

Flint Waiver Progress Report

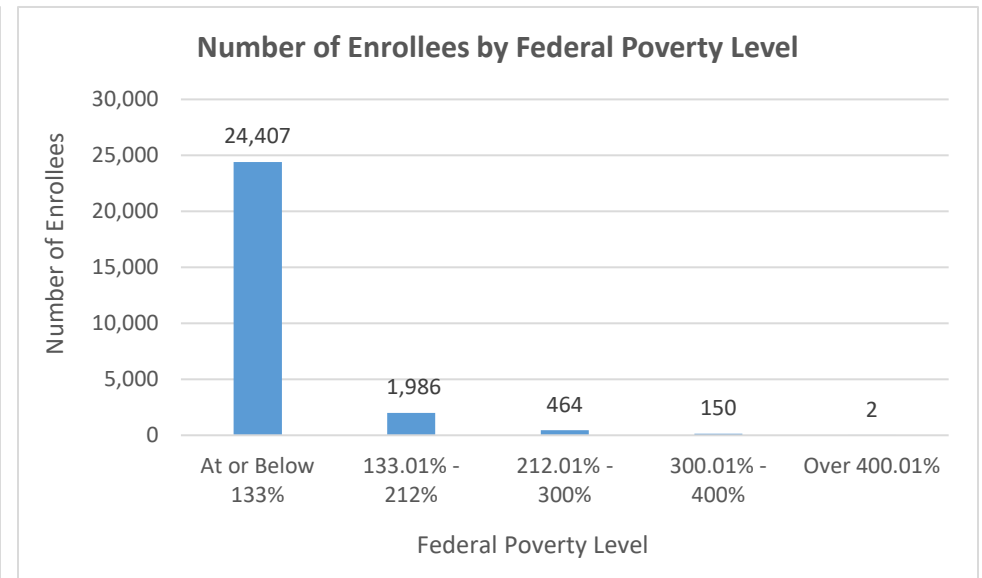
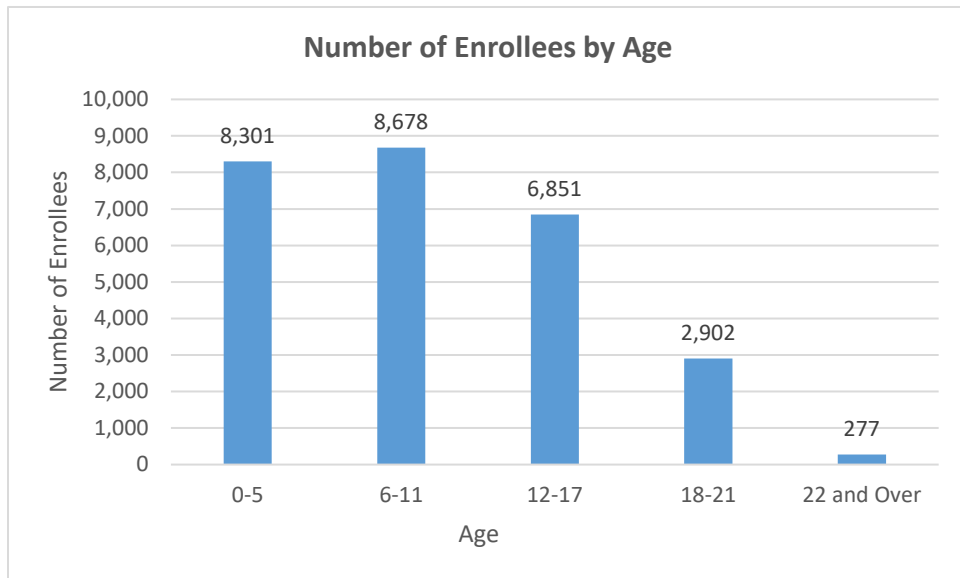
Tuesday, June 26, 2018

TOTAL ENROLLEES: 27,009

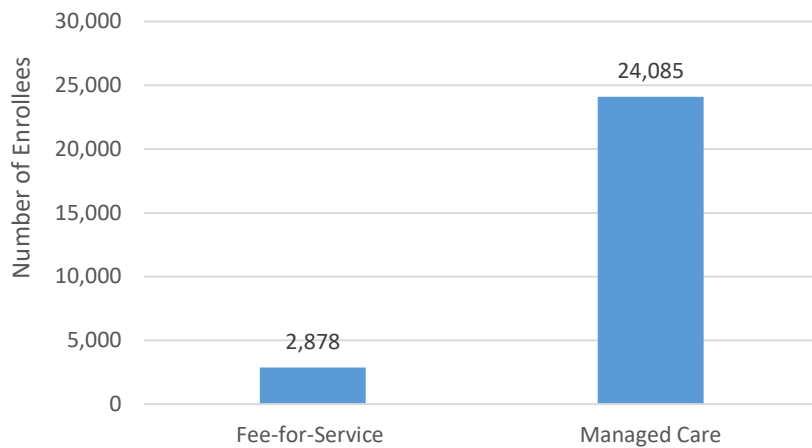
Enrollment Breakdown

Gender		Pregnant Women and Under 21	
Male	13,554	Pregnant Women	443
Female	13,455	Under 21	26,566

Existing and New Enrollees		Type of Coverage	
Existing*	23,668	Full Coverage	26,963
New	3,341	Limited Coverage	29
<i>*Existing refers to people already enrolled as of 5/9/2016.</i>		Spenddown	17



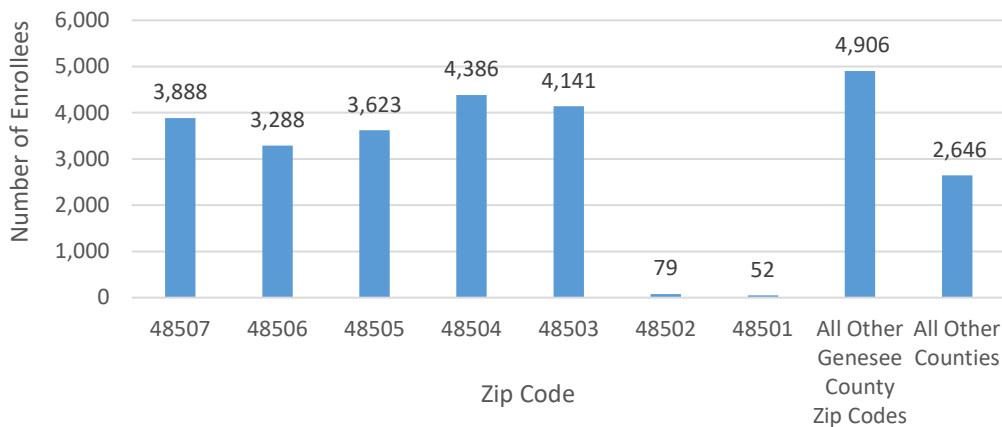
Number of Enrollees in Fee-for-Service vs. Managed Care



Health Plan Enrollment

Health Plan	Number of Enrollees	Percent of Total Enrollment
Aetna Better Health of Michigan	9	0.0%
Blue Cross Complete of Michigan	2,343	9.7%
HAP Midwest Health Plan	312	1.3%
Harbor Health Plan	3	0.0%
McLaren Health Plan	5,793	24.1%
Meridian Health Plan of Michigan	5,444	22.6%
Molina Healthcare of Michigan	9,187	38.1%
Priority Health Choice	37	0.2%
Total Health Care	23	0.1%
United Healthcare Community Plan	915	3.8%
Upper Peninsula Health Plan	18	0.1%

Number of Enrollees by Zip Code



Application and Applicant Data (since 5/9/16)

Total Applications	22,716
Applicant Data	
Applicants approved	8,176
Applicants approved for other Medicaid health care programs	12,795
Applicants pending	17
Applicants denied	27,242
Total Applicants	48,230

Application data is a running total and will not match enrollment data referenced on page 1 due to data system variances and normal monthly enrollment changes.