

Flint Waiver Progress Report

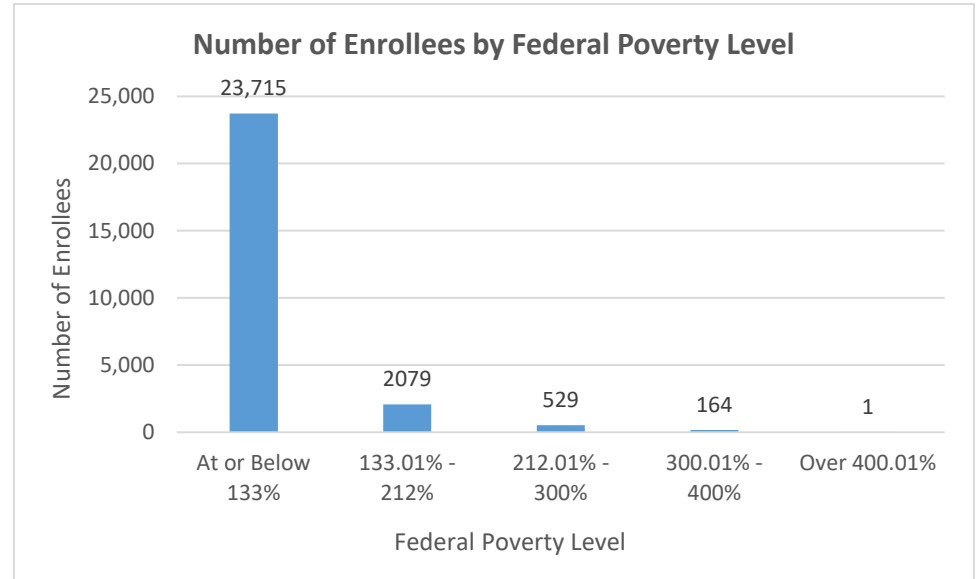
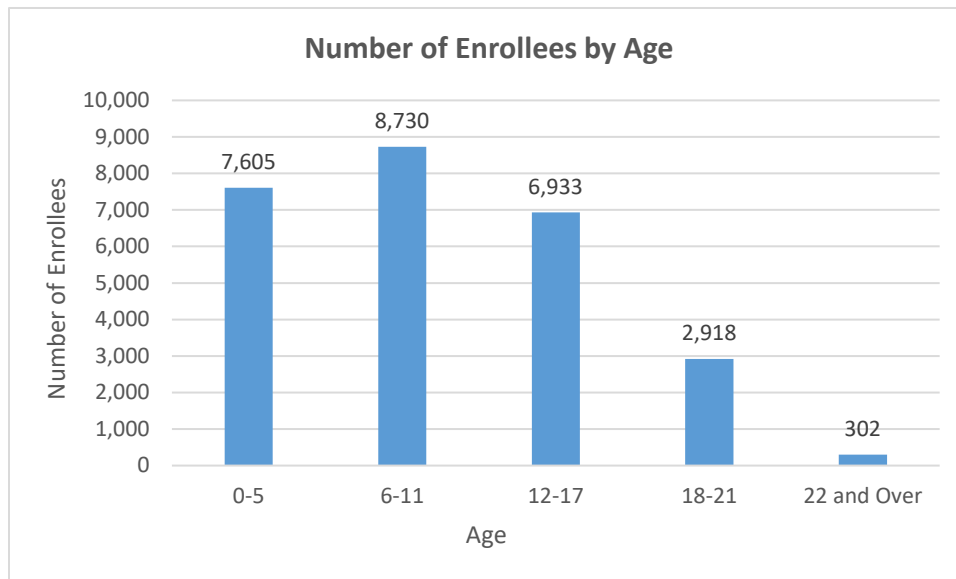
Tuesday, February 26, 2019

TOTAL ENROLLEES: 26,488

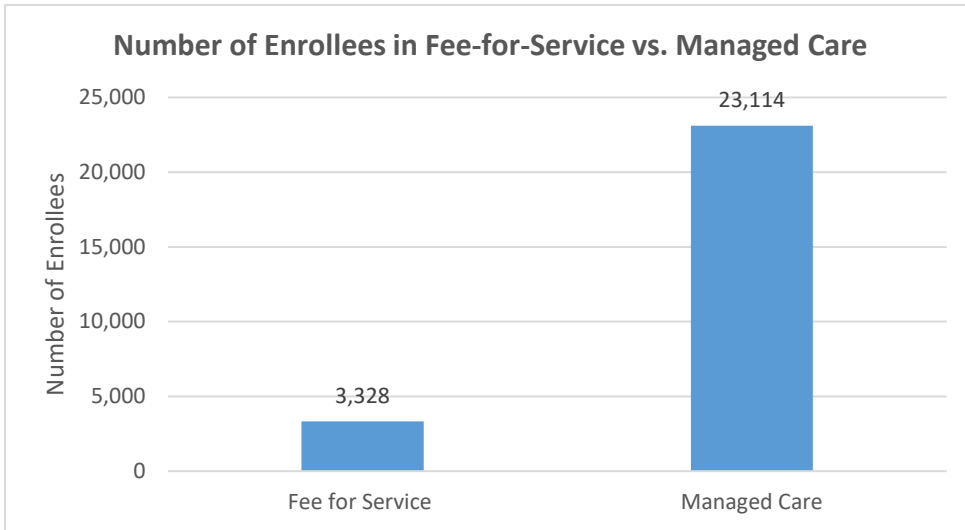
Enrollment Breakdown

Gender		Pregnant Women and Under 21	
Male	13,368	Pregnant Women	415
Female	13,120	Under 21	26,073

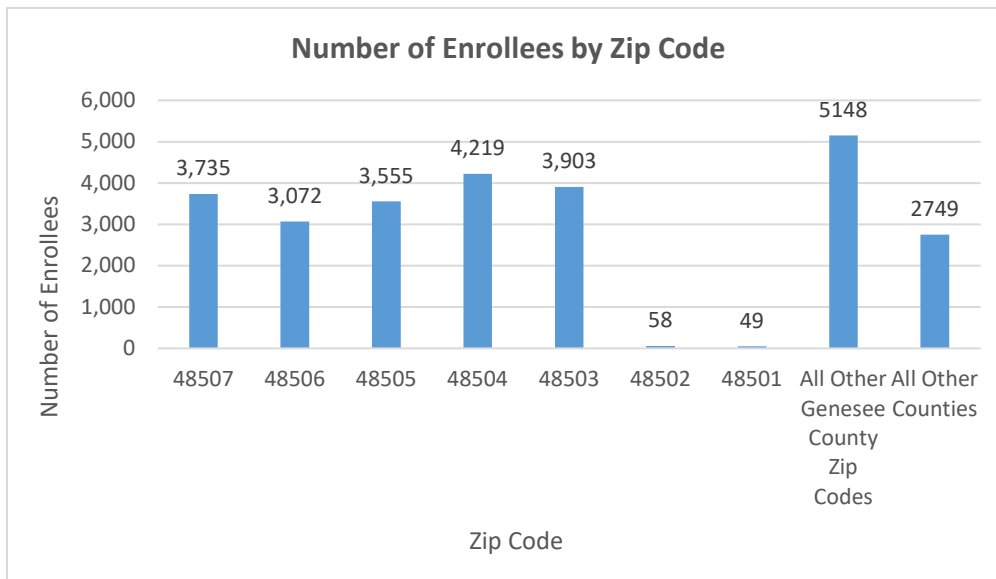
Existing and New Enrollees		Type of Coverage	
Existing*	22,679	Full Coverage	26,442
New	3,809	Limited Coverage	33
<i>*Existing refers to people already enrolled as of 5/9/2016.</i>		Spenddown	13



Health Plan Enrollment



Health Plan	Number of Enrollees	Percent of Total Enrollment
Aetna Better Health of Michigan	8	0.0%
Blue Cross Complete of Michigan	2,411	10.4%
HAP Midwest Health Plan	312	1.3%
Harbor Health Plan	4	0.0%
McLaren Health Plan	5,522	23.9%
Meridian Health Plan of Michigan	5,295	22.9%
Molina Healthcare of Michigan	8,453	36.6%
Priority Health Choice	46	0.2%
Total Health Care	26	0.1%
United Healthcare Community Plan	1,020	4.4%
Upper Peninsula Health Plan	17	0.1%



Application and Applicant Data (since 5/9/16)

Total Applications	24,903
Applicant Data	
Applicants approved	9,940
Applicants approved for other Medicaid health care programs	13,339
Applicants pending	9
Applicants denied	41,122
Total Applicants	64,410

Application data is a running total and will not match enrollment data referenced on page 1 due to data system variances and normal monthly enrollment changes.