

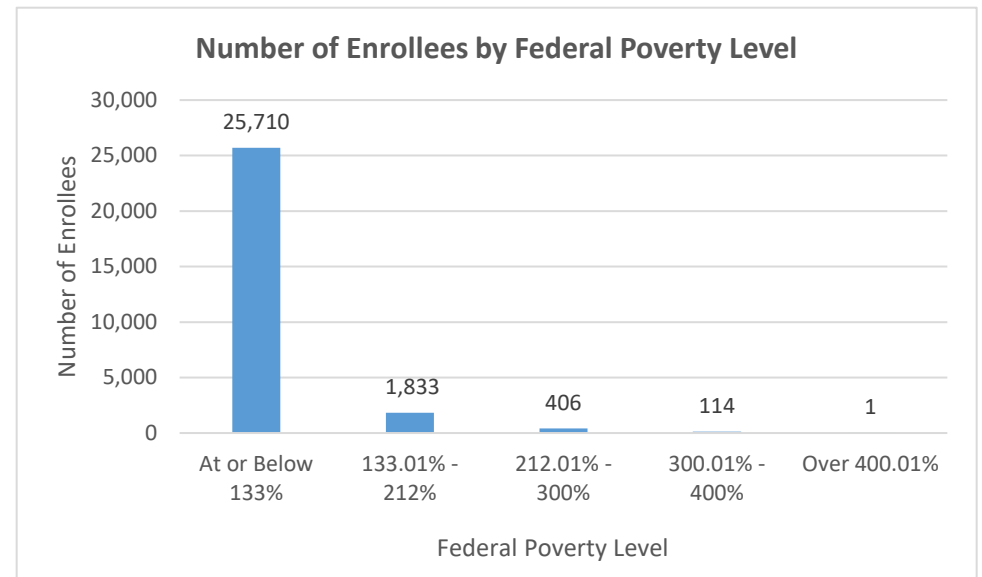
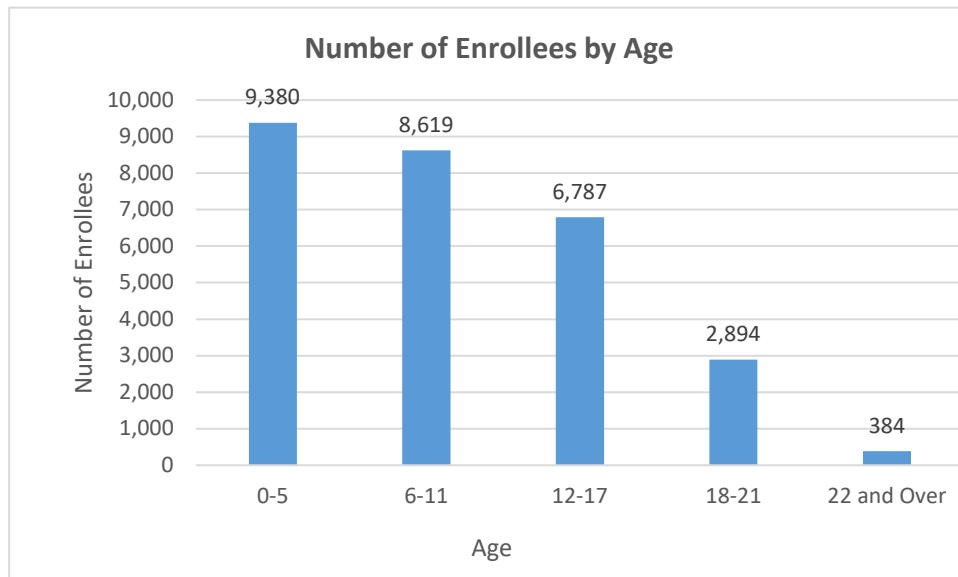
Flint Waiver Progress Report

Wednesday, October 25, 2017

TOTAL ENROLLEES: 28,064

Enrollment Breakdown

| Gender | | Pregnant Women and Under 21 | |
|---|--------|-----------------------------|--------|
| Male | 13,975 | Pregnant Women | 555 |
| Female | 14,089 | Under 21 | 27,509 |
| Existing and New Enrollees | | Type of Coverage | |
| Existing* | 25,102 | Full Coverage | 28,007 |
| New | 2,962 | Limited Coverage | 39 |
| *Existing refers to people already enrolled as of 5/9/2016. | | Spenddown | 18 |

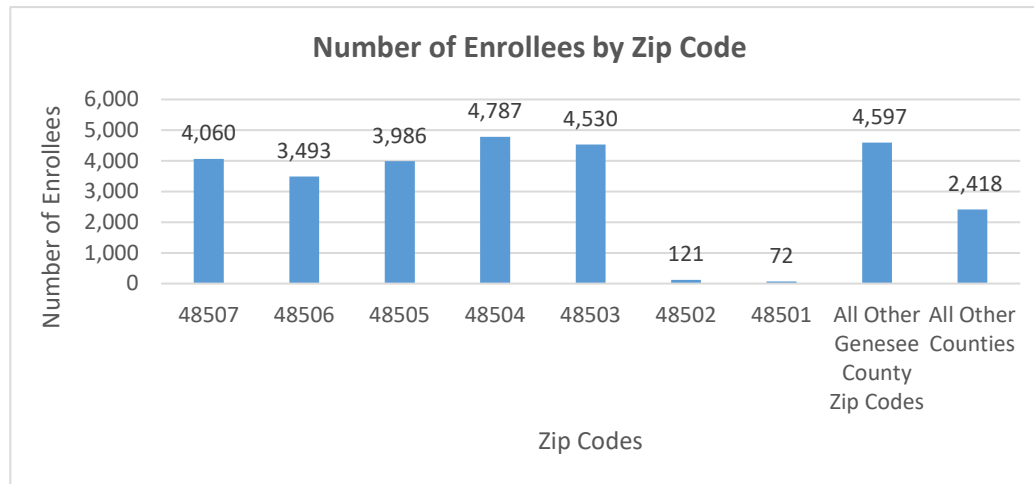
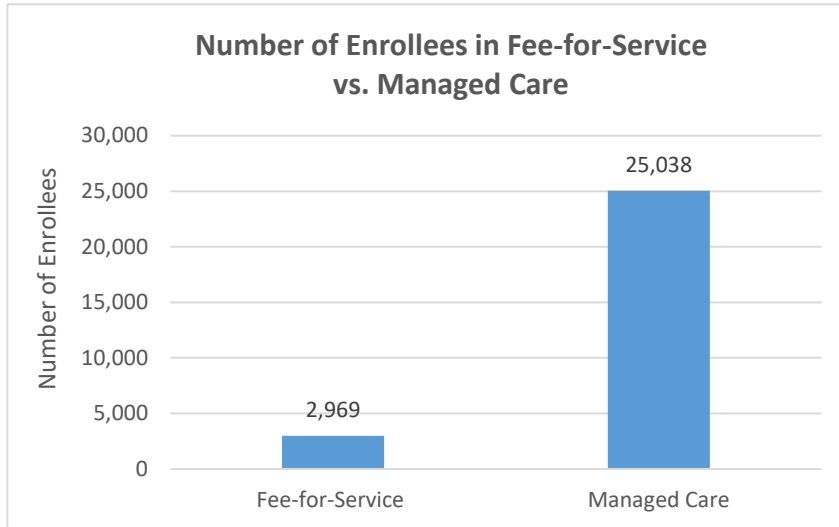


Flint Waiver Progress Report

Wednesday, October 25, 2017

Health Plan Enrollment

| Health Plan | Number of Enrollees | Percent of Total Enrollment |
|----------------------------------|---------------------|-----------------------------|
| Aetna Better Health of Michigan | 18 | 0.1% |
| Blue Cross Complete of Michigan | 2,406 | 9.6% |
| HAP Midwest Health Plan | 360 | 1.4% |
| Harbor Health Plan | 2 | 0.0% |
| McLaren Health Plan | 6,035 | 24.1% |
| Meridian Health Plan of Michigan | 5,402 | 21.6% |
| Molina Healthcare of Michigan | 9,876 | 39.4% |
| Priority Health Choice | 22 | 0.1% |
| Total Health Care | 25 | 0.1% |
| United Healthcare Community Plan | 874 | 3.5% |
| Upper Peninsula Health Plan | 18 | 0.1% |



Application and Applicant Data (since 5/9/16)

| | |
|---|---------------|
| Total Applications | 18,098 |
| Applicant Data | |
| Applicants approved | 6,373 |
| Applicants approved for other Medicaid health care programs | 10,022 |
| Applicants pending | 43 |
| Applicants denied | 13,376 |
| Total Applicants | 29,814 |

Application data is a running total and will not match enrollment data referenced on page 1 due to data system variances and normal monthly enrollment changes.