

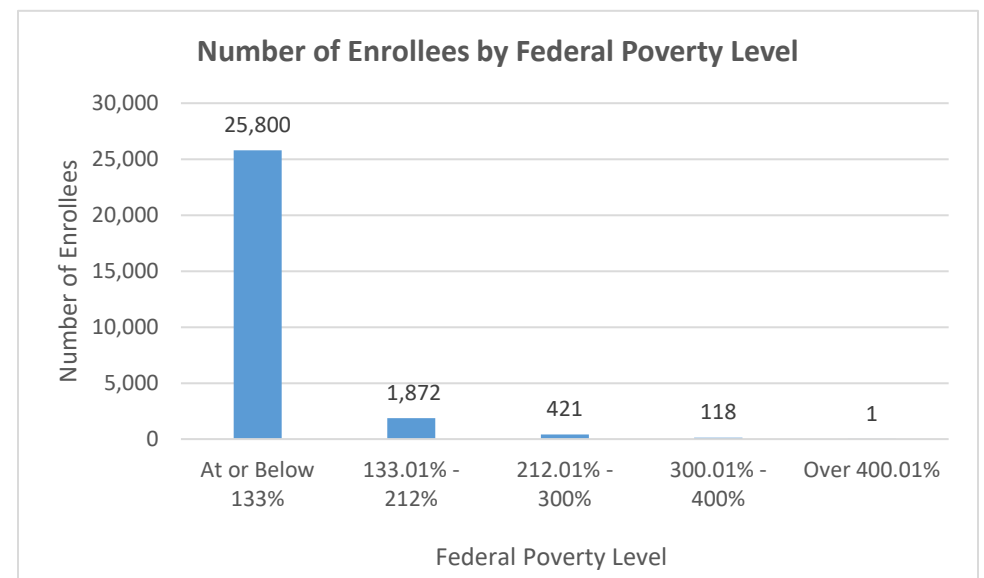
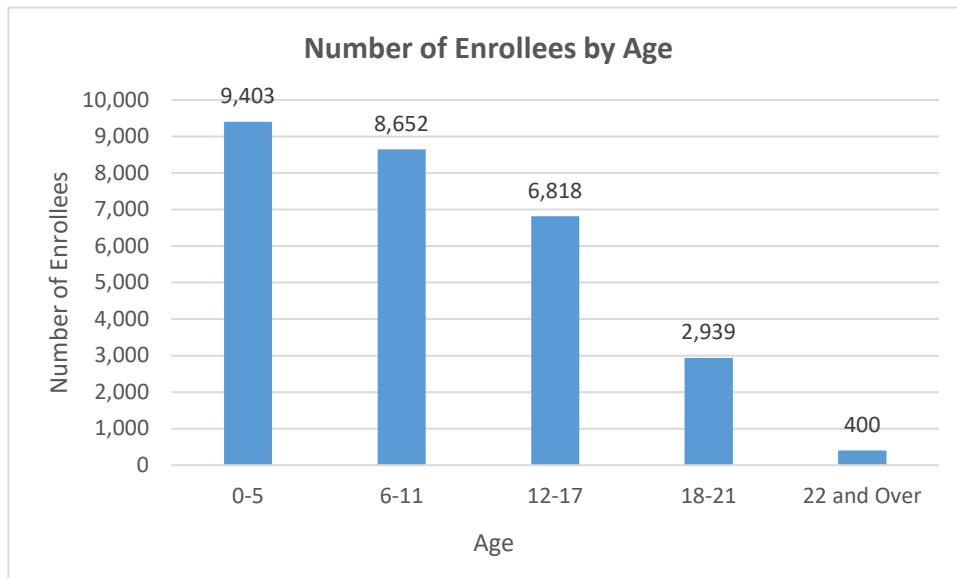
Flint Waiver Progress Report

Tuesday, October 31, 2017

TOTAL ENROLLEES: 28,212

Enrollment Breakdown

Gender		Pregnant Women and Under 21	
Male	14,036	Pregnant Women	574
Female	14,176	Under 21	27,638
Existing and New Enrollees		Type of Coverage	
Existing*	25,185	Full Coverage	28,155
New	3,027	Limited Coverage	39
<i>*Existing refers to people already enrolled as of 5/9/2016.</i>		Spenddown	18

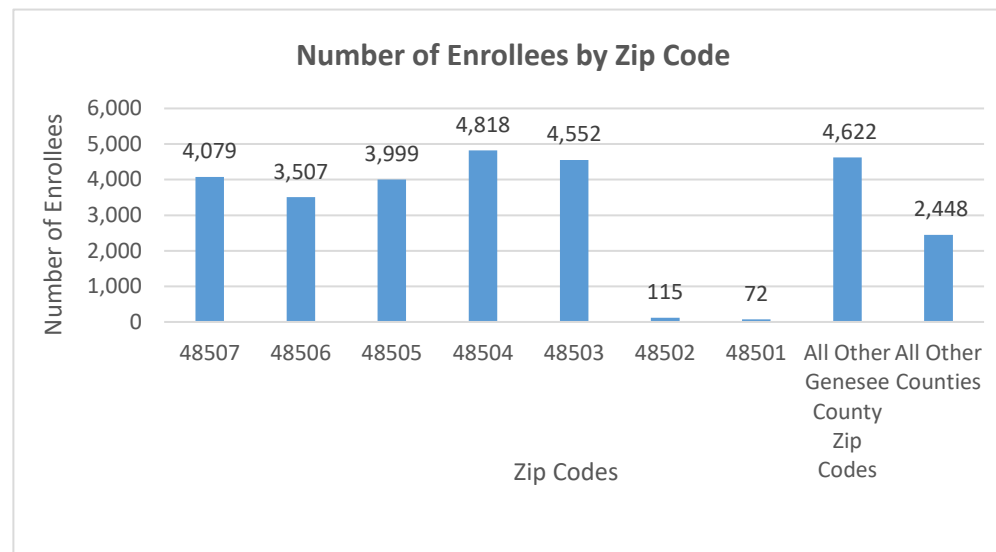
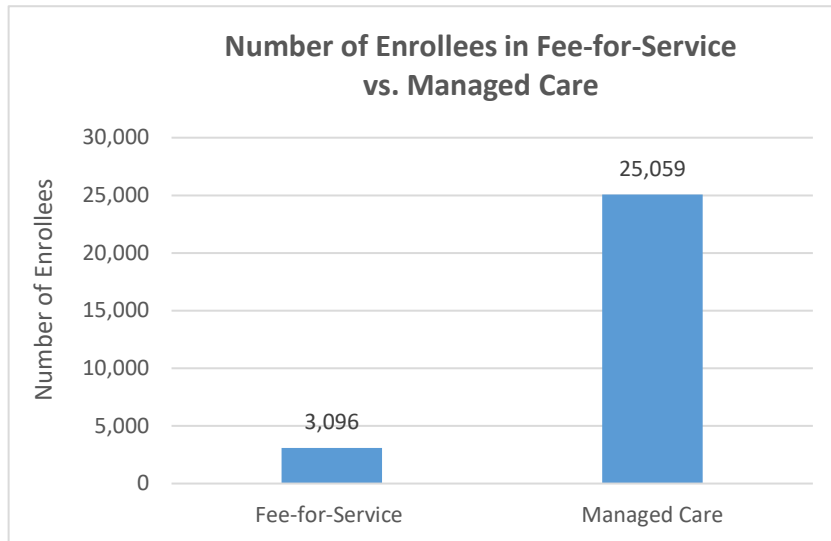


Flint Waiver Progress Report

Tuesday, October 31, 2017

Health Plan Enrollment

Health Plan	Number of Enrollees	Percent of Total Enrollment
Aetna Better Health of Michigan	18	0.1%
Blue Cross Complete of Michigan	2,409	9.6%
HAP Midwest Health Plan	360	1.4%
Harbor Health Plan	2	0.0%
McLaren Health Plan	6,039	24.1%
Meridian Health Plan of Michigan	5,409	21.6%
Molina Healthcare of Michigan	9,883	39.4%
Priority Health Choice	22	0.1%
Total Health Care	25	0.1%
United Healthcare Community Plan	874	3.5%
Upper Peninsula Health Plan	18	0.1%



Application and Applicant Data (since 5/9/16)

Total Applications	18,179
Applicant Data	
Applicants approved	6,408
Applicants approved for other Medicaid health care programs	10,067
Applicants pending	56
Applicants denied	13,510
Total Applicants	30,041

Application data is a running total and will not match enrollment data referenced on page 1 due to data system variances and normal monthly enrollment changes.