

Flint Waiver Progress Report

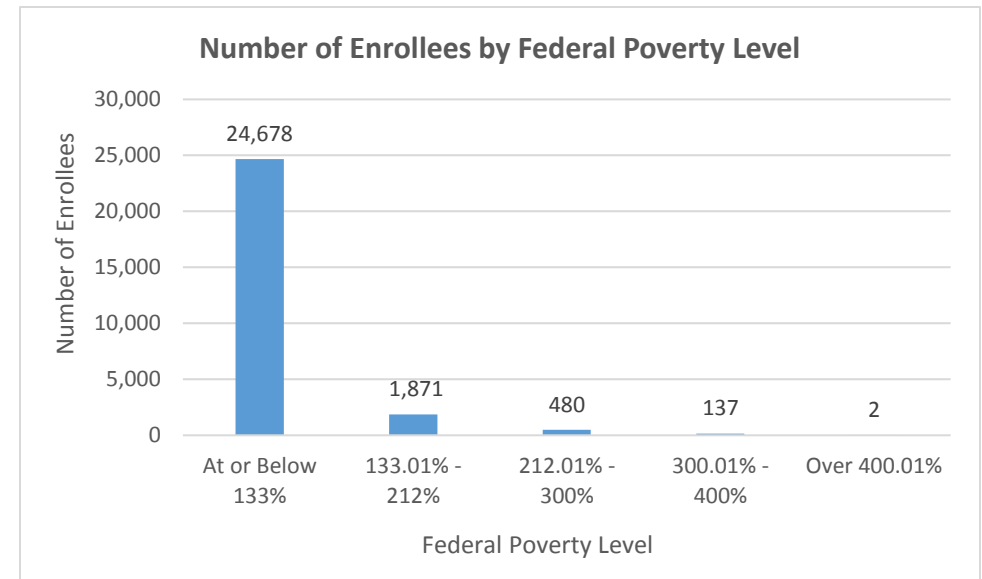
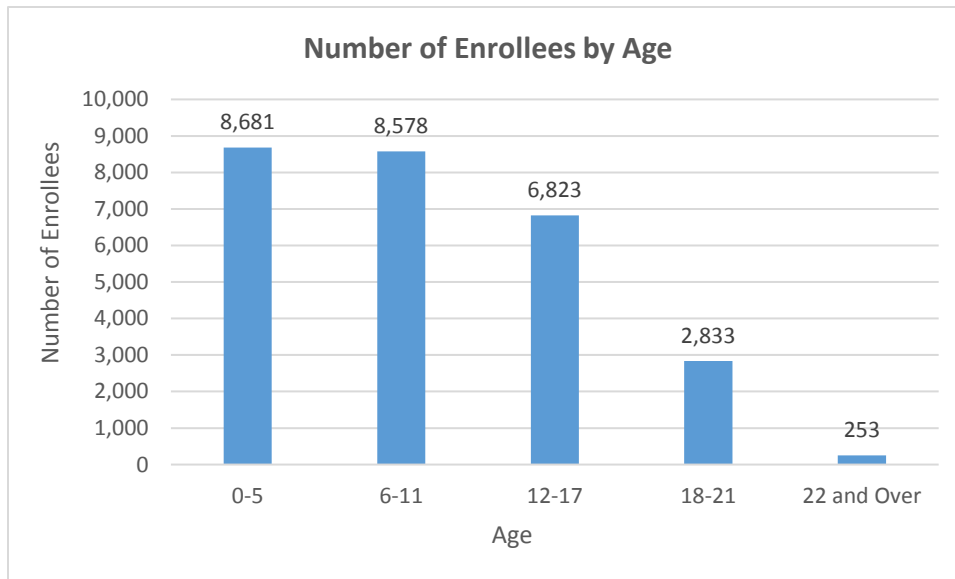
Tuesday, March 27, 2018

TOTAL ENROLLEES: 27,168

Enrollment Breakdown

Gender		Pregnant Women and Under 21	
Male	13,682	Pregnant Women	409
Female	13,486	Under 21	26,759

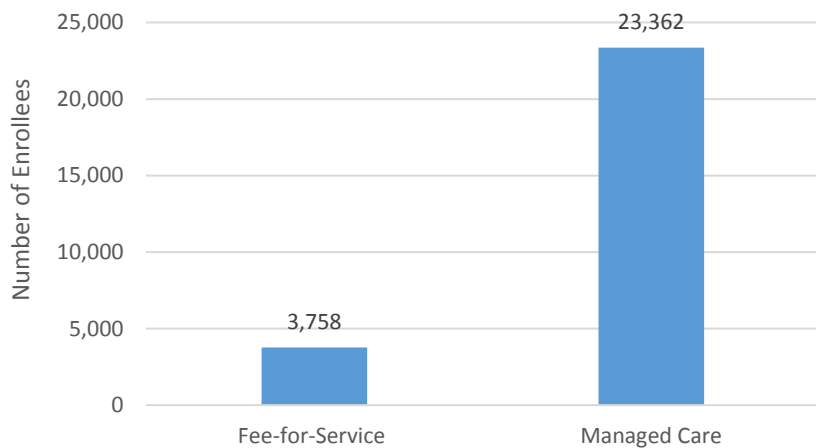
Existing and New Enrollees		Type of Coverage	
Existing*	23,969	Full Coverage	27,120
New	3,199	Limited Coverage	34
<i>*Existing refers to people already enrolled as of 5/9/2016.</i>		Spenddown	14



Flint Waiver Progress Report

Tuesday, March 27, 2018

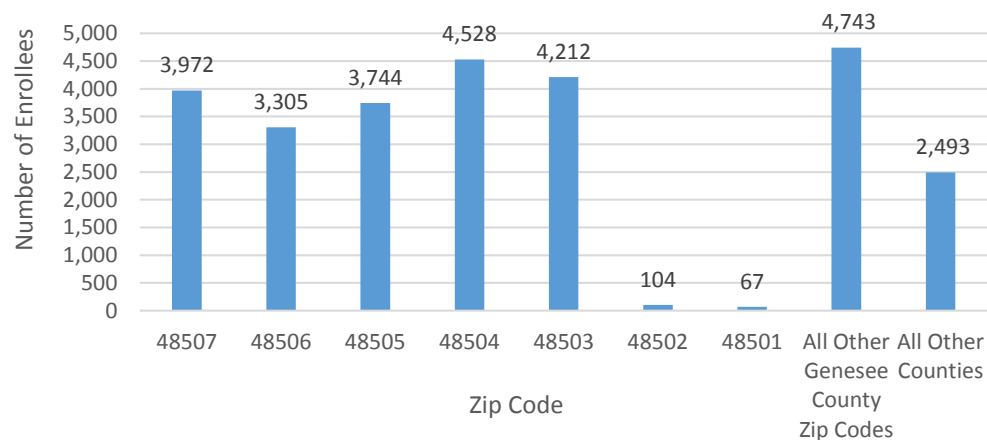
Number of Enrollees in Fee-for-Service vs. Managed Care



Health Plan Enrollment

Health Plan	Number of Enrollees	Percent of Total Enrollment
Aetna Better Health of Michigan	13	0.1%
Blue Cross Complete of Michigan	2,165	9.3%
HAP Midwest Health Plan	275	1.2%
Harbor Health Plan	2	0.0%
McLaren Health Plan	5,652	24.2%
Meridian Health Plan of Michigan	5,104	21.8%
Molina Healthcare of Michigan	9,237	39.5%
Priority Health Choice	24	0.1%
Total Health Care	19	0.1%
United Healthcare Community Plan	848	3.6%
Upper Peninsula Health Plan	23	0.1%

Number of Enrollees by Zip Code



Application and Applicant Data (since 5/9/16)

Total Applications	21,141
Applicant Data	
Applicants approved	7,421
Applicants approved for other Medicaid health care programs	11,958
Applicants pending	27
Applicants denied	21,918
Total Applicants	41,324

Application data is a running total and will not match enrollment data referenced on page 1 due to data system variances and normal monthly enrollment changes.