

## Flint Waiver Progress Report

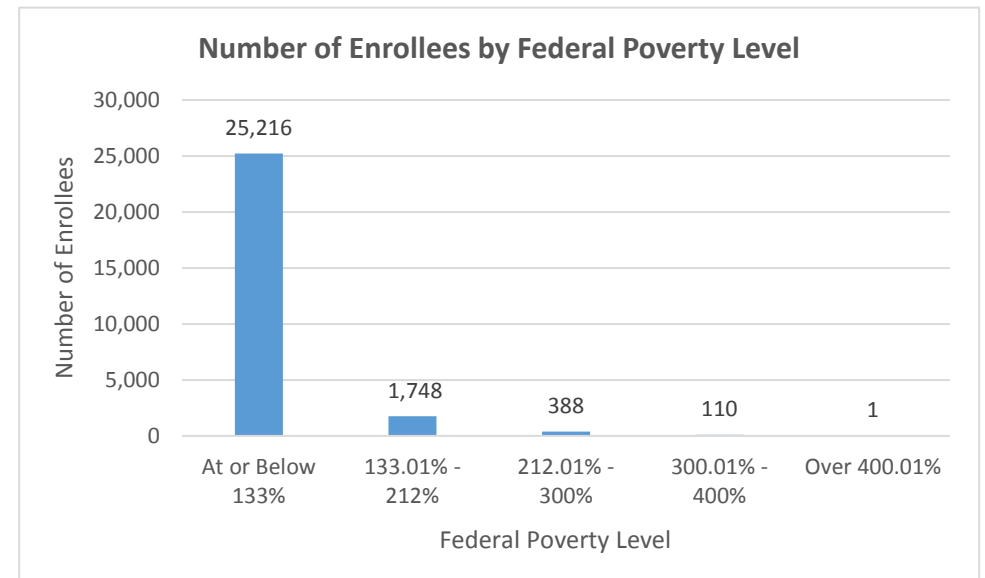
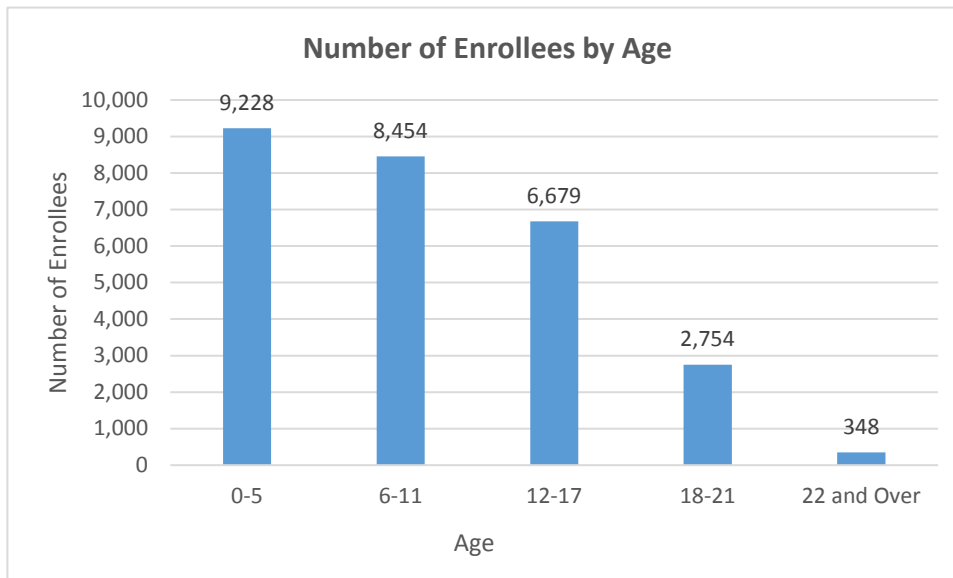
Tuesday, October 3, 2017

**TOTAL ENROLLEES: 27,463**

### Enrollment Break Down

Gender		Pregnant Women and Under 21	
Male	13,702	Pregnant Women	534
Female	13,761	Under 21	26,929
Existing and New Enrollees		Type of Coverage	
Existing*	24,705	Full Coverage	27,401
New	2,758	Limited Coverage	42
		Spenddown	20

\*Existing refers to people already enrolled as of 5/9/2016.



## Flint Waiver Progress Report

Tuesday, October 3, 2017

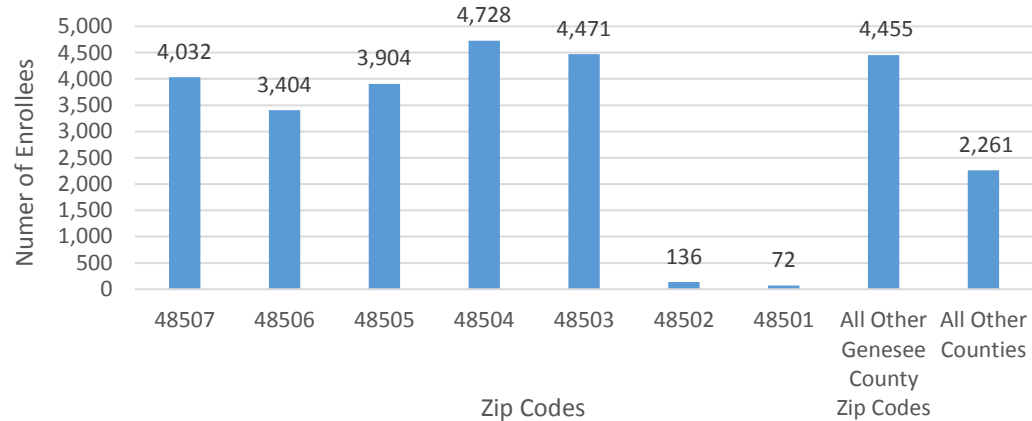
### Number of Enrollees in Fee-for-Service vs. Managed Care



### Health Plan Enrollment

Health Plan	Number of Enrollees	Percent of Total Enrollment
Aetna Better Health of Michigan	17	0.1%
Blue Cross Complete of Michigan	2,399	9.6%
HAP Midwest Health Plan	358	1.4%
Harbor Health Plan	2	0.0%
McLaren Health Plan	6,016	24.1%
Meridian Health Plan of Michigan	5,375	21.5%
Molina Healthcare of Michigan	9,848	39.5%
Priority Health Choice	22	0.1%
Total Health Care	24	0.1%
United Healthcare Community Plan	873	3.5%
Upper Peninsula Health Plan	20	0.1%

### Number of Enrollees by Zip Code



### Application and Applicant Data (since 5/9/16)

<b>Total Applications</b>	<b>17,512</b>
<b>Applicant Data</b>	
Applicants approved	6,146
Applicants approved for other Medicaid health care programs	9,688
Applicants pending	50
Applicants denied	11,962
<b>Total Applicants</b>	<b>27,846</b>

Application data is a running total and will not match enrollment data referenced on page one due to data system variances and normal monthly enrollment changes.