

## Flint Waiver Progress Report

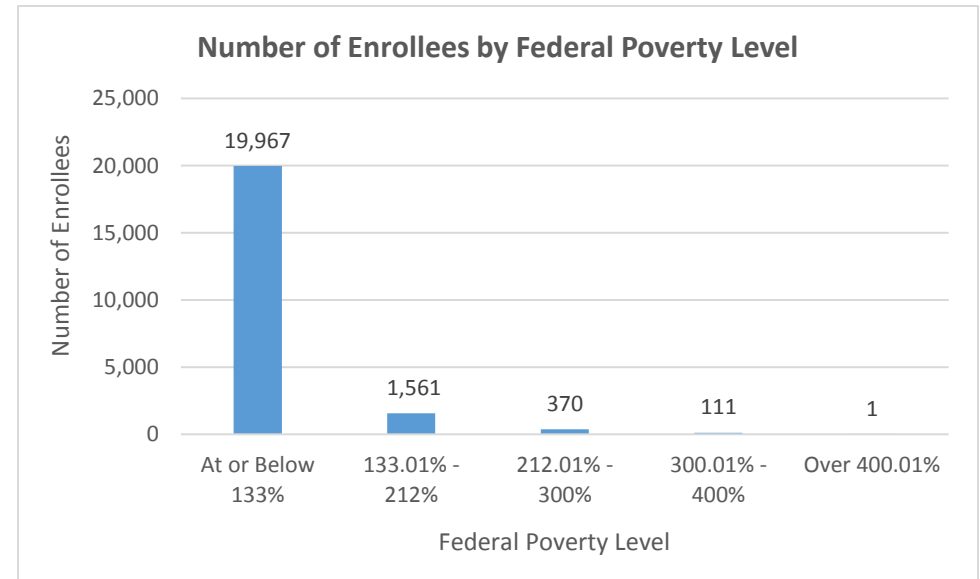
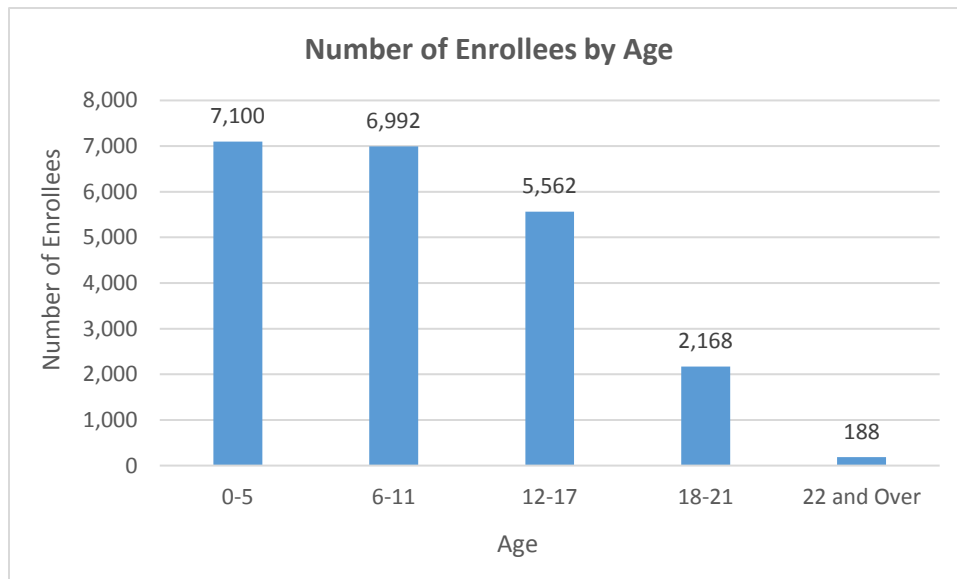
Wednesday, January 10, 2018

**TOTAL ENROLLEES: 22,010**

### Enrollment Breakdown

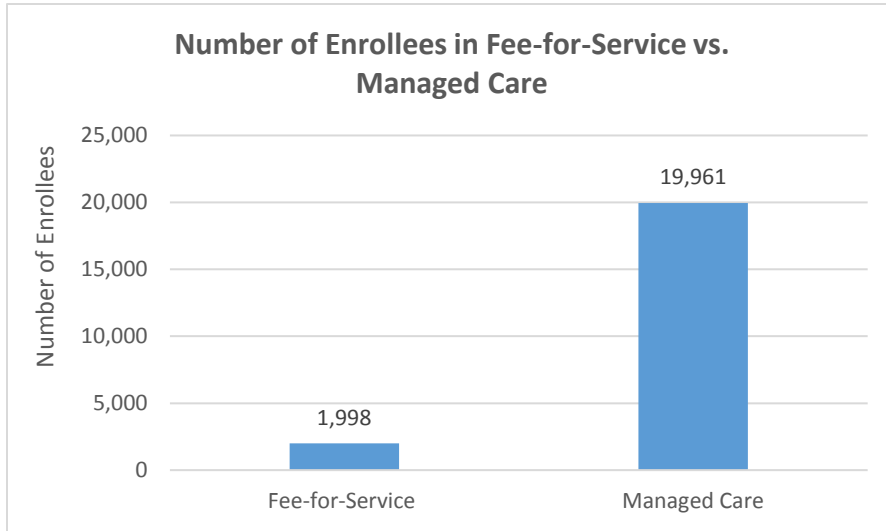
Gender		Pregnant Women and Under 21	
Male	11,038	Pregnant Women	304
Female	10,972	Under 21	21,706

Existing and New Enrollees		Type of Coverage	
Existing*	19,636	Full Coverage	21,959
New	2,374	Limited Coverage	36
<i>*Existing refers to people already enrolled as of 5/9/2016.</i>		Spenddown	15

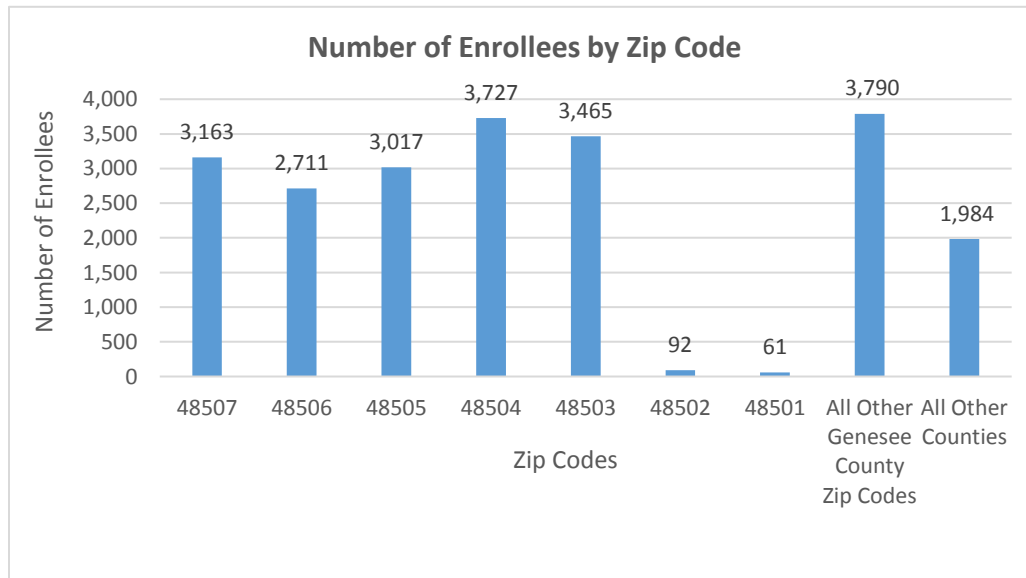


## Flint Waiver Progress Report

Wednesday, January 10, 2018



Health Plan	Number of Enrollees	Percent of Total Enrollment
Aetna Better Health of Michigan	14	0.1%
Blue Cross Complete of Michigan	1,871	9.4%
HAP Midwest Health Plan	250	1.3%
Harbor Health Plan	4	0.0%
McLaren Health Plan	4,821	24.2%
Meridian Health Plan of Michigan	4,396	22%
Molina Healthcare of Michigan	7,793	39%
Priority Health Choice	16	0.1%
Total Health Care	18	0.1%
United Healthcare Community Plan	759	3.8%
Upper Peninsula Health Plan	19	0.1%



### Application and Applicant Data (since 5/9/16)

<b>Total Applications</b>	<b>19,591</b>
<b>Applicant Data</b>	
Applicants approved	6,914
Applicants approved for other Medicaid health care programs	10,915
Applicants pending	53
Applicants denied	17,300
<b>Total Applicants</b>	<b>35,182</b>

*Application data is a running total and will not match enrollment data referenced on page 1 due to data system variances and normal monthly enrollment changes.*