

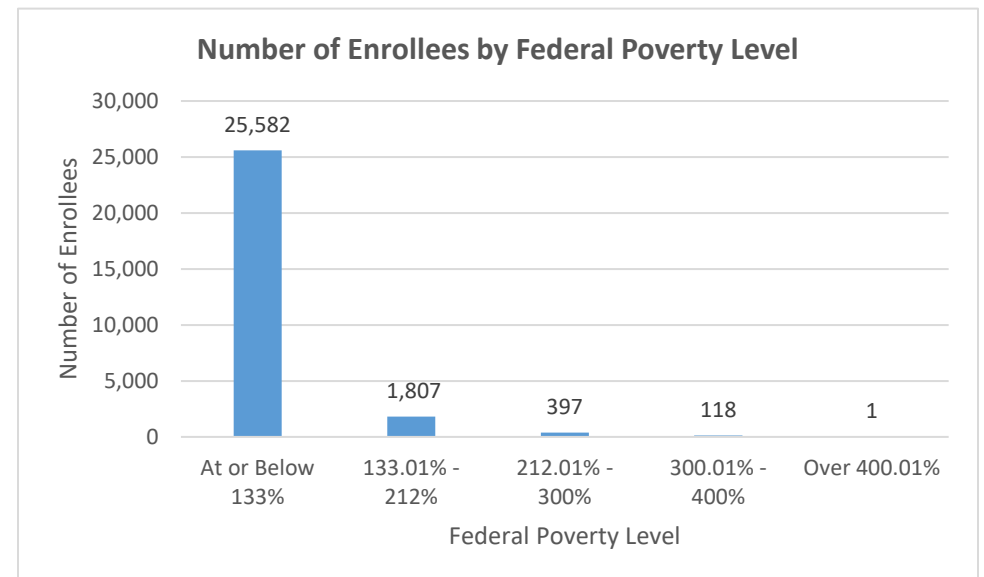
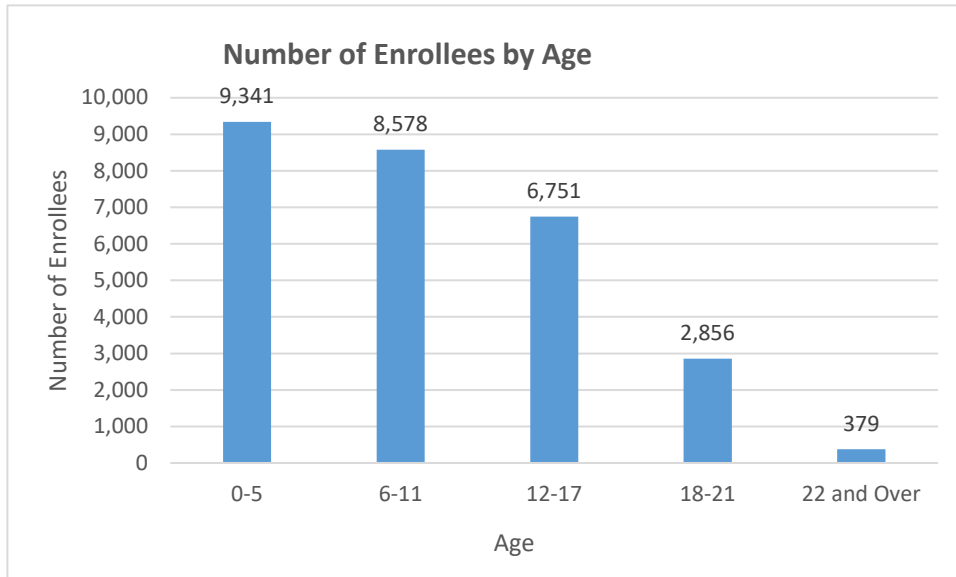
## Flint Waiver Progress Report

Tuesday, October 17, 2017

**TOTAL ENROLLEES: 27,905**

### Enrollment Breakdown

Gender		Pregnant Women and Under 21	
Male	13,889	Pregnant Women	548
Female	14,016	Under 21	27,357
Existing and New Enrollees		Type of Coverage	
Existing*	24,995	Full Coverage	27,845
New	2,910	Limited Coverage	39
*Existing refers to people already enrolled as of 5/9/2016.		Spenddown	21



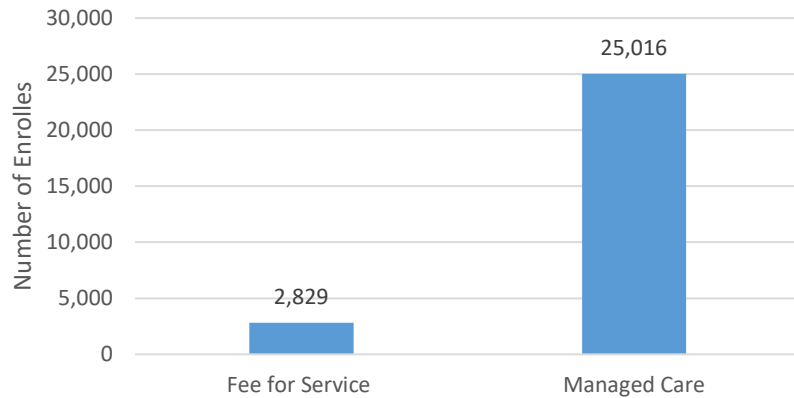
## Flint Waiver Progress Report

Tuesday, October 17, 2017

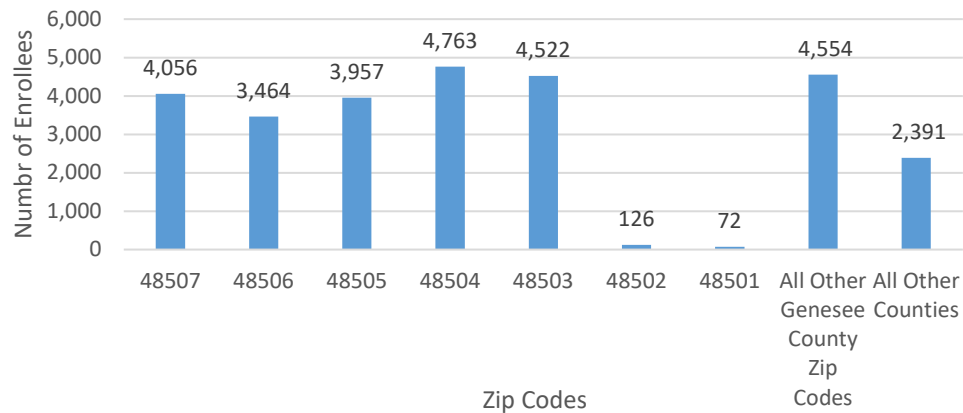
### Health Plan Enrollment

Health Plan	Number of Enrollees	Percent of Total Enrollment
Aetna Better Health of Michigan	17	0.1%
Blue Cross Complete of Michigan	2,401	9.6%
HAP Midwest Health Plan	360	1.4%
Harbor Health Plan	2	0.0%
McLaren Health Plan	6,030	24.1%
Meridian Health Plan of Michigan	5,398	21.6%
Molina Healthcare of Michigan	9,869	39.5%
Priority Health Choice	22	0.1%
Total Health Care	24	0.1%
United Healthcare Community Plan	873	3.5%
Upper Peninsula Health Plan	20	0.1%

Number of Enrollees in Fee-for-Service vs. Managed Care



Number of Enrollees by Zip Code



### Application and Applicant Data (since 5/9/16)

<b>Total Applications</b>	<b>17,824</b>
<b>Applicant Data</b>	
Applicants approved	6,277
Applicants approved for other Medicaid health care programs	9,867
Applicants pending	51
Applicants denied	12,758
<b>Total Applicants</b>	<b>28,953</b>

Application data is a running total and will not match enrollment data referenced on page 1 due to data system variances and normal monthly enrollment changes.