

Flint Waiver Progress Report

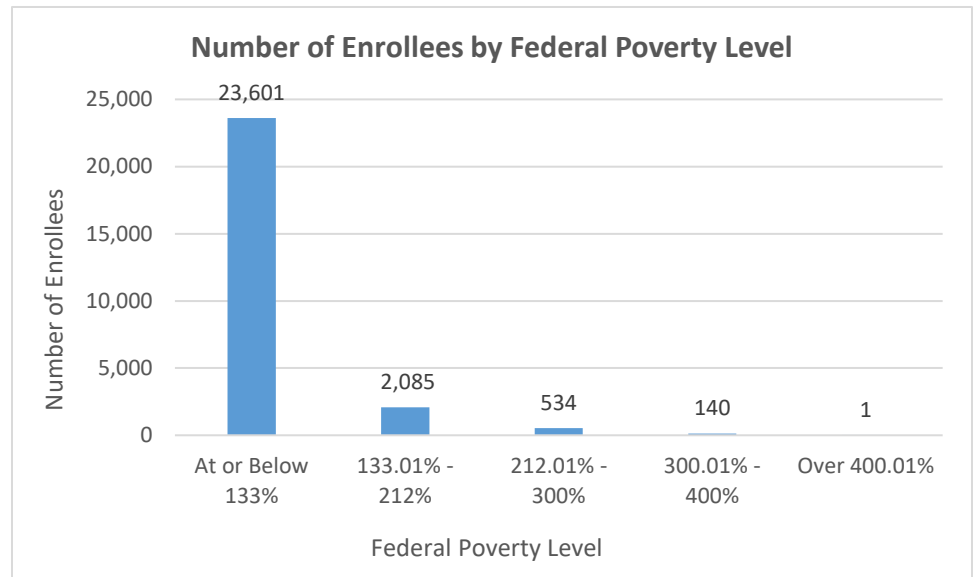
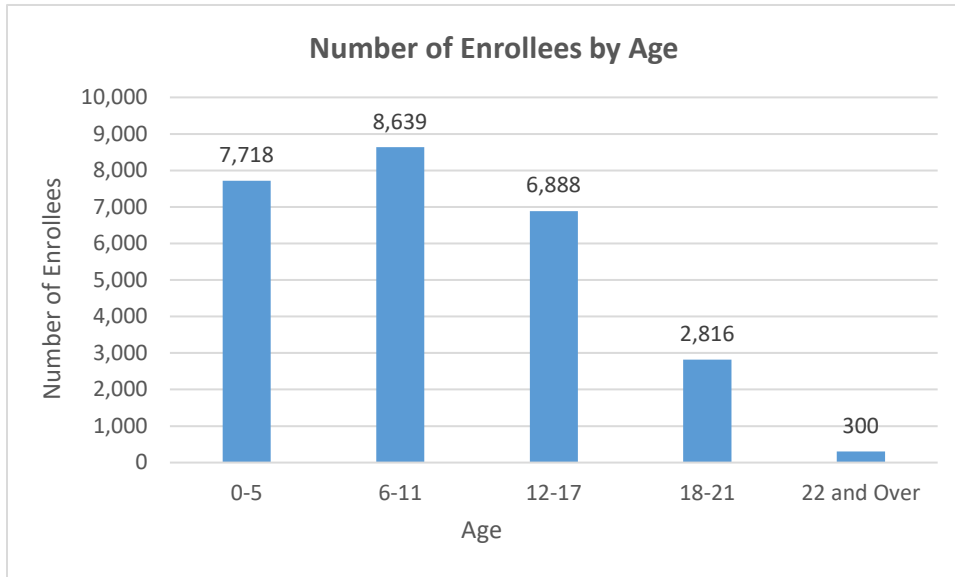
Tuesday, December 25, 2018

TOTAL ENROLLEES: 26,361

Enrollment Breakdown

Gender		Pregnant Women and Under 21	
Male	13,308	Pregnant Women	436
Female	13,053	Under 21	25,925

Existing and New Enrollees		Type of Coverage	
Existing*	22,688	Full Coverage	26,316
New	3,673	Limited Coverage	35
<i>*Existing refers to people already enrolled as of 5/9/2016.</i>		Spenddown	10

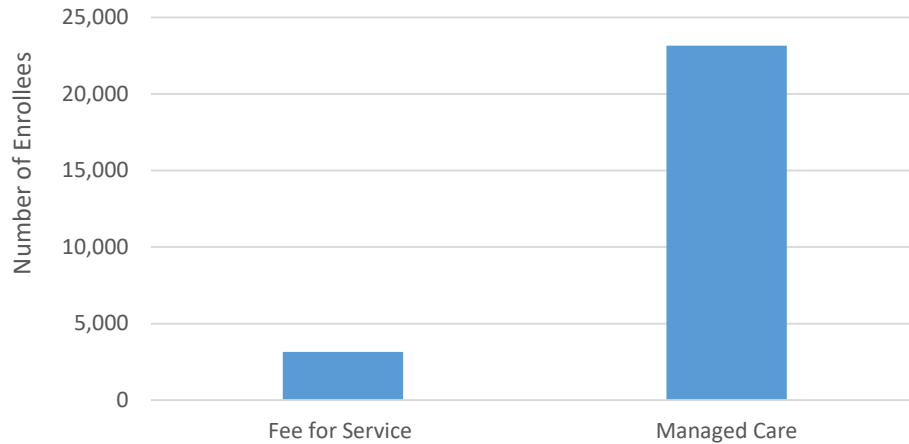


Flint Waiver Progress Report

Tuesday, December 25, 2018

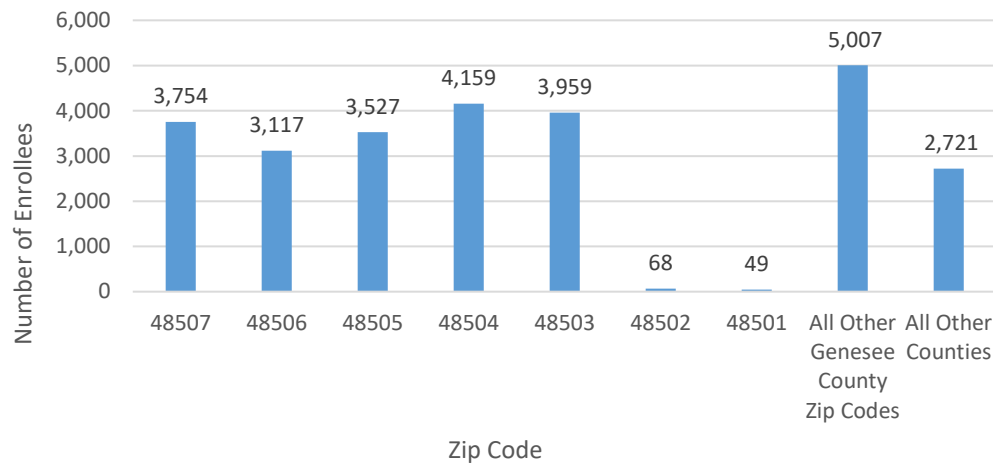
Health Plan Enrollment

Number of Enrollees in Fee-for-Service vs. Managed Care



Health Plan	Number of Enrollees	Percent of Total Enrollment
Aetna Better Health of Michigan	7	0.0%
Blue Cross Complete of Michigan	2,393	10.3%
HAP Midwest Health Plan	320	1.4%
Harbor Health Plan	4	0.0%
McLaren Health Plan	5,547	23.9%
Meridian Health Plan of Michigan	5,267	22.7%
Molina Healthcare of Michigan	8,602	37.1%
Priority Health Choice	49	0.2%
Total Health Care	28	0.1%
United Healthcare Community Plan	929	4.0%
Upper Peninsula Health Plan	19	0.1%

Number of Enrollees by Zip Code



Application and Applicant Data (since 5/9/16)

Total Applications	24,461
Applicant Data	
Applicants approved	9,560
Applicants approved for other Medicaid health care programs	13,242
Applicants pending	19
Applicants denied	37,832
Total Applicants	60,653

Application data is a running total and will not match enrollment data referenced on page 1 due to data system variances and normal monthly enrollment changes.