

Flint Waiver Progress Report

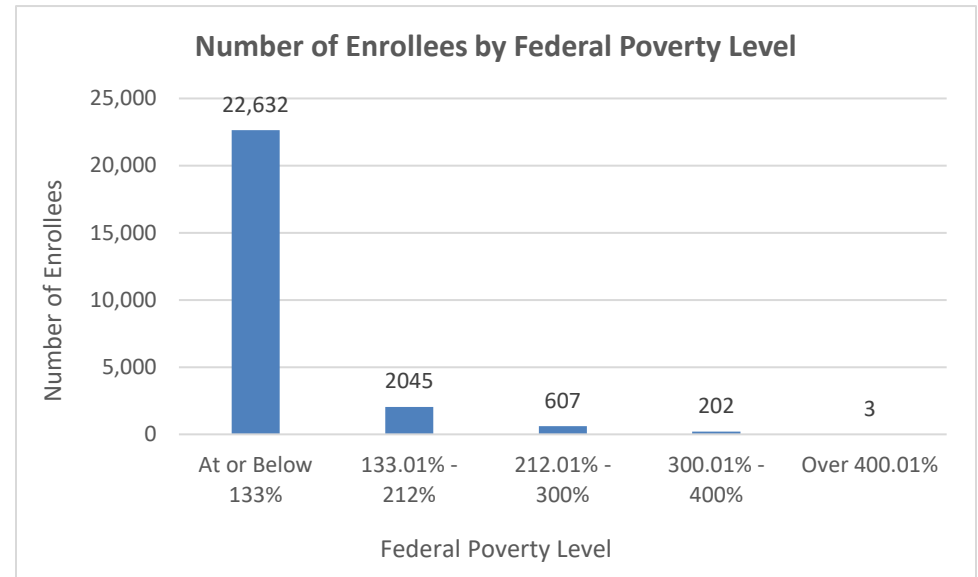
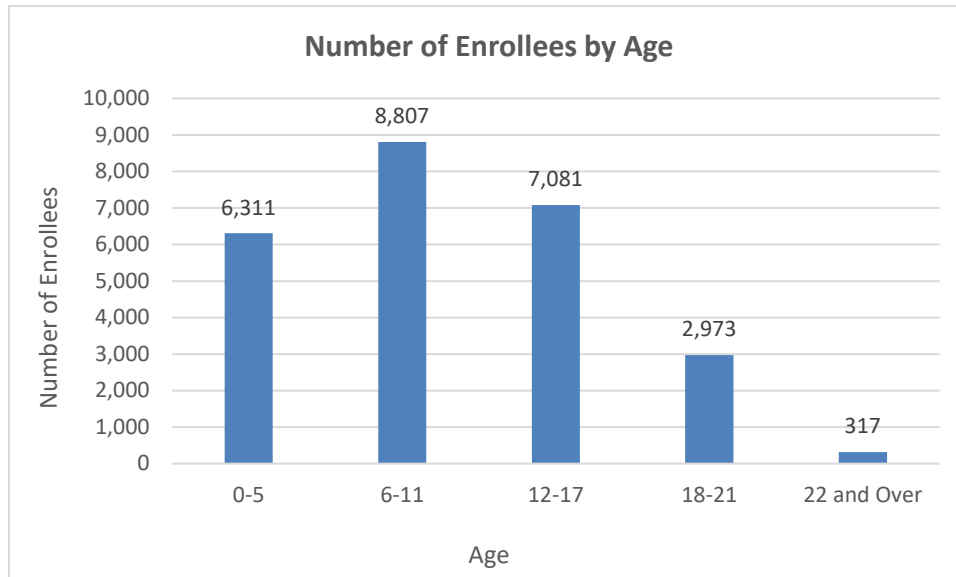
Tuesday, March 31, 2020

TOTAL ENROLLEES: 25,489

Enrollment Breakdown

Gender		Pregnant Women and Under 21	
Male	12,755	Pregnant Women	478
Female	12,734	Under 21	25,011

Existing and New Enrollees		Type of Coverage	
Existing*	20,955	Full Coverage	25,436
New	4,534	Limited Coverage	31
<i>*Existing refers to people already enrolled as of 5/9/2016.</i>		Spendedown	22

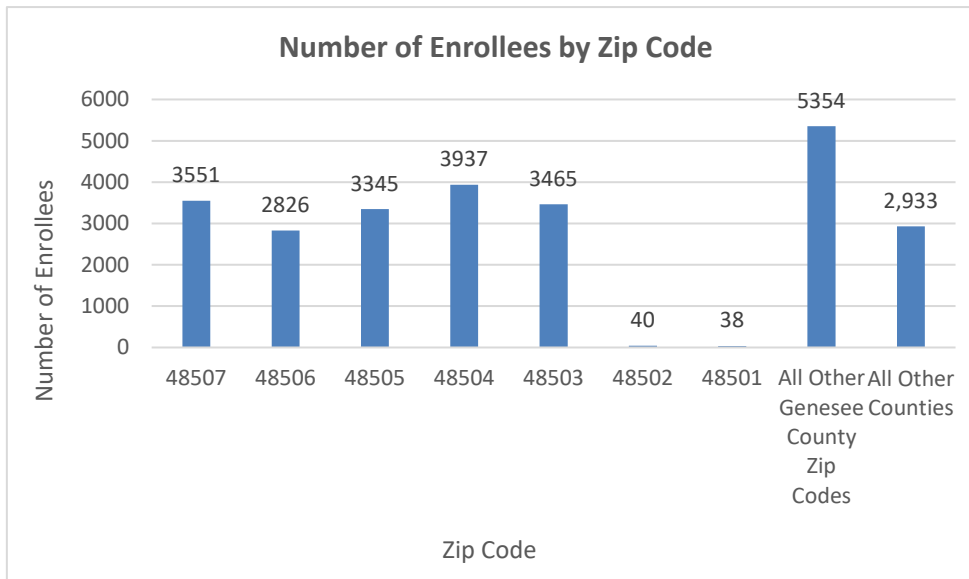
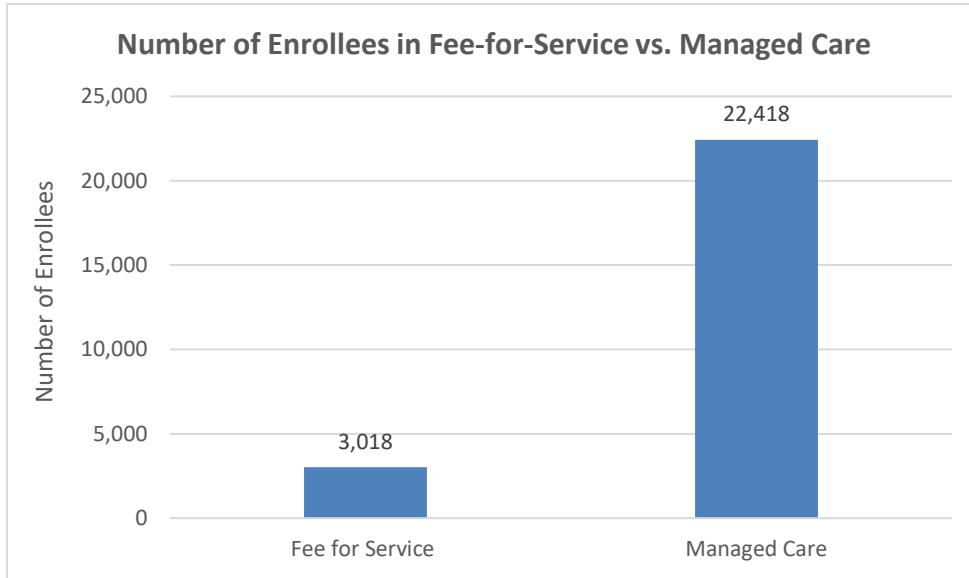


Flint Waiver Progress Report

Tuesday, March 31, 2020

Health Plan Enrollment

	Number of Enrollees	Percent of Total Enrollment
Aetna Better Health of Michigan	19	0.1%
Blue Cross Complete of Michigan	2,733	12.2%
McLaren Health Plan	5,236	23.4%
Meridian Health Plan of Michigan	4,959	22.1%
Midwest Health Plan Inc	404	1.8%
Molina Healthcare of Michigan	7,617	34.0%
Priority Health Choice	52	0.2%
Total Health Care	23	0.1%
United Healthcare Community Plan	1,328	6.1%
Upper Peninsula Health Plan	17	0.1%



Application and Applicant Data (since 5/9/16)

Total Applications	28,566
Applicant Data	
Applicants approved	13,049
Applicants approved for other Medicaid health care programs	13,952
Applicants pending	9
Applicants denied	67,640
Total Applicants	94,650

Application data is a running total and will not match enrollment data referenced on page 1 due to data system variances and normal monthly enrollment changes.