

Flint Waiver Progress Report

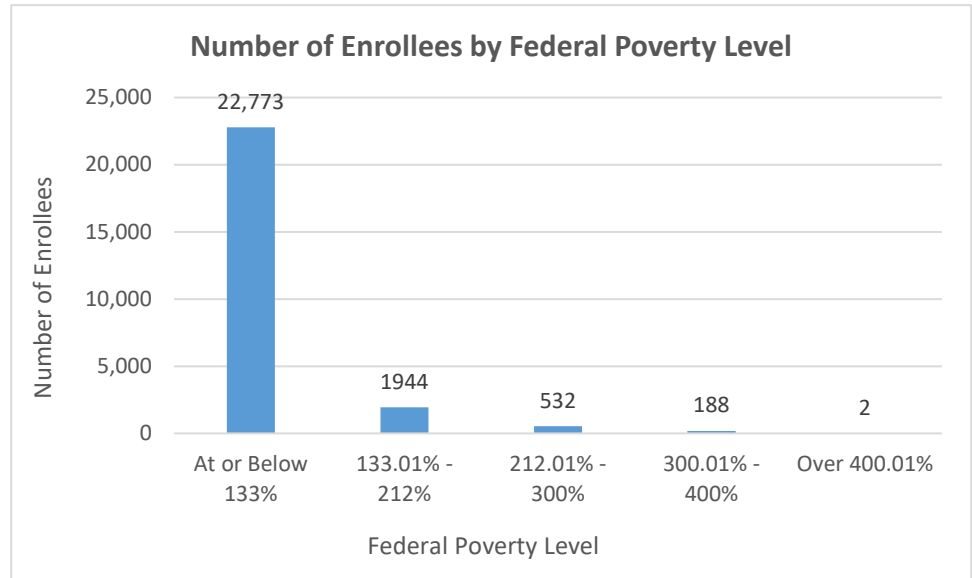
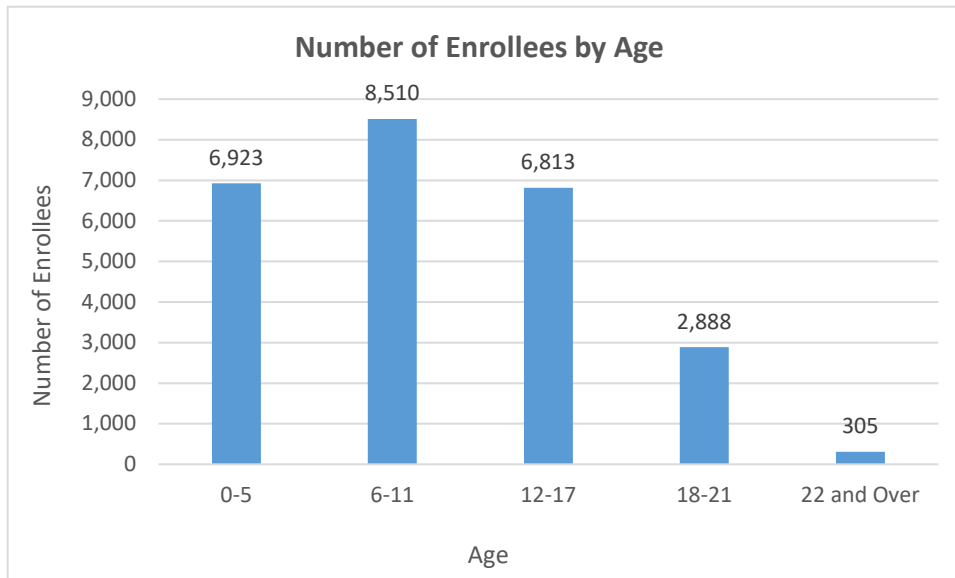
Tuesday, July 30, 2019

TOTAL ENROLLEES: 25,439

Enrollment Breakdown

Gender		Pregnant Women and Under 21	
Male	12,797	Pregnant Women	415
Female	12,642	Under 21	25,024

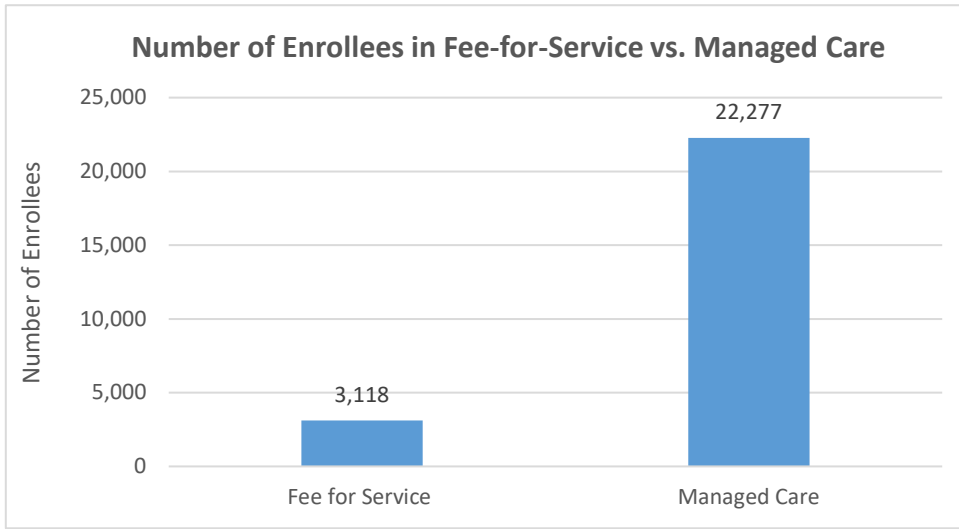
Existing and New Enrollees		Type of Coverage	
Existing*	21,355	Full Coverage	25,395
New	4,084	Limited Coverage	25
<i>*Existing refers to people already enrolled as of 5/9/2016.</i>		Spenddown	19



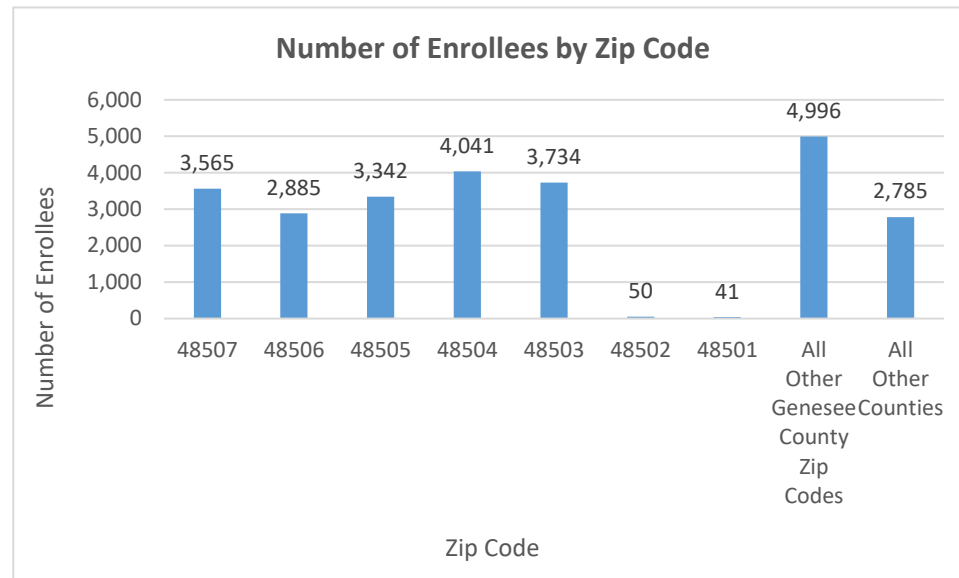
Flint Waiver Progress Report

Tuesday, July 30, 2019

Health Plan Enrollment



	Number of Enrollees	Percent of Total Enrollment
Aetna Better Health of Michigan	14	0.1%
Blue Cross Complete of Michigan	2,466	11.1%
Harbor Health Plan	3	0.0%
McLaren Health Plan	5,324	23.9%
Meridian Health Plan of Michigan	5,025	22.6%
Midwest Health Plan Inc	310	1.4%
Molina Healthcare of Michigan	7,896	35.4%
Priority Health Choice	39	0.2%
Total Health Care	34	0.2%
United Healthcare Community Plan	1,152	5.2%
Upper Peninsula Health Plan	14	0.1%



Application and Applicant Data (since 5/9/16)

Total Applications	26,305
Applicant Data	
Applicants approved	11,109
Applicants approved for other Medicaid health care programs	13,592
Applicants pending	12
Applicants denied	50,568
Total Applicants	75,281

Application data is a running total and will not match enrollment data referenced on page 1 due to data system variances and normal monthly enrollment changes.