

Flint Waiver Progress Report

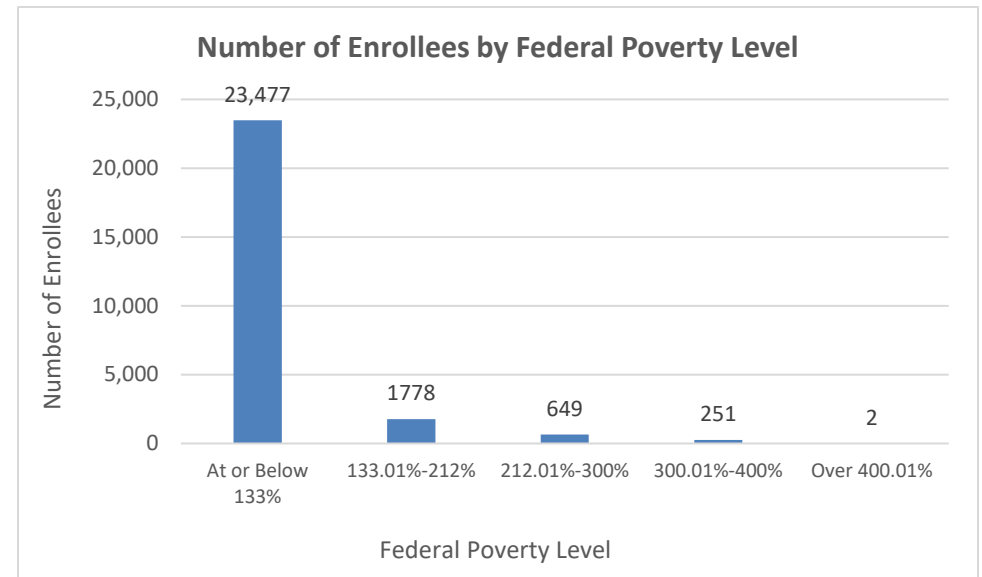
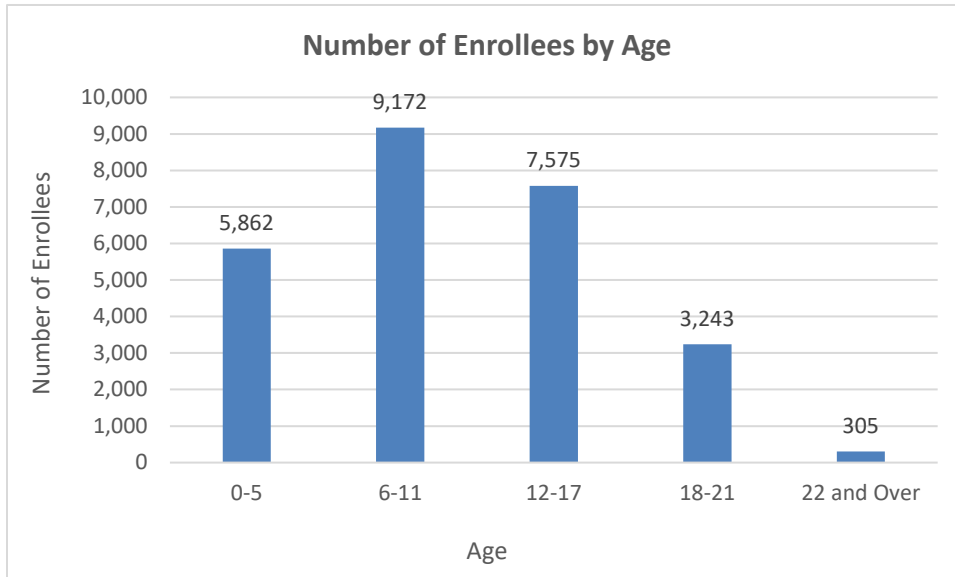
Tuesday, October 26, 2020

TOTAL ENROLLEES: 26,157

Enrollment Breakdown

Gender		Pregnant Women and Under 21	
Male	13,128	Pregnant Women	426
Female	13,029	Under 21	25,731

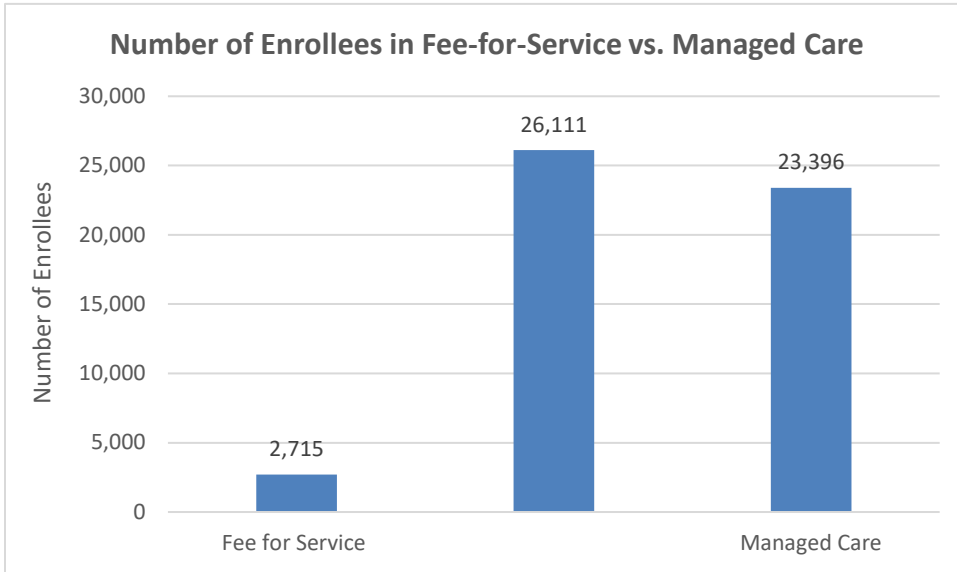
Existing and New Enrollees		Type of Coverage	
Existing*	21,377	Full Coverage	26,111
New	4,780	Limited Coverage	41
<i>*Existing refers to people already enrolled as of 5/9/2016.</i>		Spendedown	5



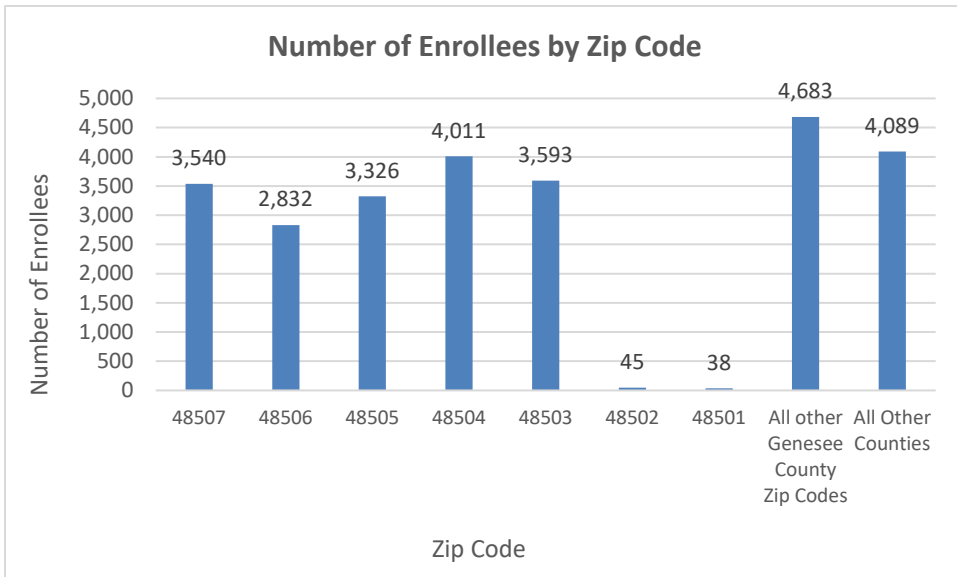
Flint Waiver Progress Report

Tuesday, October 26, 2020

Health Plan Enrollment



	Number of Enrollees	Percent of Total Enrollment
Aetna Better Health of Michigan	23	0.1%
BLUE CROSS COMPLETE	3,192	13.6%
HAP EMPOWERED	489	2.1%
MCLAREN HEALTH PLAN	5,369	22.9%
MERIDIAN HEALTH PLAN OF MICHIGAN	5,090	21.8%
MOLINA HEALTHCARE OF MICHIGAN	7,591	32.4%
PRIORITY HEALTH GOV PROGRAMS INC	58	0.2%
TOTAL HEALTH CARE	31	0.1%
UnitedHealthcare Community Plan	1,531	6.5%
UPPER PENINSULA HEALTH PLAN INC	22	0.1%



Application and Applicant Data (since 5/9/16)

Total Applications	29,527
Applicant Data	
Applicants approved	13,929
Applicants approved for other Medicaid health care programs	14,136
Applicants pending	8
Applicants denied	79,643
Total Applicants	107,716

Application data is a running total and will not match enrollment data referenced on page 1 due to data system variances and normal monthly enrollment changes.