

## Flint Waiver Progress Report

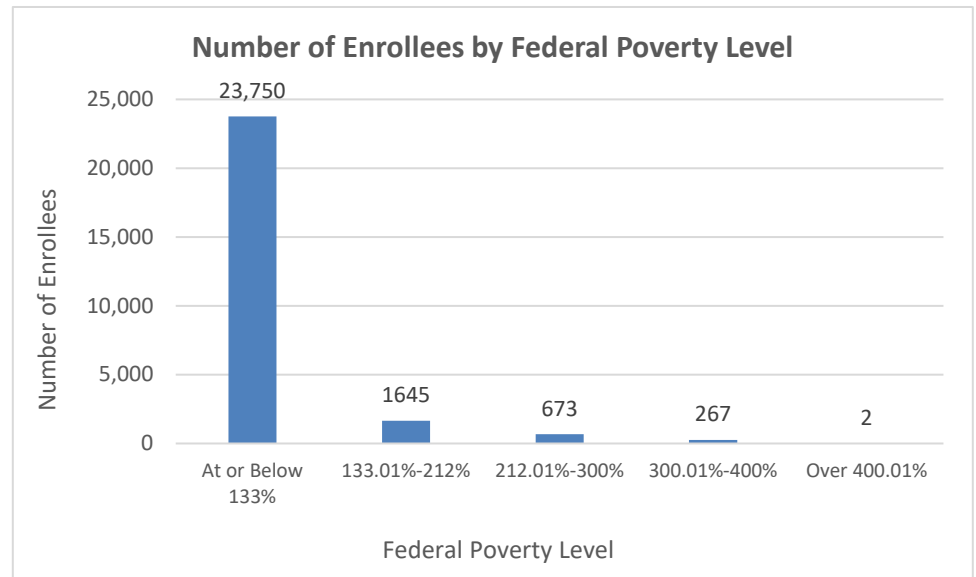
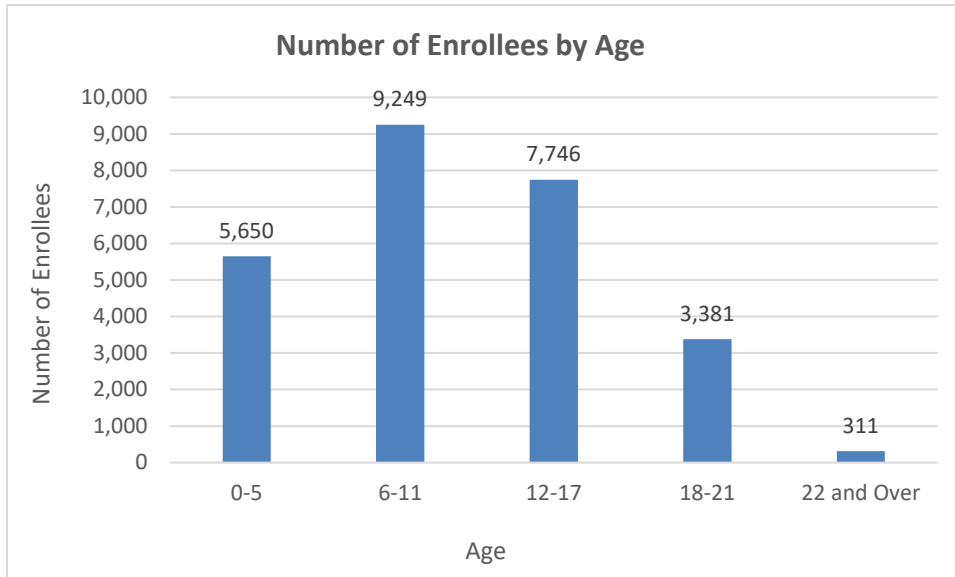
Tuesday, January 26, 2021

**TOTAL ENROLLEES: 26,337**

### Enrollment Breakdown

Gender		Pregnant Women and Under 21	
Male	13,249	Pregnant Women	412
Female	13,088	Under 21	25,925

Existing and New Enrollees		Type of Coverage	
Existing*	21,381	Full Coverage	26,296
New	4,956	Limited Coverage	37
<i>*Existing refers to people already enrolled as of 5/9/2016.</i>		Spenddown	4

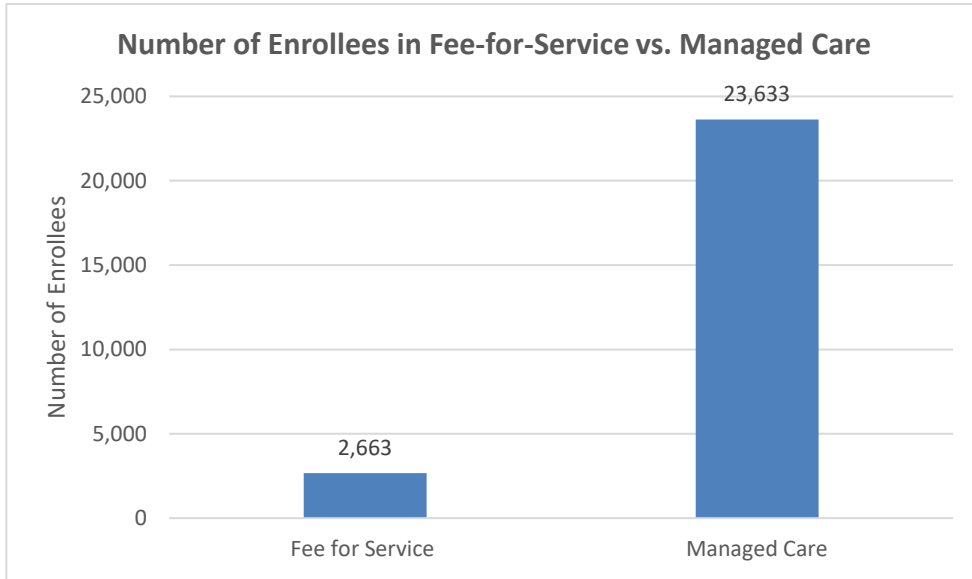


## Flint Waiver Progress Report

Tuesday, January 26, 2021

### Health Plan Enrollment

Health Plan	Enrollment	Percentage
Aetna Better Health of Michigan	26	0.1%
BLUE CROSS COMPLETE	3,249	13.7%
HAP EMPOWERED	503	2.1%
MCLAREN HEALTH PLAN	5,378	22.8%
MERIDIAN HEALTH PLAN OF MICHIGAN	5,145	21.8%
MOLINA HEALTHCARE OF MICHIGAN	7,581	32.1%
PRIORITY HEALTH GOV PROGRAMS INC	60	0.3%
TOTAL HEALTH CARE	25	0.1%
UnitedHealthcare Community Plan	1,642	6.9%
UPPER PENINSULA HEALTH PLAN INC	24	0.1%



### Application and Applicant Data (since 5/9/16)

<b>Total Applications</b>	<b>29,936</b>
<b>Applicant Data</b>	
Applicants approved	14,274
Applicants approved for other Medicaid health care programs	14,228
Applicants pending	8
Applicants denied	85,020
<b>Total Applicants</b>	<b>113,530</b>

*Application data is a running total and will not match enrollment data referenced on page 1 due to data system variances and normal monthly enrollment changes.*

