

## Flint Waiver Progress Report

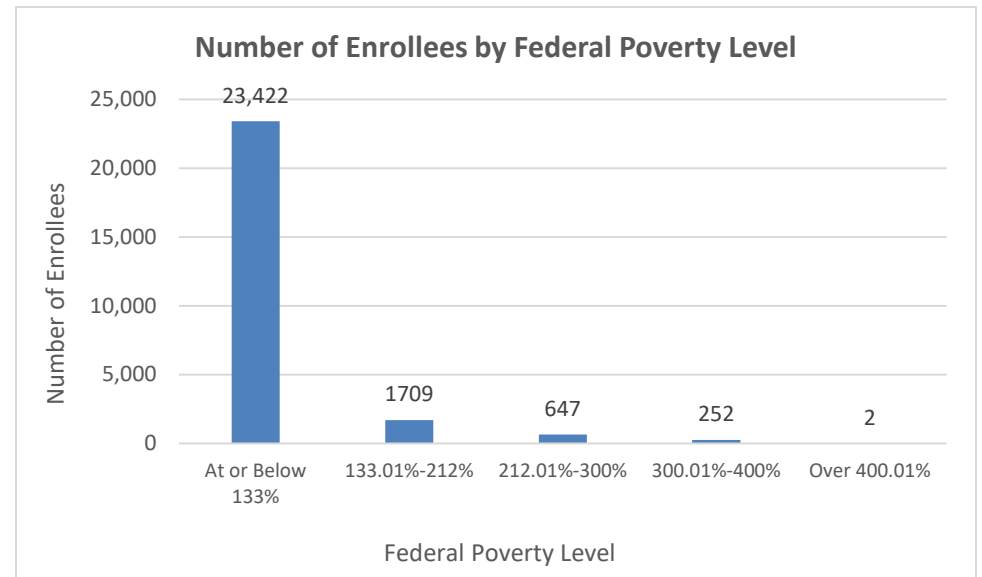
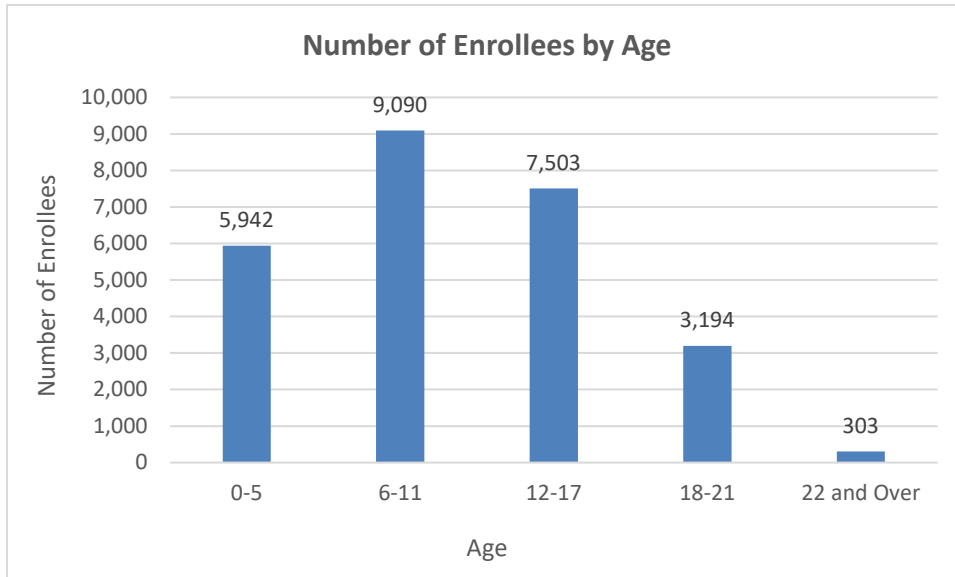
Tuesday, September 29, 2020

**TOTAL ENROLLEES: 26,032**

### Enrollment Breakdown

Gender		Pregnant Women and Under 21	
Male	13,068	Pregnant Women	411
Female	12,964	Under 21	26,032

Existing and New Enrollees		Type of Coverage	
Existing*	21,324	Full Coverage	25,989
New	4,708	Limited Coverage	36
<i>*Existing refers to people already enrolled as of 5/9/2016.</i>		Spendedown	7

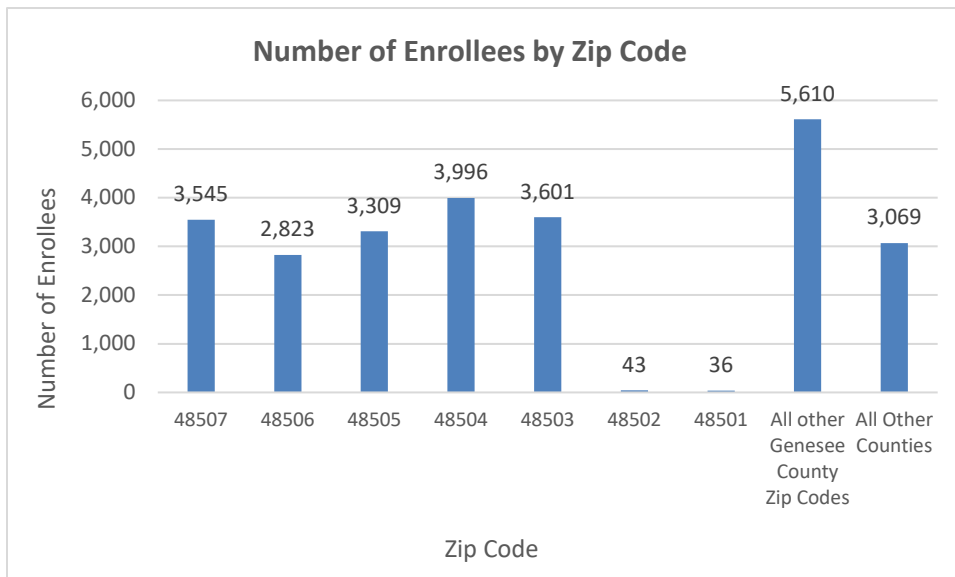
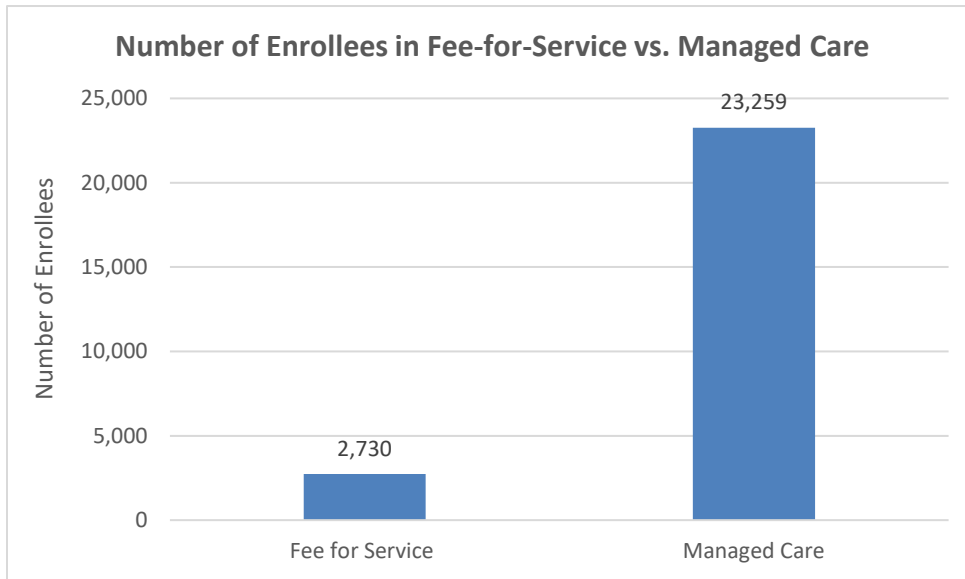


## Flint Waiver Progress Report

Tuesday, September 29, 2020

### Health Plan Enrollment

	Number of Enrollees	Percent of Total Enrollment
Aetna Better Health of Michigan	22	0.1%
Blue Cross Complete of Michigan	3,151	13.5%
McLaren Health Plan	5,339	23.0%
Meridian Health Plan of Michigan	5,058	21.7%
Midwest Health Plan Inc	484	2.1%
Molina Healthcare of Michigan	7,579	32.6%
Priority Health Choice	53	0.2%
Total Health Care	30	0.1%
United Healthcare Community Plan	1,522	6.5%
Upper Peninsula Health Plan	21	0.1%



### Application and Applicant Data (since 5/9/16)

<b>Total Applications</b>	<b>29,369</b>
<b>Applicant Data</b>	
Applicants approved	13,792
Applicants approved for other Medicaid health care programs	14,101
Applicants pending	1
Applicants denied	77,907
<b>Total Applicants</b>	<b>105,801</b>

*Application data is a running total and will not match enrollment data referenced on page 1 due to data system variances and normal monthly enrollment changes.*