

## Flint Waiver Progress Report

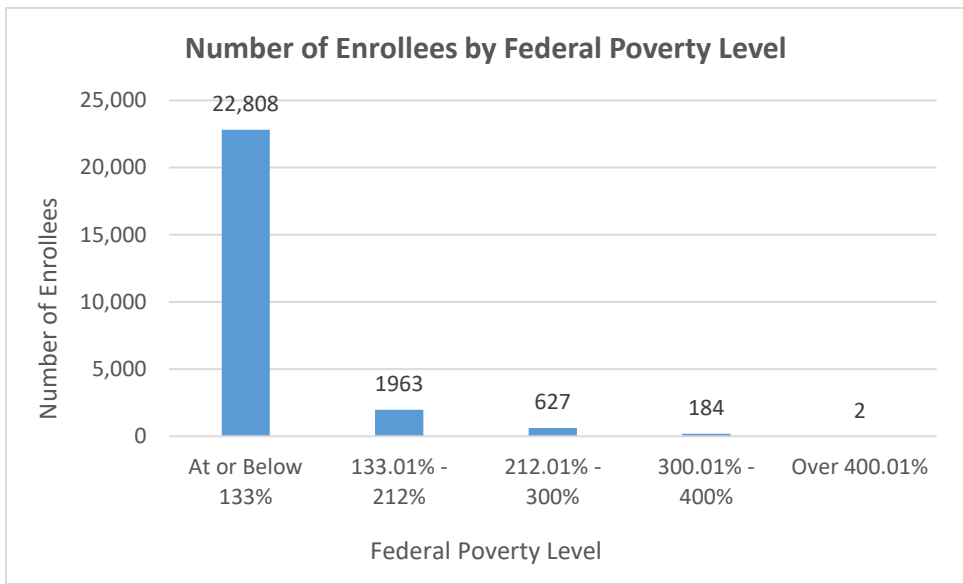
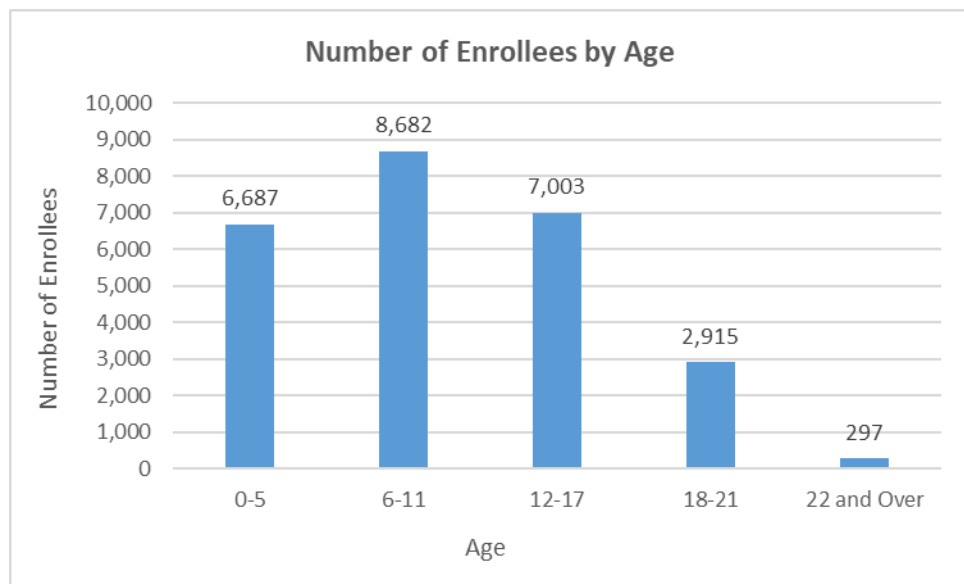
Tuesday, November 26, 2019

**TOTAL ENROLLEES: 25,584**

### Enrollment Breakdown

Gender		Pregnant Women and Under 21	
Male	12,805	Pregnant Women	452
Female	12,779	Under 21	25,132

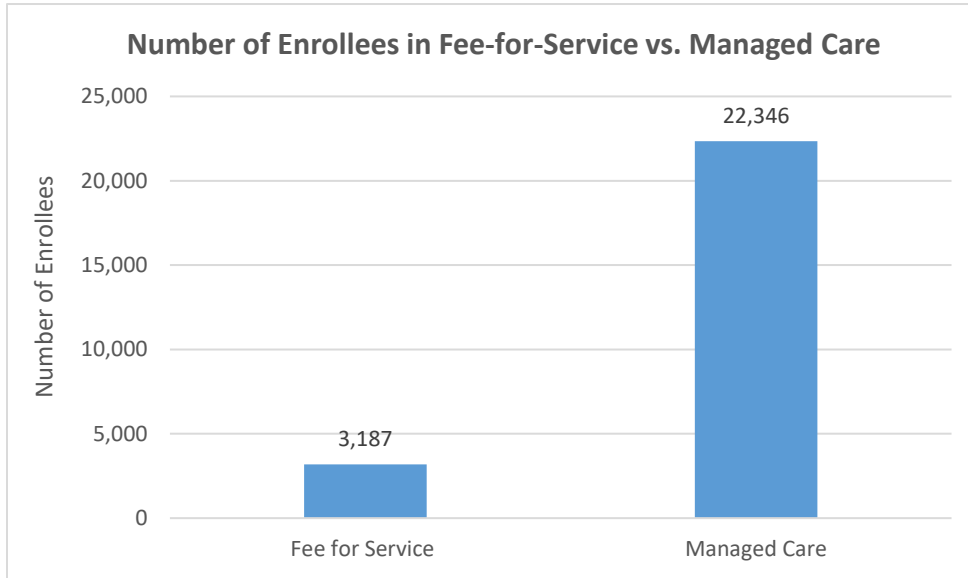
Existing and New Enrollees		Type of Coverage	
Existing*	21,247	Full Coverage	25,533
New	4,337	Limited Coverage	30
<i>*Existing refers to people already enrolled as of 5/9/2016.</i>		Spenddown	21



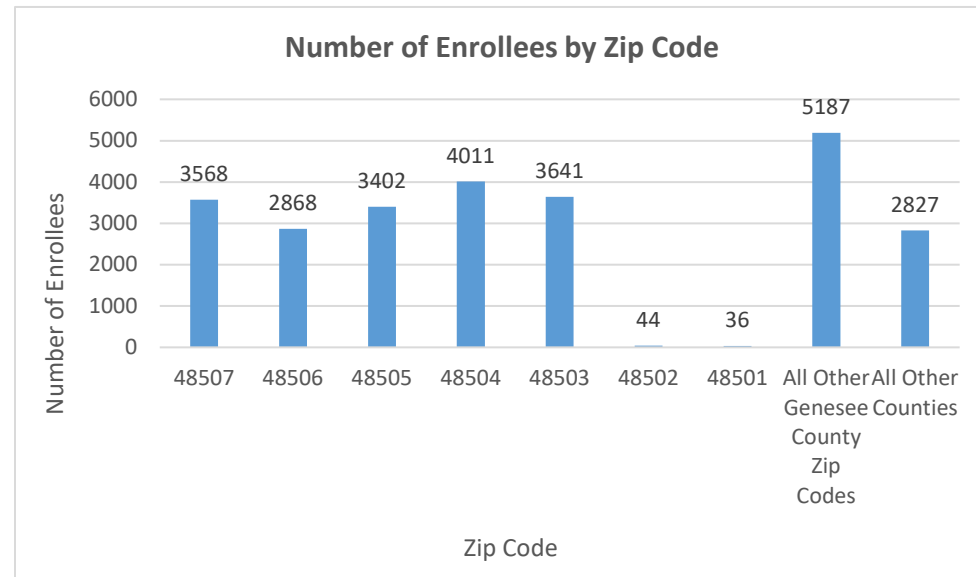
## Flint Waiver Progress Report

Tuesday, November 26, 2019

### Health Plan Enrollment



	Number of Enrollees	Percent of Total Enrollment
Aetna Better Health of Michigan	17	0.1%
Blue Cross Complete of Michigan	2,554	11.4%
Harbor Health Plan	2	0.0%
McLaren Health Plan	5,258	23.5%
Meridian Health Plan of Michigan	5,067	22.7%
Midwest Health Plan Inc	334	1.5%
Molina Healthcare of Michigan	7,787	34.8%
Priority Health Choice	47	0.2%
Total Health Care	29	0.1%
United Healthcare Community Plan	1,237	5.5%
Upper Peninsula Health Plan	14	0.1%



### Application and Applicant Data (since 5/9/16)

<b>Total Applications</b>	<b>27,552</b>
<b>Applicant Data</b>	
Applicants approved	12,153
Applicants approved for other Medicaid health care programs	13,828
Applicants pending	13
Applicants denied	59,342
<b>Total Applicants</b>	<b>85,336</b>

*Application data is a running total and will not match enrollment data referenced on page 1 due to data system variances and normal monthly enrollment changes.*