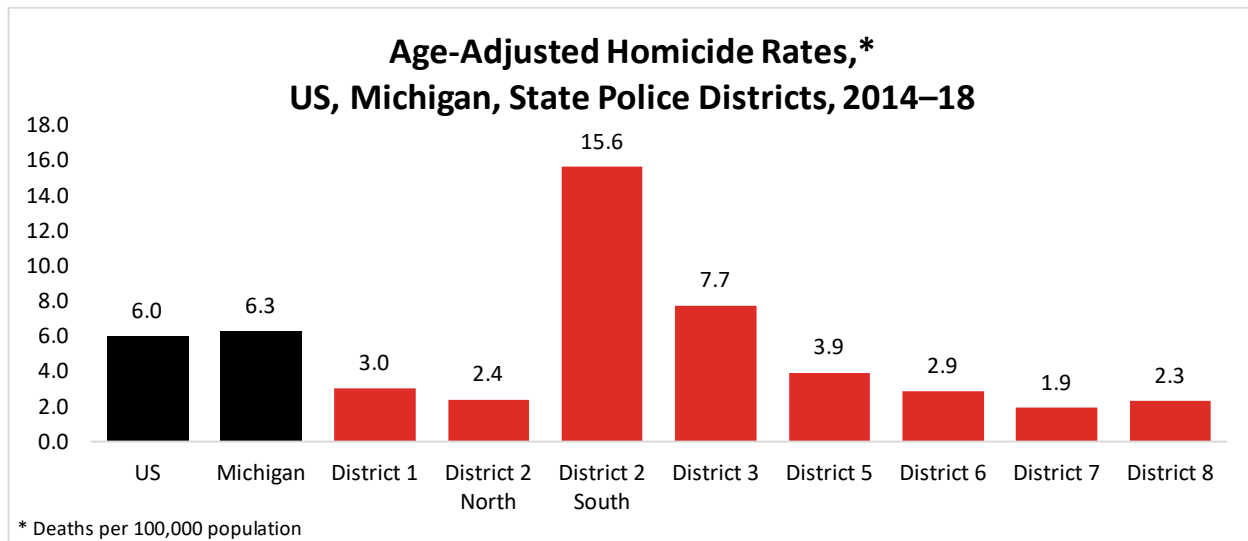


Homicide Deaths in State Police District 2 North, 2014–18

Macomb, Oakland, and St. Clair Counties

The Michigan Violent Death Reporting System (MiVDRS)ⁱ collects and links data from multiple data sources to help stakeholders develop prevention strategies to reduce deaths due to interpersonal violence. From 2014–2018, there were almost 3,000 homicide victims in Michigan. **Two hundred sixty-six of those victims were injured in State Police District 2 North’s jurisdiction.** Homicide rates vary by race, ranging from 7.6 per 100,000 for Blacks, to 1.6 per 100,000 for Whites. Numbers were too small to calculate accurate rates for other races. Young adults 20–29 years of age were most likely to die by homicide, at a rate of 4.7 per 100,000.

From 2014–18, State Police District 2 North had the sixth highest homicide rate among the eight State Police Districts.

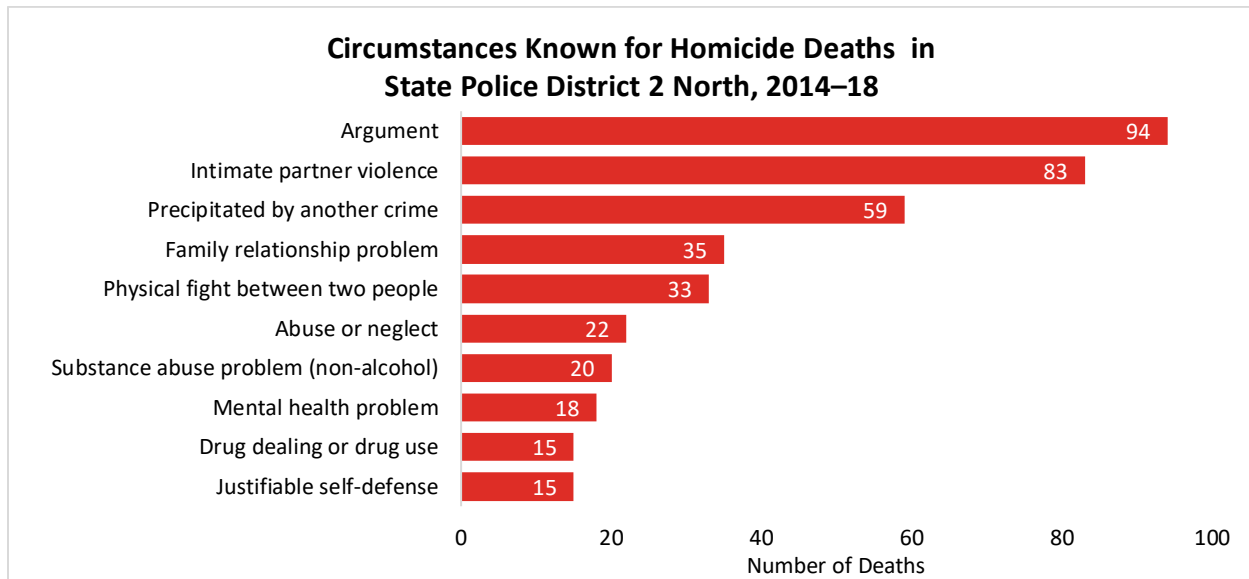


Firearms were used in 53.0 percent of homicides. Statewide, firearms were used in 74.9 percent of homicides.

Weapon Used in State Police District 2 North Homicides, 2014–18

Weapon	Male		Female	
	Number	Percent	Number	Percent
Firearm	100	59.5%	41	41.8%
Sharp instrument	23	13.7%	15	15.3%
Blunt instrument	12	7.1%	14	14.3%
Hanging, strangulation, suffocation	9	5.4%	14	14.3%
Personal weapons	12	7.1%	7	7.1%
Other/unknown	12	7.1%	7	7.1%
Total	168	100.0%	98	100.0%

At least one circumstance was known for 89.1 percent of homicide deaths that took place in District 2 North. Where a circumstance was known, an argument was involved in 39.7 percent of homicides and intimate partner violence was involved in 35.0 percent.



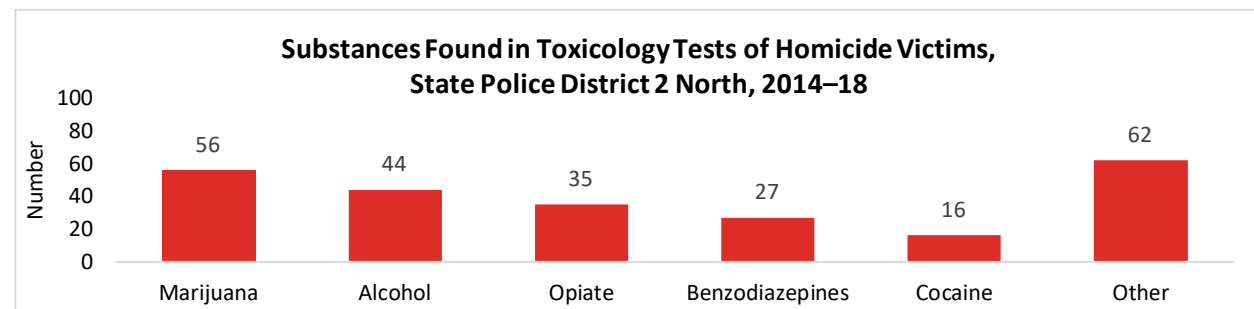
There may be more than one known circumstance for each death, or no known circumstance.

80.6 percent of homicide deaths were the result of a single homicide incident, compared to 89.9 percent statewide.

State Police District 2 North Homicide Type, 2014-18

Incident Type	Number	Percent
Single homicide	203	80.6%
Multiple homicide	12	4.8%
Homicide(s) followed by suicide	23	9.1%
Legal intervention	14	5.6%
Total	252	100.0%

As in the rest of the state, marijuana and alcohol were the most common substances found in homicide victims.



It is unknown how many homicide victims were tested for each substance. Victims may test positive for more than one substance.

i. MiVDRS Website: [MDHHS - MiVDRS \(michigan.gov\)](https://www.michigan.gov/mdhhs). For more data details contact SmithP40@michigan.gov.

This publication is supported by cooperative agreement 5 NU17CE002607-04-00 from the Centers for Disease Control and Prevention to the Michigan Department of Health and Human Services. Content is solely the author's responsibility and does not necessarily represent the official views of the CDC. The Michigan Department of Health and Human Services will not exclude from participation in, deny benefits of, or discriminate against any individual or group because of race, sex, religion, age, national origin, color, height, weight, marital status, gender identification or expression, sexual orientation, partisan considerations, or a disability or genetic information that is unrelated to the person's eligibility.