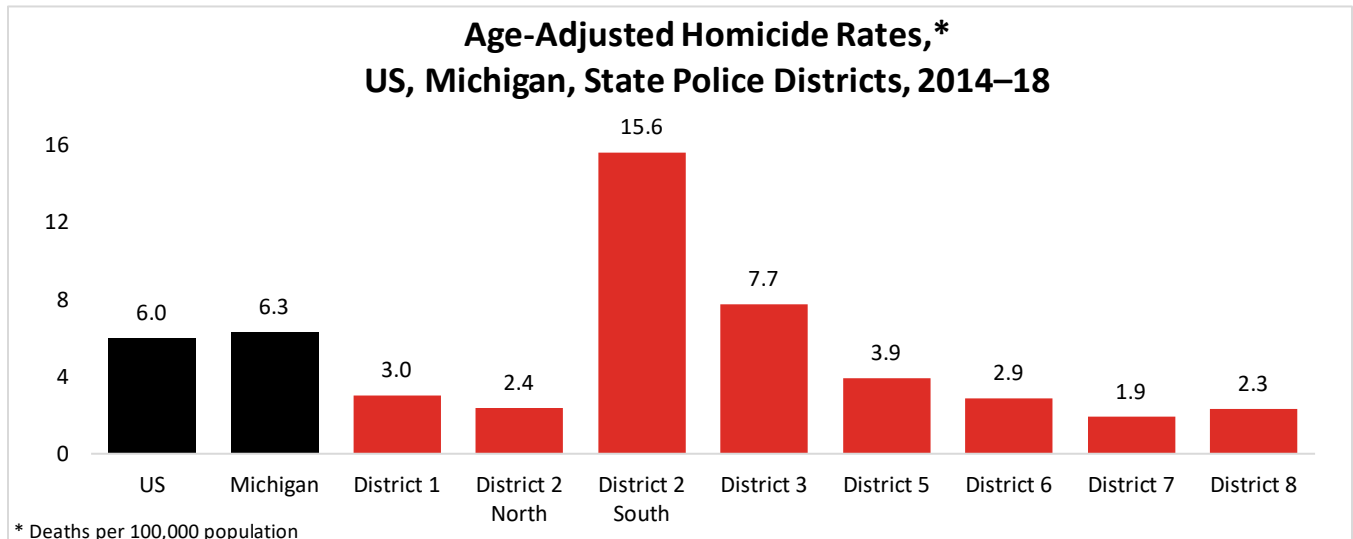


Homicide Deaths in State Police District 5, 2014–18

Allegan, Barry, Berrien, Branch, Calhoun, Cass, Kalamazoo, St. Joseph, and Van Buren Counties

The Michigan Violent Death Reporting System (MiVDRS)ⁱ collects and links data from multiple data sources to help stakeholders develop prevention strategies to reduce deaths due to interpersonal violence. From 2014–2018, there were almost 3,000 homicide victims in Michigan. **One hundred seventy-four of those victims were injured in State Police District 5’s jurisdiction.** Homicide rates vary by race, ranging from 14.3 per 100,000 for Blacks, to 2.5 per 100,000 for Whites. Numbers were too small to calculate accurate rates for other races. Young adults 20–29 years of age were most likely to die by homicide, at a rate of 6.5 per 100,000.

From 2014–18, State Police District 5 had the third highest homicide rate among the eight State Police Districts.

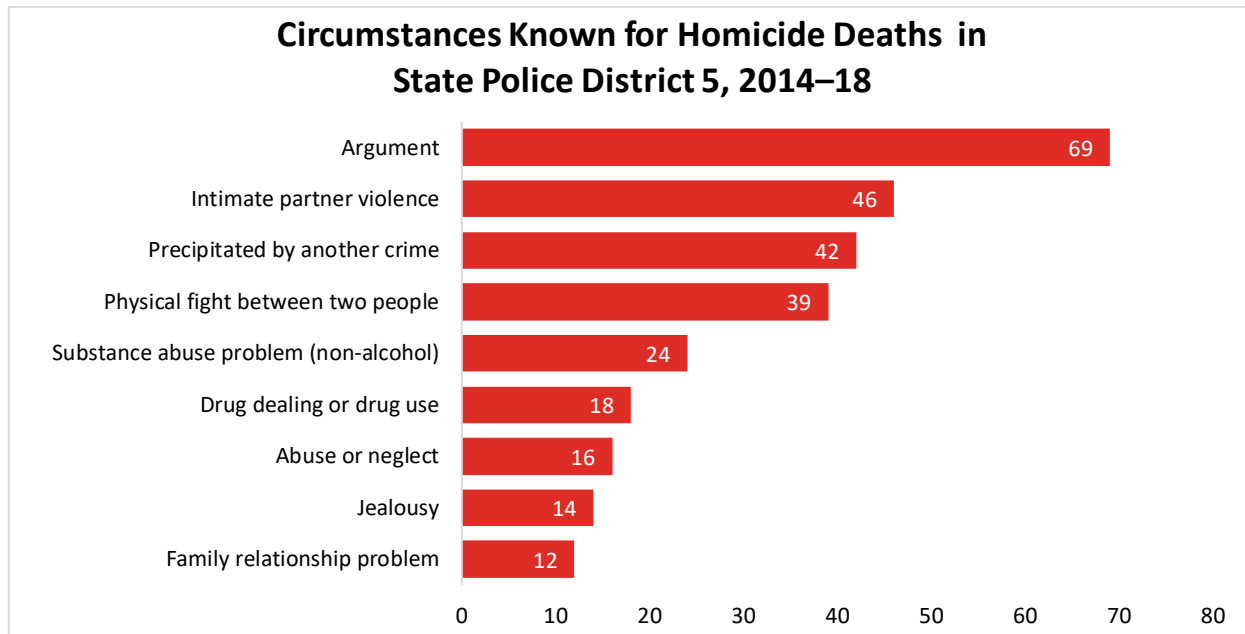


Firearms were used in 63.2 percent of homicides. Statewide, firearms were used in 74.9 percent of homicides.

Weapon Used in State Police District 5 Homicides, 2014–18

Weapon	Male		Female	
	Number	Percent	Number	Percent
Firearm	84	70.0%	26	48.1%
Personal weapons	14	11.7%	8	14.8%
Sharp instrument	9	7.5%	9	16.7%
Blunt instrument	5	4.2%	3	5.6%
Hanging, strangulation, suffocation	2	1.7%	6	11.1%
Other/unknown	6	5.0%	2	3.7%
Total	120	100.0%	54	100.0%

At least one circumstance was known for 93.7 percent of homicide deaths that took place in District 5. Where a circumstance was known, an argument was involved in 42.3 percent of homicides and intimate partner violence was involved in 28.2 percent.



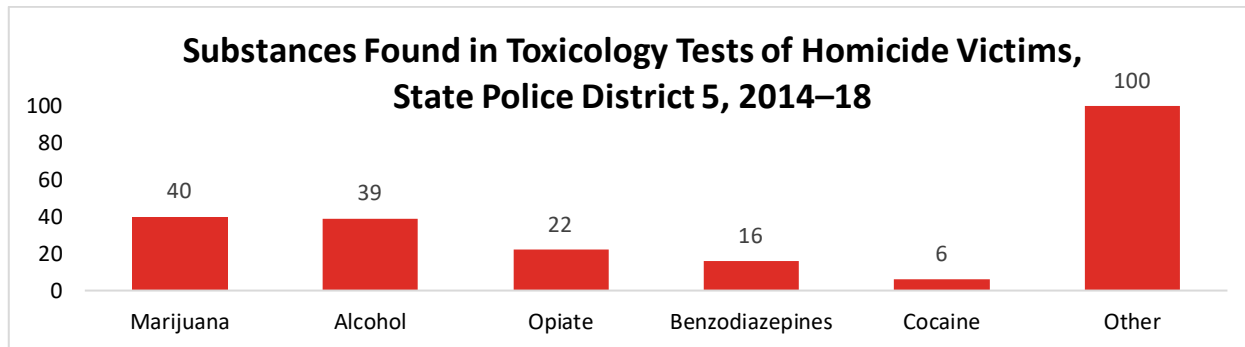
There may be more than one known circumstance for each death, or no known circumstance.

84.4 percent of homicide deaths were the result of a single homicide incident, compared to 89.9 percent state-wide.

State Police District 5 Homicide Type, 2014–18

Incident type	Number	Percent
Single homicide	135	84.4%
Multiple homicide	7	4.4%
Homicide(s) followed by suicide	9	5.6%
Legal intervention	9	5.6%
Total	160	100.0%

As in the rest of the state, marijuana and alcohol were the most common substances found in homicide victims.



It is unknown how many homicide victims were tested for each substance. Victims may test positive for more than one substance.

i. MiVDRS Website: [MDHHS - MiVDRS \(michigan.gov\)](http://MDHHS-MiVDRS.michigan.gov).
For more data details contact SmithP40@michigan.gov.