

## Flint Waiver Progress Report

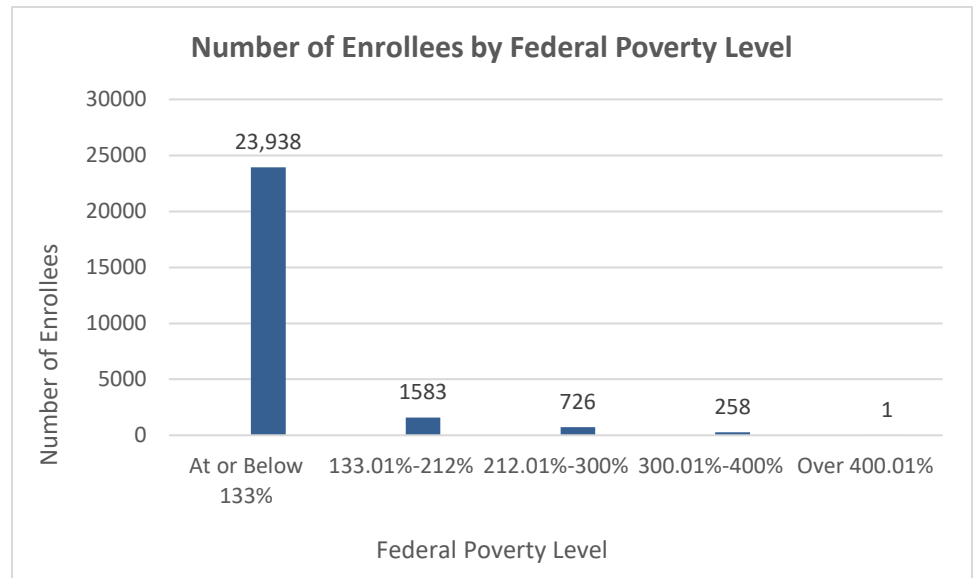
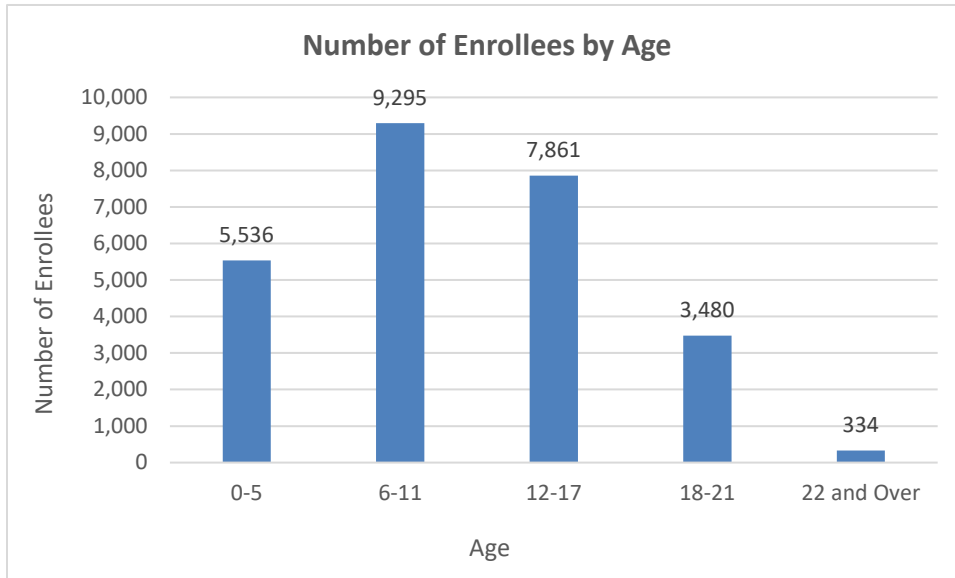
Tuesday, March 31, 2021

**TOTAL ENROLLEES: 26,506**

### Enrollment Breakdown

Gender		Pregnant Women and Under 21	
Male	13,356	Pregnant Women	427
Female	13,150	Under 21	26,079

Existing and New Enrollees		Type of Coverage	
Existing*	21,412	Full Coverage	26,460
New	5,094	Limited Coverage	39
<i>*Existing refers to people already enrolled as of 5/9/2016.</i>		Spenddown	7

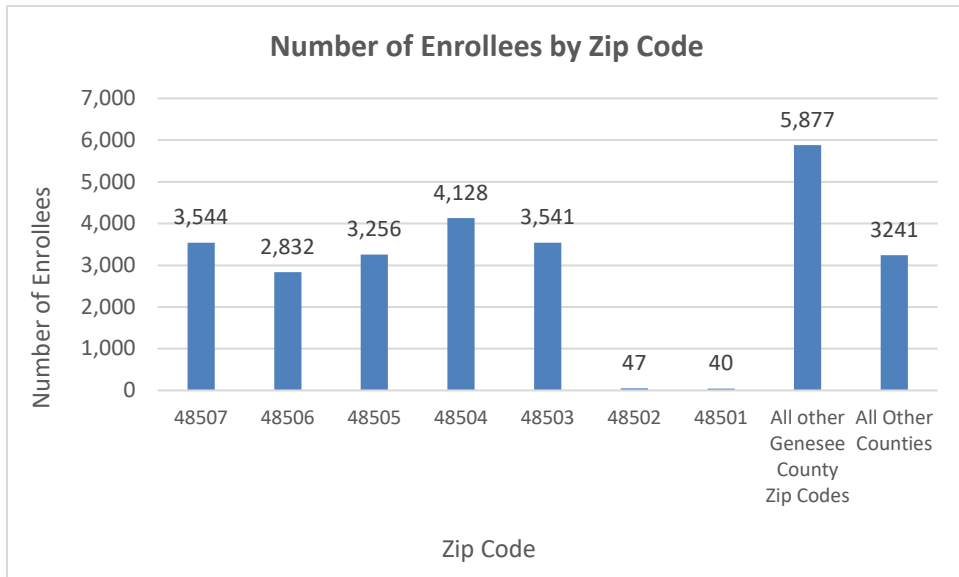
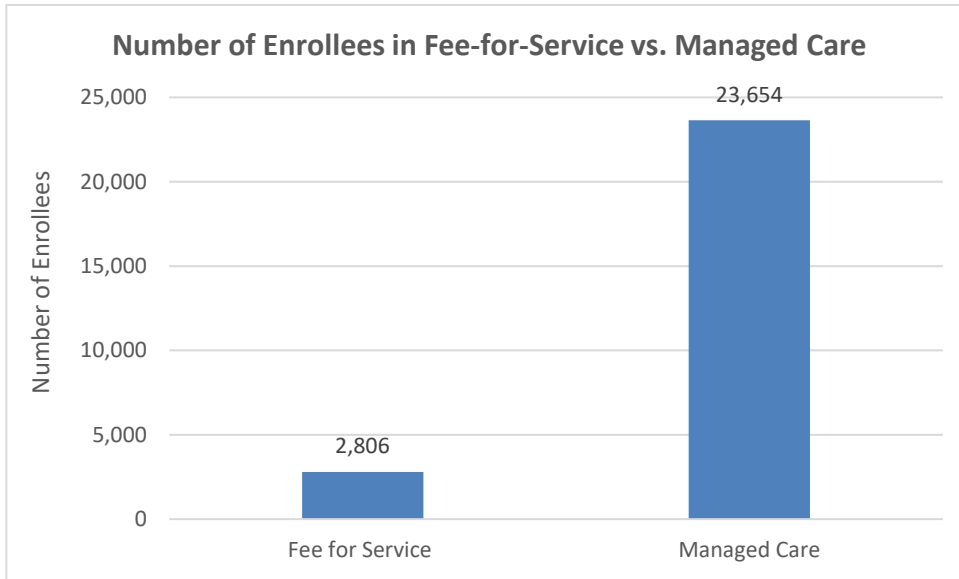


## Flint Waiver Progress Report

Tuesday, March 31, 2021

### Health Plan Enrollment

Health Plan	Number of Enrollees	Percentage
Aetna Better Health of Michigan	25	0.1%
BLUE CROSS COMPLETE	3,310	14.0%
HAP EMPOWERED	531	2.2%
MCLAREN HEALTH PLAN	5,422	22.9%
MERIDIAN HEALTH PLAN OF MICHIGAN	5,094	21.5%
MOLINA HEALTHCARE OF MICHIGAN	7,559	32.0%
PRIORITY HEALTH GOV PROGRAMS INC	61	0.3%
TOTAL HEALTH CARE	25	0.1%
UnitedHealthcare Community Plan	1,603	6.8%
UPPER PENINSULA HEALTH PLAN INC	24	0.1%



### Application and Applicant Data (since 5/9/16)

<b>Total Applications</b>	<b>30,275</b>
<b>Applicant Data</b>	
Applicants approved	14,551
Applicants approved for other Medicaid health care programs	14,294
Applicants pending	5
Applicants denied	88,316
<b>Total Applicants</b>	<b>117,166</b>

*Application data is a running total and will not match enrollment data referenced on page 1 due to data system variances and normal monthly enrollment changes.*