

Flint Waiver Progress Report

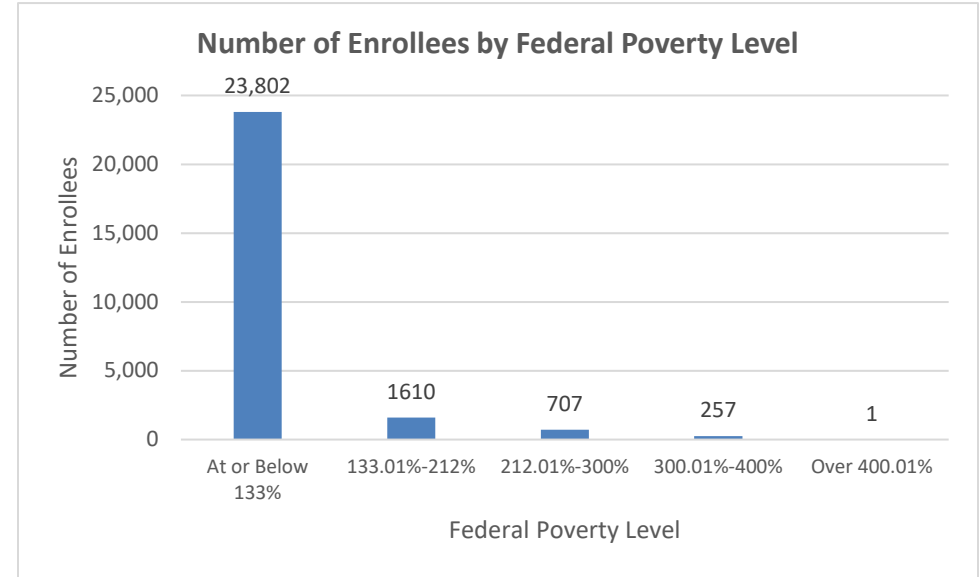
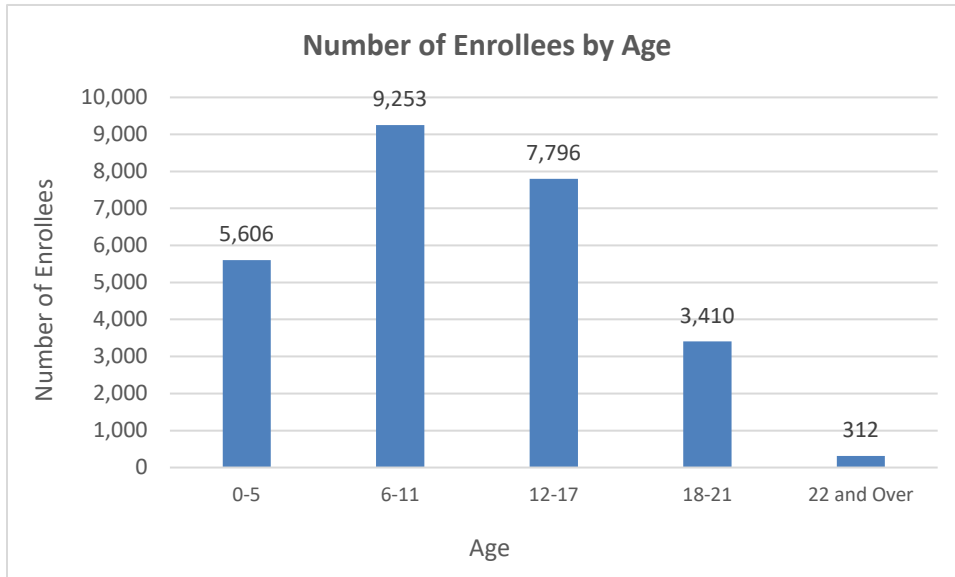
Tuesday, February 22, 2021

TOTAL ENROLLEES: 26,377

Enrollment Breakdown

Gender		Pregnant Women and Under 21	
Male	13,291	Pregnant Women	411
Female	13,086	Under 21	25,966

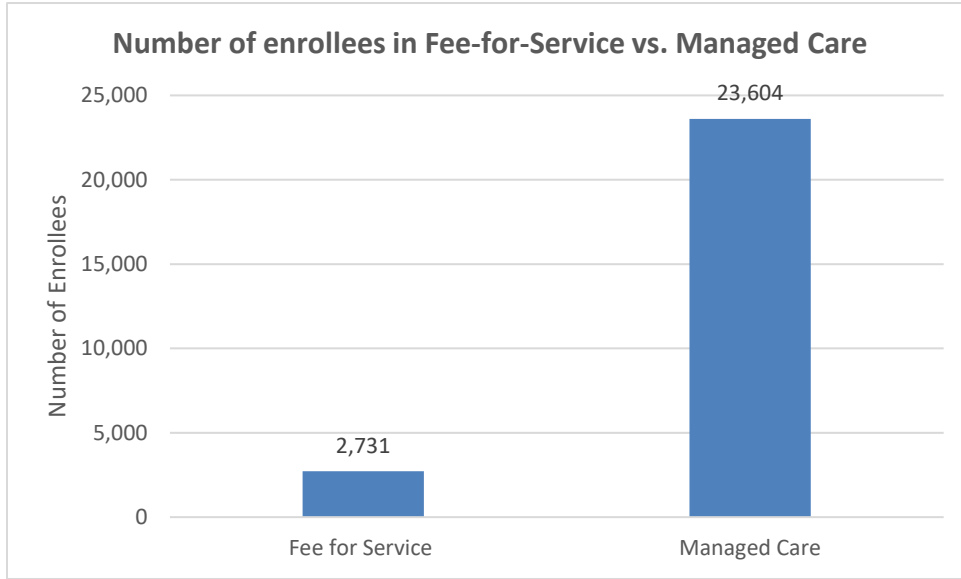
Existing and New Enrollees		Type of Coverage	
Existing*	21,361	Full Coverage	26,335
New	5,016	Limited Coverage	36
<i>*Existing refers to people already enrolled as of 5/9/2016.</i>		Spenddown	6



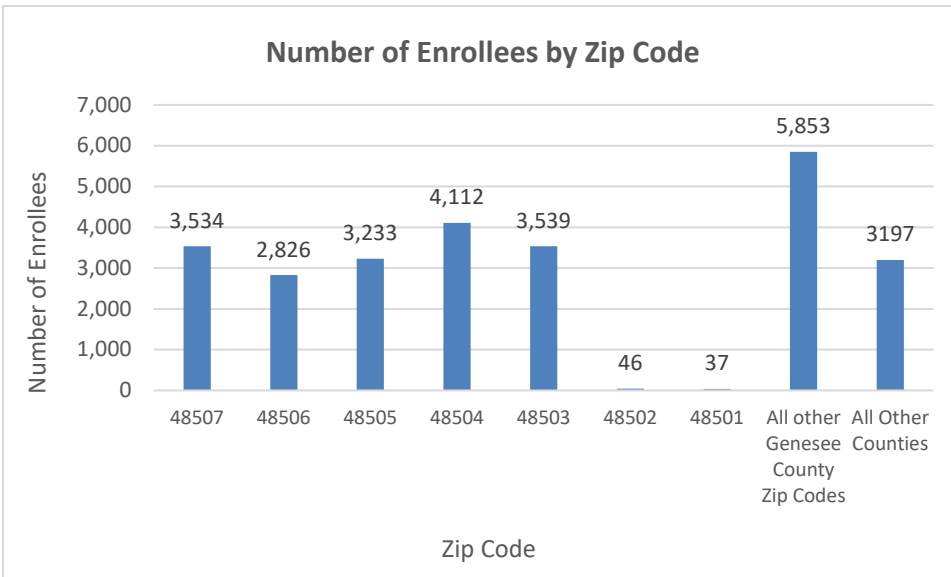
Flint Waiver Progress Report

Tuesday, February 22, 2021

Health Plan Enrollment



Health Plan	Number of Enrollees	Percentage
Aetna Better Health of Michigan	25	0.1%
BLUE CROSS COMPLETE	3,281	13.9%
HAP EMPOWERED	510	2.2%
MCLAREN HEALTH PLAN	5,376	22.8%
MERIDIAN HEALTH PLAN OF MICHIGAN	5,119	21.7%
MOLINA HEALTHCARE OF MICHIGAN	7,557	32.0%
PRIORITY HEALTH GOV PROGRAMS INC	62	0.3%
TOTAL HEALTH CARE	23	0.1%
UnitedHealthcare Community Plan	1,626	6.9%
UPPER PENINSULA HEALTH PLAN INC	25	0.1%



Application and Applicant Data (since 5/9/16)

Total Applications	30,088
Applicant Data	
Applicants approved	14,395
Applicants approved for other Medicaid health care programs	14,258
Applicants pending	11
Applicants denied	86,571
Total Applicants	115,235

Application data is a running total and will not match enrollment data referenced on page 1 due to data system variances and normal monthly enrollment changes.