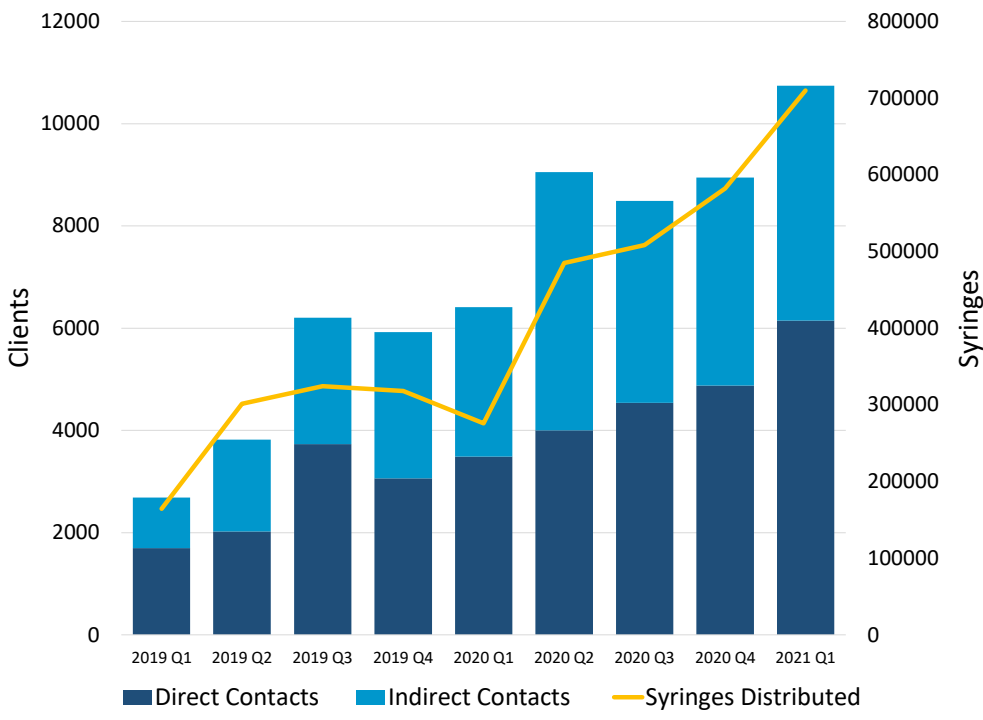


Michigan Syringe Service Program Report: January 1st - March 31st 2021

Syringe Service Program Utilization Platform (SUP)

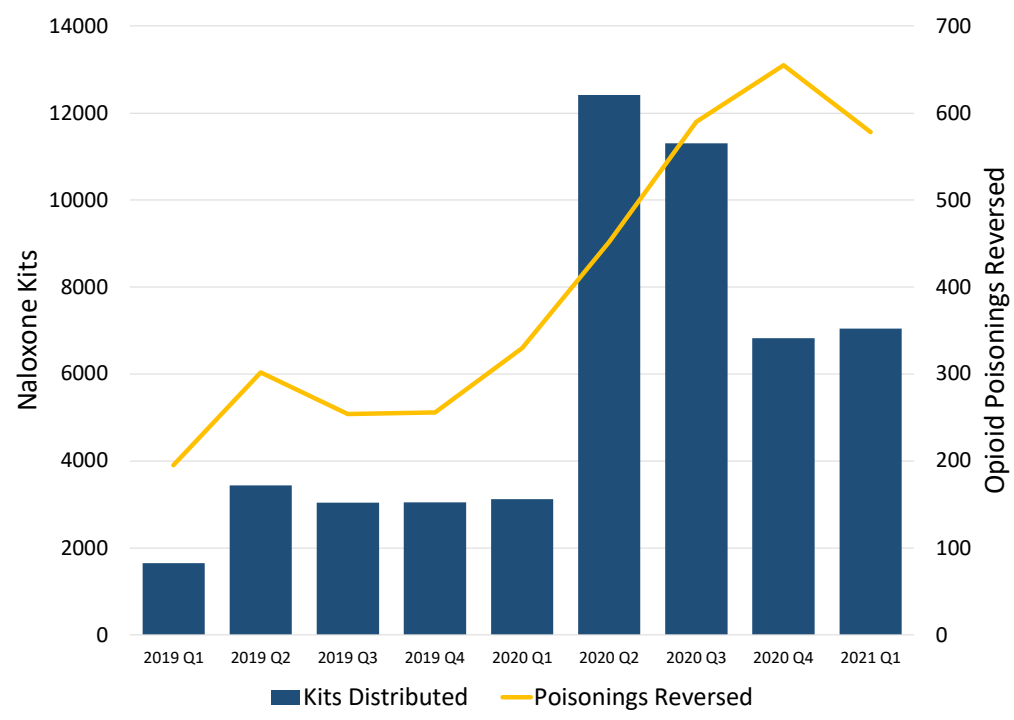
Data in this report is taken from the Michigan Syringe Service Program Utilization Platform (SUP). This system is a web-based, data collection tool housed in the Michigan Disease Surveillance System (MDSS) that collects client-level utilization and encounter data from syringe service program (SSP) partners in real time. Data in this report is provisional and subject to change.

Clients Served + Syringes Distributed



*Indirect contacts are individuals who receive supplies through a person who directly accesses an SSP.

Naloxone Kits Dispensed + Lives Saved



*Naloxone use represents the successful reversal of a potentially fatal opioid poisoning. Uses are self-reported by individuals directly accessing the SSP.

October 1, 2018 – March 31, 2021:


Total Participants
35,928

Total Indirect Contacts
29,461

Total Syringes Distributed:

3.8

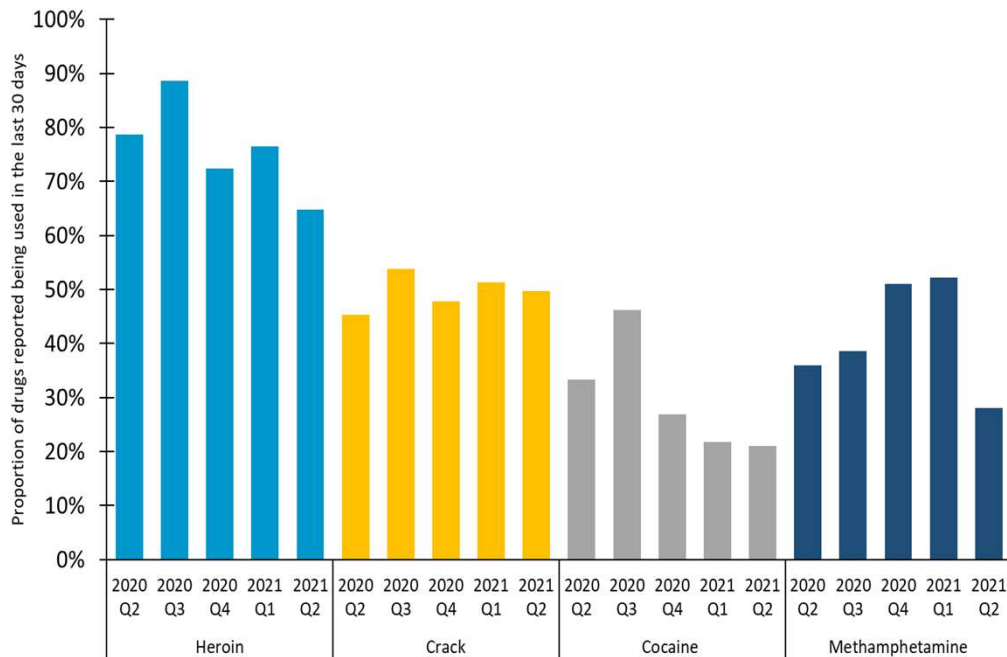
Million



The following limitations to SSP data collection and reporting should be considered when interpreting this report:

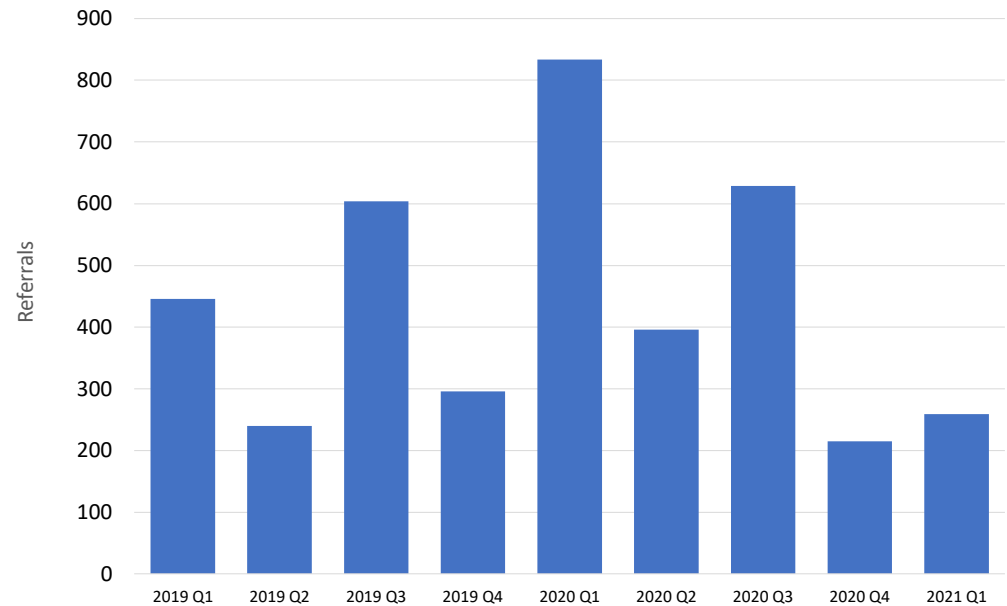
- Indirect contacts are reported by direct contacts and may not be unique.
- Naloxone use reports may not be unique. Naloxone uses are also likely to be under-reported.
- Data regarding substance type used, SUD treatment referrals, and communicable disease testing and linkage to care may not fully represent SSP efforts in Michigan.
- The data is not reported at the same rates by all SSPs, and the report may be skewed by programs with the capacity to track and report more robust data.

Substance Use in the Last 30 Days



* The graph shows the proportion of drug use reported in the last 30 days from client intake, but excludes intakes where data was missing.

SUD Treatment Referrals



* The graph shows the raw counts of the number of SSPs referrals to substance use disorder treatment by quarter.

Testing & Linkage to Care

Total number from October 1, 2018 – March 31, 2021

	Tests Conducted	Tested Positive	Linked to Care
HIV	1,583	8	391
Hepatitis C	862	197	77

Barriers to hepatitis C linkage to care:

- Cost of treatment
- Previous Medicaid restrictions requiring documentation of six months of abstinence from illicit drugs & alcohol
- Access to hepatitis C treatment providers / insufficient provider capacity to treat hepatitis C
- Treatment misconceptions
- Stigma

UPDATES

Michigan SSPs
As of March 31, 2021

- 23** Operating Organizations
- 52** Operating Sites
- 6** Upcoming New Organizations

-Related Links-

- Syringe Service Programs – Michigan.gov/SSP
- Viral Hepatitis – Michigan.gov/Hepatitis
- We Treat Hep C Initiative – Michigan.gov/WeTreatHepC
- HIV – Michigan.gov/HIVSTI
- Naloxone – Michigan.gov/Naloxone
- Opioids – Michigan.gov/Opioids