

# Flint Waiver Progress Report

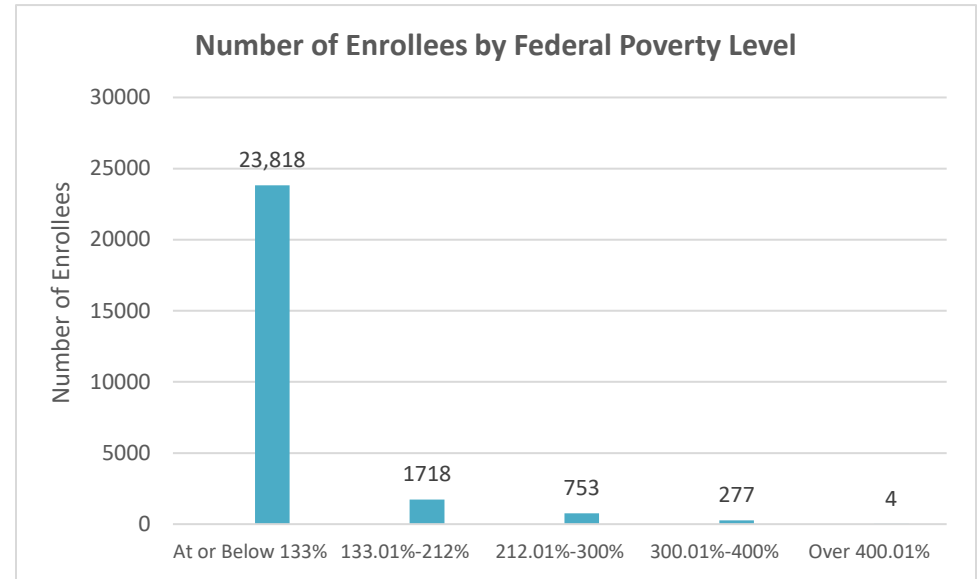
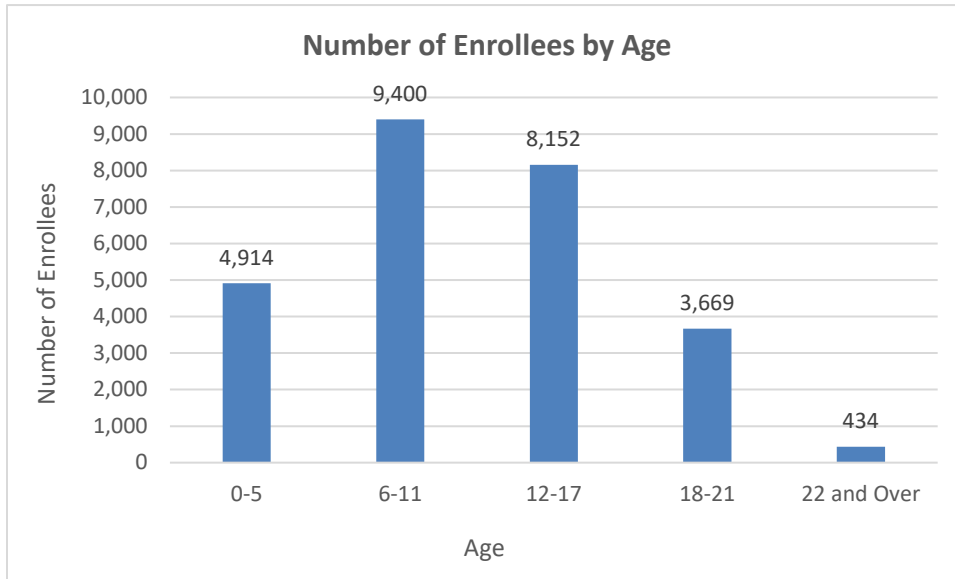
Tuesday, November 29, 2021

**TOTAL ENROLLEES: 26,577**

## Enrollment Breakdown

Gender		Pregnant Women and Under 21	
Male	13,396	Pregnant Women	365
Female	13,173	Under 21	26,569

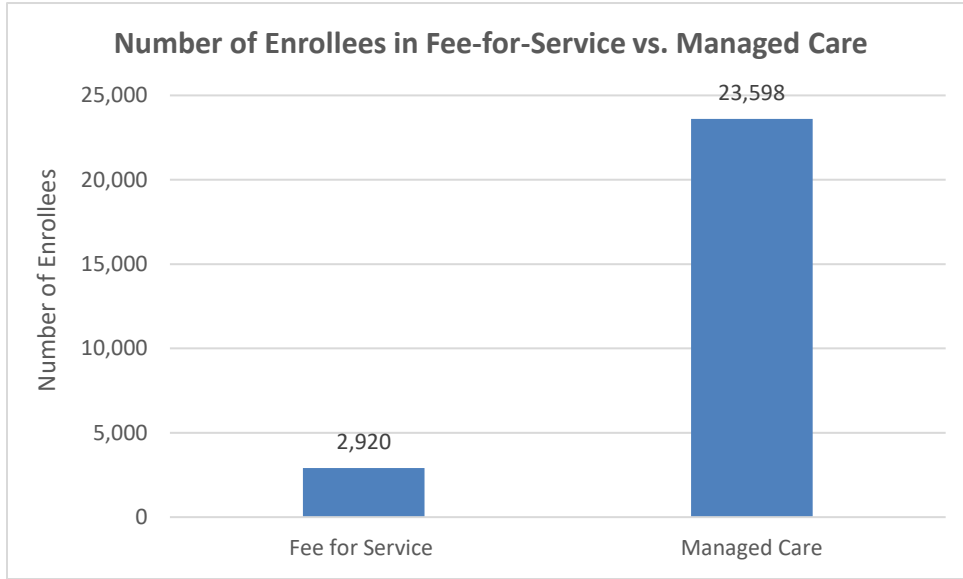
Existing and New Enrollees		Type of Coverage	
Existing*	21,196	Full Coverage	26,518
New	5,373	Limited Coverage	46
<i>*Existing refers to people already enrolled as of 5/9/2016.</i>		Spenddown	5



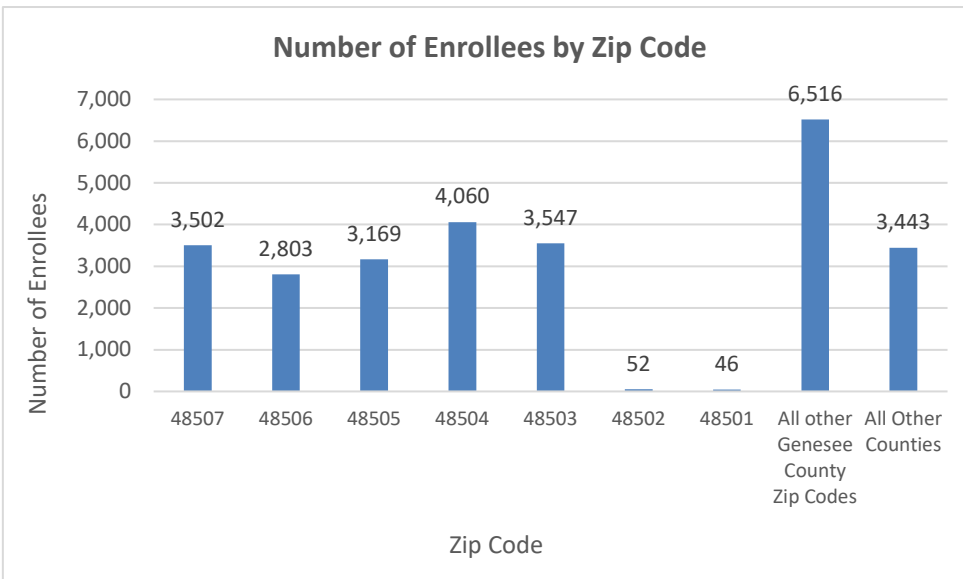
## Flint Waiver Progress Report

Tuesday, November 29, 2021

### Health Plan Enrollment



Health Plan	Number of Enrollees	Percent of Total Enrollment
Aetna Better Health of Michigan	29	0.1%
BLUE CROSS COMPLETE	3,402	14.4%
HAP EMPOWERED	525	2.2%
MCLAREN HEALTH PLAN	5,386	22.8%
MERIDIAN HEALTH PLAN OF MICHIGAN	4,953	21.0%
MOLINA HEALTHCARE OF MICHIGAN	7,553	32.0%
PRIORITY HEALTH GOV PROGRAMS INC	76	0.3%
UnitedHealthcare Community Plan	1,648	7.0%
UPPER PENINSULA HEALTH PLAN INC	26	0.1%



### Application and Applicant Data (since 5/9/16)

<b>Total Applications</b>	<b>31,332</b>
<b>Applicant Data</b>	
Applicants approved	15,353
Applicants approved for other Medicaid health care programs	14,564
Applicants pending	8
Applicants denied	100,031
<b>Total Applicants</b>	<b>129,956</b>

*Application data is a running total and will not match enrollment data referenced on page 1 due to data system variances and normal monthly enrollment changes.*