

## Flint Waiver Progress Report

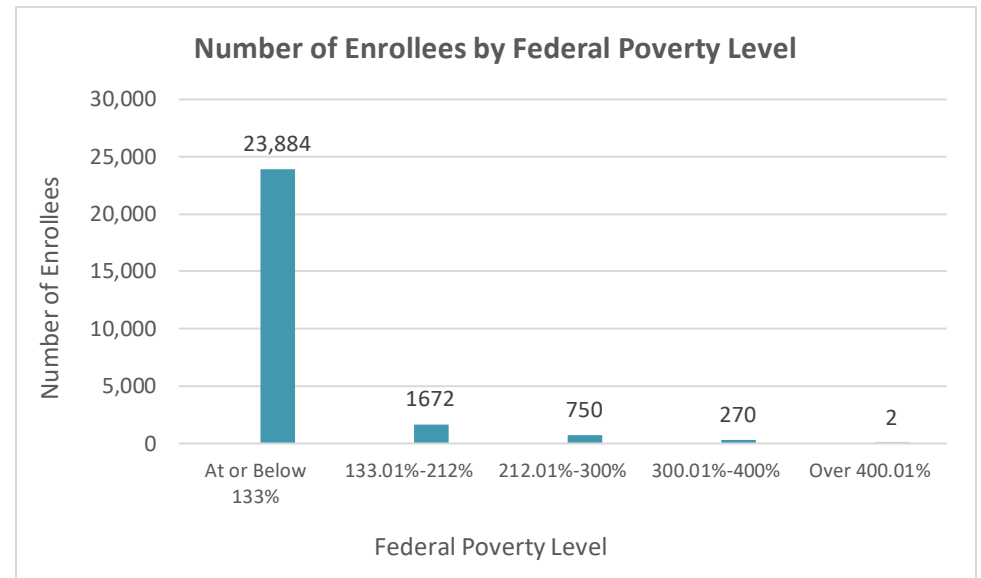
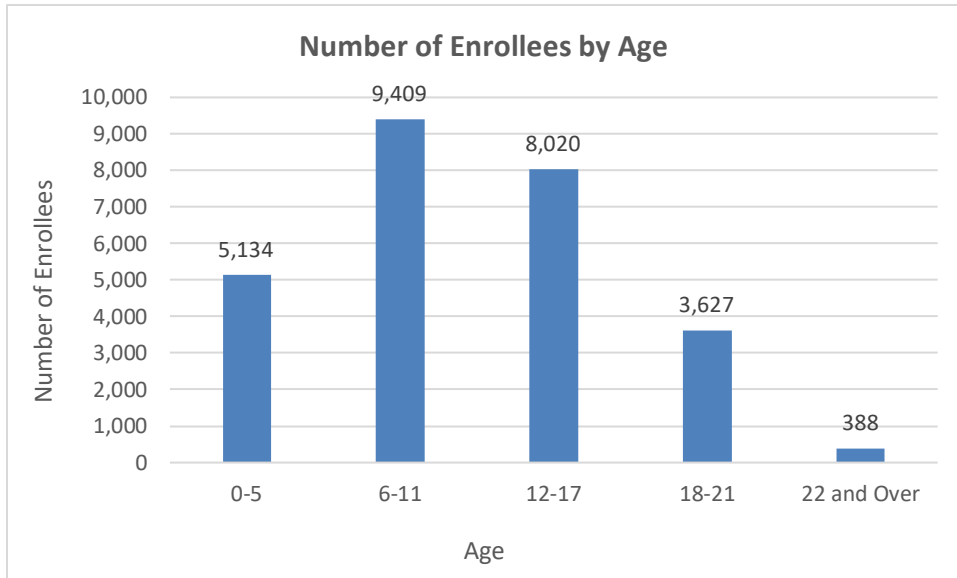
Tuesday, August 31, 2021

**TOTAL ENROLLEES: 26,578**

### Enrollment Breakdown

Gender		Pregnant Women and Under 21	
Male	13,389	Pregnant Women	395
Female	13,189	Under 21	26,183

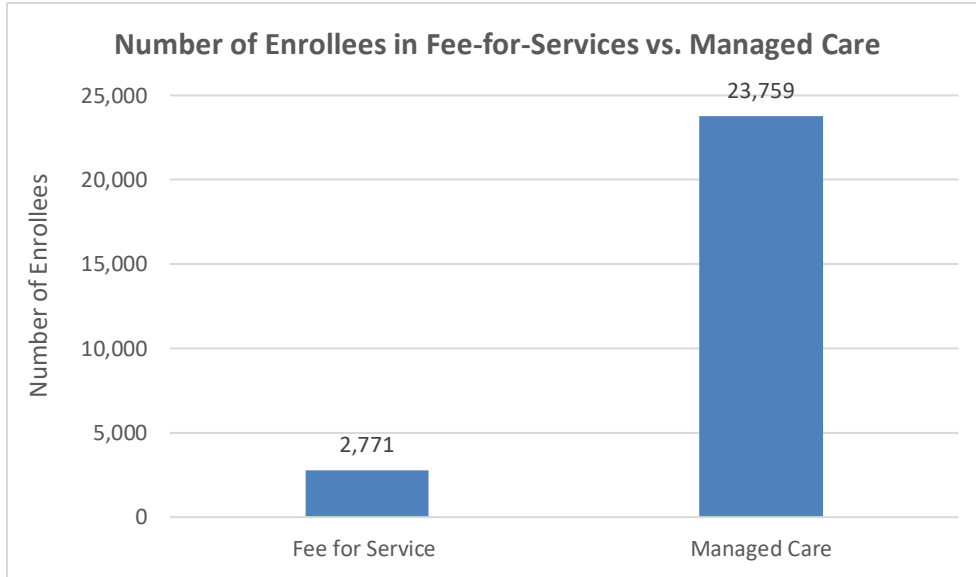
Existing and New Enrollees		Type of Coverage	
Existing*	21,285	Full Coverage	26,530
New	5,295	Limited Coverage	42
<i>*Existing refers to people already enrolled as of 5/9/2016.</i>		Spenddown	6



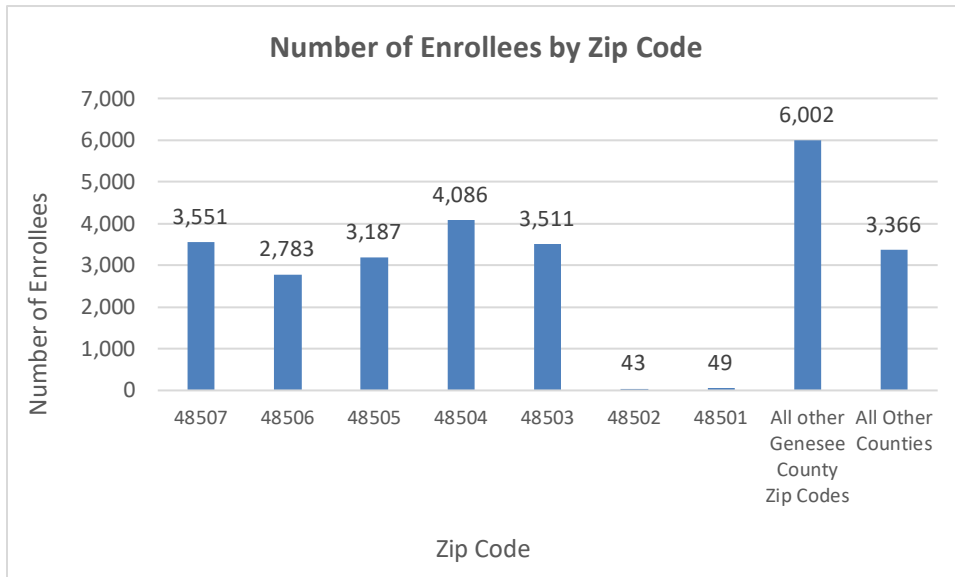
## Flint Waiver Progress Report

Tuesday, August 31, 2021

### Health Plan Enrollment



Health Plan	Number of Enrollees	Percentage
Aetna Better Health of Michigan	28	0.1%
BLUE CROSS COMPLETE	3,399	14.3%
HAP EMPOWERED	527	2.2%
MCLAREN HEALTH PLAN	5,410	22.8%
MERIDIAN HEALTH PLAN OF MICHIGAN	5,047	21.2%
MOLINA HEALTHCARE OF MICHIGAN	7,601	32.0%
PRIORITY HEALTH GOV PROGRAMS INC	55	0.2%
TOTAL HEALTH CARE	28	0.1%
UnitedHealthcare Community Plan	1,634	6.9%
UPPER PENINSULA HEALTH PLAN INC	30	0.1%



### Application and Applicant Data (since 5/9/16)

<b>Total Applications</b>	<b>30,978</b>
<b>Applicant Data</b>	
Applicants approved	15,803
Applicants approved for other Medicaid health care programs	14,471
Applicants pending	9
Applicants denied	95,154
<b>Total Applicants</b>	<b>124,717</b>

*Application data is a running total and will not match enrollment data referenced on page 1 due to data system variances and normal monthly enrollment changes.*