

Flint Waiver Progress Report

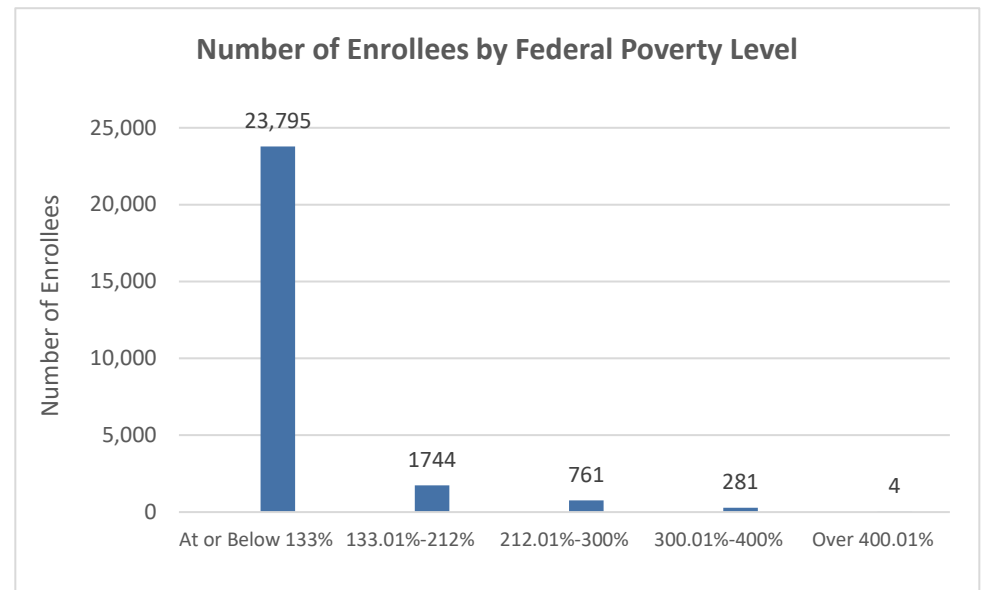
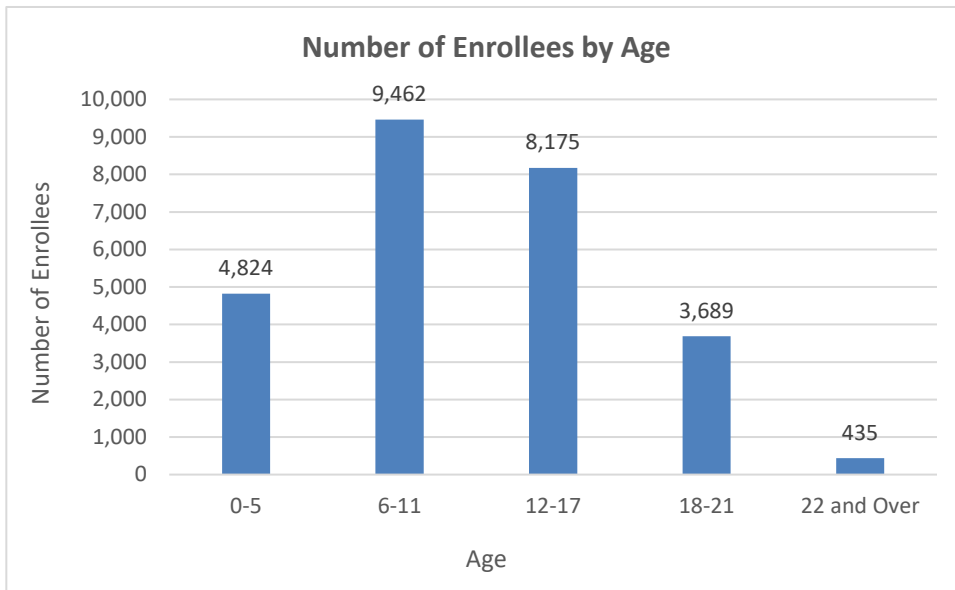
Tuesday, December 28, 2021

TOTAL ENROLLEES: 26,585

Enrollment Breakdown

Gender		Pregnant Women and Under 21	
Male	13,414	Pregnant Women	354
Female	13,171	Under 21	26,231

Existing and New Enrollees		Type of Coverage	
Existing*	21,175	Full Coverage	26,532
New	5,410	Limited Coverage	48
<i>*Existing refers to people already enrolled as of 5/9/2016.</i>		Spenddown	5

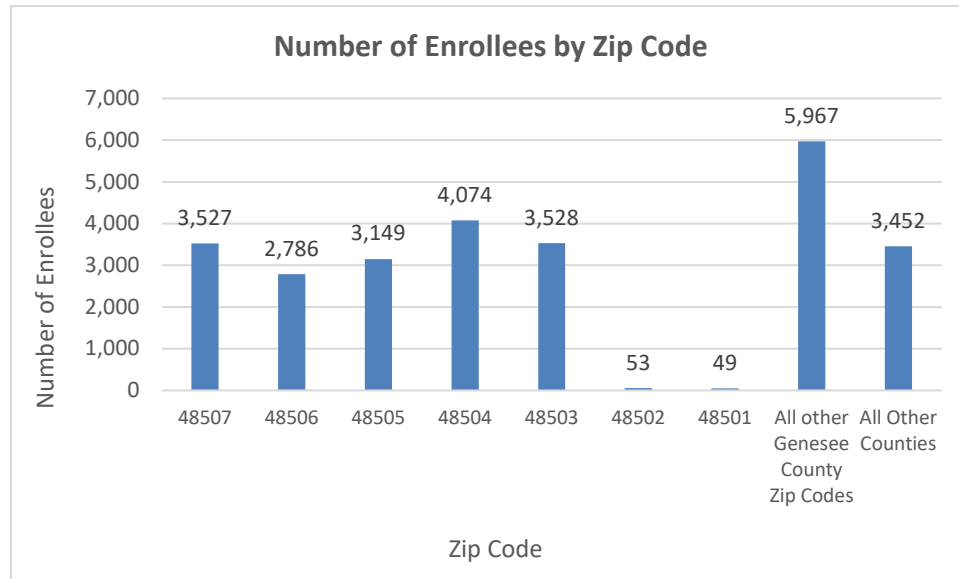
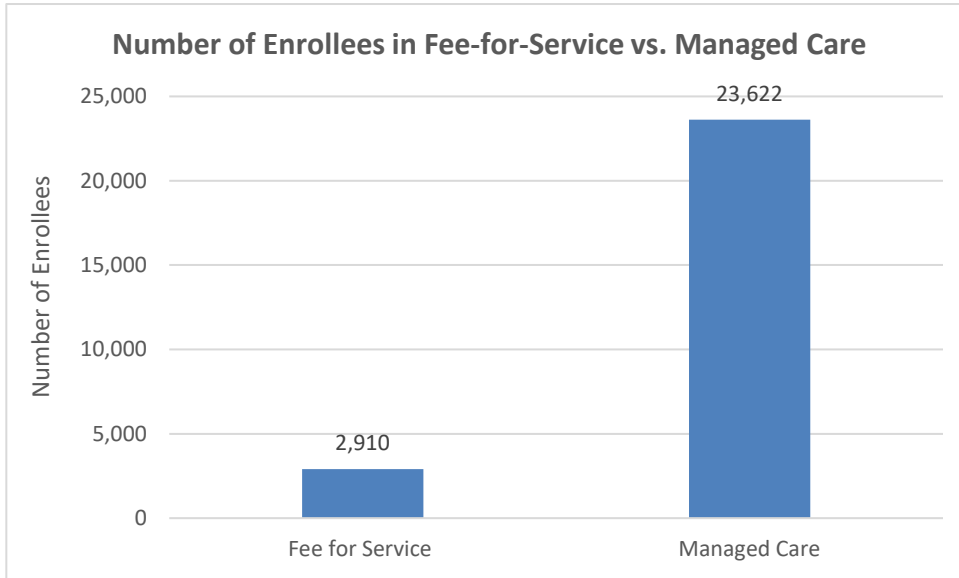


Flint Waiver Progress Report

Tuesday, December 28, 2021

Health Plan Enrollment

Health Plan	Number of Enrollees	Percent of Total Enrollment
AETNA BETTER HEALTH OF MICHIGAN	27	0.1%
BLUE CROSS COMPLETE	3,413	14.4%
HAP EMPOWERED	539	2.3%
MCLAREN HEALTH PLAN	5,383	20.9%
MERIDIAN HEALTH PLAN OF MICHIGAN	4,937	20.9%
MOLINA HEALTHCARE OF MICHIGAN	7,544	31.9%
PRIORITY HEALTH GOV PROGRAMS INC	76	0.3%
UNITED HEALTHCARE COMMUNIT PLAN	1,676	7.1%
UPPER PENINSULA HEALTH PLAN INC	27	0.1%



Application and Applicant Data (since 5/9/16)

Total Applications	31,424
Applicant Data	
Applicants approved	15,353
Applicants approved for other Medicaid health care programs	15,441
Applicants pending	5
Applicants denied	101,477
Total Applicants	131,502

Application data is a running total and will not match enrollment data referenced on page 1 due to data system variances and normal monthly enrollment changes.