

HIV and COVID-19, 2020-2021

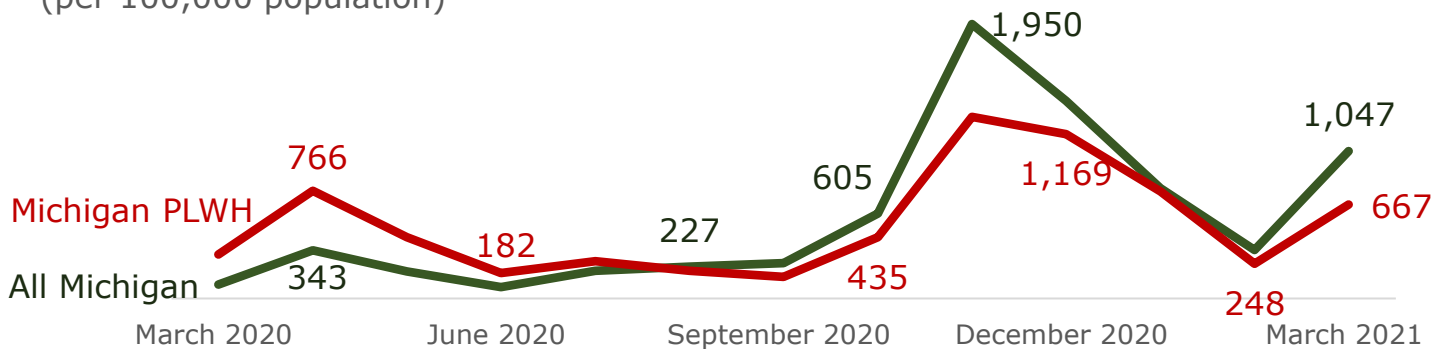
Diagnoses of COVID-19 among People Living with HIV (PLWH)

These data include COVID-19 confirmed and probable cases between March 2020 and March 2021.

COVID-19 diagnoses occur less often among people living with HIV compared with the general population

- **7.5% of the Michigan population** were diagnosed with COVID-19 (751,912 new cases)
- **6.9% of PLWH** were diagnosed with COVID-19 (1,249 cases among 18,142 PLWH).

Monthly COVID-19 Diagnosis Rates, March 2020 - March 2021 (per 100,000 population)



Compared with the overall rate of COVID-19 diagnosis for all Michigan PLWH (6.9%), COVID-19 diagnosis rates were:

Higher among

- PLWH age 20-59 (8.6%)
- Hispanic/Latinx (9.2%)
- Black/African Americans (7.3%)
- Residents of Oakland Co. (7.8%)

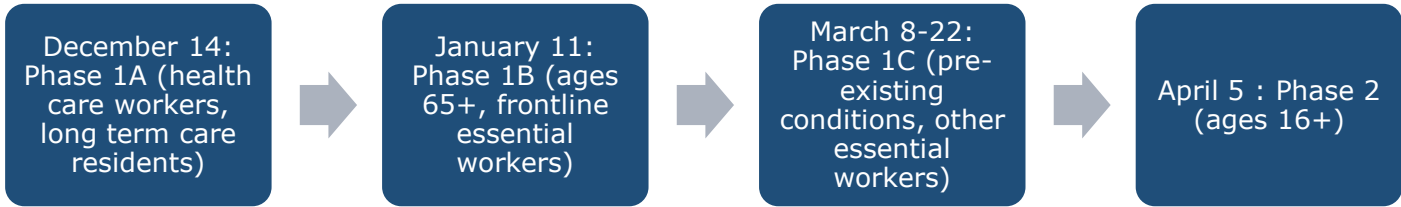
Lower among

- PLWH age 60 and over (5.3%)
- White/Caucasians (6.0%)
- Residents of Wayne Co. (5.8%)

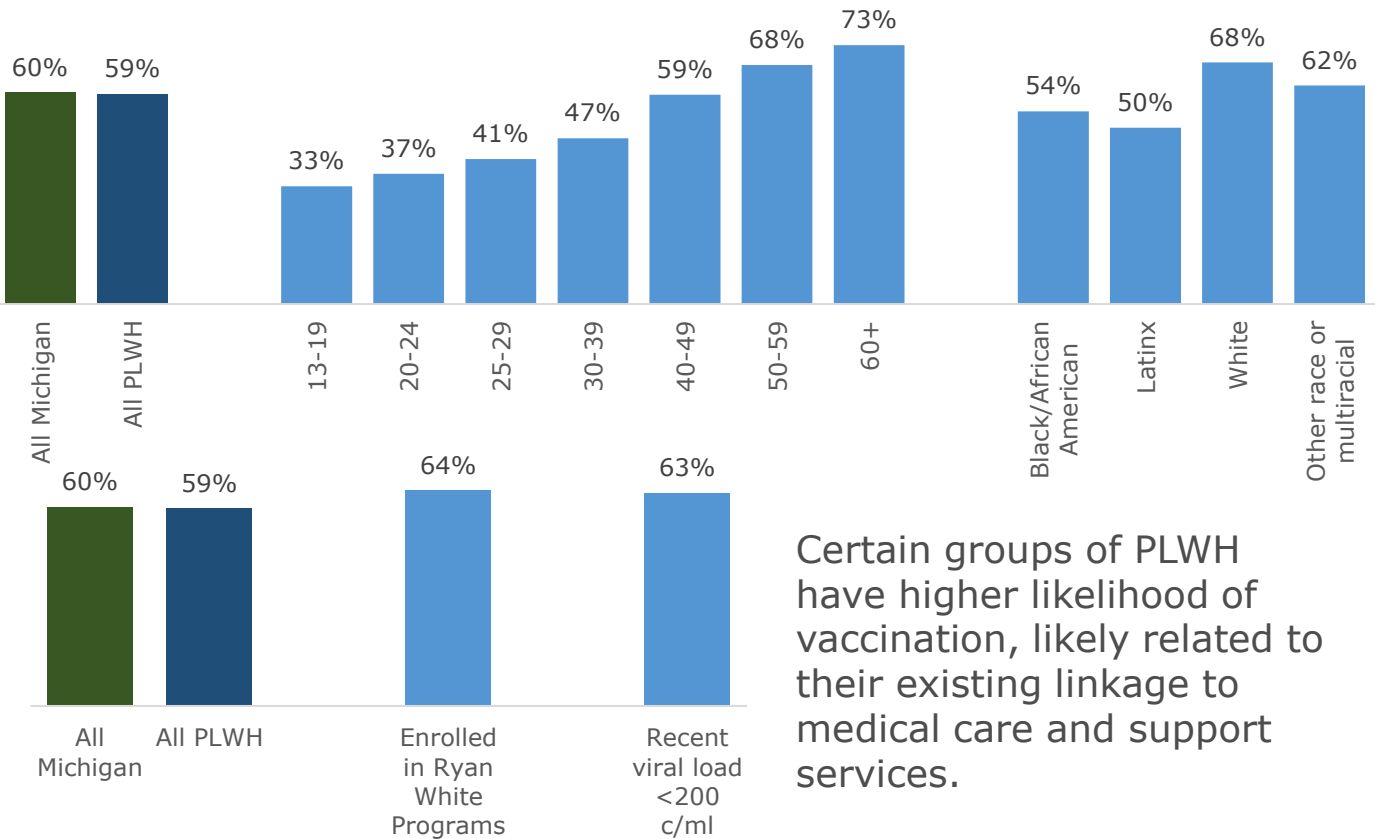
HIV and COVID-19, 2020-2021

Vaccination against COVID-19 among People Living with HIV (PLWH)

COVID-19 vaccination began in Michigan on December 14, 2020, and eligibility expanded to all residents age 16 and up on April 5, 2021.



All PLWH over age 16 became eligible for a vaccine in March 2021 as part of phase 1C due to HIV being a pre-existing condition. Despite relatively early access to the vaccine, PLWH have achieved no higher vaccination coverage rates than the general population across age and race/ethnicity categories.



Certain groups of PLWH have higher likelihood of vaccination, likely related to their existing linkage to medical care and support services.

All data as of July 30, 2021.