

SUBSTANCE ABUSE PREVENTION, TREATMENT AND RECOVERY PROGRAMS

(FY2014 Appropriations Bill– Public Act 59 of 2013)

April 1, 2014

Section 408: (1) By April 1 of the current fiscal year the department shall report the following data from the prior fiscal year on substance abuse prevention, education, and treatment programs to the senate and house appropriations subcommittees on community health, the senate and house fiscal agencies, and the state budget office:

(a) Expenditures stratified by coordinating agency, by central diagnosis and referral agency, by fund source, by subcontractor, by population served, and by service type. Additionally, data on administrative expenditures by coordinating agency shall be reported.

(b) Expenditures per state client, with data on the distribution of expenditures reported using a histogram approach.¹

(c) Number of services provided by central diagnosis and referral agency, by subcontractor, and by service type. Additionally, data on length of stay, referral source, and participation in other state programs.

(d) Collections from other first- or third-party payers, private donations, or other state or local programs, by coordinating agency, by subcontractor, by population served, and by service type.

(2) The department shall take all reasonable actions to ensure that the required data reported are complete and consistent among all coordinating agencies.

¹ These data are presented in table format.

*Michigan Department
of Community Health*



Rick Snyder, Governor
James K. Haveman, Director

SUBSTANCE ABUSE ANNUAL REPORT FOR FISCAL YEAR 2013

(Public Health Code – Public Act 368 of 1978)

April 1, 2014

Section 6203: With the assistance of the department, the office shall:

(F) Evaluate, in cooperation with appropriate state departments and agencies, the effectiveness of substance abuse services in the state funded by federal, state, local, and private resources, and annually during the month of November¹, report a summary of the detailed evaluation to the governor, legislature, commission² and committee³.

¹ Report is done in the spring of the year, for the previous fiscal year, in conjunction with data reported per Section 408 of the Appropriations Bill.

² "Commission" refers to the advisory commission on substance abuse services established by PA 368, section 6221. This commission was eliminated as a result of Executive Order 1991-3, MCL 333-26321.

³ "Committee" refers to the interdepartmental committee on substance abuse established by PA 368, section 6201. This committee was discontinued in the late 1970s.

*Michigan Department
of Community Health*



**Rick Snyder, Governor
James K. Haveman, Director**

*Michigan Department
of Community Health*



*Behavioral Health and Developmental
Disabilities Administration*

*Office of Recovery Oriented
Systems of Care*

**Reports Required by
Public Act 59 of 2013, Section 408
and
Public Act 368 of 1978, Section 6203(f)**

April 2014

Table of Contents

	Page No.
Public Act 59 of 2013, Section 408	i
Public Act 368 of 1978, Section 6203	ii
Office of Recovery Oriented Systems of Care (OROSC) Cover Page	iii
I. Section 6203(f) Annual Report	1
Prevention Prepared Communities and Adolescent Continuum of Care	2
Usual Source of Alcohol Reported by Michigan Youth	3
FY 2013 Adolescent Primary Substance Reported on Admission	3
Usual Location of Alcohol Consumption by Michigan Youth	4
Source of Prescription Narcotics Among Past Year Non-medical Users, 12 th Grade	4
FY 2013 Adolescent Correctional Status at Admission	5
Summary	5
Additional Information About OROSC	5
Substance Use Disorder Prevention, Treatment and Recovery Services	5
Problem Gambling	6
Youth Tobacco Sales Rates, Synar	6
For More Statistical Information	7
Other Programs We Oversee	7
II. Section 408 Substance Abuse Prevention, Treatment and Recovery Programs Report (Legislative Report)	8
Report Changes	9
Sources of Information	9
Regional Substance Abuse Coordinating Agencies (CAs) Map	11
Section 408(a) and (b) Expenditure Reports	
Statewide Total Expenditures by Agency and Fund Source	12
Statewide Total Expenditures by Service Category and Fund Source	13
Administrative Expenditures	14
Access Management System (AMS) Expenditures	15
Intensive Outpatient (IOP) Expenditures	16
Outpatient (OP) Expenditures	17
Case Management Expenditures	18
Early Intervention Expenditures	19
Recovery Support Expenditures	20
Methadone Expenditures	21
Detox Expenditures	22
Residential Expenditures	23
Prevention Expenditures	24
Other Services Expenditures	25
Integrated Treatment Expenditures by Agency and Fund Source	26

Table of Contents (Cont')

Page No.

Expenditures and Clients Served by Service Category	
Intensive Outpatient (IOP).....	27
Outpatient Service (OP).....	28
Detox.....	29
Residential.....	30
Expenditures and Admissions by Agency	
Bay Arenac Behavioral Health/Riverhaven.....	31
Clinton, Eaton & Ingham Community Mental Health.....	35
Genesee County Community Mental Health.....	39
Institute of Population of Health.....	42
Kalamazoo County Community Mental Health.....	47
Lakeshore Coordinating Council.....	50
Macomb County Community Mental Health.....	53
network180.....	56
Northern Michigan Substance Abuse Services, Inc.	59
Oakland County Health Division.....	64
Pathways.....	67
Saginaw County Health Department.....	70
Southeast Michigan Community Alliance.....	73
St. Clair County Community Mental Health.....	76
Washtenaw Community Health Organization.....	80
Western UP Substance Abuse Services.....	83
Salvation Army Harbor Light ¹	86
Section 408(c) Number of Services Provided.....	88
Length of Stay by Service Type FYs 2004-2013.....	89
Referral Source for Treatment Admission.....	90
Reported Client Participation in Other State Programs.....	91
Section 408(d) Collections.....	92
Collections by CA and Provider (This information is included in Section 408[a] and [b].)	

¹ Salvation Army Harbor Light is a provider and not a coordinating agency.

**MICHIGAN DEPARTMENT OF COMMUNITY HEALTH
BEHAVIORAL HEALTH AND DEVELOPMENTAL DISABILITIES ADMINISTRATION
OFFICE OF RECOVERY ORIENTED SYSTEMS OF CARE**

Annual Report for Fiscal Year 2013

Required by Public Act 368 of 1978, Section 6203(f)

The Michigan Department of Community Health (MDCH), Office of Recovery Oriented Systems of Care (OROSC), is the lead agency for the administration of federal and state funds for substance use disorder treatment, prevention, and recovery services. OROSC also administers Michigan's publicly-funded problem gambling services.

This report was prepared to give the reader information about OROSC administered services, the people we help, and the effectiveness of our programs in serving the people of Michigan.

Hyperlinks [in blue] are found throughout this document; click on these to view related information and reports on our website.

OROSC VISION

A future for the citizens of the state of Michigan in which individuals and families live in healthy and safe communities that promote wellness, recovery and a fulfilling quality of life.

OROSC MISSION

Promote wellness, strengthen communities, and facilitate recovery.

Visit our website, www.michigan.gov/bhrecovery, for more information about our office.

For additional copies of this report or for a copy of our *Legislative Report*, visit our website and along the left choose "Reports and Statistics," then under "Data" choose "S.A. Annual & Legislative Reports."

Prevention Prepared Communities within a Recovery Oriented System of Care

A comprehensive approach to behavioral health requires prevention programming be codified as part of an overall continuum of care. In this regard, Prevention Prepared Communities (PPCs) are essential to the successful implementation of a Recovery Oriented System of Care (ROSC). PPCs enable individuals, families, schools, faith-based organizations, and workplaces to take action to promote emotional health and reduce the likelihood of mental illness, substance abuse, and suicide. Prevention services that use community collaboration and strategic partnerships to prevent and mitigate consequences of drug use, suicide, and other health problems affecting the community are a hallmark of a PPC. Prevention services that draw on the strengths of the community to promote the health and wellbeing of individuals and families in the community are effective.

Numerous partners and stakeholders are involved in a PPC, including representatives from: healthcare, schools, education, law enforcement, courts, multi-purpose collaborative bodies, government (in particular, human services), ethnic/tribal leaders, behavioral health providers, families/parents/parent groups, business community, media, youth/student-led groups, faith-based/fraternal organizations, the recovery community, civic/volunteer groups, suicide prevention groups, and older adult organizations.

Michigan's recovery oriented system of care supports an individual's journey toward recovery and wellness by creating and sustaining networks of formal and informal services and supports. The opportunities established through collaboration, partnership and a broad array of services promote life-enhancing recovery and wellness for individuals, families, and communities.

Definition Adopted by the ROSC Transformation Steering Committee, September 30, 2010

By 2020, mental and substance use disorders will surpass all physical diseases as a major cause of disability worldwide.

The annual total estimated societal cost of substance abuse in the United States is \$510.7 billion, with an estimated 23.5 million Americans aged 12 and older needing treatment for substance use.

Each year, approximately 5,000 youth under the age of 21 die as a result of underage drinking.

Substance Abuse and Mental Health Services Administration, 2011

With these partners at the table, a PPC in a ROSC can be described as a community-based integrated prevention initiative designed to support recovery and wellness by:

- Preventing and reducing the use of drugs.
- Mitigating the consequences of substance use disorders to individuals, families, and communities.
- Forging partnerships that can foster collaborative efforts and develop an integrated service system able to sustain persons in recovery and their families.
- Promoting good quality of life and improving health and wellness of a community.

Prevention Prepared Communities

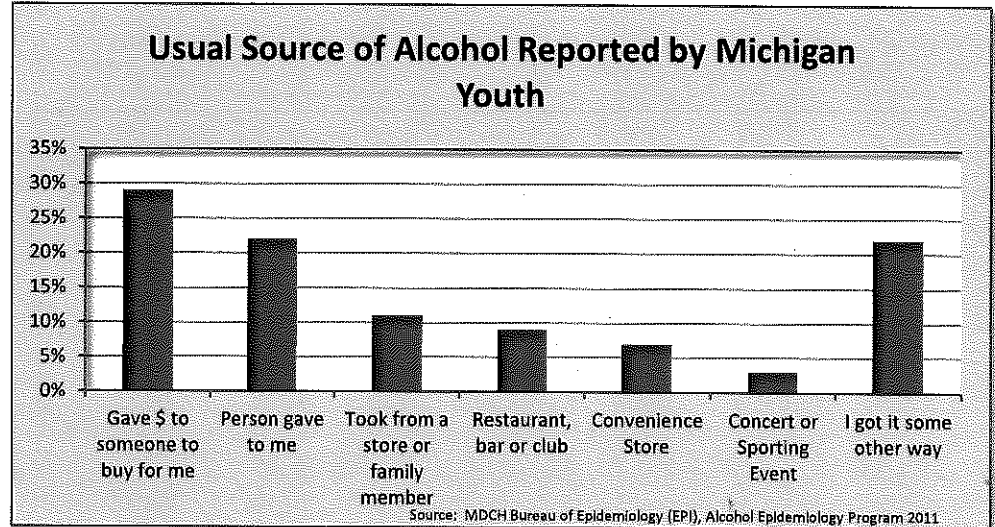
A continuum of services in communities is designed to support the individual and family in need. Effective collaboration and cohesion between these services leads to better outcomes for individuals and healthier communities.

What follows is "Ashley's" story, an example of the experience an adolescent in a PPC Michigan City would potentially encounter.

"Hi. My name is Ashley, I'm 16 years old and this is my story. I've lived all my life in what they call an "urban" area. My dad works in a factory and my mom is a teacher, but not in my district. They've been married since before I was born, I have a younger brother, and we all get along okay. Mom and dad insist on "family" dinners, where they ask me and my brother all kinds of questions. Sometimes, I just want to be left alone! I have a few close girlfriends that I hang out with regularly; we all go to the same

high school. I get good grades; I have to in order to go to the University of Michigan. Some of my friends want to apply there too, but not for the same reasons I do. We'll talk about that later in my story.

About a year and a half ago, I went to the local health clinic. The nurse asked me a couple of questions about alcohol and drugs. I'd never been asked those questions before. I told her that I drank a few beers on the weekends, at parties with my boyfriend. I didn't tell her that I'd also been to parties where there were pills, marijuana and bath salts around for everyone to use. Everyone experiments when they're young, was my thinking, no big deal. The nurse gave me some information on drinking and the risks. She also talked to me about a group that met there to talk about things affecting people my age. I wasn't interested.



FY 2013 Adolescent Admissions 2,709 Adolescents		
Gender:		
Male	1888	69.7%
Female	821	30.3%
Age:		
Under 14	301	11.1%
14-17	2408	88.9%
Primary Substance Reported at Admission:		
Marijuana/Hashish	1973	72.9%
Alcohol	312	11.5%
Other Opiates*	57	2.1%
Heroin	33	1.2%
Methamphetamine	22	0.8%
Cocaine/Crack	10	0.4%
Other Stimulants	11	0.4%
All Others	291	10.7%

**Includes prescription opiates*

I spent the next few months going to parties with my boyfriend, lying to my parents about where I was, who I was with, and what I was doing. My parents didn't know I had a boyfriend, so I had to say I was at a friend's house and get them to lie for me. Sometimes I had my boyfriend drop me off at my friend's, if I was too messed up to go home. In my mind, I was still only experimenting, even though I was taking more risks, using various drugs and hanging around more and more people I didn't know. Then one night, something happened. I don't really know what, and try not to spend too much time thinking about it. I was at a party with my boyfriend, people were passing around a lot of pills, and I took some. Different ones, I don't know what they were. I know it seems crazy and irresponsible, but that's what people were doing. Some guy brought me a drink, and I don't remember anything after that. Someone dropped me off in front of a hospital emergency room and a guard found me. I was covered in vomit; my clothes were ripped and disgusting. They say that I was lucky I got sick;

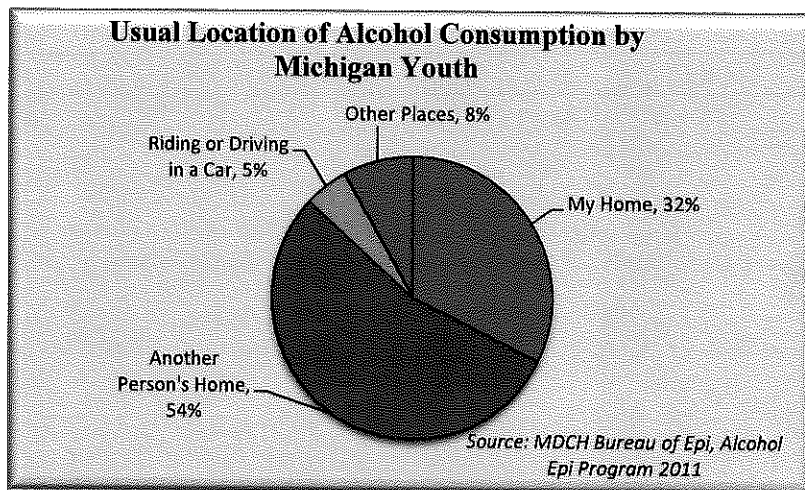
otherwise, I probably wouldn't have made it. I never saw my boyfriend again, even though I tried to call him.

My parents ... to say that they were angry is an understatement. I understand now that they were really scared, upset, angry and feeling guilty for not seeing the "signs". So, then I told more lies to my parents. I told them that this was the first time I'd went to a party with a boy, that I hadn't taken anything myself, that everything must have been mixed into the drink I'd been given. The hospital gave my parents some information on local programs for treatment and therapy, but I convinced them I didn't need it. This was a first time, and one time, incident, and I'd be okay. They believed me, and instead we all ended up in

groups for teens and their families with what they called risky use behaviors. I hated it. Those groups made my parents nosier, and they were asking questions that were harder for me to dodge. Since my boyfriend and connection had disappeared, I was buying pills from kids at school to make me feel better.

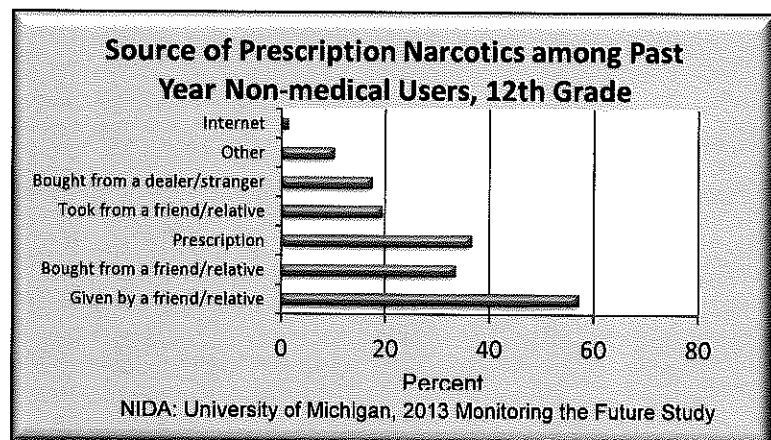
I didn't care what they were at first, but then I figured out I had a few favorites. It was expensive, but I could get money pretty easily without my parents becoming suspicious.

About 4 weeks into the group meetings, I showed up high. They knew immediately, even though my parents hadn't suspected. The other kids and the adult in the group called me out on it, and then they reported it to my parents and suggested once again that I go to treatment. This time, my parents didn't believe me when I said everything was okay. Two days later, I was in a treatment program with a bunch of other kids, and I did not like it. I wanted to go home. I wanted to be in my own room, talk with my friends, go to school and be a normal teenager again. I begged and cried until my parents finally relented and took me out of the facility after four days. I didn't realize that it would be so much harder for me to hide my pill taking from them, or that they had suddenly gotten so good at figuring out when I was on something.



I was home a week before I was found passed out in the bathroom at school. I had stolen money from my younger brother to buy some pills at school and taken them all. Back to treatment I went, and this time my parents didn't listen when I begged, cried, and then threatened. I was there for 30 days. My parents had to get help because our insurance wouldn't cover that many days, but I needed to stay. Some days were good, some were really bad. I can say now that I learned a lot, but I still had a long way

to go. I learned about how drugs affect my body and my brain, and why that is different for kids and adults. Including why it's so much harder for kids my age to recover from the effects of drugs and why our brains can be permanently damaged.



They had groups that were just for girls, and I liked those the best. I could share some of the personal stuff that I had questions about, things you don't want to share in front of guys. I got to talk about how many times I suspected that I'd had sex without remembering anything about

it, and how lucky I was that I didn't get a STD from my experiences, or worse. I learned about the risks of unintended pregnancy, because of my behavior, and how all my use could affect a baby. Fetal Alcohol Spectrum Disorder was one of the scariest.

My parents thought I should keep going in treatment, and see someone each week to make sure that I was doing okay. I didn't really want to, but I didn't have a lot of bargaining power at that point. I went back to school, and each week, I went to my appointment. Some weeks, I had two appointments so I could talk to my counselor one-on-one. School was hard. I had drifted away from my friends when I was taking pills, and my lies had gotten them into trouble too. I'm making progress with them, and it makes

me happy most of the time, but sometimes I just want to take something to forget about all the stress for a little while. That's when I'm glad that my parents take me to treatment each week.

I started attending a recovery group for teens a couple of weeks ago. That's pretty new, but my counselor recommended it so I would have some support when my treatment is done. I like it and it helps me look forward to when my life is kind of normal again. Some of the people in my recovery group are older, on their way to college, and they are the ones who have inspired me to apply to University of Michigan so that I can be part of the Collegiate Recovery Program. I had kind of written college off, thinking that my grades weren't going to be good enough, and I was afraid I wouldn't be strong enough to resist drinking and taking pills. My parents were afraid too, but knowing that I can have support and help from other students in recovery is making us all feel a lot better. More and more colleges and universities are developing support programs for students in recovery and I think it's a great thing.

I'm an addict, but I'm committed to my recovery."

FY 2013 Adolescent Correctional Status at Admission

None	35.0%
Incarcerated	0.7%
Parole	0.1%
Probation	42.6%
Juvenile Detention	7.5%
Court Supervision	8.2%
Awaiting Trial	1.0%
Awaiting Sentencing	3.6%
Unknown	1.3%

SUMMARY:

A young person in Ashley's situation, and her family, are better served through a ROSC. In the past, they would have been able to access initial prevention and treatment services targeted at adolescents, but for supports outside of those two services, would have been referred to adult based services. However, under ROSC, services are expanding and evolving as practitioners and communities develop a better understanding of the disease of addiction and the services needed to assist special populations like adolescents, pregnant women, and families on their journey to recovery. This has been especially effective for adolescents as more districts and colleges incorporate prevention, treatment, and recovery supports into their communities for students.

Additional Information About OROSC...

Substance Use Disorder Prevention, Treatment and Recovery Services:

Regional coordinating agencies (CAs), established by Pubic Act 368 of 1978, locally manage services for persons with substance use disorders. Michigan has sixteen CAs ([Coordinating Agency Map](#)) who contract with over 400 providers to make services available statewide.

In fiscal year 2013, OROSC administered over \$150 million to purchase services on behalf of Michigan residents. Please see our [Legislative Report](#) for spending details and information on providers (including types/quantities of services, and amounts/sources of funds).

Babies and Substance Abuse

The latest studies estimate that 40,000 infants are born each year with Fetal Alcohol Spectrum Disorders (FASD) – 1 out of every 100 births in the US.

Direct costs associated with FASD, estimated at \$3.9 billion annually and include not only healthcare costs, but also costs associated with social services and incarceration.

- Of individuals with FASD, 60% will end up in an institution (mental health facility or prison).
- It is estimated that almost 70% of children in foster care are affected by prenatal alcohol exposure in varying degrees.

(*National Organization on Fetal Alcohol Syndrome, n.d.*)

During FY 2013, there were 243 drug free births to women in Michigan treatment programs.

Admissions to Problem Gambling Treatment in Michigan	
Region	No. of Clients
Wayne County, including Detroit	220
Detroit Metro (outside Wayne County)	191
East Region	52
West Region	91
Upper Peninsula (UP)	2
Statewide During FY 2013	556

Problem Gambling: Services available to Michigan residents include a 24-hour help-line, for treatment and prevention. State restricted revenue for problem gambling services comes from several sources: casinos, lottery, and racetracks. In FY 2013, 556 individuals were admitted to treatment. Of those, 41 were on the Disassociated Persons List and voluntarily enrolled in the Problem Gambling Diversion Program to receive treatment in place of criminal trespassing convictions. Please see the [OROSC Problem Gambling](#) webpage or the re-designed www.gamblersresponsibly.org website for more information about problem gambling services.

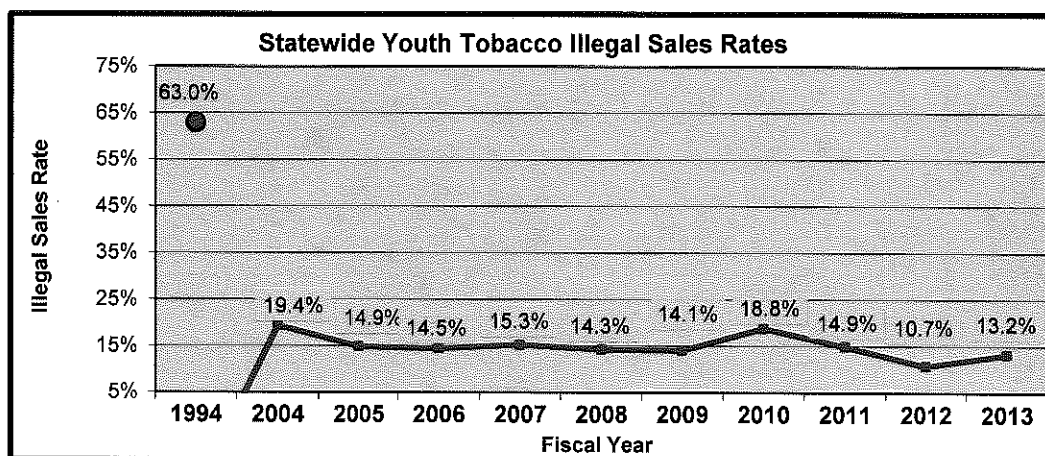
Youth Tobacco Sales Rates, Synar:

A key goal for prevention services is reducing youth access to tobacco. Statewide, prevention agencies, anti-tobacco groups, selected tobacco retailers, and law enforcement agencies continue to work at reducing the frequency of illegal tobacco sales to youth under the age of 18.

Studies show that strict compliance enforcement of youth access to tobacco laws is a strong deterrent for youth who are contemplating initiation of tobacco or experimenting with tobacco use.^{1, 2} Michigan began conducting annual random inspections of tobacco retail outlets in 1994 to determine the extent of youth access to tobacco. In accordance with the Synar regulation issued by the Substance Abuse and Mental Health Services Administration, beginning in 1997, Michigan was required to survey tobacco retailers and achieve a federally prescribed retailer violation rate (RVR) of 20% or less.

Since 2004, Michigan has continuously met the legal requirement for RVRs. Our best achievement to date occurred in 2012, when the RVR was 10.7%.

In 2013, the statewide RVR rate was 13.2%. Michigan is taking measurable steps to address youth access to tobacco RVR increases; developing a state-level Synar Strategic Plan, pooling additional funding streams to increase enforcement efforts, and aligning services to reflect a holistic approach to develop prevention-prepared communities. Please visit our [Youth Access to Tobacco and Synar Info](#) webpage for more details.



1994	Last 10 years									
	2004	2005	2006	2007	2008	2009	2010	2011	2012	2013
63.0%	19.4%	14.9%	14.5%	15.3%	14.3%	14.1%	18.8%	14.9%	10.7%	13.2%

¹ Doubeni, C.A., Wenjun, L., Fouayzi, H., and DiFranza, J.R. (2008). Perceived accessibility as a predictor of youth smoking. *Annals of Family Medicine*, 6(4): 323-330.

² Forester, J.L., Murray, D.M., Wolfson, M., Blaine, T.M., Wagenaar, A.C., and Hennrikus, D.J. (1998). The effects of community policies to reduce youth access to tobacco. *American Journal of Public Health*, 88(8): 1193-1198.

For More Statistical Information: Reports with statistical information by regional areas are also available as listed below. They are on our website at www.michigan.gov/mdch-OROSC, along the left side choose "Reports and Statistics."

Treatment Demographics (includes Correctional/Judicial involvement statistics)

Primary Substance Reported at Admission by County

Women & Pregnant Women - Admissions and Discharges

Reported Mental Health Disorder as Factor in Treatment

Treatment Activity Summary (TEDS)

Treatment Discharge Reasons

Treatment Outcomes Measured at Discharge

Prevention - - Youth Tobacco Sales Rates, Synar

Problem Gambling Services

Other Programs We Oversee: Our website also has information about other programs we oversee:

Prescription and Over-the-Counter Drug Abuse

**MICHIGAN DEPARTMENT OF COMMUNITY HEALTH
BEHAVIORAL HEALTH AND DEVELOPMENTAL DISABILITIES ADMINISTRATION
OFFICE OF RECOVERY SYSTEMS OF CARE**

**Substance Abuse Prevention, Treatment
and Recovery Programs Report
(Legislative Report) for Fiscal Year 2013**

Required by Public Act 59 of 2013, Section 408

The Michigan Department of Community Health, Bureau of Substance Abuse and Addiction Services (MDCH/BSAAS) developed this report to meet the requirements of the Public Act noted above.

PA 59 of 2013 is the annual appropriations act for the department. Section 408 is as follows:

- (1) By April 1 of the current fiscal year, the department shall report the following data from the prior fiscal year on substance abuse prevention, education, and treatment programs to the senate and house appropriations subcommittees on community health, the senate and house fiscal agencies, and the state budget office:
 - (a) Expenditures stratified by coordinating agency, by central diagnosis and referral agency, by fund source, by subcontractor, by population served, and by service type. Additionally, data on administrative expenditures by coordinating agency shall be reported.
 - (b) Expenditures per state client, with data on the distribution of expenditures reported using a histogram approach. (*Department note: these data are presented in table format.*)
 - (c) Number of services provided by central diagnosis and referral agency, by subcontractor, and by service type. Additionally, data on length of stay, referral source, and participation in other state programs.
 - (d) Collections from other first- or third-party payers, private donations, or other state or local programs, by coordinating agency, by subcontractor, by population served, and by service type.
- (2) The department shall take all reasonable actions to ensure that the required data reported are complete and consistent among all coordinating agencies.

Report Changes for FY2013

The structure for the FY2013 Legislative Report (LR) is essentially the same as that of the FY2012 report.

Sources of Information

Principle sources of information are:

- Treatment admission and discharge data uploads. Treatment providers prepare a profile of each client at admission, and they update the profile at discharge. These profiles contain demographic and clinical data. Providers submit these data to CAs, and CAs upload them to MDCH. Salvation Army Harbor Light (SAHL) uploads these data directly to MDCH. These data are the source of information on client characteristics, referral sources, and treatment outcomes.
- Treatment encounter data uploads. Encounter data are prepared by treatment providers, submitted to CAs, and uploaded to MDCH. These data are the source of information on the nature and amount of treatment provided.
- Categorical annual reports. Information has been drawn from several reports prepared by CAs.
- Legislative reports. Each of the 16 regional substance abuse CAs and the SAHL submit an annual report specific to Section 408. This report shows agency administrative expenditures, lists subcontractors by service category, shows revenue sources and amounts per subcontractor, and, for treatment services, shows numbers of units, admissions and unduplicated clients.
- Prevention Data System. This is the source for numbers of prevention services direct recipients. On each agency's LR, Prevention Recipients are not included in Admissions Total.

Significant effort at local and state levels was made to provide complete and consistent data among agencies. State staff reviewed the reports for consistency with federal and state requirements. Subcontractor information was checked against the substance abuse licensure database. Financial data were checked for consistency with agency year-end Revenue and Expenditure reports. Client data were checked for consistency with encounter data submitted previously by the agencies.

Revenue sources reflected in the report are:

- 1) Community Grant, which consists of federal categorical and block grant funds and state general fund appropriations.

- 2) Medicaid, which consists of Per Eligible Per Month (PEPM) payments administered by CAs.
- 3) Adult Benefit Waiver (ABW) PEPM gross payments (federal and state shares combined) administered by CAs as paid to CAs by one or more Prepaid Inpatient Health Plans (PIHPs).
- 4) MICHild (PEPM) payments administered by CAs.
- 5) State Disability Assistance (SDA), consisting of funds to support room and board for SDA-eligible individuals admitted to residential treatment, administered by CAs.
- 6) Fees, which mainly include insurance and self-pay; this category is intended to include only that fee revenue which is associated with services paid for by CAs, or by SAHL with MDCH/OROSC-administered funds.
- 7) Local, which includes but is not limited to, PA 2 of 1986 funds (convention facility tax).
- 8) Federal, directly received by the agency or providers.
- 9) Other, which consists largely of funding from other state departments and from drug courts.

The expenditure and revenue information for populations served is unavailable, as individual client financial information by population is not tracked. The collections from first and third parties, and collections by populations served, as requested in Section 408(d), are also unavailable.

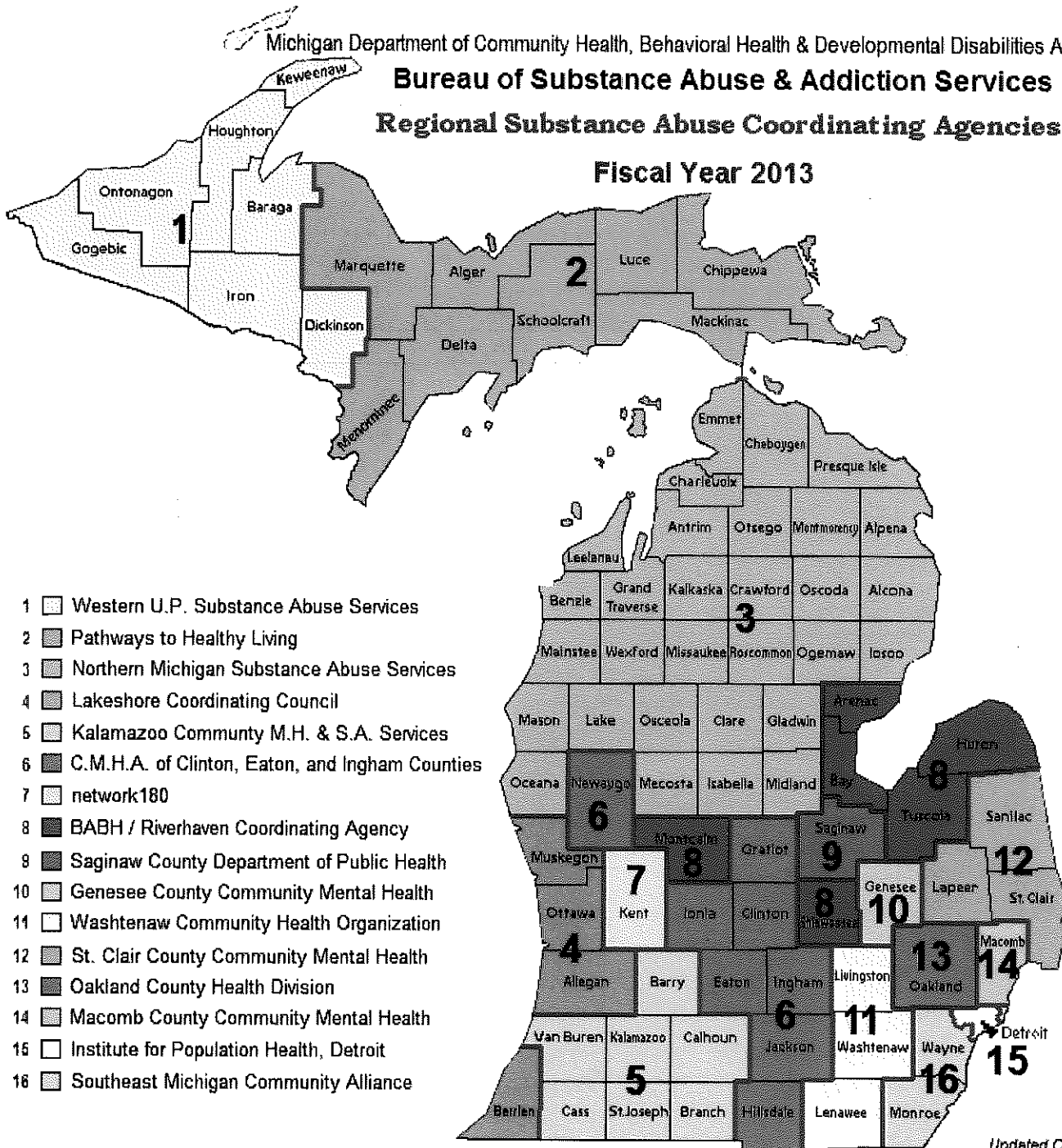
The report includes the administrative expenses for each agency.

MDCH/OROSC welcomes comments and questions. Please direct them to our office at mdch-bsaas@michigan.gov or (517) 373-4700.

Bureau of Substance Abuse & Addiction Services

Regional Substance Abuse Coordinating Agencies

Fiscal Year 2013



Updated October 1, 2012

Michigan Department of Community Health, Behavioral Health and Development Disabilities Administration
Report to the Legislature for Fiscal Year 2013
Statewide Expenditures by Agency and Fund Source

Agency	Community Grant	Medicaid	Adult Benefit Waiver Gross Federal & State From CA's PIHP(s)	MIChild (Federal Share Only)	State Disability Assistance	Fees	Local	Federal	Other	Totals
Bay Arenac Behavioral Health/Riverhaven	\$2,018,719	\$1,389,758	\$146,357	\$4,922	\$5,699	\$54,778	\$441,599	\$0	\$60,830	\$4,122,662
CMH Clinton, Eaton, Ingham Counties	\$4,773,157	\$2,971,469	\$265,182	\$10,296	\$130,365	\$404,614	\$2,900,114	\$415,423	\$386,362	\$12,256,972
Genesee County CMH	\$3,774,998	\$3,344,859	\$354,987	\$3,310	\$109,868	\$0	\$1,657,796	\$0	\$2,301,642	\$11,547,461
Institute of Population Health	\$12,693,575	\$12,793,029	\$3,667,893	\$0	\$907,346	\$58,256	\$0	\$0	\$0	\$30,120,099
Kalamazoo County CMH	\$4,115,135	\$1,708,991	\$147,044	\$1,650	\$39,729	\$27,482	\$1,928,783	\$0	\$126,316	\$8,095,130
Lakeshore Coord. Council	\$3,692,533	\$1,493,713	\$251,970	\$3,384	\$28,184	\$99,079	\$1,498,701	\$0	\$112,262	\$7,179,826
Macomb County CMH	\$3,953,403	\$2,531,654	\$348,134	\$17,431	\$35,225	\$193,004	\$1,512,111	\$0	\$0	\$8,590,962
Network 180	\$3,488,682	\$3,274,230	\$288,715	\$6,124	\$149,160	\$6,012	\$3,092,465	\$0	\$0	\$10,305,387
Northern MI Sub Abuse	\$5,455,545	\$3,202,517	\$501,118	\$11,994	\$184,175	\$313,281	\$3,055,090	\$0	-\$71,443	\$12,652,277
Oakland County Health Div.	\$4,544,280	\$2,664,153	\$440,912	\$19,304	\$142,523	\$205,936	\$2,779,779	\$0	\$0	\$10,796,887
Pathways Substance Abuse	\$1,656,623	\$1,204,135	\$86,041	\$3,334	\$97,572	\$53,705	\$862,550	\$71,679	\$45,610	\$4,081,249
Saginaw County Health Dept.	\$1,698,635	\$1,163,202	\$54,197	\$0	\$0	\$0	\$328,375	\$0	\$0	\$3,244,409
Southeast MI Comm. Alliance	\$6,114,432	\$2,574,320	\$323,355	\$11,303	\$40,839	\$71,208	\$2,509,965	\$0	\$106,466	\$11,751,887
St. Clair County CMH	\$1,458,724	\$1,194,741	\$98,678	\$413	\$5,495	\$45,943	\$177,662	\$0	\$0	\$2,981,656
Washtenaw Comm. Health Org.	\$3,327,166	\$1,169,562	\$217,095	\$6,650	\$51,150	\$420	\$1,946,872	\$0	\$0	\$6,718,916
Western U.P. Sub. Abuse	\$1,053,570	\$0	\$0	\$2,229	\$87,709	\$82,239	\$310,858	\$77,071	\$323,872	\$1,937,548
Salvation Army Harbor Light	\$3,594,107	\$0	\$0	\$0	\$0	\$449,581	\$70,065	\$0	\$0	\$4,113,753
Statewide Totals	\$67,413,285	\$42,680,334	\$7,191,677	\$102,344	\$2,015,039	\$2,065,539	\$25,072,784	\$564,173	\$3,391,907	\$150,497,082

Michigan Department of Community Health, Behavioral Health and Development Disabilities Administration
Report to the Legislature for Fiscal Year 2013
Statewide Expenditures by Service Category and Fund Source

Agency	Community Grant	Medicaid	Adult Benefit Waiver Gross Federal & State From CA's PIHP(s)	MIChild (Federal Share Only)	State Disability Assistance	Fees	Local	Federal	Other	Totals
General Administration	\$8,362,508	\$3,332,909	\$580,124	\$355	\$0	\$132,414	\$409,274	\$72,223	\$592,879	\$13,482,686
Access Management System	\$3,849,596	\$3,218,842	\$371,976	\$243	\$0	\$31,323	\$20,645	\$150	\$147,525	\$7,640,300
Intensive Outpatient	\$2,741,414	\$1,587,702	\$363,161	\$952	\$220	\$118,572	\$613,749	\$0	\$77,338	\$5,503,108
Outpatient	\$12,536,198	\$11,083,503	\$1,927,865	\$23,823	\$0	\$1,072,190	\$6,511,674	\$26,614	\$775,618	\$33,957,486
Case Management	\$1,656,967	\$717,776	\$49,914	\$0	\$0	\$886	\$1,342,497	\$0	\$74,982	\$3,843,022
Early Intervention	\$256,434	\$147,728	\$12,357	\$119	\$0	\$0	\$240,083	\$0	\$3,805	\$660,527
Recovery Support	\$1,451,358	\$1,667,130	\$634,822	\$0	\$0	\$1,051	\$1,906,370	\$224,456	\$183,809	\$6,068,996
Methadone ¹	\$2,512,169	\$6,989,171	\$1,164,279	\$168	\$0	\$84,002	\$557,323	\$0	\$178,209	\$11,485,321
Detox	\$4,166,542	\$2,503,200	\$361,726	\$924	\$0	\$116,362	\$1,555,314	\$0	\$181,007	\$8,885,075
Residential	\$15,172,542	\$11,050,192	\$1,771,833	\$75,759	\$2,014,819	\$370,894	\$3,903,078	\$14,210	\$532,751	\$34,906,078
Prevention	\$11,350,785	\$0	\$0	\$0	\$0	\$137,754	\$5,104,097	\$133,926	\$327,668	\$17,054,230
Other Services ²	\$3,356,773	\$382,180	(\$46,380)	\$0	\$0	\$92	\$2,908,680	\$92,593	\$316,315	\$7,010,253
Statewide Totals	\$67,413,285	\$42,680,334	\$7,191,677	\$102,344	\$2,015,039	\$2,065,539	\$25,072,784	\$564,173	\$3,391,907	\$150,497,082

¹Data on this page reflect dosing, laboratory work and physician services. Outpatient counseling for Methadone clients is reflected on Outpatient tables, though not separately.

²Negative expenditures in other services for Adult Benefit Waiver is due to Washtenaw Community Health Organization moving other service expenditures from ABW to PA2. Washtenaw Community Health Organization's overall Adult Benefit Waiver expenditures is not negative, only their other service category.

Michigan Department of Community Health, Behavioral Health and Development Disabilities Administration
Report to the Legislature for Fiscal Year 2013
Administrative Expenditures by Agency and Fund Source

Agency	Community Grant	Medicaid	Adult Benefit Waiver Gross Federal & State From CA's PIHP(s)	MIChild (Federal Share Only)	State Disability Assistance	Fees	Local	Federal	Other	Totals
Bay Arenac Behavioral Health/Riverhaven	\$67,923	\$71,824	\$8,119	\$0	\$0	\$0	\$0	\$0	\$60,830	\$208,696
CMH Clinton, Eaton, Ingham Counties	\$578,862	\$168,008	\$26,000	\$0	\$0	\$0	\$11,699	\$66,490	\$0	\$851,059
Genesee County CMH	\$209,786	\$244,897	\$0	\$352	\$0	\$0	\$0	\$0	\$541,658	\$996,693
Institute of Population Health	\$2,055,001	\$965,187	\$285,924	\$0	\$0	\$0	\$0	\$0	\$0	\$3,306,112
Kalamazoo County CMH	\$449,558	\$131,007	\$28,100	\$0	\$0	\$0	\$0	\$0	\$0	\$608,665
Lakeshore Coord. Council	\$477,957	\$137,293	\$21,600	\$0	\$0	\$0	\$100	\$0	\$0	\$636,950
Macomb County CMH	\$569,144	\$224,423	\$35,767	\$0	\$0	\$75	\$140,000	\$0	\$0	\$969,409
Network 180	\$663,357	\$290,116	\$47,400	\$0	\$0	\$0	\$0	\$0	\$0	\$1,000,873
Northern MI Sub Abuse	\$792,595	\$165,907	\$54,204	\$0	\$0	\$0	\$0	\$0	-\$73,931	\$938,775
Oakland County Health Div.	\$432,220	\$156,525	\$5,873	\$0	\$0	\$75	\$208,830	\$0	\$0	\$803,523
Pathways Substance Abuse	\$102,021	\$80,439	\$13,733	\$0	\$0	\$0	\$0	\$0	\$0	\$196,193
Saginaw County Health Dept.	\$208,884	\$205,240	\$0	\$0	\$0	\$0	\$0	\$0	\$0	\$414,124
Southeast MI Comm. Alliance	\$829,613	\$205,298	\$32,251	\$3	\$0	\$0	\$0	\$0	\$9,118	\$1,076,283
St. Clair County CMH	\$239,355	\$164,561	\$13,627	\$0	\$0	\$0	\$0	\$0	\$0	\$417,543
Washtenaw Comm. Health Org.	\$430,891	\$122,184	\$7,526	\$0	\$0	\$0	\$7,494	\$0	\$0	\$568,096
Western U.P. Sub. Abuse	\$255,341	\$0	\$0	\$0	\$0	\$35,483	\$857	\$5,733	\$55,204	\$352,618
Salvation Army Harbor Light	\$0	\$0	\$0	\$0	\$0	\$96,781	\$40,294	\$0	\$0	\$137,075
Statewide Totals	\$8,362,508	\$3,332,909	\$580,124	\$355	\$0	\$132,414	\$409,274	\$72,223	\$592,879	\$13,482,686

Michigan Department of Community Health, Behavioral Health and Development Disabilities Administration
Report to the Legislature for Fiscal Year 2013

Access Management System (AMS)¹ Expenditures by Agency and Fund Source

Agency	Community Grant	Medicaid	Adult Benefit Waiver Gross Federal & State From CA's PIHP(s)	MIChild (Federal Share Only)	State Disability Assistance	Fees	Local	Federal	Other	Totals
Bay Arenac Behavioral Health/Riverhaven	\$20,135	\$20,716	\$1,488	\$0	\$0	\$0	\$0	\$0	\$0	\$42,339
CMH Clinton, Eaton, Ingham Counties	\$122,659	\$109,692	\$0	\$0	\$0	\$0	\$0	\$0	\$0	\$232,352
Genesee County CMH	\$400,000	\$356,397	\$0	\$0	\$0	\$0	\$0	\$0	\$86,905	\$843,302
Institute of Population Health	\$427,924	\$556,915	\$236,222	\$0	\$0	\$0	\$0	\$0	\$0	\$1,221,061
Kalamazoo County CMH	\$468,158	\$136,427	\$35,756	\$0	\$0	\$0	\$0	\$0	\$0	\$640,341
Lakeshore Coord. Council	\$73,585	\$92,420	\$0	\$0	\$0	\$0	\$0	\$0	\$0	\$166,005
Macomb County CMH	\$215,662	\$117,199	\$0	\$0	\$0	\$0	\$17,392	\$0	\$0	\$350,253
Network 180	\$265,997	\$489,687	\$24,930	\$0	\$0	\$0	\$0	\$0	\$0	\$780,614
Northern MI Sub Abuse	\$260,420	\$135,162	\$0	\$0	\$0	\$0	\$0	\$0	\$0	\$395,582
Oakland County Health Div.	\$458,385	\$300,921	\$26,649	\$0	\$0	\$0	\$0	\$0	\$0	\$785,955
Pathways Substance Abuse	\$258,662	\$184,594	\$5,462	\$0	\$0	\$0	\$0	\$0	\$0	\$448,718
Saginaw County Health Dept.	\$157,400	\$87,561	\$0	\$0	\$0	\$0	\$0	\$0	\$0	\$244,961
Southeast MI Comm. Alliance	\$356,955	\$229,923	\$28,581	\$243	\$0	\$0	\$151	\$0	\$54,000	\$669,854
St. Clair County CMH	\$154,516	\$156,102	\$12,888	\$0	\$0	\$0	\$0	\$0	\$0	\$323,506
Washtenaw Comm. Health Org.	\$8,400	\$245,124	\$0	\$0	\$0	\$0	\$0	\$0	\$0	\$253,524
Western U.P. Sub. Abuse	\$200,737	\$0	\$0	\$0	\$0	\$31,323	\$3,102	\$150	\$6,620	\$241,932
Salvation Army Harbor Light	\$0	\$0	\$0	\$0	\$0	\$0	\$0	\$0	\$0	\$0
Statewide Totals	\$3,849,596	\$3,218,842	\$371,976	\$243	\$0	\$31,323	\$20,645	\$150	\$147,525	\$7,640,300

¹AMS functions include financial and clinical eligibility determination, referral, utilization management, and other functions.

Michigan Department of Community Health, Behavioral Health and Development Disabilities Administration
Report to the Legislature for Fiscal Year 2013
Intensive Outpatient (IOP) Expenditures by Agency and Fund Source

Agency	Community Grant	Medicaid	Adult Benefit Waiver Gross Federal & State From CA's PIHP(s)	MIChild (Federal Share Only)	State Disability Assistance	Fees	Local	Federal	Other	Totals
Bay Arenac Behavioral Health/Riverhaven	\$0	\$0	\$0	\$0	\$0	\$0	\$0	\$0	\$0	\$0
CMH Clinton, Eaton, Ingham Counties	\$0	\$0	\$0	\$0	\$0	\$0	\$0	\$0	\$0	\$0
Genesee County CMH	\$153,318	\$168,921	\$49,511	\$50	\$0	\$0	\$82,518	\$0	\$77,338	\$531,656
Institute of Population Health	\$218,875	\$274,419	\$85,287	\$0	\$0	\$1,984	\$0	\$0	\$0	\$580,565
Kalamazoo County CMH	\$0	\$0	\$0	\$0	\$0	\$0	\$0	\$0	\$0	\$0
Lakeshore Coord. Council	\$268,780	\$159,576	\$41,016	\$902	\$0	\$2,407	\$7,814	\$0	\$0	\$480,495
Macomb County CMH	\$98,374	\$41,302	\$13,878	\$0	\$0	\$9,284	\$7,619	\$0	\$0	\$170,457
Network 180	\$0	\$0	\$0	\$0	\$0	\$0	\$0	\$0	\$0	\$0
Northern MI Sub Abuse	\$67,841	\$139,728	\$18,693	\$0	\$0	\$26,829	\$0	\$0	\$0	\$253,091
Oakland County Health Div.	\$137,633	\$270,065	\$67,816	\$0	\$220	\$2,082	\$258,180	\$0	\$0	\$735,996
Pathways Substance Abuse	\$4,800	\$2,400	\$100	\$0	\$0	\$0	\$0	\$0	\$0	\$7,300
Saginaw County Health Dept.	\$0	\$0	\$0	\$0	\$0	\$0	\$0	\$0	\$0	\$0
Southeast MI Comm. Alliance	\$724,526	\$477,500	\$75,985	\$0	\$0	\$17,601	\$139,897	\$0	\$0	\$1,435,509
St. Clair County CMH	\$11,397	\$23,061	\$3,028	\$0	\$0	\$0	\$99,369	\$0	\$0	\$136,855
Washtenaw Comm. Health Org.	\$48,534	\$30,731	\$7,847	\$0	\$0	\$0	\$0	\$0	\$0	\$87,112
Western U.P. Sub. Abuse	\$1,640	\$0	\$0	\$0	\$0	\$60	\$0	\$0	\$0	\$1,700
Salvation Army Harbor Light	\$1,005,696	\$0	\$0	\$0	\$0	\$58,325	\$18,352	\$0	\$0	\$1,082,373
Statewide Totals	\$2,741,414	\$1,587,702	\$363,161	\$952	\$220	\$118,572	\$613,749	\$0	\$77,338	\$5,503,109

NOTE: For those CAs reporting no intensive outpatient expenditures on this spreadsheet, they have chosen to combine their intensive outpatient and outpatient services under outpatient; while other CAs admit and discharge under intensive outpatient and outpatient service categories.

Michigan Department of Community Health, Behavioral Health and Development Disabilities Administration
Report to the Legislature for Fiscal Year 2013
Outpatient Expenditures by Agency and Fund Source

Agency	Community Grant	Medicaid	Adult Benefit Waiver Gross Federal & State From CA's PIHP(s)	MIChild (Federal Share Only)	State Disability Assistance	Fees	Local	Federal	Other	Totals
Bay Arenac Behavioral Health/Riverhaven	\$600,384	\$581,466	\$70,264	\$871	\$0	\$46,416	\$4,469	\$0	\$0	\$1,303,869
CMH Clinton, Eaton, Ingham Counties	\$1,559,563	\$1,077,308	\$116,340	\$2,496	\$0	\$361,430	\$1,156,726	\$0	\$178,606	\$4,452,469
Genesee County CMH	\$835,482	\$853,630	\$171,756	\$589	\$0	\$0	\$553,686	\$0	\$578,663	\$2,993,806
Institute of Population Health	\$1,307,416	\$3,082,041	\$641,817	\$0	\$0	\$14,235	\$0	\$0	\$0	\$5,045,509
Kalamazoo County CMH	\$1,572,049	\$639,056	\$32,478	\$1,650	\$0	\$8,833	\$790,903	\$0	\$0	\$3,044,969
Lakeshore Coord. Council	\$1,078,464	\$519,511	\$99,244	\$2,482	\$0	\$47,922	\$495,967	\$0	\$0	\$2,243,590
Macomb County CMH	\$699,078	\$696,036	\$193,023	\$1,569	\$0	\$74,814	\$195,919	\$0	\$0	\$1,860,439
Network 180	\$623,657	\$680,664	\$33,015	\$6,124	\$0	\$5,969	\$911,929	\$0	\$0	\$2,261,357
Northern MI Sub Abuse	\$284,186	\$906,731	\$188,113	\$2,613	\$0	\$219,875	\$1,689,855	\$0	\$0	\$3,291,373
Oakland County Health Div.	\$1,398,974	\$685,031	\$112,906	\$4,167	\$0	\$146,908	\$454,505	\$0	\$0	\$2,802,491
Pathways Substance Abuse	\$390,532	\$283,284	\$62,858	\$184	\$0	\$27,747	\$73,853	\$0	\$18,286	\$856,744
Saginaw County Health Dept.	\$304,005	\$177,228	\$29,573	\$0	\$0	\$0	\$14,463	\$0	\$0	\$525,269
Southeast MI Comm. Alliance	\$501,766	\$329,333	\$37,445	\$22	\$0	\$27,207	\$112,122	\$0	\$0	\$1,007,896
St. Clair County CMH	\$420,170	\$237,575	\$64,015	\$413	\$0	\$41,520	\$4,437	\$0	\$0	\$768,130
Washtenaw Comm. Health Org.	\$585,293	\$334,609	\$75,020	\$642	\$0	\$0	\$0	\$0	\$0	\$995,564
Western U.P. Sub. Abuse	\$161,776	\$0	\$0	\$0	\$0	\$4,021	\$41,684	\$26,614	\$63	\$234,158
Salvation Army Harbor Light	\$213,404	\$0	\$0	\$0	\$0	\$45,292	\$11,156	\$0	\$0	\$269,852
Statewide Totals	\$12,536,198	\$11,083,503	\$1,927,865	\$23,823	\$0	\$1,072,189	\$6,511,674	\$26,614	\$775,618	\$33,957,485

Michigan Department of Community Health, Behavioral Health and Development Disabilities Administration
Report to the Legislature for Fiscal Year 2013
Case Management Expenditures by Agency and Fund Source

Agency	Community Grant	Medicaid	Adult Benefit Waiver Gross Federal & State From CA's PIHP(s)	MIChild (Federal Share Only)	State Disability Assistance	Fees	Local	Federal	Other	Totals
Bay Arenac Behavioral Health/Riverhaven	\$2,775	\$4,460	\$120	\$0	\$0	\$0	\$0	\$0	\$0	\$7,355
CMH Clinton, Eaton, Ingham Counties	\$404,307	\$0	\$0	\$0	\$0	\$0	\$577,336	\$0	\$31,051	\$1,012,694
Genesee County CMH	\$5,651	\$1,838	\$0	\$0	\$0	\$0	\$177	\$0	\$583	\$8,249
Institute of Population Health	\$11,108	\$24,580	\$17,480	\$0	\$0	\$20	\$0	\$0	\$0	\$53,188
Kalamazoo County CMH	\$158,601	\$111,319	\$21,946	\$0	\$0	\$0	\$44,783	\$0	\$0	\$336,648
Lakeshore Coord. Council	\$132,344	\$49,925	\$4,073	\$0	\$0	\$0	\$59,235	\$0	\$0	\$245,577
Macomb County CMH	\$114,083	\$0	\$0	\$0	\$0	\$0	\$232,995	\$0	\$0	\$347,078
Network 180	\$355,182	\$525,235	\$6,280	\$0	\$0	\$0	\$354,058	\$0	\$0	\$1,240,755
Northern MI Sub Abuse	\$32,042	\$0	\$0	\$0	\$0	\$0	\$22,600	\$0	\$0	\$54,642
Oakland County Health Div.	\$22,034	\$0	\$0	\$0	\$0	\$866	\$51,314	\$0	\$0	\$74,214
Pathways Substance Abuse	\$0	\$0	\$0	\$0	\$0	\$0	\$0	\$0	\$0	\$0
Saginaw County Health Dept.	\$62,594	\$420	\$15	\$0	\$0	\$0	\$0	\$0	\$0	\$63,029
Southeast MI Comm. Alliance	\$166,455	\$0	\$0	\$0	\$0	\$0	\$0	\$0	\$43,348	\$209,803
St. Clair County CMH	\$5,078	\$0	\$0	\$0	\$0	\$0	\$0	\$0	\$0	\$5,078
Washtenaw Comm. Health Org.	\$184,711	\$0	\$0	\$0	\$0	\$0	\$0	\$0	\$0	\$184,711
Western U.P. Sub. Abuse	\$0	\$0	\$0	\$0	\$0	\$0	\$0	\$0	\$0	\$0
Salvation Army Harbor Light	\$0	\$0	\$0	\$0	\$0	\$0	\$0	\$0	\$0	\$0
Statewide Totals	\$1,656,966	\$717,776	\$49,914	\$0	\$0	\$866	\$1,342,497	\$0	\$74,982	\$3,843,022

Michigan Department of Community Health, Behavioral Health and Development Disabilities Administration
Report to the Legislature for Fiscal Year 2013
Early Intervention Expenditures by Agency and Fund Source

Agency	Community Grant	Medicaid	Adult Benefit Waiver Gross Federal & State From CA's PIHP(s)	MIChild (Federal Share Only)	State Disability Assistance	Fees	Local	Federal	Other	Totals
Bay Arenac Behavioral Health/Riverhaven	\$10,298	\$3,456	\$356	\$0	\$0	\$0	\$0	\$0	\$0	\$14,110
CMH Clinton, Eaton, Ingham Counties	\$0	\$0	\$0	\$0	\$0	\$0	\$0	\$0	\$0	\$0
Genesee County CMH	\$0	\$0	\$0	\$0	\$0	\$0	\$17,100	\$0	\$3,805	\$20,905
Institute of Population Health	\$55,258	\$94,315	\$0	\$0	\$0	\$0	\$0	\$0	\$0	\$149,573
Kalamazoo County CMH	\$3,402	\$0	\$0	\$0	\$0	\$0	\$31,152	\$0	\$0	\$34,554
Lakeshore Coord. Council	\$4,160	\$0	\$0	\$0	\$0	\$0	\$0	\$0	\$0	\$4,160
Macomb County CMH	\$22,370	\$20,150	\$0	\$0	\$0	\$0	\$0	\$0	\$0	\$42,520
Network 180	\$0	\$0	\$0	\$0	\$0	\$0	\$0	\$0	\$0	\$0
Northern MI Sub Abuse	\$22,865	\$0	\$0	\$0	\$0	\$0	\$0	\$0	\$0	\$22,865
Oakland County Health Div.	\$4,154	\$0	\$186	\$0	\$0	\$0	\$1,483	\$0	\$0	\$5,823
Pathways Substance Abuse	\$0	\$0	\$0	\$0	\$0	\$0	\$0	\$0	\$0	\$0
Saginaw County Health Dept.	\$0	\$0	\$0	\$0	\$0	\$0	\$0	\$0	\$0	\$0
Southeast MI Comm. Alliance	\$0	\$0	\$0	\$0	\$0	\$0	\$190,348	\$0	\$0	\$190,348
St. Clair County CMH	\$0	\$0	\$0	\$0	\$0	\$0	\$0	\$0	\$0	\$0
Washtenaw Comm. Health Org.	\$133,928	\$29,807	\$11,815	\$119	\$0	\$0	\$0	\$0	\$0	\$175,670
Western U.P. Sub. Abuse	\$0	\$0	\$0	\$0	\$0	\$0	\$0	\$0	\$0	\$0
Salvation Army Harbor Light	\$0	\$0	\$0	\$0	\$0	\$0	\$0	\$0	\$0	\$0
										\$0
Statewide Totals	\$256,434	\$147,728	\$12,357	\$119	\$0	\$0	\$240,083	\$0	\$3,805	\$660,527

Michigan Department of Community Health, Behavioral Health and Development Disabilities Administration
Report to the Legislature for Fiscal Year 2013
Recovery Support Expenditures by Agency and Fund Source

Agency	Community Grant	Medicaid	Adult Benefit Waiver Gross Federal & State From CA's PIHP(s)	MIChild (Federal Share Only)	State Disability Assistance	Fees	Local	Federal	Other	Totals
Bay Arenac Behavioral Health/Riverhaven	\$45,553	\$34,247	\$3,129	\$0	\$0	\$0	\$0	\$0	\$0	\$82,929
CMH Clinton, Eaton, Ingham Counties	\$17,500	\$0	\$0	\$0	\$0	\$0	\$50,881	\$224,456	\$0	\$292,837
Genesee County CMH	\$31,980	\$115,666	\$19,219	\$0	\$0	\$0	\$339,079	\$0	\$136,123	\$642,067
Institute of Population Health	\$620,731	\$1,263,811	\$585,883	\$0	\$0	\$1,051	\$0	\$0	\$0	\$2,471,476
Kalamazoo County CMH	\$25,687	\$0	\$0	\$0	\$0	\$0	\$199,020	\$0	\$0	\$224,707
Lakeshore Coord. Council	\$40,459	\$0	\$0	\$0	\$0	\$0	\$0	\$0	\$0	\$40,459
Macomb County CMH	\$0	\$78,436	\$0	\$0	\$0	\$0	\$181,818	\$0	\$0	\$260,254
Network 180	\$220,135	\$98,230	\$0	\$0	\$0	\$0	\$529,459	\$0	\$0	\$847,824
Northern MI Sub Abuse	\$119,511	\$0	\$0	\$0	\$0	\$0	\$0	\$0	\$119	\$119,629
Oakland County Health Div.	\$6,021	\$0	\$0	\$0	\$0	\$0	\$25,952	\$0	\$0	\$31,973
Pathways Substance Abuse	\$0	\$0	\$0	\$0	\$0	\$0	\$166,082	\$0	\$0	\$166,082
Saginaw County Health Dept.	\$50,038	\$0	\$0	\$0	\$0	\$0	\$0	\$0	\$0	\$50,038
Southeast MI Comm. Alliance	\$0	\$0	\$0	\$0	\$0	\$0	\$412,362	\$0	\$0	\$412,362
St. Clair County CMH	\$8,964	\$0	\$0	\$0	\$0	\$0	\$0	\$0	\$0	\$8,964
Washtenaw Comm. Health Org.	\$264,779	\$76,740	\$26,592	\$0	\$0	\$0	\$0	\$0	\$0	\$368,111
Western U.P. Sub. Abuse	\$0	\$0	\$0	\$0	\$0	\$0	\$1,717	\$0	\$47,567	\$49,284
Salvation Army Harbor Light	\$0	\$0	\$0	\$0	\$0	\$0	\$0	\$0	\$0	\$0
Statewide Totals	\$1,451,358	\$1,667,131	\$634,822	\$0	\$0	\$1,051	\$1,906,370	\$224,456	\$183,809	\$6,068,997

Michigan Department of Community Health, Behavioral Health and Development Disabilities Administration
Report to the Legislature for Fiscal Year 2013
Methadone Expenditures by Agency and Fund Source¹

Agency	Community Grant	Medicaid	Adult Benefit Waiver Gross Federal & State From CA's PIHP(s)	MIChild (Federal Share Only)	State Disability Assistance	Fees	Local	Federal	Other	Totals
Bay Arenac Behavioral Health/Riverhaven	\$107,364	\$226,816	\$19,737	\$0	\$0	\$0	\$0	\$0	\$0	\$353,917
CMH Clinton, Eaton, Ingham Counties	\$142,763	\$822,797	\$122,728	\$0	\$0	\$0	\$20,214	\$0	\$0	\$1,108,502
Genesee County CMH	\$162,981	\$580,761	\$42,322	\$168	\$0	\$0	\$137,128	\$0	\$178,209	\$1,081,569
Institute of Population Health	\$750,459	\$2,287,100	\$475,020	\$0	\$0	\$2,121	\$0	\$0	\$0	\$3,514,700
Kalamazoo County CMH	\$225,604	\$487,833	\$28,447	\$0	\$0	\$0	\$0	\$0	\$0	\$741,883
Lakeshore Coord. Council	\$36,324	\$246,563	\$20,387	\$0	\$0	\$0	\$20,000	\$0	\$0	\$323,274
Macomb County CMH	\$157,620	\$464,031	\$105,466	\$0	\$0	\$7,236	\$0	\$0	\$0	\$734,353
Network 180	\$21,142	\$645,696	\$144,934	\$0	\$0	\$43	\$339,937	\$0	\$0	\$1,151,753
Northern MI Sub Abuse	\$161,111	\$389,069	\$48,176	\$0	\$0	\$24,834	\$7,150	\$0	\$0	\$630,340
Oakland County Health Div.	\$542,152	\$466,651	\$117,858	\$0	\$0	\$49,768	\$0	\$0	\$0	\$1,176,429
Pathways Substance Abuse ²	\$0	\$0	\$0	\$0	\$0	\$0	\$0	\$0	\$0	\$0
Saginaw County Health Dept.	\$128,812	\$198,425	\$24,009	\$0	\$0	\$0	\$22,759	\$0	\$0	\$374,005
Southeast MI Comm. Alliance	\$26,181	\$73,816	\$2,009	\$0	\$0	\$0	\$0	\$0	\$0	\$102,007
St. Clair County CMH	\$12,507	\$37,268	\$5,120	\$0	\$0	\$0	\$0	\$0	\$0	\$54,895
Washtenaw Comm. Health Org.	\$37,149	\$82,345	\$8,066	\$0	\$0	\$0	\$0	\$0	\$0	\$127,560
Western U.P. Sub. Abuse	\$0	\$0	\$0				\$10,135			\$10,135
Salvation Army Harbor Light	\$0	\$0	\$0	\$0	\$0	\$0	\$0	\$0	\$0	\$0
Statewide Totals	\$2,512,169	\$6,989,171	\$1,164,279	\$168	\$0	\$84,002	\$557,323	\$0	\$178,209	\$11,485,322

¹Data on this page reflect dosing, laboratory work, and physician services. Outpatient counseling for Methadone clients is reflected on Outpatient tables, though not separately.

²Methadone services are secured on a case by case basis as medically necessary.

Michigan Department of Community Health, Behavioral Health and Development Disabilities Administration
Report to the Legislature for Fiscal Year 2013
Detox Expenditures by Agency and Fund Source¹

Agency	Community Grant	Medicaid	Adult Benefit Waiver Gross Federal & State From CA's PIHP(s)	MIChild (Federal Share Only)	State Disability Assistance	Fees	Local	Federal	Other	Totals
Bay Arenac Behavioral Health/Riverhaven	\$183,674	\$74,772	\$12,950	\$0	\$0	\$2,039	\$0	\$0	\$0	\$273,435
CMH Clinton, Eaton, Ingham Counties	\$179,502	\$174,950	\$115	\$0	\$0	\$0	\$434,080	\$0	\$88,639	\$877,286
Genesee County CMH	\$192,029	\$178,476	\$0	\$0	\$0	\$0	\$116,240	\$0	\$59,493	\$546,238
Institute of Population Health	\$354,812	\$494,808	\$87,550	\$0	\$0	\$0	\$0	\$0	\$0	\$937,170
Kalamazoo County CMH	\$153,199	\$73,065	\$0	\$0	\$0	\$72	\$0	\$0	\$0	\$226,336
Lakeshore Coord. Council	\$248,553	\$71,031	\$16,502	\$0	\$0	\$2,388	\$40,673	\$0	\$0	\$379,147
Macomb County CMH	\$288,260	\$181,612	\$0	\$0	\$0	\$6,787	\$191,019	\$0	\$0	\$667,678
Network 180	\$15,878	\$109,699	\$32,156	\$0	\$0	\$0	\$283,670	\$0	\$0	\$441,403
Northern MI Sub Abuse	\$792,505	\$393,304	\$83,803	\$924	\$0	\$0	\$650	\$0	\$0	\$1,271,186
Oakland County Health Div.	\$130,097	\$142,845	\$26,036	\$0	\$0	\$557	\$348,075	\$0	\$0	\$647,610
Pathways Substance Abuse	\$59,525	\$43,325	\$250	\$0	\$0	\$0	\$0	\$0	\$2,875	\$105,975
Saginaw County Health Dept.	\$97,250	\$75,948	\$600	\$0	\$0	\$0	\$17,022	\$0	\$0	\$190,820
Southeast MI Comm. Alliance	\$352,965	\$262,327	\$31,447	\$0	\$0	\$5,119	\$79,260	\$0	\$0	\$731,117
St. Clair County CMH	\$96,955	\$111,249	\$0	\$0	\$0	\$263	\$0	\$0	\$0	\$208,467
Washtenaw Comm. Health Org.	\$332,138	\$115,790	\$70,317	\$0	\$0	\$0	\$0	\$0	\$0	\$518,245
Western U.P. Sub. Abuse	\$2,200	\$0	\$0	\$0	\$0	\$0	\$44,625	\$0	\$30,000	\$76,825
Salvation Army Harbor Light	\$687,000	\$0	\$0	\$0	\$0	\$99,137	\$0	\$0	\$0	\$786,137
Statewide Totals	\$4,166,542	\$2,503,201	\$361,726	\$924	\$0	\$116,362	\$1,555,314	\$0	\$181,007	\$8,885,075

¹Sub-acute, non-hospital services

Michigan Department of Community Health, Behavioral Health and Development Disabilities Administration
Report to the Legislature for Fiscal Year 2013
Residential Expenditures by Agency and Fund Source

Agency	Community Grant	Medicaid	Adult Benefit Waiver Gross Federal & State From CA's PIHP(s)	MIChild (Federal Share Only)	State Disability Assistance	Fees	Local	Federal	Other	Totals
Bay Arenace Behavioral Health/Riverhaven	\$580,442	\$372,001	\$30,195	\$4,051	\$5,699	\$6,323	\$498	\$0	\$0	\$999,208
CMH Clinton, Eaton, Ingham Counties	\$839,038	\$618,714	\$0	\$7,800	\$130,365	\$32,446	\$246,301	\$0	\$63,866	\$1,938,530
Genesee County CMH	\$867,010	\$864,273	\$72,179	\$2,151	\$109,868	\$0	\$347,120	\$0	\$430,436	\$2,693,037
Institute of Population Health	\$3,357,732	\$3,708,246	\$1,235,832	\$0	\$907,346	\$38,846	\$0	\$0	\$0	\$9,248,002
Kalamazoo County CMH	\$219,141	\$130,285	\$317	\$0	\$39,729	\$15,932	\$0	\$0	\$14,000	\$419,403
Lakeshore Coord. Council	\$649,634	\$217,394	\$49,148	\$0	\$28,184	\$9,283	\$113,034	\$0	\$0	\$1,066,677
Macomb County CMH	\$1,242,361	\$708,465	\$0	\$15,862	\$35,225	\$23,446	\$176,796	\$0	\$0	\$2,202,155
Network 180	\$393,146	\$363,039	\$0	\$0	\$149,160	\$0	\$323,029	\$0	\$0	\$1,228,374
Northern MI Sub Abuse	\$1,512,970	\$820,674	\$108,129	\$8,457	\$184,175	\$41,742	\$802,963	\$0	\$0	\$3,479,111
Oakland County Health Div.	\$540,076	\$636,204	\$81,978	\$15,137	\$142,303	\$5,588	\$1,116,947	\$0	\$0	\$2,538,233
Pathways Substance Abuse	\$484,181	\$599,239	\$2,622	\$3,150	\$97,572	\$10,448	\$52,775	\$0	\$24,449	\$1,274,436
Saginaw County Health Dept.	\$409,431	\$418,380	\$0	\$0	\$0	\$0	\$26,029	\$0	\$0	\$853,840
Southeast MI Comm. Alliance	\$1,535,717	\$996,123	\$115,636	\$11,034	\$40,839	\$21,282	\$697,323	\$0	\$0	\$3,417,954
St. Clair County CMH	\$292,335	\$464,925	\$0	\$0	\$5,495	\$4,160	\$0	\$0	\$0	\$766,915
Washtenaw Comm. Health Org.	\$327,551	\$132,231	\$75,796	\$5,888	\$51,150	\$0	\$0	\$0	\$0	\$592,617
Western U.P. Sub. Abuse	\$233,770	\$0	\$0	\$2,229	\$87,709	\$11,352	\$0	\$14,210	\$0	\$349,270
Salvation Army Harbor Light	\$1,688,007	\$0	\$0	\$0	\$0	\$150,046	\$263	\$0	\$0	\$1,838,316
Statewide Totals	\$15,172,542	\$11,050,191	\$1,771,833	\$75,759	\$2,014,819	\$370,894	\$3,903,078	\$14,210	\$532,751	\$34,906,078

Michigan Department of Community Health, Behavioral Health and Development Disabilities Administration
Report to the Legislature for Fiscal Year 2013
Prevention Expenditures by Agency and Fund Source

Agency	Community Grant	Medicaid	Adult Benefit Waiver Gross Federal & State From CA's PIHP(s)	MIChild (Federal Share Only)	State Disability Assistance	Fees	Local	Federal	Other	Totals
Bay Arenac Behavioral Health/Riverhaven	\$400,172	\$0	\$0	\$0	\$0	\$0	\$357,533	\$0	\$0	\$757,705
CMH Clinton, Eaton, Ingham Counties	\$913,803	\$0	\$0	\$0	\$0	\$10,738	\$392,878	\$124,476	\$24,189	\$1,466,083
Genesee County CMH	\$535,472	\$0	\$0	\$0	\$0	\$0	\$0	\$0	\$188,202	\$723,674
Institute of Population Health	\$2,693,511	\$0	\$0	\$0	\$0	\$0	\$0	\$0	\$0	\$2,693,511
Kalamazoo County CMH	\$839,737	\$0	\$0	\$0	\$0	\$2,645	\$402,788	\$0	\$3,015	\$1,248,185
Lakeshore Coord. Council	\$652,257	\$0	\$0	\$0	\$0	\$37,078	\$742,365	\$0	\$112,262	\$1,543,962
Macomb County CMH	\$546,451	\$0	\$0	\$0	\$0	\$71,362	\$352,753	\$0	\$0	\$970,666
Network 180	\$486,061	\$0	\$0	\$0	\$0	\$0	\$257,028	\$0	\$0	\$743,089
Northern MI Sub Abuse	\$987,557	\$0	\$0	\$0	\$0	\$0	\$294,917	\$0	\$0	\$1,282,474
Oakland County Health Div.	\$755,546	\$0	\$0	\$0	\$0	\$0	\$314,493	\$0	\$0	\$1,070,039
Pathways Substance Abuse	\$352,000	\$0	\$0	\$0	\$0	\$15,510	\$495,855	\$0	\$0	\$863,365
Saginaw County Health Dept.	\$238,112	\$0	\$0	\$0	\$0	\$0	\$102,766	\$0	\$0	\$340,878
Southeast MI Comm. Alliance	\$1,052,822	\$0	\$0	\$0	\$0	\$0	\$739,071	\$0	\$0	\$1,791,893
St. Clair County CMH	\$203,240	\$0	\$0	\$0	\$0	\$0	\$65,356	\$0	\$0	\$268,596
Washtenaw Comm. Health Org.	\$504,039	\$0	\$0	\$0	\$0	\$420	\$499,784	\$0	\$0	\$1,004,243
Western U.P. Sub. Abuse	\$190,006	\$0	\$0	\$0	\$0	\$0	\$86,510	\$9,450	\$0	\$285,966
Salvation Army Harbor Light	\$0	\$0	\$0	\$0	\$0	\$0	\$0	\$0	\$0	\$0
Statewide Totals	\$11,350,785	\$0	\$0	\$0	\$0	\$137,754	\$5,104,097	\$133,926	\$327,668	\$17,054,230

Michigan Department of Community Health, Behavioral Health and Development Disabilities Administration
Report to the Legislature for Fiscal Year 2013
Other Services Expenditures by Agency and Fund Source

Agency	Community Grant	Medicaid	Adult Benefit Waiver Gross Federal & State From CA's PIHP(s)	MIChild (Federal Share Only)	State Disability Assistance	Fees	Local	Federal	Other	Totals
Bay Arenac Behavioral Health/Riverhaven	\$0	\$0	\$0	\$0	\$0	\$0	\$79,100	\$0	\$0	\$79,100
CMH Clinton, Eaton, Ingham Counties	\$15,160	\$0	\$0	\$0	\$0	\$0	\$10,000	\$0	\$0	\$25,160
Genesee County CMH	\$381,289	\$0	\$0	\$0	\$0	\$0	\$64,748	\$0	\$20,227	\$466,264
Institute of Population Health	\$840,747	\$41,607	\$16,878	\$0	\$0	\$0	\$0	\$0	\$0	\$899,232
Kalamazoo County CMH	\$0	\$0	\$0	\$0	\$0	\$0	\$460,137	\$0	\$109,301	\$569,438
Lakeshore Coord. Council	\$30,016	\$0	\$0	\$0	\$0	\$0	\$19,513	\$0	\$0	\$49,529
Macomb County CMH	\$0	\$0	\$0	\$0	\$0	\$0	\$15,800	\$0	\$0	\$15,800
Network 180	\$444,127	\$71,865	\$0	\$0	\$0	\$0	\$93,355	\$0	\$0	\$609,346
Northern MI Sub Abuse	\$421,943	\$251,943	\$0	\$0	\$0	\$0	\$236,955	\$0	\$2,369	\$913,211
Oakland County Health Div.	\$116,988	\$5,911	\$1,610	\$0	\$0	\$92	\$0	\$0	\$0	\$124,601
Pathways Substance Abuse	\$4,902	\$10,854	\$1,016	\$0	\$0	\$0	\$73,985	\$71,679	\$0	\$162,436
Saginaw County Health Dept.	\$42,109	\$0	\$0	\$0	\$0	\$0	\$145,336	\$0	\$0	\$187,445
Southeast MI Comm. Alliance	\$567,432	\$0	\$0	\$0	\$0	\$0	\$139,430	\$0	\$0	\$706,862
St. Clair County CMH	\$14,207	\$0	\$0	\$0	\$0	\$0	\$8,500	\$0	\$0	\$22,707
Washtenaw Comm. Health Org. ¹	\$469,753	\$0	(\$65,884)	\$0	\$0	\$0	\$1,439,594	\$0	\$0	\$1,843,463
Western U.P. Sub. Abuse	\$8,100	\$0	\$0	\$0	\$0	\$0	\$122,228	\$20,914	\$184,418	\$335,660
Salvation Army Harbor Light	\$0	\$0	\$0	\$0	\$0	\$0	\$0	\$0	\$0	\$0
Statewide Totals	\$3,356,772	\$382,180	-\$46,380	\$0	\$0	\$92	\$2,908,680	\$92,593	\$316,315	\$7,010,253

¹Negative expenditures in Adult Benefit Waiver is due to Washtenaw Community Health Organization moving other service expenditures from ABW to PA2. Their overall Adult Benefit Waiver expenditures is not negative, only their other service category.

Michigan Department of Community Health, Behavioral Health and Developmental Disabilities Administration
Report to Legislature for Fiscal Year 2013
Integrated Treatment¹ Expenditures by Agency and Fund Source

Agency	Community Grant	Medicaid	Adult Benefit Waiver Gross- Federal & State- From CA's PIHP(s)	MIChild (Federal Share Only)	State Disability Assistance	Fees	Local	Federal	Other	Totals
Bay Arenac Behavioral Health/Riverhaven	\$9,930	\$23,433	\$4,330	\$0	\$0	\$0	\$0	\$0	\$0	\$37,693
CMH Clinton, Eaton, Ingham Counties	\$935,270	\$1,533,249	\$192,915	\$0	\$0	\$0	\$0	\$0	\$0	\$2,661,434
Genesee Health System	\$2,290	\$90,026	\$6,608	\$55	\$0	\$617	\$52,363	\$0	\$48,460	\$200,419
Institute of Population Health	\$1,275,247	\$1,284,036	\$495,045	\$0	\$165,996	\$6,519	\$0	\$0	\$0	\$3,226,844
Kalamazoo CMH	\$0	\$0	\$0	\$0	\$0	\$0	\$113,751	\$0	\$0	\$113,751
Lakeshore Coordinating Council	\$26,748	\$4,129	\$475	\$0	\$0	\$0	\$2,852	\$0	\$0	\$34,204
Macomb County CMH	\$601,982	\$337,072	\$56,717	\$9,299	\$0	\$40,107	\$18,665	\$0	\$0	\$1,063,842
Network 180	\$934,286	\$1,324,746	\$181,673	\$0	\$79,956	\$5,541	\$2,088,729	\$0	\$0	\$4,614,930
Northern MI Sub Abuse	\$1,173,949	\$870,302	\$133,495	\$622	\$0	\$68,449	\$411,141	\$0	\$0	\$2,657,959
Oakland County Health Div	\$354,968	\$586,197	\$125,953	\$14,015	\$880	\$25,994	\$807,547	\$0	\$0	\$1,915,554
Pathways Substance Abuse	\$13,728	\$9,404	\$3,524	\$0	\$0	\$0	\$0	\$0	\$0	\$26,656
Saginaw County Department of Public Health	\$0	\$0	\$0	\$0	\$0	\$0	\$0	\$0	\$0	\$0
Southeast MI Comm. Alliance	\$2,193,434	\$1,516,578	\$213,421	\$0	\$0	\$46,840	\$690,862	\$0	\$0	\$4,661,136
St. Clair County CMH	\$166,712	\$125,109	\$28,075	\$413	\$0	\$25,664	\$3,195	\$0	\$0	\$349,168
Washtenaw Community Health Org	\$642,199	\$278,595	\$121,720	\$0	\$0	\$0	\$0	\$0	\$0	\$1,042,514
Western U.P Sub. Abuse	\$3,098	\$0	\$0	\$0	\$0	\$0	\$20,643	\$12,640	\$0	\$36,381
Salvation Army Harbor Light	\$0	\$0	\$0	\$0	\$0	\$0	\$0	\$0	\$0	\$0
Statewide Totals	\$8,333,842	\$7,982,876	\$1,563,950	\$24,404	\$246,832	\$219,732	\$4,209,748	\$12,640	\$48,460	\$22,642,483

¹Integrated treatment occurs within all treatment categories; integrated and regular treatment expenditures are combined in expenditures by service category figures.

Michigan Department of Community Health, Behavioral Health and Development Disabilities Administration
Report to the Legislature for Fiscal Year 2013
Expenditures and Clients Served in Intensive Outpatient (IOP) Service Category

Agency	Total Expenditures	Client Admissions	Unduplicated Clients	Units of Service	Expenditures Per Admission	Expenditures Per Client	Expenditures Per Unit
Bay Arenac Behavioral Health/Riverhaven	\$0	0	0	0	N/A	N/A	N/A
CMH Clinton, Eaton, Ingham Counties	\$0	0	0	0	N/A	N/A	N/A
Genesee Health System	\$531,656	337	427	5,688	\$1,578	\$1,245	\$93
Institute of Population Health	\$580,565	273	348	5,518	\$2,127	\$1,668	\$105
Kalamazoo CMH	\$0	0	0	0	N/A	N/A	N/A
Lakeshore Coordinating Council	\$480,495	697	520	6,422	\$689	\$924	\$75
Macomb County CMH	\$170,457	339	300	2,629	N/A	N/A	N/A
Network 180	\$0	0	0	0	N/A	N/A	N/A
Northern MI Sub Abuse	\$253,091	105	105	1,248	\$2,410	\$2,410	\$203
Oakland County Health Div	\$735,996	345	662	5,982	\$2,133	\$1,112	\$123
Pathways Substance Abuse	\$7,300	7	9	105	\$1,043	\$811	\$70
Saginaw County Department of Public Health	\$0	0	0	0	N/A	N/A	N/A
Southeast MI Comm. Alliance	\$1,435,509	916	924	19,691	\$1,567	\$1,554	\$73
St. Clair County CMH	\$136,855	140	128	1,537	\$978	\$1,069	\$89
Washtenaw Community Health Org	\$87,112	1	555	606	\$87,112	\$157	\$144
Western U.P Sub. Abuse	\$1,700	1	2	16	\$1,700	\$850	\$106
Salvation Army Harbor Light	\$1,082,373	148	137	4,324	\$7,313	\$7,901	\$250
Statewide Totals	\$5,503,109	3,309	4,117	53,766	\$1,663	\$1,337	\$102

Note: N/A means that there were no clients served and rates could not be calculated

Michigan Department of Community Health, Behavioral Health and Development Disabilities Administration
Report to the Legislature for Fiscal Year 2013
Expenditures and Clients Served in Outpatient (OP) Service Category

Agency	Total Expenditures	Client Admissions	Unduplicated Clients	Units of Service	Expenditures Per Admission	Expenditures Per Client	Expenditures Per Unit
Bay Arenac Behavioral Health/Riverhaven	\$1,303,869	1,636	3,592	41,200	\$797	\$363	\$32
CMH Clinton, Eaton, Ingham Counties	\$4,452,469	5,288	4,852	76,571	\$842	\$918	\$58
Genesee Health System	\$2,993,806	3,704	5,364	86,579	\$808	\$558	\$35
Institute of Population Health	\$5,045,509	2,486	5,003	66,920	\$2,030	\$1,008	\$75
Kalamazoo CMH	\$3,044,969	3,689	3,689	59,515	\$825	\$825	\$51
Lakeshore Coordinating Council	\$2,243,590	3,476	3,635	44,010	\$645	\$617	\$51
Macomb County CMH	\$1,860,439	2,106	2,949	45,326	\$883	\$631	\$41
Network 180	\$2,261,357	2,788	2,811	163,553	\$811	\$804	\$14
Northern MI Sub Abuse	\$3,291,373	4,499	6,040	88,227	\$732	\$545	\$37
Oakland County Health Div	\$2,802,491	3,200	4,137	59,075	\$876	\$677	\$47
Pathways Substance Abuse	\$856,744	970	930	15,728	\$883	\$921	\$54
Saginaw County Department of Public Health	\$525,269	1,139	0	14,817	\$461	N/A	\$35
Southeast MI Comm. Alliance	\$1,007,896	1,518	1,814	23,475	\$664	\$556	\$43
St. Clair County CMH	\$768,130	1,793	1,739	17,035	\$428	\$442	\$45
Washtenaw Community Health Org	\$995,564	1,033	1,782	15,306	\$964	\$559	\$65
Western U.P. Sub. Abuse	\$234,158	293	327	1,825	\$799	\$716	\$128
Salvation Army Harbor Light	\$269,852	181	174	1,620	\$1,491	\$1,551	\$167
Statewide Totals	\$33,957,485	39,799	48,838	820,782	\$853	\$695	\$41

Note: N/A means that there were no clients served and rates could not be calculated

Michigan Department of Community Health, Behavioral Health and Development Disabilities Administration
Report to the Legislature for Fiscal Year 2013
Expenditures and Clients Served in Detoxification Service Category

Agency	Total Expenditures	Client Admissions	Unduplicated Clients	Units of Service	Expenditures Per Admission	Expenditures Per Client	Expenditures Per Unit
Bay Arenac Behavioral Health/Riverhaven	\$273,435	408	356	1,427	\$670	\$768	\$192
CMH Clinton, Eaton, Ingham Counties	\$877,286	772	690	1,489	\$1,136	\$1,271	\$589
Genesee Health System	\$546,238	806	713	3,256	\$678	\$766	\$168
Institute of Population Health	\$937,170	1,928	1,932	9,346	\$486	\$485	\$100
Kalamazoo CMH	\$226,336	265	265	923	\$854	\$854	\$245
Lakeshore Coordinating Council	\$379,147	389	351	1,413	\$975	\$1,080	\$268
Macomb County CMH	\$667,678	958	992	4,376	\$697	\$673	\$153
Network 180	\$441,403	464	393	1,537	\$951	\$1,123	\$287
Northern MI Sub Abuse	\$1,271,186	1,019	1,030	3,876	\$1,247	\$1,234	\$328
Oakland County Health Div	\$647,610	718	789	2,709	\$902	\$821	\$239
Pathways Substance Abuse	\$105,975	157	151	478	\$675	\$702	\$222
Saginaw County Department of Public Health	\$190,820	250	0	793	\$763	N/A	\$241
Southeast MI Comm. Alliance	\$731,117	1,547	1,442	8,771	\$473	\$507	\$83
St. Clair County CMH	\$208,467	242	242	775	\$861	\$861	\$269
Washtenaw Community Health Org	\$518,245	0	366	2,257	N/A	\$1,416	\$230
Western U.P Sub. Abuse	\$76,825	4	4	8	\$19,206	\$19,206	\$9,603
Salvation Army Harbor Light	\$786,137	1,411	1,344	5,127	N/A	N/A	N/A
Statewide Totals	\$8,885,075	11,338	11,060	48,561	\$784	\$803	\$183

Note: N/A means that there were no clients served and rates could not be calculated.

Michigan Department of Community Health, Behavioral Health and Development Disabilities Administration
Report to the Legislature for Fiscal Year 2013
Expenditures and Clients Served in Residential Service Category

Agency	Total Expenditures	Client Admissions	Unduplicated Clients	Units of Service	Expenditures Per Admission	Expenditures Per Client	Expenditures Per Unit
Bay Arenac Behavioral Health/Riverhaven	\$999,208	426	711	17,619	\$2,346	\$1,405	\$57
CMH Clinton, Eaton, Ingham Counties	\$1,938,530	987	921	31,339	\$1,964	\$2,105	\$62
Genesee Health System	\$2,693,037	737	886	46,668	\$3,654	\$3,040	\$58
Institute of Population Health	\$9,248,002	2,678	2,950	90,413	\$3,453	\$3,135	\$102
Kalamazoo CMH	\$419,403	516	516	7,089	\$813	\$813	\$59
Lakeshore Coordinating Council	\$1,066,677	455	488	13,553	\$2,344	\$2,186	\$79
Macomb County CMH	\$2,202,155	1,100	1,049	30,127	\$2,002	\$2,099	\$73
Network 180	\$1,228,374	520	486	9,114	\$2,362	\$2,528	\$135
Northern MI Sub Abuse	\$3,479,111	809	926	31,654	\$4,301	\$3,757	\$110
Oakland County Health Div	\$2,538,233	1,006	1,642	18,960	\$2,523	\$1,546	\$134
Pathways Substance Abuse	\$1,274,436	395	364	17,270	\$3,226	\$3,501	\$74
Saginaw County Department of Public Health	\$853,840	344	0	9,008	\$2,482	N/A	\$95
Southeast MI Comm. Alliance	\$3,417,954	1,352	1,307	47,753	\$2,528	\$2,615	\$72
St. Clair County CMH	\$766,915	343	303	4,990	\$2,236	\$2,531	\$154
Washtenaw Community Health Org	\$592,617	36	208	2,254	\$16,462	\$2,849	\$263
Western U.P Sub. Abuse	\$349,270	196	203	6,388	\$1,782	\$1,721	\$55
Salvation Army Harbor Light	\$1,838,316	302	291	7,016	\$6,087	\$6,317	\$262
Statewide Totals	\$34,906,078	12,202	13,251	391,215	\$2,861	\$2,634	\$89

Note: N/A means that there were no clients served and rates could not be calculated.

Michigan Department of Community Health, Behavioral Health and Developmental Disabilities Administration
Report to the Legislature for Fiscal Year 2013
BABH/Riverhaven Coordinating Agency

Service Category / Provider	Community Grant	Medicaid	Adult Benefit Waiver-Gross Federal & State From CA/PIHP(s)	MIChild (Federal Share Only)	State Disability Assistance	Fees	Local	Federal	Other	Total Revenues/ Expenditures	Admissions
General Administration											
CA Admin	\$67,923	\$71,824	\$8,119	\$0	\$0	\$0	\$0	\$0	\$60,830	\$208,696	
General Administration Totals	\$67,923	\$71,824	\$8,119	\$0	\$0	\$0	\$0	\$0	\$60,830	\$208,696	
Access Management System											
BABH-AAM Access Center	\$20,135	\$20,716	\$1,488	\$0	\$0	\$0	\$0	\$0	\$0	\$42,339	
AMS Totals	\$20,135	\$20,716	\$1,488	\$0	\$0	\$0	\$0	\$0	\$0	\$42,339	
Intensive Outpatient Treatment											
N/A	\$0	\$0	\$0	\$0	\$0	\$0	\$0	\$0	\$0	\$0	
IOP Totals	\$0	\$0	\$0	\$0	\$0	\$0	\$0	\$0	\$0	\$0	0
Outpatient											
Bay Psychological Associates	\$42,017	\$62,979	\$6,829	\$871	\$0	\$2,295	\$2,716	\$0	\$0	\$117,707	56.00
Catholic Charities of Shiaw and Genesee Counties	\$93,705	\$31,597	\$410	\$0	\$0	\$3,418	\$317	\$0	\$0	\$129,448	233.00
CEI/House of Commons	\$380	\$0	\$0	\$0	\$0	\$0	\$0	\$0	\$0	\$380	1.00
Cherry Street - South Side Clinic Kent Inc.	\$14,300	\$19,347	\$1,563	\$0	\$0	\$0	\$196	\$0	\$0	\$35,405	12.00
Sacred Heart Rehab/Clearview Substance Abuse	\$0	\$100	\$0	\$0	\$0	\$0	\$0	\$0	\$0	\$100	0.00
Kairos Healthcare Family Care Center - Sag Washington	\$385	\$2,155	\$0	\$0	\$0	\$0	\$0	\$0	\$0	\$2,540	0.00
Kairos Saginaw Healthcare, Inc. - Fayette	\$793	\$100	\$0	\$0	\$0	\$0	\$0	\$0	\$0	\$893	0.00
List Psychological Services, PLC-Bay Washington	\$11,226	\$16,271	\$0	\$0	\$0	\$483	\$0	\$0	\$0	\$27,980	65.00
List Psychological Services, PLC-Bay Wilder	\$8,929	\$3,897	\$0	\$0	\$0	\$4,058	\$0	\$0	\$0	\$16,884	19.00
List Psychological Services, PLC-Caro	\$55,132	\$43,513	\$6,548	\$0	\$0	\$13,161	\$205	\$0	\$0	\$118,559	153.00
List Psychological Services, PLC-Pigeon	\$22,391	\$6,973	\$385	\$0	\$0	\$163	\$130	\$0	\$0	\$30,041	79.00
Michigan Therapeutic Consultants-Meth	\$0	\$1,058	\$0	\$0	\$0	\$0	\$0	\$0	\$0	\$1,058	2.00
New Light Consultants - Tuscola	\$16,278	\$341	\$0	\$0	\$0	\$0	\$0	\$0	\$0	\$16,619	35.00
North Kent Guidance Services, LLC	\$32,567	\$15,765	\$664	\$0	\$0	\$951	\$0	\$0	\$0	\$49,947	98.00
Recovery Pathways	\$42,445	\$28,855	\$8,729	\$0	\$0	\$0	\$0	\$0	\$0	\$80,029	79.00
Sacred Heart Rehabilitation Center, Inc.	\$185	\$100	\$0	\$0	\$0	\$0	\$0	\$0	\$0	\$285	0.00
Sacred Heart Rehabilitation Center, Inc. - Bay City	\$123,599	\$74,972	\$14,241	\$0	\$0	\$5,191	\$847	\$0	\$0	\$218,850	281.00
Sag Valley Ctrs, Inc./DOT Caring Ctrs, Inc.-Saginaw	\$14,917	\$25,910	\$1,989	\$0	\$0	\$2,399	\$0	\$0	\$0	\$45,214	56.00
Sag Valley Ctrs, Inc./DOT Caring Ctrs, Inc.-Freeland	\$3,090	\$1,340	\$300	\$0	\$0	\$500	\$0	\$0	\$0	\$5,230	0.00
Sag Valley Ctrs, Inc./DOT Caring Ctrs, Inc.-Shiaw	\$22,025	\$33,876	\$8,849	\$0	\$0	\$661	\$0	\$0	\$0	\$65,411	103.00
Sterling Area Health Center	\$22,369	\$23,499	\$3,292	\$0	\$0	\$2,295	\$57	\$0	\$0	\$51,512	100.00
Taylor Life Center Counseling Services	\$9,978	\$8,058	\$269	\$0	\$0	\$785	\$0	\$0	\$0	\$19,090	32.00
Turning Point (LTR)	\$200	\$200	\$0	\$0	\$0	\$0	\$0	\$0	\$0	\$400	0.00
Victory Clinical Services-Ingham-Meth	\$5,620	\$11,841	\$535	\$0	\$0	\$1,418	\$0	\$0	\$0	\$19,414	3.00
Victory Clinical Services-Saginaw-Meth	\$55,286	\$149,341	\$15,178	\$0	\$0	\$8,639	\$0	\$0	\$0	\$228,444	33.00
Wedgwood Christian Services - Montcalm	\$740	\$16,538	\$0	\$0	\$0	\$0	\$0	\$0	\$0	\$17,278	29.00
Riverhaven Coordinating Agency - My Outcome	\$1,828	\$2,842	\$482	\$0	\$0	\$0	\$0	\$0	\$0	\$5,152	0.00
OP Totals	\$600,384	\$581,466	\$70,264	\$871	\$0	\$46,416	\$4,469	\$0	\$0	\$1,303,869	1,469

Service Category / Provider	Community Grant	Medicaid	Adult Benefit Waiver-Gross Federal & State From CA/PIHP(s)	MIChild (Federal Share Only)	State Disability Assistance	Fees	Local	Federal	Other	Total Revenues/Expenditures	Admissions
Case Management											
Bay Psychological Associates	\$0	\$30	\$0	\$0	\$0	\$0	\$0	\$0	\$0	\$30	0.00
Catholic Charities of Shiawassee Counties	\$765	\$210	\$0	\$0	\$0	\$0	\$0	\$0	\$0	\$975	0.00
Sag Valley Ctrs, Inc./DOT Caring Ctrs, Inc.-Saginaw	\$30	\$30	\$0	\$0	\$0	\$0	\$0	\$0	\$0	\$60	0.00
List Psychological Services, PLC - CARO	\$180	\$0	\$0	\$0	\$0	\$0	\$0	\$0	\$0	\$180	0.00
North Kent Guidance Services, LLC	\$248	\$90	\$0	\$0	\$0	\$0	\$0	\$0	\$0	\$338	0.00
Sacred Heart Rehabilitation Center, Inc. - Bay City	\$548	\$132	\$15	\$0	\$0	\$0	\$0	\$0	\$0	\$695	0.00
Taylor Life Center Counseling Services	\$15	\$15	\$0	\$0	\$0	\$0	\$0	\$0	\$0	\$30	0.00
Victory Clinical Services - Saginaw - Meth	\$990	\$3,953	\$105	\$0	\$0	\$0	\$0	\$0	\$0	\$5,048	0.00
Case Management Totals	\$2,775	\$4,460	\$120	\$0	\$0	\$0	\$0	\$0	\$0	\$7,355	0
Early Intervention											
Catholic Charities of Shiawassee Counties	\$755	\$245	\$0	\$0	\$0	\$0	\$0	\$0	\$0	\$1,000	0.00
List Psychological Services, PLC - CARO	\$6,481	\$2,697	\$356	\$0	\$0	\$0	\$0	\$0	\$0	\$9,534	0.00
List Psychological Services, PLC - Pigeon	\$629	\$45	\$0	\$0	\$0	\$0	\$0	\$0	\$0	\$674	0.00
New Light Consultants	\$880	\$154	\$0	\$0	\$0	\$0	\$0	\$0	\$0	\$1,034	0.00
Sacred Heart Rehabilitation Center, Inc. - Bay City	\$1,553	\$315	\$0	\$0	\$0	\$0	\$0	\$0	\$0	\$1,868	0.00
Early Intervention Totals	\$10,298	\$3,456	\$356	\$0	\$0	\$0	\$0	\$0	\$0	\$14,110	0
Recovery Support											
Bay Psychological Associates	\$2,014	\$9,032	\$1,150	\$0	\$0	\$0	\$0	\$0	\$0	\$12,196	0.00
Catholic Charities of Shiawassee Counties	\$1,144	\$992	\$0	\$0	\$0	\$0	\$0	\$0	\$0	\$2,136	0.00
Sag Valley Ctrs, Inc./DOT Caring Ctrs, Inc.-Saginaw	\$25	\$25	\$0	\$0	\$0	\$0	\$0	\$0	\$0	\$50	0.00
Sag Valley Ctrs, Inc./DOT Caring Ctrs, Inc.-Freeland	\$1,281	\$500	\$273	\$0	\$0	\$0	\$0	\$0	\$0	\$2,054	0.00
List Psychological Services, PLC - Bay Washington	\$3,117	\$6,140	\$0	\$0	\$0	\$0	\$0	\$0	\$0	\$9,257	0.00
List Psychological Services, PLC - CARO	\$8,926	\$12,909	\$1,502	\$0	\$0	\$0	\$0	\$0	\$0	\$23,337	0.00
North Kent Guidance Services, LLC	\$286	\$375	\$0	\$0	\$0	\$0	\$0	\$0	\$0	\$661	0.00
Sacred Heart Rehabilitation Center, Inc. - Bay City	\$2,123	\$982	\$154	\$0	\$0	\$0	\$0	\$0	\$0	\$3,259	0.00
Victory Clinical Services - Saginaw - Meth	\$825	\$3,293	\$50	\$0	\$0	\$0	\$0	\$0	\$0	\$4,168	0.00
Wedgwood Christian Services - Montcalm (Bulding Infrastructure rec supp)	\$25,812	\$0	\$0	\$0	\$0	\$0	\$0	\$0	\$0	\$25,812	0.00
Recovery Support Totals	\$45,553	\$34,247	\$3,129	\$0	\$0	\$0	\$0	\$0	\$0	\$82,929	0
Methadone											
Cherry Street - South Side Clinic Kent Inc.	\$41,910	\$50,636	\$3,567	\$0	\$0	\$0	\$0	\$0	\$0	\$96,113	0.00
Michigan Therapeutic Consultants - Meth	\$0	\$2,112	\$0	\$0	\$0	\$0	\$0	\$0	\$0	\$2,112	0.00
Victory Clinical Services - Ingham - Meth	\$9,357	\$27,831	\$647	\$0	\$0	\$0	\$0	\$0	\$0	\$37,834	0.00
Victory Clinical Services - Saginaw - Meth	\$56,097	\$146,238	\$15,523	\$0	\$0	\$0	\$0	\$0	\$0	\$217,858	0.00
Methadone Totals	\$107,364	\$226,816	\$19,737	\$0	\$0	\$0	\$0	\$0	\$0	\$353,917	0
Detox											
Ten Sixteen Treatment Centers - Isabella/H.G. Swift Counseling Services	\$6,125	\$5,250	\$1,250	\$0	\$0	\$0	\$0	\$0	\$0	\$12,625	14.00
Saginaw Valley Centers, Inc./DOT Caring Centers, Inc. - Freeland	\$153,144	\$52,147	\$11,510	\$0	\$0	\$2,039	\$0	\$0	\$0	\$218,840	312.00
CEI CMH/Recovery Center - Ingham	\$3,438	\$1,960	\$0	\$0	\$0	\$0	\$0	\$0	\$0	\$5,398	9.00
Sacred Heart Rehabilitation Center, Inc. - Macomb	\$20,967	\$13,269	\$190	\$0	\$0	\$0	\$0	\$0	\$0	\$34,426	69.00
Heathsource of Saginaw (LOA crisis detox)	\$0	\$2,146	\$0	\$0	\$0	\$0	\$0	\$0	\$0	\$2,146	4.00
Detox Totals	\$183,674	\$74,772	\$12,950	\$0	\$0	\$2,039	\$0	\$0	\$0	\$273,435	408

Service Category / Provider	Community Grant	Medicaid	Adult Benefit Waiver-Gross Federal & State From CAPIHP(s)	MIChild (Federal Share Only)	State Disability Assistance	Fees	Local	Federal	Other	Total Revenues/Expenditures	Admissions
Residential											
Ten Sixteen Treatment Centers - Isabella/H.G. Swift Counseling Services	\$1,020	\$0	\$0	\$0	\$0	\$0	\$0	\$0	\$0	\$1,020	0.00
Ten Sixteen Treatment Centers - Midland	\$11,876	\$4,200	\$1,680	\$0	\$0	\$0	\$0	\$0	\$0	\$17,756	9.00
Sacred Heart Rehab/Clearview Substance Abuse	\$160	\$700	\$0	\$0	\$0	\$0	\$0	\$0	\$0	\$860	2.00
Saginaw Valley Centers, Inc./DOT Caring Centers, Inc. - Freeland	\$350,962	\$85,999	\$23,146	\$0	\$2,758	\$710	\$0	\$0	\$0	\$463,575	248.00
CEI CMH/Recovery Center - Ingham	\$560	\$0	\$0	\$0	\$0	\$0	\$0	\$0	\$0	\$560	0.00
Kairos Healthcare Family Care Center - Saginaw Washington	\$33,682	\$119,316	\$0	\$4,051	\$0	\$5,613	\$498	\$0	\$0	\$163,160	34.00
Kairos Saginaw Healthcare, Inc. - Fayette	\$40,955	\$13,853	\$0	\$0	\$0	\$0	\$0	\$0	\$0	\$54,808	13.00
Our Hope Association	\$5,000	\$4,860	\$2,430	\$0	\$0	\$0	\$0	\$0	\$0	\$12,290	2.00
Pine Rest - Jellema	\$16,622	\$23,754	\$0	\$0	\$0	\$0	\$0	\$0	\$0	\$40,376	6.00
Pine Rest - Freedom	\$1,196	\$7,762	\$0	\$0	\$0	\$0	\$0	\$0	\$0	\$8,959	3.00
Sacred Heart Rehabilitation Center, Inc. - Macomb	\$112,027	\$49,549	\$2,939	\$0	\$2,941	\$0	\$0	\$0	\$0	\$167,456	92.00
Turning Point	\$3,058	\$3,228	\$0	\$0	\$0	\$0	\$0	\$0	\$0	\$6,286	4.00
Wedgwood Kent Christian Services	\$2,103	\$30,800	\$0	\$0	\$0	\$0	\$0	\$0	\$0	\$32,903	4.00
Wolverine Human Service, Inc.	\$1,220	\$27,980	\$0	\$0	\$0	\$0	\$0	\$0	\$0	\$29,200	2.00
Residential Totals	\$580,442	\$372,001	\$30,195	\$4,051	\$5,699	\$6,323	\$498	\$0	\$0	\$999,208	419
Prevention											
Sacred Heart Rehabilitation Center, Inc. - Bay City	\$19,316	\$0	\$0	\$0	\$0	\$0	\$11,633	\$0	\$0	\$30,949	
Bay Regional Medical Center / Neighborhood Resource Center	\$66,203	\$0	\$0	\$0	\$0	\$0	\$16,394	\$0	\$0	\$82,597	
The Boys & Girls Clubs of Bay County, Inc.	\$49,205	\$0	\$0	\$0	\$0	\$0	\$17,089	\$0	\$0	\$66,294	
Catholic Charities of Shiawassee and Genesee Counties	\$128,521	\$0	\$0	\$0	\$0	\$0	\$275	\$0	\$0	\$128,796	
Huron County Health Department	\$0	\$0	\$0	\$0	\$0	\$0	\$114,057	\$0	\$0	\$114,057	
List Psychological Services, PLC-Tuscola	\$62,681	\$0	\$0	\$0	\$0	\$0	\$5,100	\$0	\$0	\$67,781	
Cherry Street - South Side Clinic Kent Inc.	\$14,515	\$0	\$0	\$0	\$0	\$0	\$95,505	\$0	\$0	\$110,020	
Shiawassee County Circuit Court - Family Division	\$11,276	\$0	\$0	\$0	\$0	\$0	\$5,044	\$0	\$0	\$16,320	
Sterling Area Health Center	\$48,454	\$0	\$0	\$0	\$0	\$0	\$20,488	\$0	\$0	\$68,942	
Ten Sixteen Treatment Centers - Midland	\$0	\$0	\$0	\$0	\$0	\$0	\$20,690	\$0	\$0	\$20,690	
Bay Psychological Associates (Recovery Event)	\$0	\$0	\$0	\$0	\$0	\$0	\$750	\$0	\$0	\$750	
Saginaw Valley Centers, Inc. / DOT Caring Centers, Inc.-Saginaw (Recovery Event)	\$0	\$0	\$0	\$0	\$0	\$0	\$1,000	\$0	\$0	\$1,000	
Recovery Pathways (recovery event)	\$0	\$0	\$0	\$0	\$0	\$0	\$750	\$0	\$0	\$750	
Wedgwood Christian Services - Montcalm	\$0	\$0	\$0	\$0	\$0	\$0	\$2,096	\$0	\$0	\$2,096	
Cherry Street - South Side Clinic Kent Inc.	\$0	\$0	\$0	\$0	\$0	\$0	\$2,683	\$0	\$0	\$2,683	
Connecticut Community for Addictions (training manuals)	\$0	\$0	\$0	\$0	\$0	\$0	\$880	\$0	\$0	\$880	
Saginaw Unity Club (recovery event)	\$0	\$0	\$0	\$0	\$0	\$0	\$100	\$0	\$0	\$100	
Freeman & Assoc Consulting - (speaker for training)	\$0	\$0	\$0	\$0	\$0	\$0	\$3,000	\$0	\$0	\$3,000	
CML Marketing Communications (Media Campaign - Prevention Related)	\$0	\$0	\$0	\$0	\$0	\$0	\$40,000	\$0	\$0	\$40,000	
Prevention Totals	\$400,172	\$0	\$0	\$0	\$0	\$0	\$357,533	\$0	\$0	\$757,705	
Other Services											
Sacred Heart Rehab Center, Inc. - Bay City (Communicable Disease)	\$0	\$0	\$0	\$0	\$0	\$0	\$13,823	\$0	\$0	\$13,823	
Cherry Street - South Side Clinic Kent Inc. (Building Infrastructure rec supp)	\$0	\$0	\$0	\$0	\$0	\$0	\$16,575	\$0	\$0	\$16,575	
North Kent Guidance Services, LLC (Building Infrastructure recov support)	\$0	\$0	\$0	\$0	\$0	\$0	\$14,305	\$0	\$0	\$14,305	
Wedgwood Christian Services - Montcalm (Building Infrastructure rec supp)	\$0	\$0	\$0	\$0	\$0	\$0	\$31,022	\$0	\$0	\$31,022	
Goldie Wood - Celebrate Recovery event	\$0	\$0	\$0	\$0	\$0	\$0	\$3,375	\$0	\$0	\$3,375	
Other Services Totals	\$0	\$0	\$0	\$0	\$0	\$0	\$79,100	\$0	\$0	\$79,100	0

Service Category / Provider	Community Grant	Medicaid	Adult Benefit Waiver-Gross Federal & State From CA/PIHP(s)	MIChild (Federal Share Only)	State Disability Assistance	Fees	Local	Federal	Other	Total Revenues/ Expenditures	Admissions
Grand Totals	\$2,018,719	\$1,389,758	\$146,357	\$4,922	\$5,699	\$54,778	\$441,599	\$0	\$60,830	\$4,122,662	2,296

Notes:

Case Management, Early Intervention, Recovery Support admissions and unduplicated client recorded under outpatient

Methadone admission and unduplicated reported under outpatient

Outpatient BSAAS (Block Grant) includes ABW Funded by Block Grant in the amount of \$13,562

Early Intervention BSAAS (Block Grant) includes ABW Funded by Block Grant in the amount of \$179

Recovery Support Services BSAAS (Block Grant) includes ABW Funded by Block Grant in the amount of \$163

Methadone BSAAS (Block Grant) includes ABW Funded by Block Grant in the amount of \$9,581

Detox BSAAS (Block Grant) includes ABW Funded by Block Grant in the amount of \$1,068

Residential BSAAS (Block Grant) includes ABW Funded by Block Grant in the amount of \$5,741

Residential BSAAS (Block Grant) includes MIChild Funded by Block Grant in the amount of \$1,515

Local Funding Column is off due to rounding

Total Funding Column is off due to rounding

Michigan Department of Community Health, Behavioral Health and Developmental Disabilities Administration
Report to the Legislature for Fiscal Year 2013
Community Mental Health Authority of Clinton, Eaton, & Ingham Counties

Service Category / Provider	Community Grant	Medicaid	Adult Benefit Waiver-Gross Federal & State From CAV/PIHP(s)	MIChild (Federal Share Only)	State Disability Assistance	Fees	Local	Federal	Other	Total Revenues/Expenditures	Admissions
General Administration											
CA Administration	\$498,253	\$168,008	\$26,000	\$0	\$0	\$0	\$11,699	\$66,490	\$0	\$770,450	
CA Administration - program services	\$61,202	\$0	\$0	\$0	\$0	\$0	\$0	\$0	\$0	\$61,202	
CA Administration - prevention	\$19,407	\$0	\$0	\$0	\$0	\$0	\$0	\$0	\$0	\$19,407	
Access Management System	\$578,862	\$168,008	\$26,000	\$0	\$0	\$0	\$11,699	\$66,490	\$0	\$851,059	
Access Management System											
Utilization Management	\$122,659	\$109,692	\$0	\$0	\$0	\$0	\$0	\$0	\$0	\$232,352	
Intensive Outpatient Treatment	\$122,659	\$109,692	\$0	\$0	\$0	\$0	\$0	\$0	\$0	\$232,352	
Intensive Outpatient Treatment											
N/A	\$0	\$0	\$0							\$0	
Outpatient	\$0	\$0	\$0	\$0	\$0	\$0	\$0	\$0	\$0	\$0	0
Outpatient											
Addiction Solutions - Alma Office	\$62,196	\$40,000	\$4,740	\$0	\$0	\$21,533	\$32,000	\$0	\$0	\$160,469	256
Arbor Circle/PROST	\$103,382	\$40,292	\$0	\$0	\$0	\$117,625	\$141,184	\$0	\$11,700	\$414,183	272
Allegiance Treatment formerly BW JX	\$122,173	\$133,344	\$13,927	\$700	\$0	\$3,964	\$311	\$0	\$0	\$274,418	477
Child & Family Charities	\$87,770	\$55,000	\$0	\$650	\$0	\$13,663	\$70,010	\$0	(\$9,076)	\$218,017	166
Cristo Rey	\$108,753	\$55,340	\$12,440	\$0	\$0	\$7,911	\$296	\$0	\$685	\$185,425	365
CSATP-CATS	\$245,387	\$0	\$0	\$0	\$0	\$0	\$128,880	\$0	\$0	\$374,267	481
CSATP-Clinton County	\$104,593	\$23,867	\$1,000	\$0	\$0	\$1,477	\$51,191	\$0	\$11,265	\$193,393	112
CSATP - Recovery Center	\$23,230	\$7,015	\$0	\$0	\$0	\$0	\$0	\$0	\$0	\$30,245	0
Barry Eaton Health Department	\$207,817	\$40,000	\$1,000	\$1,058	\$0	\$82,872	\$428,274	\$0	\$83,642	\$844,664	497
FSCA - Born Free	\$94,941	\$88,087	\$1,000	\$0	\$0	\$1,451	\$7,415	\$0	\$3,739	\$196,633	294
Cherry Street Services Southside Health Center	\$4,816	\$10,860	\$0	\$0	\$0	\$1,242	\$278	\$0	\$0	\$17,196	36
Ionia County Sub. Abuse Initiative (Public Health)	\$49,210	\$11,375	\$1,425	\$88	\$0	\$0	\$120,317	\$0	\$716	\$183,132	146
Two Rivers - Ionia Public Health	\$19,455	\$7,515	\$2,720	\$0	\$0	\$0	\$0	\$0	\$0	\$29,690	39
Comprehensive Recovery Services, Inc.	\$27,980	\$1,835	\$115	\$0	\$0	\$0	\$0	\$0	\$0	\$29,930	39
Kairos Healthcare	\$345	\$230	\$0	\$0	\$0	\$0	\$0	\$0	\$0	\$575	0
Kairos Healthcare - Mens	\$0	\$345	\$0	\$0	\$0	\$0	\$0	\$0	\$0	\$345	0
McCullough Vargas Hillsdale	\$65,788	\$53,000	\$500	\$0	\$0	\$8,168	\$44,021	\$0	\$0	\$171,476	240
National Council on Alcoholism	\$97,423	\$70,198	\$19,610	\$0	\$0	\$82,670	\$93,750	\$0	\$66,338	\$429,990	371
Allegiance Recovery formerly Washington Way	\$94,646	\$20,404	\$0	\$0	\$0	\$323	\$1,435	\$0	\$0	\$116,807	143
Sacred Heart Clearview	\$115	\$690	\$0	\$0	\$0	\$0	\$0	\$0	\$0	\$805	0
Victory Clinic Lansing	\$20,017	\$219,377	\$48,096	\$0	\$0	\$11,449	\$27,070	\$0	\$9,597	\$335,605	486
Victory Clinic III Jackson	\$19,527	\$198,535	\$9,767	\$0	\$0	\$7,083	\$8,374	\$0	\$0	\$243,285	197
Red Cedar	\$0	\$0	\$0	\$0	\$0	\$0	\$1,920	\$0	\$0	\$1,920	12
OP Totals	\$1,559,563	\$1,077,308	\$116,340	\$2,496	\$0	\$361,430	\$1,156,726	\$0	\$178,606	\$4,452,469	4629

Service Category / Provider	Community Grant	Medicaid	Adult Benefit Waiver-Gross Federal & State From CA/PIHP(s)	MIChild (Federal Share Only)	State Disability Assistance	Fees	Local	Federal	Other	Total Revenues/ Expenditures	Admissions
Case Management											
Addiction Solutions - Alma Office	\$30,900	\$0	\$0	\$0	\$0	\$0	\$0	\$0	\$639	\$31,539	2
Arbor Circle/PROST	\$14,991	\$0	\$0	\$0	\$0	\$0	\$0	\$0	\$0	\$14,991	0
Cristo Rey	\$55,459	\$0	\$0	\$0	\$0	\$0	\$0	\$0	\$0	\$55,459	0
Child & Family Charities	\$0	\$0	\$0	\$0	\$0	\$0	\$24,840	\$0	\$0	\$24,840	0
CSATP - Clinton County	\$900	\$0	\$0	\$0	\$0	\$0	\$0	\$0	\$0	\$900	0
CSATP - Jail Case Management	\$0	\$0	\$0	\$0	\$0	\$0	\$97,649	\$0	\$0	\$97,649	Notes
ESAP	\$42,756	\$0	\$0	\$0	\$0	\$0	\$2,625	\$0	\$0	\$45,381	0
FSCA Born Free	\$46,535	\$0	\$0	\$0	\$0	\$0	\$12,192	\$0	\$692	\$59,418	0
Highfields - Clinton County Wraparound	\$0	\$0	\$0	\$0	\$0	\$0	\$11,184	\$0	\$0	\$11,184	Notes
Ionia County Public Health	\$14,405	\$0	\$0	\$0	\$0	\$0	\$0	\$0	\$0	\$14,405	0
Two Rivers - Ionia Public Health	\$10,901	\$0	\$0	\$0	\$0	\$0	\$0	\$0	\$0	\$10,901	0
Ionia CMH	\$40,850	\$0	\$0	\$0	\$0	\$0	\$1,560	\$0	\$29,671	\$72,081	Notes
Jackson Home of New Vision	\$52,500	\$0	\$0	\$0	\$0	\$0	\$52,877	\$0	\$0	\$105,377	Notes
McCullough Vargas Hillsdale	\$51,346	\$0	\$0	\$0	\$0	\$0	\$0	\$0	\$0	\$51,346	0
Michigan Jobs Commission	\$0	\$0	\$0	\$0	\$0	\$0	\$25,571	\$0	\$0	\$25,571	Notes
Carefree Clinic	\$0	\$0	\$0	\$0	\$0	\$0	\$65,000	\$0	\$48	\$65,048	Notes
Victory Clinic Lansing	\$25,659	\$0	\$0	\$0	\$0	\$0	\$0	\$0	\$3	\$25,662	Notes
Victory Clinic III Jackson	\$17,105	\$0	\$0	\$0	\$0	\$0	\$0	\$0	\$0	\$17,105	Notes
Wellness InX	\$0	\$0	\$0	\$0	\$0	\$0	\$283,839	\$0	\$0	\$283,839	Notes
Case Management Totals	\$404,307	\$0	\$0	\$0	\$0	\$0	\$577,336	\$0	\$31,051	\$1,012,694	2
Early Intervention										\$0	
N/A	\$0	\$0	\$0	\$0	\$0	\$0	\$0	\$0	\$0	\$0	0
Early Intervention Totals	\$0	\$0	\$0	\$0	\$0	\$0	\$0	\$0	\$0	\$0	0
Recovery Support											
Jackson Home of New Vision	\$17,500	\$0	\$0	\$0	\$0	\$0	\$17,625	\$25,500	\$0	\$60,625	Notes
Bridgeway Foote/Jackson Drug Court	\$0	\$0	\$0	\$0	\$0	\$0	\$1,320	\$0	\$0	\$1,320	Notes
Center for Family Health	\$0	\$0	\$0	\$0	\$0	\$0	\$0	\$13,761	\$0	\$13,761	Notes
Jackson County Circuit Court	\$0	\$0	\$0	\$0	\$0	\$0	\$0	\$176,896	\$0	\$176,896	Notes
FSCA - Born Free Drug Court	\$0	\$0	\$0	\$0	\$0	\$0	\$1,200	\$0	\$0	\$1,200	Notes
Washington Way Drug Court	\$0	\$0	\$0	\$0	\$0	\$0	\$1,440	\$8,300	\$0	\$9,740	Notes
McCullough Vargas Hillsdale	\$0	\$0	\$0	\$0	\$0	\$0	\$6,390	\$0	\$0	\$6,390	Notes
McCullough Vargas Hope House Women's	\$0	\$0	\$0	\$0	\$0	\$0	\$14,000	\$0	\$0	\$14,000	Notes
Barry Eaton Health Dept -Peer Support Pilot	\$0	\$0	\$0	\$0	\$0	\$0	\$8,905	\$0	\$0	\$8,905	Notes
Recovery Support Totals	\$17,500	\$0	\$0	\$0	\$0	\$0	\$50,881	\$224,456	\$0	\$292,837	0
Methadone											
Sacred Heart Clearview	\$479	\$2,791	\$181	\$0	\$0	\$0	\$22	\$0	\$0	\$3,473	0
Cherry Street Services	\$0	\$36,511	\$500	\$0	\$0	\$0	\$19,121	\$0	\$0	\$56,132	0
Victory Clinic - Lansing	\$107,018	\$498,148	\$99,557	\$0	\$0	\$0	\$0	\$0	\$0	\$704,723	0
Victory Clinic III - Jackson	\$35,266	\$284,265	\$22,490	\$0	\$0	\$0	\$0	\$0	\$0	\$342,021	0
Red Cedar	\$0	\$1,082	\$0	\$0	\$0	\$0	\$1,071	\$0	\$0	\$2,153	0
Methadone Totals				\$0	\$0	\$0	\$20,214	\$0	\$0	\$1,108,502	0
Detox											
Sacred Heart Memphis	\$10,132	\$26,995	\$0	\$0	\$0	\$0	\$11,222	\$0	\$0	\$48,348	63
Allegiance Recovery formerly Washington Way	\$76,225	\$74,200	\$0	\$0	\$0	\$0	\$114,019	\$0	\$0	\$264,444	286
CSATP - Recovery Center	\$87,562	\$62,873	\$115	\$0	\$0	\$0	\$308,839	\$0	\$88,639	\$548,029	351
Salvation Army Turning Point	\$5,583	\$8,933	\$0	\$0	\$0	\$0	\$0	\$0	\$0	\$14,516	16
Holy Cross Youth and Family Services	\$0	\$1,950	\$0	\$0	\$0	\$0	\$0	\$0	\$0	\$1,950	2
Detox Totals	\$179,502	\$174,950	\$115	\$0	\$0	\$0	\$434,080	\$0	\$88,639	\$877,286	718

Service Category / Provider	Community Grant	Medicaid	Adult Benefit Waiver-Gross Federal & State From CA/PIHP(s)	MIChild (Federal Share Only)	State Disability Assistance	Fees	Local	Federal	Other	Total Revenues/ Expenditures	Admissions
Residential											
Sacred Heart Clearview	\$134,721	\$120,076	\$0	\$0	\$0	\$365	\$4,405	\$0	\$0	\$259,567	121
CSATP - House of Commons Birchtree	\$208,881	\$35,270	\$0	\$0	\$60,407	\$7,194	\$61,921	\$0	\$61,235	\$434,908	179
CSATP Recovery Center	\$14,787	\$5,112	\$0	\$0	\$0	\$0	\$0	\$0	\$0	\$19,899	57
Holy Cross Men's	\$9,576	\$30,894	\$0	\$0	\$0	\$0	\$9,576	\$0	\$0	\$50,046	16
Holy Cross Youth and Family Services	\$38,169	\$262,743	\$0	\$7,800	\$0	\$0	\$5,680	\$0	\$0	\$314,392	62
NCA Glass House	\$150,188	\$56,276	\$0	\$0	\$31,915	\$12,191	\$56,917	\$0	\$2,631	\$310,117	88
NCA Holden House	\$216,805	\$34,713	\$0	\$0	\$38,043	\$12,696	\$65,686	\$0	\$0	\$367,943	103
Salvation Army Turning Point	\$11,397	\$10,976	\$0	\$0	\$0	\$0	\$0	\$0	\$0	\$22,373	16
Allegiance Recovery formerly Washington Way	\$54,515	\$45,156	\$0	\$0	\$0	\$0	\$32,115	\$0	\$0	\$131,786	212
Summit-Van Andel Wedgewood Christian Svs	\$0	\$17,498	\$0	\$0	\$0	\$0	\$0	\$0	\$0	\$17,498	2
NCA/LRA Sober Center HUD Grant	\$0	\$0	\$0	\$0	\$0	\$0	\$10,000	\$0	\$0	\$10,000	Notes
Residential Totals	\$839,038	\$618,714	\$0	\$7,800	\$130,365	\$32,446	\$246,301	\$0	\$63,866	\$1,938,530	856
Prevention											
										\$0	
Cristo Rey	\$60,836	\$0	\$0	\$0	\$0	\$0	\$25,475	\$0	\$397	\$86,708	
FSCA - FTOP	\$0	\$0	\$0	\$0	\$0	\$4,180	\$23,936	\$0	\$0	\$28,116	
FSCA - Breakout	\$0	\$0	\$0	\$0	\$0	\$5,643	\$70,060	\$0	\$12,764	\$88,467	
Child Advocacy - Gratiot County	\$75,382	\$0	\$0	\$0	\$0	\$0	\$14,549	\$0	\$0	\$89,931	
Jackson United Way	\$103,677	\$0	\$0	\$0	\$0	\$0	\$16,624	\$124,476	\$6,480	\$251,257	
Ionia Public Health	\$70,599	\$0	\$0	\$0	\$0	\$0	\$22,719	\$0	\$0	\$93,318	
McCullough Vargas - Hillsdale	\$73,059	\$0	\$0	\$0	\$0	\$915	\$15,638	\$0	\$0	\$89,612	
Newaygo RESA	\$85,500	\$0	\$0	\$0	\$0	\$0	\$16,280	\$0	\$0	\$101,780	
PPS/EISD	\$444,750	\$0	\$0	\$0	\$0	\$0	\$184,846	\$0	\$4,547	\$634,143	
Gratiot County Collaborative (MPCB)	\$0	\$0	\$0	\$0	\$0	\$0	\$1,500	\$0	\$0	\$1,500	
Clinton County Collaborative (MPCB)	\$0	\$0	\$0	\$0	\$0	\$0	\$1,000	\$0	\$0	\$1,000	
Hillsdale County Collaborative (MPCB)	\$0	\$0	\$0	\$0	\$0	\$0	\$250	\$0	\$0	\$250	
Prevention Totals	\$913,803	\$0	\$0	\$0	\$0	\$10,738	\$392,878	\$124,476	\$24,189	\$1,466,083	
Other Services											
Provider Trainings	\$15,160	\$0	\$0	\$0	\$0	\$0	\$0	\$0	\$0	\$15,160	
McCullough Vargas - Hillsdale Hope House	\$0	\$0	\$0	\$0	\$0	\$0	\$10,000	\$0	\$0	\$10,000	
Other Services Totals	\$15,160	\$0	\$0	\$0	\$0	\$0	\$10,000	\$0	\$0	\$25,160	0
Grand Totals	\$4,630,394	\$2,148,672	\$142,455	\$10,296	\$130,365	\$404,614	\$2,900,114	\$415,423	\$386,352	\$12,256,972	6,205

Service Category / Provider	Community Grant	Medicaid	Adult Benefit Waiver-Gross Federal & State From CA/PIHP(s)	MIChild (Federal Share Only)	State Disability Assistance	Fees	Local	Federal	Other	Total Revenues/Expenditures	Admissions
-----------------------------	-----------------	----------	--	------------------------------	-----------------------------	------	-------	---------	-------	-----------------------------	------------

Notes:

Administration

Administration used \$19,407 of Prevention earmark for Administration services.

Total Treatment Expenditures

Difference of total Treatment expenditures of \$99,542 between RER & LR is due to ABW Treatment and MI Child expenditures.

Outpatient

Those providers that have included in residential counts for admissions and unduplicated counts reflect clients that were assessed at the residential program and admitted into the residential program, not outpatient.

Case Management

Women's Case Management Client counts are included in the Outpatient portion. These are performance based contracts. They also provide child care and transportation units that were paid for and those units are included in this report. CATS Jail Case Manager had a few clients entered into the data base system but the majority of the work was collected a separate data system. 853 unique clients with 687.91 hours of service provided.

Highfields - 49 families were provided wraparound services with 121 children.

Ionia County Mental Health - Jail-based Case Management - 537 duplicated count with 103.74 hours of services provided including small group counseling.

Michigan Job Services - 82 total clients serving 3 counties. 68 - Ingham 12 - Eaton 2 - Clinton. Intention is to improve the delivery of vocational rehabilitation services to eligible individuals through the provision of various services to include assessment, referral, vocational guidance and counseling and supports.

Care Free Medical - Provided case management to 571 direct hours face to face. 107 individuals were seen.

Wellness InX - 131 unique active clients and 18,450 units of service equalling 307.5 hours of service or 2.35 hours per active client.

Barry Eaton Behavioral Health - 407 duplicated clients and 261 hours of service were provided for the Family Court. This case management is tracked on another system in addition to the reported units listed above.

Victory Clinic Lansing - Served 218 clients - 436 direct service hours. This case management is tracked on another system and quarterly reports are submitted to the CA with activities/success stories/barriers discussed.

Victory Clinic Jackson - Served 180 clients - 909 direct contact hours. This case management is tracked on another system and quarterly reports are submitted to the CA with activities/success stories/barriers/discussed.

Early Intervention

Early Intervention is inclusive in Prevention Services programming. However, within the Arbor Circle outpatient budget 216 individual were seen who were precontemplative regarding their need for SUD treatment. Of the 216 individuals, 172 or 80% went on to be admitted into the Outpatient SUD program.

Other

Provider trainings represent a 5 day intensive Recovery Coach training for 50 participants to be certified in the field to be recovery coaches. Average cost per participant \$303.20 or \$60.64 per day.

McCullough Vargas - Hillsdale Hope House. 19 Men and 13 Women were provided with one month scholarships to cover the cost of the first month's stay at Hope House. Of those 32 individuals, 7 men and 3 women were able to seek and maintain gainful employment and fund the remainder of their stay at Hope House. One of the women was pregnant and had her stay fully funded. As a result of the support she received, she successfully had a drug-free birth and continues to receive support via Women's Case Management and outpatient counseling.

Unfortunately, 6 men and 5 women were remanded back to incarceration for failure to complete the program. However, seven of the men and two of the women continued in outpatient treatment after completion of the program and/or release from incarceration.

Beginning October 1, 2014 CEI moved Hope House Women's to a full women's residential program. They have also seen women's specialty clients.

Recovery Supports

Recovery Supports represents drug court appearances by providers and they are paid \$60.00 per hour for their time. There are no admissions or unduplicated clients to count.

Also, portions of HNV Jackson listed under case management has recovery supports. This is done in varying degrees across the board.

Home of New Vision managed a caseload of 60 clients. Maintained Recovery Resource Center 40 hrs./week. 79 unique active clients and 36 active peers.

Barry Eaton Behavioral Peer Supports - 118 duplicated clients - no units were reported.

Jackson Recovery Court Federal Grant: The court completed its 3 year federal grant to expand services to include recovery coaching to its program array. There were a total of 159 participants who received services under the grant and all but 9 utilized recovery coaches while in the program.

In addition to develop a recovery coach program for the court, a second goal was to improve the completion rate of the straddle cell individuals. There was an improvement in completion rates for these straddle cell participants from 10.6 prior to the grant to 20.5 at the conclusion of the grant.

The Jackson Recovery Court has received a no cost extension for FY 2014 with the focus being to ensure continuation of the recovery coaches.

Methadone

Admissions and Unduplicated counts are all under the Outpatient modality. Clients cannot be dosed with outpatient treatment.

All ABW funding was used for FY 2012/2013 with \$48,715 additional ABW Risk reserve funds (balance of account) as well as an additional \$53,723 in PA2 funding. Total overage was \$102,438.

An additional \$142,796 in BG funding for residential services was delivered as well as \$46,890.00 in BG for detox services to ABW clients. This was an increase of \$77,720 used for residential and detox services for ABW clients from FY 11/12.

Michigan Department of Community Health, Behavioral Health and Developmental Disabilities Administration
Report to the Legislature for Fiscal Year 2013
Genesee Health System

Service Category / Provider	Community Grant	Block Grant	General Fund	Medicaid	Medicaid (does not include WSS)	Adult Benefit Waiver- Gross Federal & State From CA/PIHP(s)	ABW Gross- Federal & State- From CA's PIHP(s) - does not include wss	MIChild (Federal Share Only)	General Fund Women Specialty Services (WSS)	Block Grant Women Specialty Services (WSS)	Medica/d Women Specialty Services (WSS)	ABW Women Specialty Services (WSS)	State Disability Assistance	Fees	Local	Federal	Other	Total Revenues/ Expenditures	Admissions	
General Administration																				
CA Admin	\$209,786	\$165,557	\$29,216	\$244,897	\$244,897	\$0	\$0	\$352	\$2,252	\$12,761	\$0	\$0	\$0	\$0	\$0	\$0	\$541,658	\$996,693		
General Administration Totals	\$209,786	\$165,557	\$29,216	\$244,897	\$244,897	\$0	\$0	\$352	\$2,252	\$12,761	\$0	\$0	\$0	\$0	\$0	\$0	\$541,658	\$996,693		
Access Management System																				
Genesee Health System	\$400,000	\$340,000	\$60,000	\$356,397	\$356,397	\$0	\$0	\$0	\$0	\$0	\$0	\$0	\$0	\$0	\$0	\$0	\$86,905	\$843,302		
AMS Totals	\$400,000	\$340,000	\$60,000	\$356,397	\$356,397	\$0	\$0	\$0	\$0	\$0	\$0	\$0	\$0	\$0	\$0	\$0	\$86,905	\$843,302		
Intensive Outpatient Treatment																				
Catholic Charities of Shiawassee and Genesee Counties	\$90	\$77	\$13	\$21,760	\$21,760	\$0	\$0	\$50	\$0	\$0	\$0	\$0	\$0	\$0	\$0	\$485	\$0	\$8,105	\$30,490	69
Catholic Charities of Shiawassee and Genesee Counties - WSS	\$18	\$0	\$0	\$0	\$0	\$0	\$0	\$0	\$3	\$16	\$0	\$0	\$0	\$0	\$0	\$17	\$0	\$0	\$35	0
Catholic Charities of Shiawassee and Genesee Counties Drug Court	\$0	\$0	\$0	\$0	\$0	\$0	\$0	\$0	\$0	\$0	\$0	\$0	\$0	\$0	\$0	\$364	\$0	\$56	\$420	0
Outpatient	\$133,956	\$114,613	\$19,343	\$105,217	\$105,217	\$48,408	\$48,408	\$0	\$0	\$0	\$0	\$0	\$0	\$0	\$0	\$72,782	\$0	\$64,050	\$424,413	240
Sacred Heart Rehabilitation Center, Inc. @ Flint	\$19,254	\$16,474	\$2,780	\$41,944	\$41,944	\$1,103	\$1,103	\$0	\$0	\$0	\$0	\$0	\$0	\$0	\$0	\$8,870	\$0	\$5,127	\$76,298	28
IOP Totals	\$153,318	\$131,163	\$22,137	\$168,921	\$168,921	\$49,511	\$49,511	\$50	\$3	\$16	\$0	\$0	\$0	\$0	\$0	\$82,518	\$0	\$77,338	\$531,656	337
OP																				
BioMed Behavioral HealthCare - Waterford (methadone)	\$0	\$0	\$0	\$0	\$0	\$0	\$0	\$0	\$0	\$0	\$0	\$0	\$0	\$0	\$0	\$0	\$0	\$0	\$0	0
BioMed Behavioral Healthcare PC - Flint (methadone)	\$51,207	\$43,526	\$7,681	\$192,473	\$192,473	\$19,147	\$19,147	\$0	\$0	\$0	\$0	\$0	\$0	\$0	\$0	\$52,142	\$0	\$62,005	\$376,974	111
Catholic Charities of Shiawassee and Genesee Counties	\$88,100	\$74,885	\$13,215	\$160,725	\$160,725	\$23,023	\$23,023	\$325	\$0	\$0	\$0	\$0	\$0	\$0	\$0	\$107,438	\$0	\$87,403	\$467,014	576
Catholic Charities of Shiawassee and Genesee Counties - Role Ind	\$5,907	\$5,021	\$886	\$3,528	\$3,528	\$272	\$272	\$0	\$0	\$0	\$0	\$0	\$0	\$0	\$0	\$2,953	\$0	\$944	\$13,604	219
Catholic Charities of Shiawassee and Genesee Counties - WSS	\$9,827	\$0	\$0	\$10,413	\$0	\$2,128	\$0	\$0	\$1,474	\$8,353	\$10,413	\$2,128	\$0	\$0	\$0	\$5,785	\$0	\$6,183	\$34,336	0
Catholic Charities of Shiawassee and Genesee Counties Drug Court	\$45,092	\$38,328	\$6,764	\$60,540	\$60,540	\$14,198	\$14,198	\$0	\$0	\$0	\$0	\$0	\$0	\$0	\$0	\$70,889	\$0	\$145,126	\$335,845	103
Completion House dba Turning Point Recovery Center, Pontiac (1)	\$0	\$0	\$0	\$71	\$71	\$0	\$0	\$0	\$0	\$0	\$0	\$0	\$0	\$0	\$0	\$0	\$0	\$0	\$71	0
Flint Odyssey Co-ed Outpatient at Lapeer Rd	\$119,054	\$101,196	\$17,858	\$80,919	\$80,919	\$46,910	\$46,910	\$0	\$0	\$0	\$0	\$0	\$0	\$0	\$0	\$78,715	\$0	\$59,553	\$385,151	456
Flint Odyssey House - Coed	\$5,280	\$4,488	\$792	\$4,209	\$4,209	\$6,020	\$6,020	\$0	\$0	\$0	\$0	\$0	\$0	\$0	\$0	\$4,674	\$0	\$7,083	\$27,266	12
Flint Odyssey House - Women's Specialty Services	\$255,363	\$0	\$0	\$115	\$0	\$48	\$0	\$0	\$38,304	\$217,058	\$115	\$48	\$0	\$0	\$0	\$47	\$0	\$16,404	\$271,977	0
Flint Odyssey House, Inc - Coed @ 1225	\$799	\$679	\$120	\$1,159	\$1,159	\$948	\$948	\$0	\$0	\$0	\$0	\$0	\$0	\$0	\$0	\$1,239	\$0	\$584	\$4,729	3
Flint Odyssey House, Inc. - Women's Specialty Services @ 1225	\$825	\$0	\$0	\$9,495	\$0	\$616	\$0	\$0	\$124	\$702	\$9,495	\$616	\$0	\$0	\$0	\$0	\$0	\$0	\$10,936	0
Flint Odyssey Women's Specialty Services Outpatient at Lapeer Rd	\$3,420	\$0	\$0	\$46	\$0	\$0	\$0	\$0	\$513	\$2,907	\$46	\$0	\$0	\$0	\$0	\$233	\$0	\$156	\$3,855	0
Holy Cross dba Woodward Counseling Inc @ 712 N Grand Traverse	\$0	\$0	\$0	\$475	\$475	\$0	\$0	\$0	\$0	\$0	\$0	\$0	\$0	\$0	\$0	\$315	\$0	\$3,019	\$3,809	13
Holy Cross dba Woodward Counseling Inc @ 504 N Grand Traverse	\$0	\$0	\$0	\$2,518	\$2,518	\$254	\$254	\$0	\$0	\$0	\$0	\$0	\$0	\$0	\$0	\$1,566	\$0	\$7,255	\$11,593	29
Holy Cross dba Woodward Counseling Inc @ Flushing Road	\$113	\$96	\$17	\$11,098	\$11,098	\$1,484	\$1,484	\$123	\$0	\$0	\$0	\$0	\$0	\$0	\$0	\$11,214	\$0	\$36,614	\$60,646	211
Holy Cross dba Woodward Counseling Inc @ Genesee Co Jail	\$20	\$17	\$3	\$1,468	\$1,468	\$0	\$0	\$0	\$0	\$0	\$0	\$0	\$0	\$0	\$0	\$8,901	\$0	\$48,773	\$59,162	111
Holy Cross dba Woodward Counseling Inc @ Role Induction	\$0	\$0	\$0	\$141	\$141	\$136	\$136	\$0	\$0	\$0	\$0	\$0	\$0	\$0	\$0	\$0	\$0	\$340	\$617	15
NEW PATHS, INC - Hamilton	\$6	\$5	\$1	\$0	\$0	\$0	\$0	\$0	\$0	\$0	\$0	\$0	\$0	\$0	\$0	\$0	\$0	\$0	\$6	401
Oakland Psychological Clinics - SUD Services Flint	\$29,315	\$24,918	\$4,397	\$19,388	\$19,388	\$4,323	\$4,323	\$99	\$0	\$0	\$0	\$0	\$0	\$0	\$0	\$39,187	\$0	\$14,973	\$107,285	99

Oakland Psychological Clinics - SUD Services Grand Blanc	\$7,238	\$6,152	\$1,086	\$8,562	\$8,562	\$254	\$254	\$0	\$0	\$0	\$0	\$0	\$0	\$0	\$0	\$4,866	\$0	\$1,162	\$22,082	15
Sacred Heart Rehabilitation Center, Inc. @ Flint	\$37,103	\$31,538	\$5,565	\$66,660	\$66,660	\$13,837	\$13,837	\$42	\$0	\$0	\$0	\$0	\$0	\$0	\$0	\$46,917	\$0	\$34,540	\$199,099	370
Sacred Heart Rehabilitation Center, Inc. @ Flint (methadone)	\$14,201	\$12,071	\$2,130	\$134,625	\$134,625	\$6,208	\$6,208	\$0	\$0	\$0	\$0	\$0	\$0	\$0	\$0	\$22,794	\$0	\$32,301	\$210,129	163
Sacred Heart Rehabilitation Center, Inc. @ Flint - WSS	\$254	\$0	\$0	(\$37)	\$0	\$0	\$0	\$0	\$38	\$216	-\$37	\$0	\$0	\$0	\$0	\$0	\$0	\$132	\$349	0
Woodward @ Grand Traverse House	\$3,470	\$2,950	\$521	\$14,477	\$14,477	\$1,858	\$1,858	\$0	\$0	\$0	\$0	\$0	\$0	\$0	\$0	\$4,178	\$0	\$466	\$24,449	50
Woodward Counseling	\$137,367	\$116,762	\$20,605	\$61,829	\$61,829	\$29,113	\$29,113	\$0	\$0	\$0	\$0	\$0	\$0	\$0	\$0	\$42,541	\$0	\$12,390	\$283,240	464
Woodward Counseling @ Flushing Rd - Role Induction	\$4,669	\$3,969	\$700	\$394	\$394	\$0	\$0	\$0	\$0	\$0	\$0	\$0	\$0	\$0	\$0	\$2,118	\$0	\$0	\$7,181	26
Woodward Counseling Inc., In Jail SUD Outreach	\$16,852	\$14,324	\$2,528	\$8,339	\$8,339	\$979	\$979	\$0	\$0	\$0	\$0	\$0	\$0	\$0	\$0	\$44,974	\$0	\$1,257	\$72,401	161
OP Totals	\$835,482	\$480,924	\$84,869	\$853,630	\$833,598	\$171,756	\$168,984	\$589	\$40,453	\$229,236	\$20,032	\$2,792	\$0	\$0	\$553,686	\$0	\$578,663	\$2,993,806	3,608	
Case Management																				
BioMed Behavioral Healthcare PC - Flint (methadone)	\$0	\$0	\$0	\$1,519	\$1,519	\$0	\$0	\$0	\$0	\$0	\$0	\$0	\$0	\$0	\$0	\$177	\$0	\$583	\$2,279	0
Catholic Charities of Shiawassee and Genesee Counties	\$0	\$0	\$0	\$319	\$319	\$0	\$0	\$0	\$0	\$0	\$0	\$0	\$0	\$0	\$0	\$0	\$0	\$0	\$319	0
Catholic Charities of Shiawassee and Genesee Counties - WSS	\$5,651	\$0	\$0	\$0	\$0	\$0	\$0	\$0	\$846	\$4,804	\$0	\$0	\$0	\$0	\$0	\$0	\$0	\$0	\$5,651	0
Case Management Totals	\$5,651	\$0	\$0	\$1,838	\$1,838	\$0	\$0	\$0	\$846	\$4,804	\$0	\$0	\$0	\$0	\$0	\$177	\$0	\$583	\$8,249	0

Catholic Charities of Shiawassee and Genesee Counties	\$125,670	\$125,670	\$0	\$0	\$0	\$0	\$0	\$0	\$0	\$0	\$0	\$0	\$0	\$0	\$0	\$0	\$0	\$51,982	\$177,652
Connexion (1)	\$15,419	\$15,419	\$0	\$0	\$0	\$0	\$0	\$0	\$0	\$0	\$0	\$0	\$0	\$0	\$0	\$0	\$0	\$6,386	\$21,805
Hope Network/New Passages/Connexion (2)	\$167,356	\$167,356	\$0	\$0	\$0	\$0	\$0	\$0	\$0	\$0	\$0	\$0	\$0	\$0	\$0	\$0	\$0	\$69,352	\$236,708
Genesee County Health Department	\$19,028	\$19,028	\$0	\$0	\$0	\$0	\$0	\$0	\$0	\$0	\$0	\$0	\$0	\$0	\$0	\$0	\$0	\$0	\$19,028
Genesee Health System	\$207,998	\$207,998	\$0	\$0	\$0	\$0	\$0	\$0	\$0	\$0	\$0	\$0	\$0	\$0	\$0	\$0	\$0	\$60,483	\$268,481
Prevention Totals	\$535,472	\$535,472	\$0	\$0	\$0	\$0	\$0	\$0	\$0	\$0	\$0	\$0	\$0	\$0	\$0	\$0	\$0	\$188,202	\$723,674

Other Services:																			
Flint Odyssey Co-ed Outpatient at Lapeer Rd	\$127	\$108	\$19	\$0	\$0	\$0	\$0	\$0	\$0	\$0	\$0	\$0	\$0	\$0	\$0	\$0	\$0	\$127	0
Flint Odyssey House - Women's Specialty Services	\$0	\$0	\$0	\$0	\$0	\$0	\$0	\$0	\$0	\$0	\$0	\$0	\$0	\$0	\$21,779	\$0	\$6,471	\$28,250	0
Flint Odyssey House, Inc - Coed @ 1225	\$49	\$42	\$7	\$0	\$0	\$0	\$0	\$0	\$0	\$0	\$0	\$0	\$0	\$0	\$9	\$0	\$59	\$117	0
Flint Odyssey House, Inc. - Women's Specialty Services @ 1225	\$761	\$0	\$0	\$0	\$0	\$0	\$0	\$0	\$114	\$647	\$0	\$0	\$0	\$0	\$560	\$0	\$68	\$1,389	0
Flint Odyssey Women's Specialty Services Outpatient at Lapeer Rd	\$0	\$0	\$0	\$0	\$0	\$0	\$0	\$0	\$0	\$0	\$0	\$0	\$0	\$0	\$66	\$0	\$0	\$66	0
Sacred Heart Rehabilitation Center @ Memphis - WSS	\$0	\$0	\$0	\$0	\$0	\$0	\$0	\$0	\$0	\$0	\$0	\$0	\$0	\$0	\$81	\$0	\$36	\$117	0
Sacred Heart Rehabilitation Center, Inc. @ Flint	\$0	\$0	\$0	\$0	\$0	\$0	\$0	\$0	\$0	\$0	\$0	\$0	\$0	\$0	\$42,253	\$0	\$12,650	\$54,903	0
Hurley Medical Center (SBIRT)	\$40,000	\$40,000	\$0	\$0	\$0	\$0	\$0	\$0	\$0	\$0	\$0	\$0	\$0	\$0	\$0	\$0	\$0	\$40,000	
Lynn Massey (SBIRT)	\$4,191	\$4,191	\$0	\$0	\$0	\$0	\$0	\$0	\$0	\$0	\$0	\$0	\$0	\$0	\$0	\$0	\$0	\$4,191	
Genesee Health System (SBIRT)	\$12,143	\$12,143	\$0	\$0	\$0	\$0	\$0	\$0	\$0	\$0	\$0	\$0	\$0	\$0	\$0	\$0	\$0	\$12,143	
Simmersion Inc (SBIRT)	\$40,000	\$40,000	\$0	\$0	\$0	\$0	\$0	\$0	\$0	\$0	\$0	\$0	\$0	\$0	\$0	\$0	\$0	\$40,000	
Hoffman's Doll (SBIRT)	\$1,045	\$1,045	\$0	\$0	\$0	\$0	\$0	\$0	\$0	\$0	\$0	\$0	\$0	\$0	\$0	\$0	\$0	\$1,045	
Schaefer's Complete Office Source (SBIRT)	\$567	\$567	\$0	\$0	\$0	\$0	\$0	\$0	\$0	\$0	\$0	\$0	\$0	\$0	\$0	\$0	\$0	\$567	
Riegle Press (SBIRT)	\$829	\$829	\$0	\$0	\$0	\$0	\$0	\$0	\$0	\$0	\$0	\$0	\$0	\$0	\$0	\$0	\$0	\$829	
Sarvis Conference Center (SBIRT)	\$1,633	\$1,633	\$0	\$0	\$0	\$0	\$0	\$0	\$0	\$0	\$0	\$0	\$0	\$0	\$0	\$0	\$0	\$1,633	
Meijer Inc (SBIRT)	\$5,813	\$5,813	\$0	\$0	\$0	\$0	\$0	\$0	\$0	\$0	\$0	\$0	\$0	\$0	\$0	\$0	\$0	\$5,813	
Spartan Stores LLC (SBIRT)	\$66	\$66	\$0	\$0	\$0	\$0	\$0	\$0	\$0	\$0	\$0	\$0	\$0	\$0	\$0	\$0	\$0	\$66	
Famous Dave's (SBIRT)	\$425	\$425	\$0	\$0	\$0	\$0	\$0	\$0	\$0	\$0	\$0	\$0	\$0	\$0	\$0	\$0	\$0	\$425	
Maxie's Catering (SBIRT)	\$497	\$497	\$0	\$0	\$0	\$0	\$0	\$0	\$0	\$0	\$0	\$0	\$0	\$0	\$0	\$0	\$0	\$497	
Taboon Restaurant (SBIRT)	\$360	\$360	\$0	\$0	\$0	\$0	\$0	\$0	\$0	\$0	\$0	\$0	\$0	\$0	\$0	\$0	\$0	\$360	
McLaren Family Medicine Residency (SBIRT)	\$115	\$115	\$0	\$0	\$0	\$0	\$0	\$0	\$0	\$0	\$0	\$0	\$0	\$0	\$0	\$0	\$0	\$115	
Flint Odyssey Co-ed Outpatient at Lapeer Rd (SBIRT)	\$189,376	\$189,376	\$0	\$0	\$0	\$0	\$0	\$0	\$0	\$0	\$0	\$0	\$0	\$0	\$0	\$0	\$0	\$189,376	
Italia Gardens (SBIRT)	\$524	\$524	\$0	\$0	\$0	\$0	\$0	\$0	\$0	\$0	\$0	\$0	\$0	\$0	\$0	\$0	\$0	\$524	
Greater Flint Health Coalition (SBIRT)	\$21,691	\$21,691	\$0	\$0	\$0	\$0	\$0	\$0	\$0	\$0	\$0	\$0	\$0	\$0	\$0	\$0	\$0	\$21,691	
Genesee Health System (PFS II)	\$5,991	\$5,991	\$0	\$0	\$0	\$0	\$0	\$0	\$0	\$0	\$0	\$0	\$0	\$0	\$0	\$0	\$0	\$5,991	
Gordon Food Service (PFS II)	\$78	\$78	\$0	\$0	\$0	\$0	\$0	\$0	\$0	\$0	\$0	\$0	\$0	\$0	\$0	\$0	\$0	\$78	
Hungry Howie's Pizza (PFS II)	\$99	\$99	\$0	\$0	\$0	\$0	\$0	\$0	\$0	\$0	\$0	\$0	\$0	\$0	\$0	\$0	\$0	\$99	
Italia Gardens (PFS II)	\$357	\$357	\$0	\$0	\$0	\$0	\$0	\$0	\$0	\$0	\$0	\$0	\$0	\$0	\$0	\$0	\$0	\$357	
Spartan Stores LLC (PFS II)	\$148	\$148	\$0	\$0	\$0	\$0	\$0	\$0	\$0	\$0	\$0	\$0	\$0	\$0	\$0	\$0	\$0	\$148	
PSA Worldwide Corporation (PFS II)	\$1,872	\$1,872	\$0	\$0	\$0	\$0	\$0	\$0	\$0	\$0	\$0	\$0	\$0	\$0	\$0	\$0	\$0	\$1,872	
Promoconsults LLC (PFS II)	\$4,611	\$4,611	\$0	\$0	\$0	\$0	\$0	\$0	\$0	\$0	\$0	\$0	\$0	\$0	\$0	\$0	\$0	\$4,611	
Knopf Company (PFS II)	\$180	\$180	\$0	\$0	\$0	\$0	\$0	\$0	\$0	\$0	\$0	\$0	\$0	\$0	\$0	\$0	\$0	\$180	
Dean Trailways of Michigan (PFS II)	\$917	\$917	\$0	\$0	\$0	\$0	\$0	\$0	\$0	\$0	\$0	\$0	\$0	\$0	\$0	\$0	\$0	\$917	
CADCA (PFS II)	\$200	\$200	\$0	\$0	\$0	\$0	\$0	\$0	\$0	\$0	\$0	\$0	\$0	\$0	\$0	\$0	\$0	\$200	
Kroger (PFS II)	\$10	\$10	\$0	\$0	\$0	\$0	\$0	\$0	\$0	\$0	\$0	\$0	\$0	\$0	\$0	\$0	\$0	\$10	
Einstein Bros. & Bagels (PFS II)	\$22	\$22	\$0	\$0	\$0	\$0	\$0	\$0	\$0	\$0	\$0	\$0	\$0	\$0	\$0	\$0	\$0	\$22	
Walmart (PFS II)	\$46	\$46	\$0	\$0	\$0	\$0	\$0	\$0	\$0	\$0	\$0	\$0	\$0	\$0	\$0	\$0	\$0	\$46	
Operation UNITE (PFS II)	\$495	\$495	\$0	\$0	\$0	\$0	\$0	\$0	\$0	\$0	\$0	\$0	\$0	\$0	\$0	\$0	\$0	\$495	
National Hospitality Institute of MLBA (PFS II)	\$3,150	\$3,150	\$0	\$0	\$0	\$0	\$0	\$0	\$0	\$0	\$0	\$0	\$0	\$0	\$0	\$0	\$0	\$3,150	
Ahearn Greene Associates (PFS II)	\$7,900	\$7,900	\$0	\$0	\$0	\$0	\$0	\$0	\$0	\$0	\$0	\$0	\$0	\$0	\$0	\$0	\$0	\$7,900	
Genesee Intermediate School District (PFS II)	\$9,000	\$9,000	\$0	\$0	\$0	\$0	\$0	\$0	\$0	\$0	\$0	\$0	\$0	\$0	\$0	\$0	\$0	\$9,000	
Youth Outcomes (PFS II)	\$20,000	\$20,000	\$0	\$0	\$0	\$0	\$0	\$0	\$0	\$0	\$0	\$0	\$0	\$0	\$0	\$0	\$0	\$20,000	
Hurley Medical Center Research Department (PFS II)	\$6,000	\$6,000	\$0	\$0	\$0	\$0	\$0	\$0	\$0	\$0	\$0	\$0	\$0	\$0	\$0	\$0	\$0	\$6,000	
Genesee Health System - Medication Clinic (CD)	\$0	\$0	\$0	\$0	\$0	\$0	\$0	\$0	\$0	\$0	\$0	\$0	\$0	\$0	\$0	\$0	\$906	\$906	
Hamilton Community Health Center (CD)	\$0	\$0	\$0	\$0	\$0	\$0	\$0	\$0	\$0	\$0	\$0	\$0	\$0	\$0	\$0	\$0	\$37	\$37	
Other Services Totals	\$381,289	\$380,501	\$26	\$0	\$0	\$0	\$0	\$0	\$114	\$647	\$0	\$0	\$0	\$0	\$64,748	\$0	\$20,227	\$466,264	0
Grand Totals	\$3,612,017	\$2,583,735	\$293,327	\$2,784,098	\$2,996,115	\$312,665	\$341,157	\$3,310	\$134,690	\$763,246	\$348,744	\$13,830	\$109,868	\$0	\$1,657,796	\$0	\$2,301,642	\$11,547,461	5,286

Notes:

Services in the Other category:

S0215 Non-emerg trans; mi per mile

T1013 Sign lang or interpreter/15 min.

H0033 Oral medication administration, direct observation. (Use for Buprenorphine or Suboxone administration and/or service - provision of the drug).

71020 - Chest Xray at Hamilton Community Health Center only

Informational:

(1) Program closed during FY2013

(2) Program change of ownership during FY2013

(3) Treatment category expenditures vary by \$735 between LR and RER due to rounding and MI Child state share

Michigan Department of Community Health, Behavioral Health and Developmental Disabilities Administration
Report to the Legislature for Fiscal Year 2013
Institute of Population Health¹

Service Category / Provider	Community Grant	Medicaid	Adult Benefit Waiver-Gross Federal & State From CA/PIHP(s)	MIChild (Federal Share Only)	State Disability Assistance	Fees	Local	Federal	Other	Total Revenues/ Expenditures	Admissions
General Administration											
Institute for Population Health	\$1,721,156	\$965,187	\$ 285,924	0	0	0	0	0	0	\$2,972,267	
PFS II Admin	\$3,845	\$0	\$ -	0	0	0	0	0	0	\$3,845	
Prevention Administration	\$330,000	\$0	\$ -	0	0	0	0	0	0	\$330,000	
Access Management System	\$2,055,001	\$965,187	\$285,924	\$0	\$0	\$0	\$0	\$0	\$0	\$3,306,112	
AMS											
Detroit CA (Access Management Systems)	\$337,812	\$556,915	\$ 204,232	\$0	\$0	\$0	\$0	\$0	\$0	\$1,098,959	
Intensive Outpatient Treatment	\$90,112	\$0	\$ 31,990	\$0	\$0	\$0	\$0	\$0	\$0	\$122,102	
AMS Totals	\$427,924	\$556,915	\$236,222	\$0	\$0	\$0	\$0	\$0	\$0	\$1,221,061	
IOP											
Outpatient	\$7,649	\$14,088	\$ 8,000	\$0	\$0	\$1,679	\$0	\$0	\$0	\$31,416	12
Detroit LIGHT House	\$35,985	\$32,210	\$ 13,950	\$0	\$0	\$0	\$0	\$0	\$0	\$82,145	26
Detroit Recovery Project	\$7,700	\$5,500	\$ 950	\$0	\$0	\$0	\$0	\$0	\$0	\$14,150	9
Eastwood Detroit	\$44,571	\$80,971	\$ 12,039	\$0	\$0	\$0	\$0	\$0	\$0	\$137,581	80
Gateway Detroit East Inc. Community Mental Health Center	\$55,560	\$87,180	\$ 36,148	\$0	\$0	\$0	\$0	\$0	\$0	\$178,888	51
National Council on Alcoholism and Drug Dependence	\$40,615	\$39,260	\$ 14,100	\$0	\$0	\$25	\$0	\$0	\$0	\$94,000	54
NSO-Addiction Treatment Services	\$12,075	\$1,400	\$ 100	\$0	\$0	\$0	\$0	\$0	\$0	\$13,575	1
Spectrum Human Services	\$14,720	\$13,810	\$ -	\$0	\$0	280	\$0	\$0	\$0	\$28,810	18
IOP Totals	\$218,875	\$274,419	\$85,287	\$0	\$0	\$1,984	\$0	\$0	\$0	\$580,565	251

Service Category / Provider	Community Grant	Medicaid	Adult Benefit Waiver-Gross Federal & State From CA/PIHP(s)	MIChild (Federal Share Only)	State Disability Assistance	Fees	Local	Federal	Other	Total Revenues/Expenditures	Admissions
OP											
Adult Psy. Clinic/North Centi CMH	\$0	\$0	\$ -	\$0	\$0	\$0	\$0	\$0	\$0	\$0	6
Adult Well Being Services	\$4,600	\$6,230	\$ 75	\$0	\$0	\$0	\$0	\$0	\$0	\$10,905	17
Arab Community Center for Economic & Social Services (ACCESS)	\$0	\$825	\$ -	\$0	\$0	\$0	\$0	\$0	\$0	\$825	3
Black Family Development	\$2,151	\$5,025	\$ 100	\$0	\$0	\$0	\$0	\$0	\$0	\$7,276	17
Care First Community Health Services	\$98,164	\$105,593	\$ 19,260	\$0	\$0	\$2,460	\$0	\$0	\$0	\$225,477	112
Detroit Central City	\$551	\$0	\$ -	\$0	\$0	\$25	\$0	\$0	\$0	\$576	
Detroit LIGHT House	\$7,378	\$14,789	\$ 3,975	\$0	\$0	\$0	\$0	\$0	\$0	\$26,142	17
Detroit Recovery Project	\$26,153	\$10,066	\$ 2,400	\$0	\$0	\$444	\$0	\$0	\$0	\$39,062	59
Eastwood Detroit	\$76,863	\$76,364	\$ 26,717	\$0	\$0	\$952	\$0	\$0	\$0	\$180,896	165
Elmhurst Home-Naomis Nest	\$3,928	\$7,047	\$ 3,775	\$0	\$0	\$0	\$0	\$0	\$0	\$14,750	17
Gateway Detroit East Inc. Community Mental Health Center	\$10,683	\$23,333	\$ 36,148	\$0	\$0	\$0	\$0	\$0	\$0	\$70,164	9
DRM Genesis House III	\$1,015	\$0	\$ -	\$0	\$0	\$0	\$0	\$0	\$0	\$1,015	
Get Back Up	\$13,651	\$7,063	\$ 2,550	\$0	\$0	\$1,381	\$0	\$0	\$0	\$24,645	13
Jabez Recovery Management Services	\$29,660	\$20,594	\$ 3,985	\$0	\$0	\$0	\$0	\$0	\$0	\$54,239	102
Juvenile Assessment Center (Choices Substance Abuse Treatment)	\$0	\$2,630	\$ -	\$0	\$0	\$928	\$0	\$0	\$0	\$3,558	8
Latino Family Services	\$18,511	\$11,365	\$ 1,920	\$0	\$0	\$101	\$0	\$0	\$0	\$31,897	57
Mariners Inn	\$21,085	\$11,587	\$ -	\$0	\$0	\$570	\$0	\$0	\$0	\$33,242	62
Metro Arts Therapy Services	\$75,755	\$49,050	\$ 11,525	\$0	\$0	\$172	\$0	\$0	\$0	\$136,502	50
Metro East Chalmers	\$83,032	\$232,328	\$ 70,720	\$0	\$0	\$339	\$0	\$0	\$0	\$386,419	41
Nardin Park	\$108,452	\$294,028	\$ 75,110	\$0	\$0	\$600	\$0	\$0	\$0	\$478,190	120
National Council on Alcoholism and Drug Dependence	\$196,340	\$187,920	\$ -	\$0	\$0	\$850	\$0	\$0	\$0	\$385,110	401
New Light Recovery	\$159,885	\$587,714	\$ 129,665	\$0	\$0	\$0	\$0	\$0	\$0	\$877,264	176
Northwest Industrial Drug Rehabilitation Clinic	\$0	\$0	\$ -	\$0	\$0	\$0	\$0	\$0	\$0	\$0	7
NSO-Addiction Treatment Services	\$0	\$4,823	\$ 1,725	\$0	\$0	\$0	\$0	\$0	\$0	\$6,548	17
Peoples Community Services	\$32,219	\$12,615	\$ -	\$0	\$0	\$550	\$0	\$0	\$0	\$45,384	30
Positive Images	\$84,963	\$156,139	\$ 27,965	\$0	\$0	\$250	\$0	\$0	\$0	\$269,317	106
PPPS III	\$6,810	\$393,870	\$ 25,545	\$0	\$0	\$0	\$0	\$0	\$0	\$426,225	262
Quality Behavioral Health	\$7,585	\$110,391	\$ 350	\$0	\$0	\$0	\$0	\$0	\$0	\$118,326	23
Self Help Addiction Rehabilitation/SHAR	\$18,165	\$10,375	\$ 18,894	\$0	\$0	\$430	\$0	\$0	\$0	\$47,864	69
SHRC dba New Life Home	\$38,541	\$59,403	\$ 25,073	\$0	\$0	\$0	\$0	\$0	\$0	\$123,017	57
SHRC Memphis/Clearview	\$310	\$0	\$ -	\$0	\$0	\$130	\$0	\$0	\$0	\$440	
Sobriety House	\$8,725	\$3,210	\$ 1,870	\$0	\$0	\$3,838	\$0	\$0	\$0	\$17,643	11
Spectrum Human Services	\$8,751	\$5,730	\$ 9,950	\$0	\$0	\$161	\$0	\$0	\$0	\$24,592	12
Star Center	\$102,460	\$556,973	\$ 121,730	\$0	\$0	\$55	\$0	\$0	\$0	\$781,218	86
Team Mental Health	\$16,215	\$6,956	\$ 2,120	\$0	\$0	\$0	\$0	\$0	\$0	\$25,291	
University Physicans Group	\$44,815	\$108,007	\$ 18,670	\$0	\$0	\$0	\$0	\$0	\$0	\$171,492	104
OP Totals	\$1,307,416	\$3,082,041	\$641,817	\$0	\$0	\$14,235	\$0	\$0	\$0	\$5,045,510	2236
Case Management											
Detroit LIGHT House	\$1,780	\$1,020	\$ 1,720	\$0	\$0	\$0	\$0	\$0	\$0	\$4,520	8
Eastwood Clinics-Conner House	\$0	\$0	\$ -	\$0	\$0	\$0	\$0	\$0	\$0	\$0	12
Elmhurst Home Naomis Nest	\$75	\$0	\$ -	\$0	\$0	\$0	\$0	\$0	\$0	\$75	2
Lakeridge Village	\$0	\$8,800	\$ -	\$0	\$0	\$20	\$0	\$0	\$0	\$8,820	
New Light Recovery-Meth	\$5,318	\$10,700	\$ 14,880	\$0	\$0	\$0	\$0	\$0	\$0	\$30,898	6
Quality Behavioral Health	\$100	\$0	\$ -	\$0	\$0	\$0	\$0	\$0	\$0	\$100	2
SHRC dba New Life Home	\$75	\$0	\$ -	\$0	\$0	\$0	\$0	\$0	\$0	\$75	2
Self Help Addiction Rehabilitation/SHAR	\$3,760	\$4,060	\$ 880	\$0	\$0	\$0	\$0	\$0	\$0	\$8,700	13
Case Management Totals	\$11,108	\$24,580	\$17,480	\$0	\$0	\$20	\$0	\$0	\$0	\$53,188	45

Service Category / Provider	Community Grant	Medicaid	Adult Benefit Waiver-Gross Federal & State From CA/PIHP(s)	MIChild (Federal Share Only)	State Disability Assistance	Fees	Local	Federal	Other	Total Revenues/ Expenditures	Admissions
Early Intervention											
Detroit Recovery Project	\$4,131	\$73,300	\$ -	\$0	\$0	\$0	\$0	\$0	\$0	\$77,431	4
Family Services	\$1,451	\$2,770	\$ -	\$0	\$0	\$0	\$0	\$0	\$0	\$4,221	13
National Council on Alcoholism and Drug Dependence	\$720	\$2,000	\$ -	\$0	\$0	\$0	\$0	\$0	\$0	\$2,720	22
PPPS III	\$48,956	\$16,245	\$ -	\$0	\$0	\$0	\$0	\$0	\$0	\$65,201	38
Early Intervention Totals	\$55,258	\$94,315	\$0	\$0	\$0	\$0	\$0	\$0	\$0	\$149,573	77
Recovery Support											
Detroit LIGHT House	\$8,580	\$22,640	\$ 6,120	\$0	\$0	\$0	\$0	\$0	\$0	\$37,340	13
Detroit Recovery Project	\$12,620	\$33,840	\$ 29,273	\$0	\$0	\$0	\$0	\$0	\$0	\$75,733	2
Eastwood Clinics-Conner House	\$0	\$0	\$ -	\$0	\$0	\$0	\$0	\$0	\$0	\$0	18
Elmhurst Home Inc.	\$80,680	\$34,830	\$ 16,610	\$0	\$0	\$0	\$0	\$0	\$0	\$132,120	16
Elmhurst Home Naomis Nest	\$3,780	\$3,560	\$ -	\$0	\$0	\$0	\$0	\$0	\$0	\$7,340	7
Lakeridge Village	\$153,479	\$213,559	\$ 246,920	\$0	\$0	\$1,051	\$0	\$0	\$0	\$615,009	
New Light Recovery-Meth	\$39,780	\$164,380	\$ 127,490	\$0	\$0	\$0	\$0	\$0	\$0	\$331,650	7
Operation Get Down	\$16,320	\$509,298	\$ -	\$0	\$0	\$0	\$0	\$0	\$0	\$525,618	46
Pure Recovery	\$36,920	\$59,760	\$ 29,380	\$0	\$0	\$0	\$0	\$0	\$0	\$126,060	
Quality Behavioral Health	\$23,931	\$35,060	\$ 9,660	\$0	\$0	\$0	\$0	\$0	\$0	\$68,651	20
SHRC dba New Life Home	\$24,000	\$36,920	\$ 22,640	\$0	\$0	\$0	\$0	\$0	\$0	\$83,560	33
Self Help Addiction Rehabilitation/SHAR	\$220,641	\$149,964	\$ 97,790	\$0	\$0	\$0	\$0	\$0	\$0	\$468,395	138
Recovery Support Totals	\$620,731	\$1,263,811	\$585,883	\$0	\$0	\$1,051	\$0	\$0	\$0	\$2,471,476	300
Methadone											
Metro East Chalmers	\$99,249	\$313,607	\$ 61,985	\$0	\$0	\$95	\$0	\$0	\$0	\$474,936	0
Nardin Park	\$107,984	\$344,015	\$ 81,529	\$0	\$0	\$180	\$0	\$0	\$0	\$533,708	0
New Light Recovery Center	\$253,017	\$618,394	\$ 163,534	\$0	\$0	\$1,391	\$0	\$0	\$0	\$1,036,336	0
Northwest Industrial Drug Rehabilitation Clinic	\$0	\$0	\$ -	\$0	\$0	\$0	\$0	\$0	\$0	\$0	0
STAR Center	\$205,429	\$799,103	\$ 131,355	\$0	\$0	\$276	\$0	\$0	\$0	\$1,136,163	0
University Physicians Group-Meth	\$84,780	\$211,981	\$ 36,617	\$0	\$0	\$180	\$0	\$0	\$0	\$333,558	0
Methadone Totals	\$750,459	\$2,287,100	\$475,020	\$0	\$0	\$2,121	\$0	\$0	\$0	\$3,514,700	0
Detox											
Christian Guidance Center	\$149,692	\$139,947	\$ -	\$0	\$0	\$0	\$0	\$0	\$0	\$289,639	520
Quality Behavioral Health	\$198,065	\$225,456	\$ 52,250	\$0	\$0	\$0	\$0	\$0	\$0	\$475,771	820
Sacred Heart Rehabilitation Center, Inc.	\$7,055	\$9,705	\$ 2,700	\$0	\$0	\$0	\$0	\$0	\$0	\$19,460	56
Self Help Addiction Rehabilitation/SHAR	\$0	\$119,700	\$ 32,600	\$0	\$0	\$0	\$0	\$0	\$0	\$152,300	496
Detox Totals	\$354,812	\$494,808	\$87,550	\$0	\$0	\$0	\$0	\$0	\$0	\$937,170	1,892

Service Category / Provider	Community Grant	Medicaid	Adult Benefit Waiver-Gross Federal & State From CA/PIHP(s)	MIChild (Federal Share Only)	State Disability Assistance	Fees	Local	Federal	Other	Total Revenues/ Expenditures	Admissions
Residential											
Christian Guidance Center	\$366,727	\$263,220	\$ 122,046	\$0	\$135,459	\$1,663	\$0	\$0	\$0	\$889,115	210
Detroit LIGHT House	\$14,979	\$28,961	\$ -	\$0	\$0	\$104	\$0	\$0	\$0	\$44,044	8
DRM Genesis III	\$202,394	\$414,726	\$ 116,293	\$0	\$78,570	\$2,492	\$0	\$0	\$0	\$814,475	146
Eastwood Clinics-Conner	\$0	\$0	\$ -	\$0	\$0	\$0	\$0	\$0	\$0	\$0	5
Elmhurst Home Inc.	\$40,696	\$32,008	\$ 13,005	\$0	\$191,137	\$47	\$0	\$0	\$0	\$276,893	140
Elmhurst Home Naomis Nest	\$147,896	\$207,261	\$ 38,526	\$0	\$0	\$7,343	\$0	\$0	\$0	\$401,026	94
Get Back Up, Inc	\$97,263	\$89,744	\$ 21,369	\$0	\$0	\$817	\$0	\$0	\$0	\$209,193	61
Jabez Recovery Management Services	\$147,215	\$159,809	\$ 56,639	\$0	\$0	\$607	\$0	\$0	\$0	\$364,270	106
Mariners Inn	\$564,549	\$468,128	\$ 343,773	\$0	\$239,978	\$15,260	\$0	\$0	\$0	\$1,631,688	330
Operation Get Down	\$90,623	\$81,732	\$ -	\$0	\$0	\$360	\$0	\$0	\$0	\$172,715	45
Positive Images	\$203,976	\$505,331	\$ 58,080	\$0	\$0	\$1,461	\$0	\$0	\$0	\$768,848	157
Quality Behavioral Health	\$468,187	\$633,982	\$ 164,978	\$0	\$0	\$3,092	\$0	\$0	\$0	\$1,270,239	467
SHRC dba Clearview Substance Abuse Services	\$80,993	\$139,879	\$ 20,624	\$0	\$0	\$128	\$0	\$0	\$0	\$241,624	
Sacred Heart Rehabilitation Center, Inc.	\$115,400	\$0	\$ -	\$0	\$0	\$0	\$0	\$0	\$0	\$115,400	85
SHRC dba New Life Home	\$207,135	\$314,607	\$ 137,515	\$0	\$39,128	\$508	\$0	\$0	\$0	\$698,893	130
Self Help Addiction Rehabilitation/SHAR	\$327,072	\$196,940	\$ 68,358	\$0	\$113,292	\$4,648	\$0	\$0	\$0	\$710,310	213
Sobriety House	\$282,627	\$171,919	\$ 74,626	\$0	\$109,782	\$316	\$0	\$0	\$0	\$639,270	225
Residential Totals	\$3,357,732	\$3,708,246	\$1,235,832	\$0	\$907,346	\$38,846	\$0	\$0	\$0	\$9,248,002	2422
Prevention											
Adult Well Being Services	\$66,827	\$0	\$ -	\$0	\$0	\$0	\$0	\$0	\$0	\$66,827	
Alkebu-lan Anti - D.O.P.E Building Positive Leaders Prevention Program	\$60,000	\$0	\$ -	\$0	\$0	\$0	\$0	\$0	\$0	\$60,000	
Alkebu-lan Anti - D.O.P.E Building Positive Leaders Prevention Program	\$0	\$0	\$ -	\$0	\$0	\$0	\$0	\$0	\$0	\$0	
Alternatives for Girls	\$80,000	\$0	\$ -	\$0	\$0	\$0	\$0	\$0	\$0	\$80,000	
American Indian Health	\$89,968	\$0	\$ -	\$0	\$0	\$0	\$0	\$0	\$0	\$89,968	
Arab American & Chaldean	\$100,000	\$0	\$ -	\$0	\$0	\$0	\$0	\$0	\$0	\$100,000	
Black Caucus	\$225,000	\$0	\$ -	\$0	\$0	\$0	\$0	\$0	\$0	\$225,000	
Black Family Development	\$55,000	\$0	\$ -	\$0	\$0	\$0	\$0	\$0	\$0	\$55,000	
Care First	\$70,000	\$0	\$ -	\$0	\$0	\$0	\$0	\$0	\$0	\$70,000	
Catholic Social Services	\$59,209	\$0	\$ -	\$0	\$0	\$0	\$0	\$0	\$0	\$59,209	
CLASS	\$190,800	\$0	\$ -	\$0	\$0	\$0	\$0	\$0	\$0	\$190,800	
Gateway Detroit East Inc Community Mental Health Center	\$60,000	\$0	\$ -	\$0	\$0	\$0	\$0	\$0	\$0	\$60,000	
Empowerment Zone Coalition	\$166,850	\$0	\$ -	\$0	\$0	\$0	\$0	\$0	\$0	\$166,850	
Family Services	\$60,000	\$0	\$ -	\$0	\$0	\$0	\$0	\$0	\$0	\$60,000	
Get in the Game Development Center Inc	\$45,000	\$0	\$ -	\$0	\$0	\$0	\$0	\$0	\$0	\$45,000	
Latino Family Services	\$61,152	\$0	\$ -	\$0	\$0	\$0	\$0	\$0	\$0	\$61,152	
Mack Alive	\$86,223	\$0	\$ -	\$0	\$0	\$0	\$0	\$0	\$0	\$86,223	
Mariners Inn	\$65,000	\$0	\$ -	\$0	\$0	\$0	\$0	\$0	\$0	\$65,000	
Metro East Prevention	\$75,000	\$0	\$ -	\$0	\$0	\$0	\$0	\$0	\$0	\$75,000	
National Council on Alcoholism and Drug Dependence	\$564,949	\$0	\$ -	\$0	\$0	\$0	\$0	\$0	\$0	\$564,949	
Peoples Community Services	\$60,000	\$0	\$ -	\$0	\$0	\$0	\$0	\$0	\$0	\$60,000	
PPPS III	\$134,037	\$0	\$ -	\$0	\$0	\$0	\$0	\$0	\$0	\$134,037	
Spectrum Human Services	\$81,897	\$0	\$ -	\$0	\$0	\$0	\$0	\$0	\$0	\$81,897	
The Youth Connection	\$170,600	\$0	\$ -	\$0	\$0	\$0	\$0	\$0	\$0	\$170,600	
Warren Connor Development	\$66,000	\$0	\$ -	\$0	\$0	\$0	\$0	\$0	\$0	\$66,000	
Prevention Totals	\$2,693,511	\$0	\$0	\$0	\$0	\$0	\$0	\$0	\$0	\$2,693,511	

Service Category / Provider	Community Grant	Medicaid	Adult Benefit Waiver-Gross Federal & State From CA/PIHP(s)	MIChild (Federal Share Only)	State Disability Assistance	Fees	Local	Federal	Other	Total Revenues/ Expenditures	Admissions
Other Services											
New Light Recovery Center-Buprenorphine	\$2,449	\$8,952	\$ 5,782	\$0	\$0	\$0	\$0	\$0	\$0	\$17,183	9
Quality Behavioral Health-Buprenorphine	\$39,862	\$5,656	\$ 11,096	\$0	\$0	\$0	\$0	\$0	\$0	\$56,614	560
Sacred Heart Rehabilitation Center, Inc.-Buprenorphine	\$28	\$0	-	\$0	\$0	\$0	\$0	\$0	\$0	\$28	1
Self Help Addiction Rehabilitation/SHAR-Buprenorphine	\$0	\$26,999	-	\$0	\$0	\$0	\$0	\$0	\$0	\$26,999	373
Detroit Recovery Project-CD	\$270,754	\$0	-	\$0	\$0	\$0	\$0	\$0	\$0	\$270,754	
Little Rock Baptist Church-CD	\$48,870	\$0	-	\$0	\$0	\$0	\$0	\$0	\$0	\$48,870	
IPH HIV Outreach-CD	\$401,044	\$0	-	\$0	\$0	\$0	\$0	\$0	\$0	\$401,044	
Partnership for Success-PFS II	\$77,740	\$0	-	\$0	\$0	\$0	\$0	\$0	\$0	\$77,740	
Other Services Totals	\$840,747	\$41,607	\$16,878	\$0	\$0	\$0	\$0	\$0	\$0	\$899,232	943
Grand Totals	\$12,693,575	\$12,793,029	\$3,667,893	\$0	\$907,346	\$58,256	\$0	\$0	\$0	\$30,120,099	8,166

¹Did not meet the minimum 10% local match.

Michigan Department of Community Health, Behavioral Health and Developmental Disabilities Administration
Report to the Legislature for Fiscal Year 2013
Kalamazoo CMHSAS

Service Category / Provider	Community Grant	Medicaid	Adult Benefit Waiver- Gross Federal & State From CA/PIHP(s)	MIChild (Federal Share Only)	State Disability Assistance	Fees	Local	Federal	Other	Total Revenues/ Expenditures	Admissions
General Administration											
CA Admin	\$340,567	\$131,007	\$28,100	\$0	\$0	\$0	\$0	\$0	\$0	\$499,674	
Prevention Admin	\$108,991	\$0	\$0	\$0	\$0	\$0	\$0	\$0	\$0	\$108,991	
General Administration Totals	\$449,558	\$131,007	\$28,100	\$0	\$0	\$0	\$0	\$0	\$0	\$608,665	
Access Management System											
AMS											
CA Access	\$468,158	\$136,427	\$35,756	\$0	\$0	\$0	\$0	\$0	\$0	\$640,341	
AMS Totals	\$468,158	\$136,427	\$35,756	\$0	\$0	\$0	\$0	\$0	\$0	\$640,341	
Intensive Outpatient Treatment											
IOP											
N/A	\$0	\$0	\$0	\$0	\$0	\$0	\$0	\$0	\$0	\$0	0
IOP Totals	\$0	\$0	\$0	\$0	\$0	\$0	\$0	\$0	\$0	\$0	0
Outpatient											
OP											
Barry Co SAS	\$86,291	\$313	\$0	\$0	\$0	\$1,290	\$54,072	\$0	\$0	\$141,966	166
Cass/Woodlands Addiction Center	\$187,341	\$47,074	\$7,484	\$0	\$0	\$0	\$50,841	\$0	\$0	\$292,740	145
CHC Branch Co STARS	\$36,417	\$1,410	\$0	\$0	\$0	\$0	\$13,298	\$0	\$0	\$51,125	84
CHC-Elizabeth Upjohn Center	\$158,949	\$59,945	\$5,376	\$0	\$0	\$2,444	\$64,719	\$0	\$0	\$291,433	282
CHC-Niles	\$6,527	\$2,859	\$23	\$0	\$0	\$0	\$267	\$0	\$0	\$9,676	15
CHC-Sturgis	\$994	\$2,026	\$731	\$0	\$0	\$0	\$0	\$0	\$0	\$3,751	14
Community Mental Health of St. Joe	\$101,813	\$38,351	\$7,530	\$0	\$0	\$0	\$101,471	\$0	\$0	\$249,165	314
GFM Enrichment Center	\$2,575	\$1,641	\$225	\$0	\$0	\$0	\$15,566	\$0	\$0	\$20,007	8
InterAct of Kalamazoo	\$112,558	\$79,056	\$1,681	\$0	\$0	\$0	\$48,258	\$0	\$0	\$241,553	210
Kalamazoo County Human Services Dept	\$10,300	\$0	\$0	\$0	\$0	\$0	\$0	\$0	\$0	\$10,300	53
OAR-Holland	\$0	\$10,584	\$3,070	\$0	\$0	\$0	\$0	\$0	\$0	\$13,654	25
Pathways MI	\$0	\$18,192	\$3,066	\$0	\$0	\$0	\$0	\$0	\$0	\$21,258	67
Pine Rest	\$41,852	\$20,098	\$30	\$0	\$0	\$0	\$13,299	\$0	\$0	\$75,279	65
Pines Behavioral Health Services	\$59,802	\$375	\$0	\$0	\$0	\$655	\$29,885	\$0	\$0	\$90,717	120
Psychological Consultants-Albion	\$51,697	\$0	\$0	\$0	\$0	\$0	\$7,841	\$0	\$0	\$59,538	50
Psychological Consultants Battle Creek	\$265,492	\$2,769	\$0	\$75	\$0	\$1,089	\$153,607	\$0	\$0	\$423,032	352
Psychological Consultants Hastings	\$1,838	\$0	\$0	\$0	\$0	\$0	\$0	\$0	\$0	\$1,838	4
Psychological Consultants Kalamazoo	\$8,573	\$12,258	\$0	\$1,575	\$0	\$0	\$1,917	\$0	\$0	\$24,323	53
University Substance Abuse Clinic	\$243,768	\$78,951	\$2,713	\$0	\$0	\$3,355	\$96,414	\$0	\$0	\$425,200	652
Van Buren SAS Hartford	\$148,015	\$2,519	\$548	\$0	\$0	\$0	\$149,381	\$0	\$0	\$300,462	173
Victory Clinic	\$47,249	\$260,636	\$0	\$0	\$0	\$0	\$0	\$0	\$0	\$307,885	447
Family & Children's Services	\$0	\$0	\$0	\$0	\$0	\$0	(\$9,933)	\$0	\$0	(\$9,933)	0
OP Totals	\$1,572,049	\$639,056	\$32,478	\$1,650	\$0	\$8,833	\$790,903	\$0	\$0	\$3,044,969	3,299

Service Category / Provider	Community Grant	Medicaid	Adult Benefit Waiver- Gross Federal & State From CA/PIHP(s)	MIChild (Federal Share Only)	State Disability Assistance	Fees	Local	Federal	Other	Total Revenues/ Expenditures	Admissions
-----------------------------	-----------------	----------	---	------------------------------	-----------------------------	------	-------	---------	-------	------------------------------	------------

Service Category / Provider	Community Grant	Medicaid	Adult Benefit Waiver- Gross Federal & State From CA/PIHP(s)	MIChild (Federal Share Only)	State Disability Assistance	Fees	Local	Federal	Other	Total Revenues/ Expenditures	Admissions
Case Management											
Cass/Woodlands Addiction Center	\$3,688	\$2,392	\$1,190	\$0	\$0	\$0	\$0	\$0	\$0	\$7,270	12
CHC-Jim Gilmore Treatment Center	\$19,571	\$25,986	\$443	\$0	\$0	\$0	\$0	\$0	\$0	\$46,000	72
CHC-Elizabeth Upjohn Center	\$49,347	\$0	\$0	\$0	\$0	\$0	\$15,241	\$0	\$0	\$64,588	186
CHC-Sturgis	\$14,449	\$13,604	\$1,045	\$0	\$0	\$0	\$0	\$0	\$0	\$29,099	17
Community Mental Health of St. Joe	\$4,325	\$12,003	\$895	\$0	\$0	\$0	\$0	\$0	\$0	\$17,222	24
InterAct of Kalamazoo	\$67,221	\$57,334	\$18,373	\$0	\$0	\$0	\$0	\$0	\$0	\$142,928	181
Kalamazoo County Human Services Dept	\$0	\$0	\$0	\$0	\$0	\$0	\$29,542	\$0	\$0	\$29,542	0
Pines Behavioral Health Services	\$2,802	\$0	\$0	\$0	\$0	\$0	\$0	\$0	\$0	\$2,802	13
Case Management Totals	\$161,403	\$111,319	\$21,946	\$0	\$0	\$0	\$44,783	\$0	\$0	\$339,450	505
Early Intervention											
CHC-Elizabeth Upjohn Center	\$0	\$0	\$0	\$0	\$0	\$0	\$2,400	\$0	\$0	\$2,400	15
InterAct of Kalamazoo	\$0	\$0	\$0	\$0	\$0	\$0	\$4,650	\$0	\$0	\$4,650	73
Psychological Consultants Battle Creek	\$600	\$0	\$0	\$0	\$0	\$0	\$0	\$0	\$0	\$600	32
University Substance Abuse Clinic	\$0	\$0	\$0	\$0	\$0	\$0	\$24,102	\$0	\$0	\$24,102	62
Early Intervention Totals	\$600	\$0	\$0	\$0	\$0	\$0	\$31,152	\$0	\$0	\$31,752	182
Recovery Support											
Community Mental Health of St. Joe	\$13,769	\$0	\$0	\$0	\$0	\$0	\$0	\$0	\$0	\$13,769	37
InterAct of Kalamazoo	\$11,918	\$0	\$0	\$0	\$0	\$0	\$0	\$0	\$0	\$11,918	159
KCMHSAS - Recovery Court, Recovery Supports	\$0	\$0	\$0	\$0	\$0	\$0	\$130,000	\$0	\$0	\$130,000	0
University Substance Abuse Clinic	\$0	\$0	\$0	\$0	\$0	\$0	\$69,020	\$0	\$0	\$69,020	177
Recovery Support Totals	\$25,687	\$0	\$0	\$0	\$0	\$0	\$199,020	\$0	\$0	\$224,707	373
Methadone											
Harbortown Treatment	\$0	\$3,856	\$0	\$0	\$0	\$0	\$0	\$0	\$0	\$3,856	0
Cherry Street Services	\$181	\$0	\$29	\$0	\$0	\$0	\$0	\$0	\$0	\$211	0
Victory Clinic	\$225,423	\$483,976	\$28,417	\$0	\$0	\$0	\$0	\$0	\$0	\$737,817	0
Methadone Totals	\$225,604	\$487,833	\$28,447	\$0	\$0	\$0	\$0	\$0	\$0	\$741,883	\$0
Detox											
CHC-Jim Gilmore Treatment Center	\$143,803	\$59,685	\$0	\$0	\$0	\$72	\$0	\$0	\$0	\$203,560	234
Sacred Heart Rehab Ctr	\$585	\$1,365	\$0	\$0	\$0	\$0	\$0	\$0	\$0	\$1,950	3
Salvation Army Turning Point	\$8,811	\$12,015	\$0	\$0	\$0	\$0	\$0	\$0	\$0	\$20,826	22
Detox Totals	\$153,199	\$73,065	\$0	\$0	\$0	\$72	\$0	\$0	\$0	\$226,336	259
Residential											
CHC-Jim Gilmore Treatment Center	\$199,188	\$82,651	\$255	\$0	\$38,529	\$0	\$0	\$0	\$0	\$320,623	286
Community Healing Center - Bethany & Hope Houses	\$8,277	\$0	\$0	\$0	\$0	\$15,932	\$0	\$0	\$14,000	\$38,209	186
Holy Cross Youth and Family Services	\$2,616	\$29,125	\$0	\$0	\$0	\$0	\$0	\$0	\$0	\$31,741	7
Ottagon Addictions Recovery Chester A Ray	\$1,440	\$3,250	\$0	\$0	\$0	\$0	\$0	\$0	\$0	\$4,690	1
Sacred Heart Rehab Ctr	\$1,646	\$5,506	\$0	\$0	\$288	\$0	\$0	\$0	\$0	\$7,440	5
Salvation Army Turning Point	\$5,974	\$9,753	\$62	\$0	\$912	\$0	\$0	\$0	\$0	\$16,701	18
Residential Totals	\$219,141	\$130,285	\$317	\$0	\$39,729	\$15,932	\$0	\$0	\$14,000	\$419,403	503

Service Category / Provider	Community Grant	Medicaid	Adult Benefit Waiver- Gross Federal & State From CA/PIHP(s)	MIChild (Federal Share Only)	State Disability Assistance	Fees	Local	Federal	Other	Total Revenues/ Expenditures	Admissions
Prevention											
Barry Co SAS	\$71,393	\$0	\$0	\$0	\$0	\$2,270	\$50,622	\$0	\$3,015	\$127,301	
Cass/Woodlands Addiction Center	\$43,714	\$0	\$0	\$0	\$0	\$0	\$48,211	\$0	\$0	\$91,925	
CHC Branch Co STARS	\$37,365	\$0	\$0	\$0	\$0	\$215	\$10,775	\$0	\$0	\$48,355	
Community Mental Health of St. Joe	\$44,085	\$0	\$0	\$0	\$0	\$0	\$0	\$0	\$0	\$44,085	
Community Healing Center	\$77,395	\$0	\$0	\$0	\$0	\$0	\$4,809	\$0	\$0	\$82,204	
Douglass Community Association	\$0	\$0	\$0	\$0	\$0	\$0	\$23,563	\$0	\$0	\$23,563	
Prevention Works	\$242,567	\$0	\$0	\$0	\$0	\$0	\$38,798	\$0	\$0	\$281,365	
Substance Abuse Council	\$89,097	\$0	\$0	\$0	\$0	\$0	\$110,000	\$0	\$0	\$199,097	
Substance Abuse Prevention Services	\$94,120	\$0	\$0	\$0	\$0	\$0	\$78,336	\$0	\$0	\$172,456	
Van Buren SAS Hartford	\$140,000	\$0	\$0	\$0	\$0	\$160	\$37,674	\$0	\$0	\$177,834	
Prevention Totals	\$839,737	\$0	\$0	\$0	\$0	\$2,645	\$402,788	\$0	\$3,015	\$1,248,185	
Other Services											
Community Healing Center - HUD/New Beginnings	\$0	\$0	\$0	\$0	\$0	\$0	\$0	\$0	\$94,650	\$94,650	
Gryphon Place-Suicide Prevention Grant	\$0	\$0	\$0	\$0	\$0	\$0	\$46,750	\$0	\$0	\$46,750	0
Kalamazoo County Courts - 8th & 9th	\$0	\$0	\$0	\$0	\$0	\$0	\$123,641	\$0	\$0	\$123,641	0
KCMHSAS - EMH/SAMHSA/MIChild Match/Bethany	\$0	\$0	\$0	\$0	\$0	\$0	\$82,317	\$0	\$14,651	\$96,968	0
Michigan Rehabilitation Services	\$0	\$0	\$0	\$0	\$0	\$0	\$37,000	\$0	\$0	\$37,000	62
Calhoun County Courts - 10th & 37th	\$0	\$0	\$0	\$0	\$0	\$0	\$170,429	\$0	\$0	\$170,429	0
Other Services Totals	\$0	\$0	\$0	\$0	\$0	\$0	\$460,137	\$0	\$109,301	\$569,438	62
Grand Totals	\$4,115,135	\$1,708,991	\$147,044	\$1,650	\$39,729	\$27,482	\$1,928,783	\$0	\$126,316	\$8,095,130	5,183

Notes:

KCMHSAS - Recovery Court, Recovery Supports are matching funds. No data reported.

Gryphon Place Suicide Grant - act as fiduciary and provide matching funds. No data reported.

KCMHSAS - EMH/SAMHSA/HUD/MIChild are matching funds. No data reported.

Calhoun county courts - data not reported.

KCHSD Recovery Supports - No data supplied.

Difference in Treatment between this report and the RER is the MI Child match

Michigan Department of Community Health, Behavioral Health and Developmental Disabilities Administration
Report to Legislature for Fiscal Year 2013
Lakeshore Coordinating Council

Service Category/Provider	Community Grant	Medicaid	Adult Benefit Waiver- Gross Federal & State From CA/PIHP(s)	MIChild (Federal Share Only)	State Disability Assistance	Fees	Local	Federal	Other	Total Revenues/ Expenditures	Admissions
General Administration											
CA Admin	\$370,626	\$0	\$21,600	\$0	\$0	\$0	\$100	\$0	\$0	\$392,326	
CA Admin - Prevention	\$87,185	\$137,293	\$0	\$0	\$0	\$0	\$0	\$0	\$0	\$224,478	
CA Regional Prevention Activities	\$20,146	\$0	\$0	\$0	\$0	\$0	\$0	\$0	\$0	\$20,146	
Access Management System	\$477,957	\$137,293	\$21,600	\$0	\$0	\$0	\$100	\$0	\$0	\$636,950	
AMS											
CA Admin	\$73,585	\$92,420	\$0	\$0	\$0	\$0	\$0	\$0	\$0	\$166,005	
Intensive Outpatient Treatment	\$73,585	\$92,420	\$0	\$0	\$0	\$0	\$0	\$0	\$0	\$166,005	
IOP											
Behavioral Health Services of HCH	\$0	\$32	\$0	\$0	\$0	\$0	\$1,581	\$0	\$0	\$1,613	2
Outpatient	\$12,187	\$15,601	\$0	\$902	\$0	\$0	\$0	\$0	\$0	\$28,690	60
Catholic Charities West Michigan (Muskegon)	\$2,529	\$17,522	\$0	\$0	\$0	\$0	\$0	\$0	\$0	\$20,051	43
Community Healing Ctr. - Niles	\$32,514	\$0	\$0	\$0	\$0	\$0	\$0	\$0	\$0	\$32,514	48
Hackley Life Counseling	\$146,923	\$98,011	\$40,536	\$0	\$0	\$0	\$0	\$0	\$0	\$285,470	454
OAR-Grand Haven	\$14,617	\$8,210	\$100	\$0	\$0	\$653	\$3,244	\$0	\$0	\$26,824	25
OAR-Holland	\$60,010	\$20,200	\$380	\$0	\$0	\$1,754	\$2,989	\$0	\$0	\$85,333	65
IOP Totals	\$268,780	\$159,576	\$41,016	\$902	\$0	\$2,407	\$7,814	\$0	\$0	\$480,495	697
OP											
Behavioral Health Services of HCH	\$0	\$435	\$0	\$0	\$0	\$0	\$1,271	\$0	\$0	\$1,706	
Berrien Co Hlth Dept	\$246,470	\$0	\$0	\$0	\$0	\$2,574	\$242,705	\$0	\$0	\$491,749	145
Berrien County Trial Court	\$30,311	\$0	\$0	\$0	\$0	\$0	\$0	\$0	\$0	\$30,311	535
Catholic Charities West Michigan (Ottawa)	\$3,832	\$45,433	\$0	\$428	\$0	\$0	\$0	\$0	\$0	\$49,693	30
Catholic Charities West Michigan (Muskegon)	\$1,867	\$38,885	\$0	\$673	\$0	\$0	\$0	\$0	\$0	\$41,425	36
Cherry Street Services, Inc. "Methadone"	\$889	\$3,278	\$0	\$0	\$0	\$0	\$0	\$0	\$0	\$4,167	4
Community Healing Ctr. - Niles	\$58,851	\$0	\$0	\$0	\$0	\$3,204	\$0	\$0	\$0	\$62,055	81
Community Mental Health of Ottawa County	\$0	\$0	\$0	\$0	\$0	\$0	\$47,554	\$0	\$0	\$47,554	0
Eastside Substance Abuse Clinic "Methadone"	\$5,544	\$149,475	\$15,815	\$0	\$0	\$0	\$16,984	\$0	\$0	\$187,818	105
Every Woman's Place	\$18,325	\$0	\$0	\$0	\$0	\$0	\$0	\$0	\$0	\$18,325	0
Hackley Life Counseling	\$129,434	\$109,077	\$26,147	\$247	\$0	\$0	\$397	\$0	\$0	\$265,302	495
Harbortown Treatment Center "Methadone"	\$74,801	\$0	\$0	\$484	\$0	\$0	\$0	\$0	\$0	\$75,285	112
OAR-Grand Haven	\$30,888	\$19,636	\$5,714	\$0	\$0	\$1,860	\$4,263	\$0	\$0	\$62,361	62
OAR-Holland	\$75,067	\$33,174	\$5,930	\$390	\$0	\$6,049	\$11,279	\$0	\$0	\$131,889	191
Pathways, MI - Allegan	\$67,254	\$0	\$0	\$260	\$0	\$0	\$0	\$0	\$0	\$67,514	171
Pathways, MI - Grand Haven	\$39,170	\$10,808	\$3,095	\$0	\$0	\$0	\$0	\$0	\$0	\$53,073	93
Pathways, MI - Holland	\$103,380	\$13,083	\$3,050	\$0	\$0	\$0	\$2,721	\$0	\$0	\$122,234	145
Steven DeGroot, Ph.D. (Allegan Drug Court & Meth Diversion)	\$0	\$0	\$0	\$0	\$0	\$0	\$29,355	\$0	\$0	\$29,355	23
West MI Therapy	\$151,457	\$61,805	\$13,465	\$0	\$0	\$0	\$0	\$0	\$0	\$226,727	323
West MI Therapy - Jarman	\$40,924	\$34,422	\$26,028	\$0	\$0	\$0	\$0	\$0	\$0	\$101,374	0
60th District Court (Court Assessments)	\$0	\$0	\$0	\$0	\$0	\$34,234	\$139,438	\$0	\$0	\$173,672	543
OP Totals	\$1,078,464	\$519,511	\$99,244	\$2,482	\$0	\$47,922	\$495,967	\$0	\$0	\$2,243,590	3,094

Service Category/Provider	Community Grant	Medicaid	Adult Benefit Waiver- Gross Federal & State From CA/PIHP(s)	MIChild (Federal Share Only)	State Disability Assistance	Fees	Local	Federal	Other	Total Revenues/ Expenditures	Admissions
Case Management											
Abundant Life Ministries - Fresh Start	\$1,744	\$0	\$0	\$0	\$0	\$0	\$0	\$0	\$0	\$1,744	137
Catholic Charities West Michigan (Ottawa)	\$394	\$214	\$0	\$0	\$0	\$0	\$0	\$0	\$0	\$608	0
Hackley Life Counseling	\$88,186	\$47,044	\$2,599	\$0	\$0	\$0	\$0	\$0	\$0	\$137,829	0
OAR-Grand Haven	\$1,734	\$0	\$0	\$0	\$0	\$0	\$1,610	\$0	\$0	\$3,344	0
OAR-Holland	\$12,153	\$23	\$0	\$0	\$0	\$0	\$3,450	\$0	\$0	\$15,626	0
OAR-Harbor House	\$8,017	\$461	\$113	\$0	\$0	\$0	\$0	\$0	\$0	\$8,591	0
Pathways, MI - Allegan	\$990	\$0	\$0	\$0	\$0	\$0	\$0	\$0	\$0	\$990	0
Pathways, MI - Grand Haven	\$517	\$0	\$0	\$0	\$0	\$0	\$0	\$0	\$0	\$517	0
Pathways, MI - Holland	\$248	\$0	\$0	\$0	\$0	\$0	\$0	\$0	\$0	\$248	0
Steven DeGroot, Ph.D. (Allegan Drug Court & Meth Diversion)	\$0	\$0	\$0	\$0	\$0	\$0	\$54,175	\$0	\$0	\$54,175	0
West MI Therapy - Jarman	\$18,361	\$2,183	\$1,361	\$0	\$0	\$0	\$0	\$0	\$0	\$21,905	0
Case Management Totals	\$132,344	\$49,925	\$4,073	\$0	\$0	\$0	\$59,235	\$0	\$0	\$245,577	137
Early Intervention											
Catholic Charities West Michigan (Muskegon)	\$4,160	\$0	\$0	\$0	\$0	\$0	\$0	\$0	\$0	\$4,160	50
Early Intervention Totals	\$4,160	\$0	\$0	\$0	\$0	\$0	\$0	\$0	\$0	\$4,160	50
Recovery Support											
Abundant Life Ministries - Fresh Start	\$40,459	\$0	\$0	\$0	\$0	\$0	\$0	\$0	\$0	\$40,459	268
Recovery Support Totals	\$40,459	\$0	\$0	\$0	\$0	\$0	\$0	\$0	\$0	\$40,459	268
Methadone											
Eastside Substance Abuse Clinic	\$7,972	\$230,795	\$20,387	\$0	\$0	\$0	\$20,000	\$0	\$0	\$279,154	0
Harbortown Treatment Center	\$24,220	\$0	\$0	\$0	\$0	\$0	\$0	\$0	\$0	\$24,220	0
Cherry Street Services, Inc.	\$4,132	\$15,768	\$0	\$0	\$0	\$0	\$0	\$0	\$0	\$19,900	0
Methadone Totals	\$36,324	\$246,563	\$20,387	\$0	\$0	\$0	\$20,000	\$0	\$0	\$323,274	0
Detox											
Jim Gilmore Jr. CHC	\$111,711	\$10,320	\$5,280	\$0	\$0	\$2,388	\$10,885	\$0	\$0	\$140,584	145
Pine Rest Jellema TC	\$5,929	\$1,569	\$0	\$0	\$0	\$0	\$0	\$0	\$0	\$7,498	4
Salvation Army TP Program	\$130,913	\$59,142	\$11,222	\$0	\$0	\$0	\$29,788	\$0	\$0	\$231,065	240
Detox Totals	\$248,553	\$71,031	\$16,502	\$0	\$0	\$2,388	\$40,673	\$0	\$0	\$379,147	389
Residential											
Holy Cross Youth & Family Services (inc. Rm & Bd for Med.)	\$1,080	\$0	\$0	\$0	\$0	\$0	\$0	\$0	\$0	\$1,080	4
Jim Gilmore Jr. CHC (inc. Rm & Bd for Med.)	\$121,918	\$7,868	\$7,548	\$0	\$0	\$0	\$8,416	\$0	\$0	\$145,750	139
OAR-Chester A. Ray Ctr. (inc. Rm & Bd for Med.)	\$208,975	\$40,507	\$10,604	\$0	\$28,184	\$3,952	\$37,481	\$0	\$0	\$329,703	61
OAR-Harbor House (inc. Rm & Bd for Med.)	\$168,127	\$71,994	\$25,318	\$0	\$0	\$5,332	\$38,298	\$0	\$0	\$309,069	27
Pine Rest Freedom House (inc. Rm & Bd for Med.)	\$2,887	\$5,229	\$0	\$0	\$0	\$0	\$0	\$0	\$0	\$8,116	1
Pine Rest-Jellema House (inc. Rm & Bd for Med.)	\$9,184	\$3,336	\$0	\$0	\$0	\$0	\$0	\$0	\$0	\$12,520	2
Pine Rest Jellema TC (inc. Rm & Bd for Med.)	\$5,691	\$0	\$0	\$0	\$0	\$0	\$0	\$0	\$0	\$5,691	1
Salvation Army TP Prog (inc. Rm & Bd for Med.)	\$127,020	\$44,598	\$5,678	\$0	\$0	\$0	\$28,839	\$0	\$0	\$206,135	186
Wedgwood Christian Services (inc. Rm & Bd for Med.)	\$4,752	\$43,862	\$0	\$0	\$0	\$0	\$0	\$0	\$0	\$48,614	4
Residential Totals	\$649,634	\$217,394	\$49,148	\$0	\$28,184	\$9,283	\$113,034	\$0	\$0	\$1,066,677	425

Service Category/Provider	Community Grant	Medicaid	Adult Benefit Waiver- Gross Federal & State From CA/PIHP(s)	MIChild (Federal Share Only)	State Disability Assistance	Fees	Local	Federal	Other	Total Revenues/ Expenditures	Admissions
Prevention											
Allegan CMH	\$129,400	\$0	\$0	\$0	\$0	\$0	\$75,000	\$0	\$2,017	\$206,417	0
Berrien Co Hlth Dept	\$161,637	\$0	\$0	\$0	\$0	\$5,180	\$192,217	\$0	\$921	\$359,955	0
Every Woman's Place	\$74,826	\$0	\$0	\$0	\$0	\$0	\$0	\$0	\$0	\$74,826	0
Muskegon Co Hlth Dept	\$25,803	\$0	\$0	\$0	\$0	\$0	\$449,980	\$0	\$0	\$475,783	0
Ottawa Co. Health Dept	\$85,591	\$0	\$0	\$0	\$0	\$6,027	\$0	\$0	\$0	\$91,618	0
Pathways, MI-Holland	\$175,000	\$0	\$0	\$0	\$0	\$25,871	\$15,838	\$0	\$109,324	\$326,033	0
Sylvia's Place	\$0	\$0	\$0	\$0	\$0	\$0	\$9,330	\$0	\$0	\$9,330	0
Prevention Totals	\$652,257	\$0	\$0	\$0	\$0	\$37,078	\$742,365	\$0	\$112,262	\$1,543,962	
Other Services											
CA Strategic Prevention Framework "PFS II"	\$2,394	\$0	\$0	\$0	\$0	\$0	\$0	\$0	\$0	\$2,394	0
Data Evaluation Project	\$0	\$0	\$0	\$0	\$0	\$0	\$16,975	\$0	\$0	\$16,975	0
Catholic Charities West Michigan (Ottawa) "CD"	\$535	\$0	\$0	\$0	\$0	\$0	\$0	\$0	\$0	\$535	47
Hackley Life Counseling "CD" (HE/RR)	\$4,392	\$0	\$0	\$0	\$0	\$0	\$2,538	\$0	\$0	\$6,930	50
Muskegon Community Health Project "PFS II"	\$22,695	\$0	\$0	\$0	\$0	\$0	\$0	\$0	\$0	\$22,695	0
Other Services Totals	\$30,016	\$0	\$0	\$0	\$0	\$0	\$19,513	\$0	\$0	\$49,529	97
Grand Totals	\$3,692,633	\$1,493,713	\$251,970	\$3,384	\$28,184	\$99,079	\$1,498,701	\$0	\$112,262	\$7,179,826	5,157

Notes:

WSS funds are used for ancillary services provided to Medicaid clients from PIHPs that do not contract with LCC and all data for those clients could not be captured. Additionally, LCC captures other WSS services and Units of Service via a database that is not connected to the State's database.

All "CD" Providers' Admissions and Unduplicated Clients represent the number of clients served. These numbers are also included in each providers' treatment row because clients receiving HE/RR services also received treatment. The "CD" Units of Service represent multiple-participant group sessions.

PA2 Funding was used for Allegan County Sheriff Department, Behavioral Health Services of HCH, Berrien County Health Department, Community Mental Health of Ottawa County, OAR-Chester A. Ray Ctr., OAR-Harbor House, OAR-Holland, Pathways MI, Steven DeGroot, Ph.D., Salvation Army TP Program, and 60th District Court. Some of the PA2 Units of Service, Admissions, and Unduplicated Clients for these Providers are not submitted through the State's database. The data is collected via other means.

Case Management services include referral, linking, and care coordination services. Case Management WSS units, admissions, and unduplicated clients are in OP. Other Case Management Admissions and Unduplicated Clients are included in each provider's main service category numbers (i.e. OP, Residential)

Units of Service and Client data for Catholic Charities West Michigan (Muskegon) Early Intervention services are reported manually. Some Admissions and Unduplicated Clients, however, may also be included with the provider's OP and IOP numbers if treatment is recommended.

Units of Service and Client data for Harbortown Treatment Center's adolescent services for the Juvenile Detention Center are reported manually.

Methadone admissions are included in corresponding OP site.

Medicaid and ABW funds and client data not available to LCC for Berrien or Allegan Counties (PIHPs hold).

Michigan Department of Community Health, Behavioral Health and Developmental Disabilities Administration
Report to the Legislature for Fiscal Year 2013
Macomb County CMH/Office of Substance Abuse

Service Category / Provider	Community Grant	Medicaid	Adult Benefit Waiver-Gross Federal & State From CAPIHP(s)	MIChild (Federal Share Only)	State Disability Assistance	Fees	Local	Federal	Other	Total Revenues/ Expenditures	Admissions
General Administration											
Office of Substance Abuse	485,052	\$224,423	\$35,767	\$0	\$0	\$75	\$140,000	\$0	\$0	\$885,317	
Office of Substance Abuse-Prevention	84,092	\$0	\$0	\$0	\$0	\$0	\$0	\$0	\$0	\$84,092	
General Administration Totals	\$569,144	\$224,423	\$35,767	\$0	\$0	\$75	\$140,000	\$0	\$0	\$969,409	
Access Management System											
Access Management System (AMS) Providers											
C.A.R.E.	215,662	\$117,199	\$0	\$0	\$0	\$0	\$17,392	\$0	\$0	\$350,253	2,451
AMS Totals	\$215,662	\$117,199	\$0	\$0	\$0	\$0	\$17,392	\$0	\$0	\$350,253	2,451
Intensive Outpatient Treatment											
Intensive Outpatient (IOP) Providers											
Clinton Counseling Ctr	12,844	\$9,080	\$1,079	\$0	\$0	\$1,426	\$0	\$0	\$0	\$24,429	38
Clinton Counseling Ctr-Integrated Treatment	27,541	\$953	\$4,509	\$0	\$0	\$2,267	\$0	\$0	\$0	\$35,270	72
Outpatient	22,762	\$5,440	\$704	\$0	\$0	\$2,454	\$5,845	\$0	\$0	\$37,205	82
Eastwood-Clinton Twp-Integrated Treatment	1,947	\$3,132	\$2,624	\$0	\$0	\$302	\$1,774	\$0	\$0	\$9,779	20
Eastwood-Shelby Township	2,360	\$2,816	\$768	\$0	\$0	\$196	\$0	\$0	\$0	\$6,140	13
Eastwood-Shelby Twp-Integrated Tx	5,933	\$2,304	\$1,024	\$0	\$0	\$584	\$0	\$0	\$0	\$9,845	17
Eastwood-St. Clair Shores	3,304	\$1,984	\$960	\$0	\$0	\$219	\$0	\$0	\$0	\$6,467	19
Eastwood-St. Clair Shores- Integrated Treatment	12,258	\$6,688	\$0	\$0	\$0	\$1,022	\$0	\$0	\$0	\$19,968	34
Sacred Heart-Warren	6,360	\$5,200	\$1,430	\$0	\$0	\$532	\$0	\$0	\$0	\$13,522	27
Sacred Heart-Warren-Integrated Treatment	3,065	\$3,705	\$780	\$0	\$0	\$282	\$0	\$0	\$0	\$7,832	17
IOP Totals	\$98,374	\$41,302	\$13,878	\$0	\$0	\$9,284	\$7,619	\$0	\$0	\$170,457	339

Outpatient (OP) Providers

Clinton Counseling Ctr	89,744	\$37,077	\$8,449	\$482	\$0	\$12,554	\$88	\$0	\$0	\$148,394	210
Clinton Counseling Ctr-Integrated Treatment	110,203	\$35,280	\$18,061	\$0	\$0	\$12,660	\$190	\$0	\$0	\$176,394	295
Clinton Counsel-Jail	0	\$0	\$0	\$0	\$0	\$0	\$182,855	\$0	\$0	\$182,855	205
Eastwood-Clinton Twp	52,590	\$17,550	\$3,049	\$0	\$0	\$8,269	\$4,657	\$0	\$0	\$86,115	134
Eastwood-Clinton Twp-Integrated Treatment	49,574	\$29,462	\$10,232	\$0	\$0	\$6,599	\$8,064	\$0	\$0	\$103,931	119
Eastwood-Shelby Township	4,068	\$3,098	\$172	\$0	\$0	\$291	\$0	\$0	\$0	\$7,629	32
Eastwood-Shelby Twp-Integrated Tx	4,149	\$2,402	\$1,518	\$0	\$0	\$301	\$0	\$0	\$0	\$8,370	18
Eastwood-St. Clair Shores	18,642	\$7,610	\$858	\$0	\$0	\$2,377	\$0	\$0	\$0	\$29,487	75
Eastwood-St. Clair Shores- Integrated Treatment	18,977	\$12,633	\$3,826	\$292	\$0	\$1,809	\$0	\$0	\$0	\$37,537	81
MFS-Clinton Township	5,660	\$1,618	\$71	\$0	\$0	\$483	\$0	\$0	\$0	\$7,832	31
MFS-Clinton Twp. - Integrated Treatment	6,810	\$2,680	\$0	\$0	\$0	\$652	\$0	\$0	\$0	\$10,142	3
MFS-Richmond	5,600	\$650	\$387	\$0	\$0	\$293	\$0	\$0	\$0	\$6,930	19
MFS-Richmond-Integrated Treatment	635	\$310	\$420	\$0	\$0	\$26	\$0	\$0	\$0	\$1,391	1
MFS-Romeo	19,392	\$12,805	\$264	\$0	\$0	\$1,355	\$0	\$0	\$0	\$33,816	49
MFS-Romeo-Integrated Treatment	23,695	\$7,453	\$1,616	\$0	\$0	\$2,041	\$35	\$0	\$0	\$34,840	35
Premier - Warren - Meth	0	\$1,200	\$0	\$0	\$0	\$0	\$0	\$0	\$0	\$1,200	1
Sacred Heart-Madison Heights - Meth	61,494	\$79,375	\$21,759	\$0	\$0	\$0	\$0	\$0	\$0	\$162,628	130
Sacred Heart-Memphis-Meth	1,966	\$8,449	\$1,832	\$0	\$0	\$0	\$30	\$0	\$0	\$12,277	4
Sacred Heart-New Haven	609	\$999	\$0	\$0	\$0	\$11	\$0	\$0	\$0	\$1,619	29
Sacred Heart-New Haven-Integrated Treatment	8,140	\$5,985	\$1,090	\$0	\$0	\$239	\$0	\$0	\$0	\$15,454	22
Sacred Heart-Warren	73,987	\$42,825	\$9,412	\$260	\$0	\$9,845	\$0	\$0	\$0	\$136,329	242
Sacred Heart-Warren-Integrated Treatment	51,431	\$28,614	\$11,017	\$535	\$0	\$5,917	\$0	\$0	\$0	\$97,514	188
Bio-Med Behavioral Healthcare, Inc.	91,712	\$357,961	\$98,990	\$0	\$0	\$9,092	\$0	\$0	\$0	\$557,755	183
OP Totals	\$699,078	\$696,036	\$193,023	\$1,569	\$0	\$74,814	\$196,919	\$0	\$0	\$1,860,439	2,106

Case Management Providers

C.A.R.E. - DHS	0	\$0	\$0	\$0	\$0	\$0	\$232,995	\$0	\$0	\$232,995	410
C.A.R.E. - WSS & Meth.	114,083	\$0	\$0	\$0	\$0	\$0	\$0	\$0	\$0	\$114,083	72
Case Management Totals	\$114,083	\$0	\$0	\$0	\$0	\$0	\$232,995	\$0	\$0	\$347,078	482

Early Intervention Providers

MFS-Clinton Township	720	\$0	\$0	\$0	\$0	\$0	\$0	\$0	\$0	\$720	3
MFS-Richmond	1,440	\$0	\$0	\$0	\$0	\$0	\$0	\$0	\$0	\$1,440	6
MFS-Romeo	17,170	\$16,790	\$0	\$0	\$0	\$0	\$0	\$0	\$0	\$33,960	108
MFS-Romeo-Integrated Treatment	3,040	\$3,360	\$0	\$0	\$0	\$0	\$0	\$0	\$0	\$6,400	22
Early Intervention Totals	\$22,370	\$20,150	\$0	\$0	\$0	\$0	\$0	\$0	\$0	\$42,520	139

Recovery Support Providers

Care - Peer Recovery	0	\$78,436	\$0	\$0	\$0	\$0	\$176,718	\$0	\$0	\$255,154	470
MCOSA- Peer Recovery	0	\$0	\$0	\$0	\$0	\$0	\$5,100	\$0	\$0	\$5,100	0
Recovery Support Totals	\$0	\$78,436	\$0	\$0	\$0	\$0	\$181,818	\$0	\$0	\$260,254	470

Methadone Providers

Sacred Heart-Madison Heights - Meth	64,000	\$80,137	\$20,468	\$0	\$0	\$243	\$0	\$0	\$0	\$164,848	130
Sacred Heart-Memphis	1,956	\$10,516	\$1,842	\$0	\$0	\$0	\$0	\$0	\$0	\$14,314	4
Bio-Med Behavioral Healthcare, Inc.	91,664	\$372,250	\$83,156	\$0	\$0	\$6,993	\$0	\$0	\$0	\$554,063	183
Premier - Warren - Meth	0	\$1,128	\$0	\$0	\$0	\$0	\$0	\$0	\$0	\$1,128	1
Methadone Totals	\$157,620	\$464,031	\$105,466	\$0	\$0	\$7,236	\$0	\$0	\$0	\$734,353	318

Detox Providers											
Community Programs, Inc.	52,400	\$26,244	\$0	\$0	\$0	\$4,302	\$174,829	\$0	\$0	\$257,775	289
Sacred Heart-Memphis	67,424	\$119,188	\$0	\$0	\$0	\$1,990	\$13,838	\$0	\$0	\$202,440	253
Sacred Heart-Memphis-Integrated Treatment	17,836	\$36,180	\$0	\$0	\$0	\$495	\$2,352	\$0	\$0	\$56,863	141
Sacred Heart-Memphis - Statewide	125,909	\$0	\$0	\$0	\$0	\$0	\$0	\$0	\$0	\$125,909	178
Sacred Heart-Memphis-Statewide-Integrated Tx	24,691	\$0	\$0	\$0	\$0	\$0	\$0	\$0	\$0	\$24,691	76
Detox Totals	\$288,260	\$181,612	\$0	\$0	\$0	\$6,787	\$191,019	\$0	\$0	\$667,678	937
Residential Providers											
Clearview-WSS	58,989	\$72,830	\$0	\$0	\$0	\$0	\$0	\$0	\$0	\$131,819	0
Community Programs, Inc.	11,743	\$11,533	\$0	\$0	\$0	\$715	\$7,083	\$0	\$0	\$31,074	24
Eastwood-Royal Oak	159,426	\$16,259	\$0	\$0	\$8,760	\$3,335	\$143,781	\$0	\$0	\$331,561	223
Holy Cross Youth & Family Svc/DBA Kairos Healthcare	21,886	\$35,237	\$0	\$7,390	\$0	\$45	\$0	\$0	\$0	\$64,558	7
Holy Cross Youth & Family Svc/DBA Kairos Healthcare-Integrated Treatment	3,904	\$15,748	\$0	\$8,472	\$0	\$15	\$0	\$0	\$0	\$28,139	8
Sacred Heart-Memphis	274,555	\$416,675	\$0	\$0	\$0	\$5,487	\$12,386	\$0	\$0	\$709,103	238
Sacred Heart-Memphis-Integrated Services	55,080	\$122,247	\$0	\$0	\$0	\$2,074	\$3,672	\$0	\$0	\$183,073	151
Sacred Heart-Memphis - Statewide	395,202	\$0	\$0	\$0	\$0	\$7,195	\$0	\$0	\$0	\$402,397	73
Sacred Heart-Memphis-Statewide-Integrated Tx	80,971	\$0	\$0	\$0	\$0	\$0	\$0	\$0	\$0	\$80,971	145
Turning Point-Pontiac	88,503	\$0	\$0	\$0	\$26,465	\$1,758	\$7,296	\$0	\$0	\$124,022	52
Turning Point-Pontiac-Integrated Treatment	92,102	\$17,936	\$0	\$0	\$0	\$2,822	\$2,578	\$0	\$0	\$115,438	120
Residential Totals	\$1,242,361	\$708,465	\$0	\$15,862	\$35,225	\$23,446	\$176,796	\$0	\$0	\$2,202,155	1,041
Prevention Providers											
C.A.R.E.	190,747	\$0	\$0	\$0	\$0	\$70,762	\$352,753	\$0	\$0	\$614,262	
Clinton Counsel-Jail	112,900	\$0	\$0	\$0	\$0	\$0	\$0	\$0	\$0	\$112,900	
MFS-Romeo	154,504	\$0	\$0	\$0	\$0	\$600	\$0	\$0	\$0	\$155,104	
MCOSA	88,300	\$0	\$0	\$0	\$0	\$0	\$0	\$0	\$0	\$88,300	
Prevention Totals	\$546,451	\$0	\$0	\$0	\$0	\$71,362	\$352,753	\$0	\$0	\$970,566	
Other Service Providers											
Children's Waiver Project with MCCMH	0	\$0	\$0	\$0	\$0	\$0	\$5,000	\$0	\$0	\$5,000	
Michigan Rehabilitation Services	0	\$0	\$0	\$0	\$0	\$0	\$10,800	\$0	\$0	\$10,800	
Other Services Totals	\$0	\$0	\$0	\$0	\$0	\$0	\$15,800	\$0	\$0	\$15,800	
Grand Totals	\$3,953,403	\$2,531,654	\$348,134	\$17,431	\$35,225	\$193,004	\$1,512,111	\$0	\$0	\$8,590,962	8,283

Michigan Department of Community Health, Behavioral Health and Development Disabilities Administration
Report to the Legislature for Fiscal Year 2013
Network180 (Kent County CMH Authority)

Provider	Community Grant	Medicaid	Adult Benefit Waiver-Gross Federal & State From CA/PIHP(s)	MICChild (Federal Share Only)	Disability Assis	Fees	Local	Federal	Other	Total Revenues/ Expenditures	Admissions
General Administration											
Prevention Coordinator (general admin)	\$92,800	\$0	\$0	\$0	\$0	\$0	\$0	\$0	\$0	\$92,800	
Network180 - Communicable Disease Allocation (trainings)	\$8,496	\$0	\$0	\$0	\$0	\$0	\$0	\$0	\$0	\$8,496	
CA Admin	\$562,061	\$290,116	\$47,400	\$0	\$0	\$0	\$0	\$0	\$0	\$899,577	
Access Management System	\$663,357	\$290,116	\$47,400	\$0	\$0	\$0	\$0	\$0	\$0	\$1,000,873	
AMS											
CDR	\$265,997	\$489,687	\$24,930	\$0	\$0	\$0	\$0	\$0	\$0	\$780,614	
Intensive Outpatient Treatment	\$265,997	\$489,687	\$24,930	\$0	\$0	\$0	\$0	\$0	\$0	\$780,614	
IOP											
	\$0	\$0	\$0	\$0	\$0	\$0	\$0	\$0	\$0	\$0	0
Outpatient	\$0	\$0	\$0	\$0	\$0	\$0	\$0	\$0	\$0	\$0	0
OP											
Arbor Circle Corp	\$524,122	\$193,908	\$40,963	\$0	\$0	\$3,752	\$472,570	\$0	\$0	\$1,235,314	1,520
Arbor Circle Corp - Hispanic Earmark	\$102	\$3	\$48	\$0	\$0	\$0	\$0	\$0	\$0	\$153	0
Bethany Christian Services	\$0	\$171	\$852	\$0	\$0	\$0	\$0	\$0	\$0	\$1,023	1
DA Blodgett (no longer used agency prior year late bill)	\$0	\$127	\$0	\$0	\$0	\$0	\$0	\$0	\$0	\$127	0
Catholic Charities	\$0	\$864	\$0	\$0	\$0	\$0	\$0	\$0	\$0	\$864	1
Family Outreach Center - Hispanic Earmark	\$5,082	\$1,915	\$1,656	\$0	\$0	\$0	\$0	\$0	\$0	\$8,652	27
Family Outreach Center	\$1,137	\$9,083	\$3,145	\$0	\$0	\$347	\$20,876	\$0	\$0	\$34,587	82
Grand River Bands of Ottawa Indians	\$1,269	\$0	\$0	\$0	\$0	\$0	\$20,219	\$0	\$0	\$21,488	5
Cherry Street Health Services	\$8,021	\$41,406	\$14,478	\$0	\$0	\$1,399	\$140,474	\$0	\$0	\$205,779	260
Cherry Street Health Services (Hisp Earmark) (3)	\$74,208	\$0	\$0	\$0	\$0	\$0	\$0	\$0	\$0	\$74,208	114
Cherry Street Health Services (LGS) - Methadone OP	\$7,121	\$214,047	(\$31,155)	\$0	\$0	\$0	\$213,772	\$0	\$0	\$403,785	540
Pine Rest	\$1,018	\$4,104	\$3,029	\$0	\$0	\$0	\$18,892	\$0	\$0	\$27,043	90
Wedgwood Christian	\$1,577	\$215,036	\$0	\$6,124	\$0	\$471	\$25,126	\$0	\$0	\$248,334	148
OP Totals	\$623,657	\$680,664	\$33,015	\$6,124	\$0	\$5,969	\$911,929	\$0	\$0	\$2,261,357	2,788
Case Management											
Arbor Circle Corp	\$167,205	\$338,666	\$6,280	\$0	\$0	\$0	\$162,415	\$0	\$0	\$674,566	186
Family Outreach Center	\$146,614	\$66,803	\$0	\$0	\$0	\$0	\$90,792	\$0	\$0	\$304,209	49
Pine Rest Hispanic	\$46,138	\$0	\$0	\$0	\$0	\$0	\$0	\$0	\$0	\$46,138	0
Cherry Street Health Services	(\$4,775)	\$119,766	\$0	\$0	\$0	\$0	\$100,851	\$0	\$0	\$215,842	0
Case Management Totals	\$355,182	\$525,235	\$6,280	\$0	\$0	\$0	\$354,058	\$0	\$0	\$1,240,755	235
Early Intervention											
N/A	\$0	\$0	\$0	\$0	\$0	\$0	\$0	\$0	\$0	\$0	
Early Intervention Totals	\$0	\$0	\$0	\$0	\$0	\$0	\$0	\$0	\$0	\$0	0

Provider	Community Grant	Medicaid	Adult Benefit Waiver-Gross Federal & State From CA/PIHP(s)	MIChild (Federal Share Only)	Disability Assis	Fees	Local	Federal	Other	Total Revenues/ Expenditures	Admissions
Recovery Support											
Arbor Circle Corp	\$3,079	\$27,080	\$0	\$0	\$0	\$0	\$106,717	\$0	\$0	\$136,876	52
Arbor Circle Corp - Integrated Treatment	\$5,134	\$14,748	\$0	\$0	\$0	\$0	\$81,770	\$0	\$0	\$101,652	110
Family Outreach Center	\$3,969	\$15,040	\$0	\$0	\$0	\$0	\$120,890	\$0	\$0	\$139,899	39
Cherry Street Health Services	\$3,060	\$26,322	\$0	\$0	\$0	\$0	\$106,424	\$0	\$0	\$135,806	61
Alpine Recovery (recovery residence)	\$8,514	\$0	\$0	\$0	\$0	\$0	\$0	\$0	\$0	\$8,514	0
The Comfort House (recovery residence)	\$31,885	\$0	\$0	\$0	\$0	\$0	\$0	\$0	\$0	\$31,885	0
Grand Recovery (recovery residence)	\$30,603	\$0	\$0	\$0	\$0	\$0	\$0	\$0	\$0	\$30,603	0
Hope House (recovery residence)	\$1,894	\$0	\$0	\$0	\$0	\$0	\$0	\$0	\$0	\$1,894	0
Our Hope (recovery residence)	\$3,770	\$0	\$0	\$0	\$0	\$0	\$0	\$0	\$0	\$3,770	3
Perry Recovery (recovery residence)	\$3,646	\$0	\$0	\$0	\$0	\$0	\$0	\$0	\$0	\$3,646	0
Pine Rest Recovery (recovery residence)	\$11,831	\$0	\$0	\$0	\$0	\$0	\$0	\$0	\$0	\$11,831	15
Recovery Road (recovery residence)	\$16,532	\$0	\$0	\$0	\$0	\$0	\$0	\$0	\$0	\$16,532	0
Recovery Road Charities (recovery residence)	\$57,315	\$0	\$0	\$0	\$0	\$0	\$1,310	\$0	\$0	\$58,625	0
Sacred Beginings (recovery residence)	\$18,868	\$0	\$0	\$0	\$0	\$0	\$0	\$0	\$0	\$18,868	0
UMC First Step (recovery residence)	\$16,604	\$0	\$0	\$0	\$0	\$0	\$0	\$0	\$0	\$16,604	0
Pine Rest	\$3,432	\$15,040	\$0	\$0	\$0	\$0	\$112,348	\$0	\$0	\$130,820	45
Recovery Support Totals	\$220,135	\$98,230	\$0	\$0	\$0	\$0	\$529,459	\$0	\$0	\$847,824	325
Methadone											
Cherry Street Health Service	\$21,142	\$645,696	\$144,934	\$0	\$0	\$43	\$339,937	\$0	\$0	\$1,151,753	404
Methadone Totals	\$21,142	\$645,696	\$144,934	\$0	\$0	\$43	\$339,937	\$0	\$0	\$1,151,753	404
Detox											
Pine Rest	(\$160)	(\$71)	\$0	\$0	\$0	\$0	\$0	\$0	\$0	(\$231)	
Salvation Army Turning Point	\$16,038	\$109,770	\$32,156	\$0	\$0	\$0	\$283,670	\$0	\$0	\$441,634	464
Detox Totals	\$15,878	\$109,699	\$32,156	\$0	\$0	\$0	\$283,670	\$0	\$0	\$441,403	464
Residential											
Our Hope Association	\$44,003	\$66,714	\$0	\$0	\$44,296	\$0	\$85,018	\$0	\$0	\$240,031	52
Pine Rest - Adult Services	\$264,142	\$113,363	\$0	\$0	\$79,956	\$0	\$0	\$0	\$0	\$457,461	123
Pine Rest - Adult Services - Hispanic Earmark	\$70,342	\$4,600	\$0	\$0	\$0	\$0	\$0	\$0	\$0	\$74,942	15
Salvation Army Turning Point	\$12,954	\$115,041	\$0	\$0	\$20,184	\$0	\$238,011	\$0	\$0	\$386,190	308
Wedgwood - Adolescent	\$1,704	\$63,321	\$0	\$0	\$4,725	\$0	\$0	\$0	\$0	\$69,750	7
Residential Totals	\$393,146	\$363,039	\$0	\$0	\$149,160	\$0	\$323,029	\$0	\$0	\$1,228,374	505
Prevention											
Arbor Circle Corp	\$40,084	\$0	\$0	\$0	\$0	\$0	\$70,016	\$0	\$0	\$110,100	see footnote (5)
Family Outreach Center	\$19,787	\$0	\$0	\$0	\$0	\$0	\$4,905	\$0	\$0	\$24,692	
Kent County Health Department	\$43,203	\$0	\$0	\$0	\$0	\$0	\$103,829	\$0	\$0	\$147,032	
Cherry Street Health Services	\$72,856	\$0	\$0	\$0	\$0	\$0	\$29,000	\$0	\$0	\$101,856	
Cherry Street Health Services - tobacco (Synar activities)	\$23,516	\$0	\$0	\$0	\$0	\$0	\$0	\$0	\$0	\$23,516	
Living Waters, Inc.	\$34,014	\$0	\$0	\$0	\$0	\$0	\$6,095	\$0	\$0	\$40,109	
Wedgwood Christian	\$77,217	\$0	\$0	\$0	\$0	\$0	\$43,183	\$0	\$0	\$120,400	
Other Prevention (Other Prevention Events, Coalition activity, and Trainings)	\$175,383	\$0	\$0	\$0	\$0	\$0	\$0	\$0	\$0	\$175,383	
Prevention Totals	\$486,061	\$0	\$0	\$0	\$0	\$0	\$257,028	\$0	\$0	\$743,089	

Provider	Community Grant	Medicaid	Adult Benefit Waiver-Gross Federal & State From CA/PIHP(s)	MIChild (Federal Share Only)	Disability Assis	Fees	Local	Federal	Other	Total Revenues/ Expenditures	Admissions
Other Services											
Kent County Health Department - CD	\$17,221	\$0	\$0	\$0	\$0	\$0	\$0	\$0	\$0	\$17,221	
Arbor Circle Corp - CD	\$8,271	\$0	\$0	\$0	\$0	\$0	\$0	\$0	\$0	\$8,271	
Arbor Circle Corp - FASD (1)	\$0	\$0	\$0	\$0	\$0	\$0	\$262	\$0	\$0	\$262	See footnote (1)
Cherry Street Health Services - CD	\$4,859	\$0	\$0	\$0	\$0	\$0	\$0	\$0	\$0	\$4,859	
Mel Trotter Ministries - Public Inebriate Shelter	\$0	\$0	\$0	\$0	\$0	\$0	\$15,000	\$0	\$0	\$15,000	
Michigan Rehabilitation Services	\$0	\$0	\$0	\$0	\$0	\$0	\$20,750	\$0	\$0	\$20,750	
Arbor Circle - Transitional Housing	\$51	\$0	\$0	\$0	\$0	\$0	\$0	\$0	\$0	\$51	
Cherry Street Health Service - Transitional Housing	\$965	\$0	\$0	\$0	\$0	\$0	\$0	\$0	\$0	\$965	
Family Outreach - Transitional Housing	\$400	\$0	\$0	\$0	\$0	\$0	\$0	\$0	\$0	\$400	
Our Hope - Transitional Housing	\$700	\$0	\$0	\$0	\$0	\$0	\$0	\$0	\$0	\$700	
Pine Rest - Transitional Housing	\$2,478	\$0	\$0	\$0	\$0	\$0	\$0	\$0	\$0	\$2,478	
Pine Rest - Transitional Housing (hisp)	\$416	\$0	\$0	\$0	\$0	\$0	\$0	\$0	\$0	\$416	
Salvation Army - Transitional Housing	(\$51)	\$0	\$0	\$0	\$0	\$0	\$0	\$0	\$0	(\$51)	
Red Project - Naloxone (training, support, dist)	\$0	\$0	\$0	\$0	\$0	\$0	\$22,047	\$0	\$0	\$22,047	
Pine Rest - Supported Housing Adams Park	\$15,580	\$42,100	\$0	\$0	\$0	\$0	\$0	\$0	\$0	\$57,680	0
Project Rehab - Supported Housing	\$0	\$0	\$0	\$0	\$0	\$0	(\$1,347)	\$0	\$0	(\$1,347)	See footnote (2)
Consulting - Evaluation and Outcomes	\$0	\$0	\$0	\$0	\$0	\$0	\$15,927	\$0	\$0	\$15,927	
SBIRT	\$314,933	\$0	\$0	\$0	\$0	\$0	\$0	\$0	\$0	\$314,933	
Network180 - Recovery Event, Recovery Coordination	\$78,303	\$0	\$0	\$0	\$0	\$0	\$20,716	\$0	\$0	\$99,019	
QAAP	\$0	\$29,765	\$0	\$0	\$0	\$0	\$0	\$0	\$0	\$29,765	
Other Services Totals	\$444,127	\$71,865	\$0	\$0	\$0	\$0	\$93,355	\$0	\$0	\$609,346	0
<hr/>											
Grand Totals	\$3,708,818	\$3,274,230	\$288,715	\$6,124	\$149,160	\$6,012	\$3,092,465	\$0	\$0	\$10,305,387	4,721

Notes:

- (1) FASD recipients data reported in PCAP system.
- (2) Negative dollar amount is prior year net accrued amount reversal. Anticipated claims did not come in and no cases or units associated with this item.
- (3) The admissions reported in this line are captured as "starts". These are not what is reported as TARS, so they will not match the data system.
- (4) To reconcile the Hispanic Earmark dollars and cases to the special report add BSAAS totals and unique cases for rows 25, 29, 33, 42, 81, and 109.
- (5) The numbers provided from the MPDS is not an accurate representation of services provided. The totals provided do not include population in-direct and/or one time via town halls, family day, billboards, newspaper,
- (6) The Other category is reported in the RER as early intervention because the RER does not have an "other" category. To balance subtract the SBIRT and hispanic rows 115 and 109.
- (7) To reconcile the Outpatient category to the RER outpatient the hispanic rows 25, 29 and 33 need to be subtracted. The amount reported as MI Child must also be subtracted as this was factored into row 36.
- (8) To reconcile the residential category to the RER residential subtract the Hispanic row 81, and subtract the MI child amount on the RER reported as community grant.

Michigan Department of Community Health, Behavioral Health and Developmental Disabilities Administration
Report to the Legislature for Fiscal Year 2013
Northern Michigan Substance Abuse Services, Inc.

Service Category / Provider	Community Grant	Medicaid	Adult Benefit Waiver-Gross Federal & State From CA/PIHP(s)	MIChild (Federal Share Only)	State Disability Assistance	Fees	Local	Federal	Other	Total Revenues/ Expenditures	Admissions
General Administration											
CA Admin	\$792,595	\$165,907	\$54,204	\$0	\$0	\$0	\$0	\$0	-\$73,931	\$938,775	
General Administration Totals	\$792,595	\$165,907	\$54,204	\$0	\$0	\$0	\$0	\$0	-\$73,931	\$938,775	
Access Management System											
NMSAS Access Department	\$260,420	\$135,162	\$0	\$0	\$0	\$0	\$0	\$0	\$0	\$395,582	
AMS Totals	\$260,420	\$135,162	\$0	\$0	\$0	\$0	\$0	\$0	\$0	\$395,582	
Intensive Outpatient Treatment											
Munson Medical	\$67,841	\$139,728	\$18,693	\$0	\$0	\$26,829	\$0	\$0	\$0	\$253,091	72
IOP Totals	\$67,841	\$139,728	\$18,693	\$0	\$0	\$26,829	\$0	\$0	\$0	\$253,091	72

Service Category / Provider	Community Grant	Medicaid	Adult Benefit Waiver-Gross Federal & State From CA/PIHP(s)	MIChild (Federal Share Only)	State Disability Assistance	Fees	Local	Federal	Other	Total Revenues/Expenditures	Admissions
Outpatient											
Addiction Solutions Counseling	\$5,730	\$24,152	\$3,826	\$ 1,017	\$0	\$ 8,345	\$ 54,356	\$0	\$0	\$97,425	93
Addiction Treatment Ctr	\$2,304	\$19,605	\$8,144	\$0	\$0	\$ 2,944	\$ 59,236	\$0	\$0	\$92,233	126
CHS Central Cheboygan	\$64,426	\$18,340	\$5,466	\$0	\$0	\$ 11,765	\$0	\$0	\$0	\$99,997	51
CHS Central Gaylord	\$17,930	\$46,481	\$8,700	\$0	\$0	\$ 10,903	\$ 81,561	\$0	\$0	\$165,576	219
CHS Central Grayling	\$26	\$5,089	\$2,472	\$ 211	\$0	\$ 2,448	\$ 12,178	\$0	\$0	\$22,423	42
CHS Central Roscommon	\$2,170	\$25,509	\$4,116	\$0	\$0	\$ 5,461	\$ 47,124	\$0	\$0	\$84,379	128
CHS Eastern Alcona (Harrisville)	\$900	\$10,382	\$1,238	\$0	\$0	\$ 1,666	\$ 27,572	\$0	\$0	\$41,758	59
CHS Eastern Alpena	\$7,733	\$78,987	\$8,657	\$0	\$0	\$ 9,240	\$ 76,803	\$0	\$0	\$181,420	175
CHS Eastern East Tawas (Iosco)	\$1,604	\$14,063	\$2,659	\$0	\$0	\$ 3,439	\$ 26,508	\$0	\$0	\$48,272	88
CHS Eastern (Mio) Oscoda	\$1,070	\$9,313	\$3,235	\$0	\$0	\$ 1,758	\$ 13,741	\$0	\$0	\$29,116	61
CHS Eastern Montmorency (Atlanta)	\$194	\$2,613	\$300	\$0	\$0	\$ 751	\$ 9,695	\$0	\$0	\$13,553	18
CHS Eastern Presque Isle	\$2,921	\$8,681	\$1,004	\$0	\$0	\$ 3,490	\$ 24,467	\$0	\$0	\$40,563	46
CHS Eastern (West Branch) Ogemaw	\$1,285	\$22,600	\$5,821	\$0	\$0	\$ 3,760	\$ 36,931	\$0	\$0	\$70,398	108
CHS Southwestern	\$5,420	\$66,378	\$14,768	\$0	\$0	\$ 14,804	\$ 114,979	\$0	\$0	\$216,348	333
CHS Western Benzie	\$178	\$4,543	\$794	\$0	\$0	\$ 1,966	\$ 24,245	\$0	\$0	\$31,726	64
CHS Western Charlevoix	\$938	\$19,565	\$1,369	\$0	\$0	\$ 9,153	\$ 59,501	\$0	\$0	\$90,525	106
CHS Western Kalkaska	\$3,038	\$16,489	\$664	\$0	\$0	\$ 2,766	\$ 33,647	\$0	\$0	\$56,604	76
CHS Western Manistee	\$2,547	\$27,542	\$7,524	\$ 396	\$0	\$ 6,569	\$ 48,587	\$0	\$0	\$93,167	135
CHS Western Mancelona	\$720	\$6,755	\$1,615	\$0	\$0	\$ 2,526	\$ 37,283	\$0	\$0	\$48,899	65
CHS Western Traverse City	\$15,027	\$58,384	\$6,585	\$0	\$0	\$ 28,182	\$ 158,304	\$0	\$0	\$266,481	362
Catholic Charities of West MI - Mecosta	\$0	\$5,152	\$724	\$0	\$0	\$ 1,785	\$ 16,740	\$0	\$0	\$24,402	63
East Side Clinic - Meth	\$6,815	\$0	\$2,350	\$0	\$0	\$0	\$0	\$0	\$0	\$9,165	21
Family & Children's Services of Midland	\$10,234	\$11,672	\$1,112	\$0	\$0	\$ 6,725	\$0	\$0	\$0	\$29,742	33
Family Health Care	\$0	\$8,028	\$625	\$0	\$0	\$ 985	\$ 3,371	\$0	\$0	\$13,008	29
GRACE Center	\$30,199	\$25,047	\$5,718	\$0	\$0	\$ 2,912	\$ 2,362	\$0	\$0	\$66,238	44
Harbor Hall, Inc. Cheboygan	\$4,080	\$24,904	\$6,187	\$ 226	\$0	\$ 5,246	\$ 57,688	\$0	\$0	\$98,331	103
Harbor Hall, Inc. Emmet	\$16,883	\$51,755	\$7,105	\$0	\$0	\$ 16,596	\$ 173,064	\$0	\$0	\$265,403	205
Michigan Therapeutic Consultants - Meth	\$49,458	\$29,123	\$11,976	\$0	\$0	\$0	\$0	\$0	\$0	\$90,557	30
Munson Medical	\$10,890	\$35,779	\$11,041	\$0	\$0	\$ 9,499	\$ 46,486	\$0	\$0	\$113,695	50
Sunrise Centre	\$680	\$243	\$630	\$0	\$0	\$ 58	\$ 1,135	\$0	\$0	\$2,745	4
Ten Sixteen Recovery Network-Big Rapids	\$5,743	\$34,410	\$9,112	\$0	\$0	\$ 7,249	\$ 57,570	\$0	\$0	\$114,084	72
Ten Sixteen Recovery Network-Clare	\$1,069	\$28,566	\$7,123	\$0	\$0	\$ 5,145	\$ 41,942	\$0	\$0	\$83,844	94
Ten Sixteen Recovery Network-Gladwin	\$0	\$30,040	\$2,052	\$0	\$0	\$ 2,879	\$ 38,100	\$0	\$0	\$73,070	62
Ten Sixteen Recovery Network-Midland	\$8,754	\$34,689	\$19,325	\$0	\$0	\$ 7,591	\$ 91,899	\$0	\$0	\$162,257	83
Ten Sixteen Recovery Network-Mt Pleasant	\$3,178	\$35,933	\$5,794	\$ 622	\$0	\$ 8,542	\$ 43,618	\$0	\$0	\$97,686	84
Turning Point Counseling	\$0	\$25,259	\$2,382	\$0	\$0	\$ 3,019	\$ 25,574	\$0	\$0	\$56,234	69
West MI Community Mental Health - Lake	\$0	\$3,844	\$472	\$0	\$0	\$ 295	\$ 5,914	\$0	\$0	\$10,525	9
West MI Community Mental Health - Mason	\$43	\$31,175	\$604	\$ 141	\$0	\$ 7,892	\$ 113,150	\$0	\$0	\$153,005	148
West MI Community Mental Health - Oceana	\$0	\$5,643	\$4,829	\$0	\$0	\$ 1,522	\$ 24,525	\$0	\$0	\$36,519	33
OP Totals	\$ 284,186	\$ 906,731	\$ 188,113	\$ 2,613	0.00	\$ 219,875	\$ 1,689,855	0.00	0.00	\$ 3,291,373	3,591
Case Management											
Addiction Treatment Ctr	\$550	\$0	\$0	\$0	\$0	\$0	\$0	\$0	\$0	\$550	N/A
CHS Southwestern	\$0	\$0	\$0	\$0	\$0	\$0	\$ 22,600	\$0	\$0	\$22,600	N/A
CHS Western Traverse City	\$13,415	\$0	\$0	\$0	\$0	\$0	\$0	\$0	\$0	\$13,415	N/A
MI Therapeutic Consultants	\$7,656	\$0	\$0	\$0	\$0	\$0	\$0	\$0	\$0	\$7,656	N/A
Ten Sixteen Recovery Network-Mt Pleasant	\$10,421	\$0	\$0	\$0	\$0	\$0	\$0	\$0	\$0	\$10,421	N/A
Case Management Totals	\$32,042	\$0	\$0	\$0	\$0	\$0	\$22,600	\$0	\$0	\$54,642	N/A

Service Category / Provider	Community Grant	Medicaid	Adult Benefit Waiver-Gross Federal & State From CA/PIHP(s)	MIChild (Federal Share Only)	State Disability Assistance	Fees	Local	Federal	Other	Total Revenues/ Expenditures	Admissions
Early Intervention											
Addiction Solutions Counseling	\$9,180	\$0	\$0							\$9,180	N/A
CHS Central Gaylord	\$9,338	\$0	\$0	\$0	\$0	\$0	\$0	\$0	\$0	\$9,338	N/A
Harbor Hall, Inc. Emmet	\$2,220	\$0	\$0	\$0	\$0	\$0	\$0	\$0	\$0	\$2,220	N/A
Ten Sixteen Recovery Network-Mecosta	\$2,128	\$0	\$0	\$0	\$0	\$0	\$0	\$0	\$0	\$2,128	N/A
Early Intervention Totals	\$22,865	\$0	\$0	\$0	\$0	\$0	\$0	\$0	\$0	\$ 22,865	-
Recovery Support											
NMSAS	\$119,511	\$0	\$0	\$0	\$0	\$0	\$0	\$0	\$ 119	\$119,629	N/A
Recovery Support Totals	\$119,511	\$0	\$0	\$0	\$0	\$0	\$0	\$0	\$ 119	\$ 119,629	-
Methadone											
East Side Clinic	\$13,717	\$87,837	\$6,072	\$0	\$0	\$ 4,899	\$0	\$0	\$0	\$112,525	
MI Therapeutic Consultants	\$122,817	\$301,232	\$42,104	\$0	\$0	\$ 19,935	\$0	\$0	\$0	\$486,088	
NMSAS	\$24,577	\$0	\$0	\$0	\$0	\$0	\$ 7,150	\$0	\$0	\$31,727	
Methadone Totals	\$161,111	\$389,069	\$48,176	\$0	\$0	\$24,834	\$7,150	\$0	\$0	\$ 630,340	-
Detox											
Addiction Treatment Ctr	\$374,973	\$176,715	\$42,525	\$0	\$0	\$0	\$0	\$0	\$0	\$594,213	365
Harbor Hall	\$60,658	\$14,981	\$6,506	\$0	\$0	\$0	\$0	\$0	\$0	\$82,145	93
Kairos Healthcare	\$23	\$210	\$0	\$0	\$0	\$0	\$0	\$0	\$0	\$233	1
Sunrise Centre	\$63,095	\$28,050	\$8,800	\$0	\$0	\$0	\$0	\$0	\$0	\$99,945	69
Ten Sixteen Recovery Network	\$293,756	\$173,348	\$25,972	\$ 924	\$0	\$0	\$ 650	\$0	\$0	\$494,650	322
Detox Totals	\$ 792,505	\$ 393,304	\$ 83,803	\$ 924	\$0	\$0	\$650	\$0	\$0	\$ 1,271,186	850
Residential											
Addiction Treatment Ctr	\$246,392	\$170,209	\$7,017	\$0	\$0	\$ 6,501	\$ 486,992	\$0	\$0	\$917,111	140
DOT Caring Center	\$130	\$0	\$0	\$0	\$0	\$0	\$0	\$0	\$0	\$130	1
Great Lakes Recovery Adult	\$157,934	\$106,101	\$27,608	\$0	\$0	\$ 1,561	\$0	\$0	\$0	\$293,204	10
Great Lakes Adolescent Marquette	\$36,103	\$127,292	\$0	\$ 3,386	\$0	\$0	\$0	\$0	\$0	\$166,781	11
Harbor Hall	\$407,734	\$65,944	\$0	\$0	\$ 125,720	\$ 29,898	\$ 80,748	\$0	\$0	\$710,043	120
Kairos Healthcare	\$1,997	\$7,177	\$0	\$ 5,071	\$	\$ 583	\$0	\$0	\$0	\$14,828	5
Sunrise Centre	\$339,939	\$97,031	\$53,744	\$0	\$ 58,455	\$ 3,199	\$ 26,802	\$0	\$0	\$579,170	146
Ten Sixteen Recovery Network-Midland	\$288,632	\$177,992	\$19,760	\$0	\$0	\$0	\$ 208,422	\$0	\$0	\$694,806	142
Wedgwood Christian Services	\$18,469	\$33,143	\$0	\$0	\$0	\$0	\$0	\$0	\$0	\$51,612	6
Wolverine Human Services	\$15,641	\$35,784	\$0	\$0	\$0	\$0	\$0	\$0	\$0	\$51,425	6
Residential Totals	\$ 1,512,970	\$ 820,674	\$ 108,129	\$ 8,457	\$ 184,175	\$ 41,742	\$ 802,963	\$0	\$0	\$ 3,479,111	587

Service Category / Provider	Community Grant	Medicaid	Adult Benefit Waiver-Gross Federal & State From CA/PIHP(s)	MIChild (Federal Share Only)	State Disability Assistance	Fees	Local	Federal	Other	Total Revenues/ Expenditures	Admissions
Prevention											
CHS Central Cheboygan	\$40,573	\$0	\$0	\$0	\$0	\$0	\$0	\$0	\$0	\$40,573	
CHS Central Crawford	\$21,802	\$0	\$0	\$0	\$0	\$0	\$0	\$0	\$0	\$21,802	
CHS Central Otsego	\$26,076	\$0	\$0	\$0	\$0	\$0	\$0	\$0	\$0	\$26,076	
CHS Central Roscommon	\$48,866	\$0	\$0	\$0	\$0	\$0	\$0	\$0	\$0	\$48,866	
CHS Eastern Alcona	\$17,551	\$0	\$0	\$0	\$0	\$0	\$0	\$0	\$0	\$17,551	
CHS Eastern Alpena	\$39,183	\$0	\$0	\$0	\$0	\$0	\$0	\$0	\$0	\$39,183	
CHS Eastern Iosco	\$6,354	\$0	\$0	\$0	\$0	\$0	\$ 38,209	\$0	\$0	\$44,563	
CHS Eastern Montmorency	\$19,247	\$0	\$0	\$0	\$0	\$0	\$0	\$0	\$0	\$19,247	
CHS Eastern Ogemaw	\$36,149	\$0	\$0	\$0	\$0	\$0	\$0	\$0	\$0	\$36,149	
CHS Eastern Oscoda	\$17,876	\$0	\$0	\$0	\$0	\$0	\$0	\$0	\$0	\$17,876	
CHS Eastern Presque Isle	\$19,741	\$0	\$0	\$0	\$0	\$0	\$0	\$0	\$0	\$19,741	
CHS Western - Grand Traverse	\$20,443	\$0	\$0	\$0	\$0	\$0	\$ 31,460	\$0	\$0	\$51,903	
CHS Western - Kalkaska	\$19,735	\$0	\$0	\$0	\$0	\$0	\$0	\$0	\$0	\$19,735	
CHS Western - Leelanau	\$16,599	\$0	\$0	\$0	\$0	\$0	\$0	\$0	\$0	\$16,599	
CML Marketing	\$162,030	\$0	\$0	\$0	\$0	\$0	\$0	\$0	\$0	\$162,030	
District Hlth Dept #2 (DYTUR only)	\$0	\$0	\$0	\$0	\$0	\$0	\$0	\$0	\$0	\$0	
District Hlth Dept #10 (DYTUR only)	\$8,860	\$0	\$0	\$0	\$0	\$0	\$0	\$0	\$0	\$8,860	
District Hlth Dept #10	\$78,382	\$0	\$0	\$0	\$0	\$0	\$ 19,040	\$0	\$0	\$97,422	
Family & Children's Services	\$0	\$0	\$0	\$0	\$0	\$0	\$ 3,833	\$0	\$0	\$3,833	
Kid's SYNAR check reimbursement	\$2,310	\$0	\$0	\$0	\$0	\$0	\$0	\$0	\$0	\$2,310	
Central Wellness - Benzie	\$18,942	\$0	\$0	\$0	\$0	\$0	\$0	\$0	\$0	\$18,942	
Centra Wellness - Manistee	\$31,779	\$0	\$0	\$0	\$0	\$0	\$0	\$0	\$0	\$31,779	
The Legacy Center	\$2,296	\$0	\$0	\$0	\$0	\$0	\$ 27,660	\$0	\$0	\$29,956	
Miscellaneous Providers	\$1,025	\$0	\$0	\$0	\$0	\$0	\$0	\$0	\$0	\$1,025	
Health Dept of Northwest MI-Antrim	\$31,525	\$0	\$0	\$0	\$0	\$0	\$0	\$0	\$0	\$31,525	
Health Dept of Northwest MI-Charlevoix	\$32,800	\$0	\$0	\$0	\$0	\$0	\$0	\$0	\$0	\$32,800	
Health Dept of Northwest MI-Emmet	\$39,820	\$0	\$0	\$0	\$0	\$0	\$0	\$0	\$0	\$39,820	
Saginaw Chippewa Behavioral Health Services	\$0	\$0	\$0	\$0	\$0	\$0	\$ 51,782	\$0	\$0	\$51,782	
Suttons Bay ISD	\$0	\$0	\$0	\$0	\$0	\$0	\$ 23,068	\$0	\$0	\$23,068	
Ten Sixteen Recovery Network-Clare	\$28,875	\$0	\$0	\$0	\$0	\$0	\$ 550	\$0	\$0	\$29,425	
Ten Sixteen Recovery Network-Gladwin	\$17,647	\$0	\$0	\$0	\$0	\$0	\$ 550	\$0	\$0	\$18,197	
Ten Sixteen Recovery Network-Isabella	\$57,386	\$0	\$0	\$0	\$0	\$0	\$0	\$0	\$0	\$57,386	
Ten Sixteen Recovery Network-Mecosta	\$5,847	\$0	\$0	\$0	\$0	\$0	\$ 64,573	\$0	\$0	\$70,420	
Ten Sixteen Recovery Network-Midland	\$11,765	\$0	\$0	\$0	\$0	\$0	\$ 350	\$0	\$0	\$12,115	
Ten Sixteen Recovery Network-Osceola	\$42,245	\$0	\$0	\$0	\$0	\$0	\$0	\$0	\$0	\$42,245	
Third Level Counseling - Grand Traverse	\$0	\$0	\$0	\$0	\$0	\$0	\$ 28,489	\$0	\$0	\$28,489	
Third Level Counseling - Leelanau	\$0	\$0	\$0	\$0	\$0	\$0	\$ 5,354	\$0	\$0	\$5,354	
Wexford/Miss ISD - Missaukee	\$20,486	\$0	\$0	\$0	\$0	\$0	\$0	\$0	\$0	\$20,486	
Wexford/Miss ISD - Wexford	\$43,342	\$0	\$0	\$0	\$0	\$0	\$0	\$0	\$0	\$43,342	
Prevention Totals	\$987,557	\$0	\$0	\$0	\$0	\$0	\$294,917	\$0	\$0	\$ 1,282,474	

Service Category / Provider	Community Grant	Medicaid	Adult Benefit Waiver-Gross Federal & State From CA/PIHP(s)	MIChild (Federal Share Only)	State Disability Assistance	Fees	Local	Federal	Other	Total Revenues/ Expenditures	Admissions
Other Services											
PFS II - CA Administration	\$20,485	\$0	\$0	\$0	\$0	\$0	\$200	\$0	\$0	\$20,685	
PFS II - Catholic Human Services	\$45,486	\$0	\$0	\$0	\$0	\$0	\$0	\$0	\$0	\$45,486	
PFS II - District Health Dept #10	\$77,500	\$0	\$0	\$0	\$0	\$0	\$0	\$0	\$0	\$77,500	
PFS II - Ten Sixteen Recovery Network	\$63,828	\$0	\$0	\$0	\$0	\$0	\$0	\$0	\$0	\$63,828	
PIHP Repayment of Unspent Revenues	\$0	\$225,882	\$0	\$0	\$0	\$0	\$0	\$0	\$0	\$225,882	
MI Rehabilitation Services - Cash Match Program	\$0	\$0	\$0	\$0	\$0	\$0	\$35,000	\$0	\$0	\$35,000	N/A
Michigan State University (Telepsychiatry) - Int	\$12,825	\$0	\$0	\$0	\$0	\$0	\$0	\$0	\$0	\$12,825	N/A
Miscellaneous Providers	\$1,820	\$0	\$0	\$0	\$0	\$0	\$0	\$0	\$2,369	\$4,189	
Client Data System for the Provider Network	\$200,000	\$26,061	\$0	\$0	\$0	\$0	\$201,755	\$0		\$427,817	
Other Services Totals	\$421,943	\$251,943	\$0	\$0	\$0	\$0	\$236,955	\$0	\$2,369	\$913,211	-
<hr/>											
Grand Totals	\$ 5,455,545	\$ 3,202,517	\$ 501,118	\$ 11,994	\$ 184,175	\$ 313,281	\$ 3,055,090	\$ -	\$ (71,443)	\$ 12,652,277	5,100

NOTES:

- 1) Outpatient Units of service: Individual therapy is reported in 15 minute increments and group therapy is reported as one unit of service for one and one-half hours.
 - 2) Outpatient cost/unit and cost/person were above the regional average for West Michigan CMH because the contract was reimbursed under a mix of a cost basis methodology and a fee for service reimbursement model.
 - 3) Included in Michigan Therapeutic Counseling's outpatient costs are transportation units for outpatient sessions for women meeting the women's specialty services earmark
 - 4) Case Management: Not all clients receiving case management services were admitted to that category alone so their admission numbers are included in the outpatient category. Also the HD modifier was not
 - 5) Case Management - CHS Southwestern was a staffing grant contract to fund 1 FTE in the ER room at Mercy Hospital. The contract was a 50/50 match with the hospital funding the other half of the FTE
 - 6) Expenses for NMSAS under the Methadone section equate to start-up costs for this new service to be launched in FY 2014.
 - 7) SDA overspent its cap of \$184,175 by \$33,468. NMSAS used block grant funding to offset the overexpenditure and those funds are included in columns E and F under the residential section.
- NMSAS panel who meet MRS qualifications.
- 9) Difference for Treatment on LR is due to other funding identified differently on RER (ABW Community Grant \$176,380; MI Child State Share \$3,691; Other Providers)

Michigan Department of Community Health, Behavioral Health and Developmental Disabilities Administration

Report to the Legislature for Fiscal Year 2013

Oakland County Health Division/Office of Substance Abuse Services

Service Category / Provider	Community Grant	Medicaid	Adult Benefit Waiver-Gross Federal & State From CA/PIHP(s)	MIChild (Federal Share Only)	State Disability Assistance	Fees	Local	Federal	Other	Total Revenues/Expenditures	Admissions
General Administration											
CA Admin	\$314,452	\$156,525	5,873	\$0	\$0	75	208,830	\$0	\$0	\$685,755	
Prevention Coordinator	\$117,768	\$0	\$0	\$0	\$0	\$0	\$0	\$0	\$0	\$117,768	
General Administration Totals	\$432,220	\$156,525	\$5,873	\$0	\$0	\$75	\$208,830	\$0	\$0	\$803,523	
Access Management System											
AMS											
PACE Unit	\$458,385	\$252,335	\$26,649	\$0	\$0	\$0	\$0	\$0	\$0	\$737,369	
PACE Care Management	\$0	\$48,586	\$0	\$0	\$0	\$0	\$0	\$0	\$0	\$48,586	
Intensive Outpatient Treatment	\$458,385	\$300,921	\$26,649	\$0	\$0	\$0	\$0	\$0	\$0	\$785,955	
IOP											
Hegira - Oakdale Recovery Center DIOP	\$0	\$2,240	\$0	\$0	\$0	\$24	\$1,656	\$0	\$0	\$3,920	1
Outpatient	\$33,984	\$67,000	\$0	\$0	\$0	\$516	\$0	\$0	\$0	\$101,500	0
Personalized Nursing Light House	\$103,649	\$25,800	\$28,301	\$0	\$0	\$1,232	\$0	\$0	\$0	\$158,982	34
Sequoia Recovery Services (Int Tx)	\$0	\$160,550	\$36,700	\$0	\$0	\$204	\$230,831	\$0	\$0	\$428,285	145
Turning Point - Seneca	\$0	\$14,475	\$2,815	\$0	\$220	\$106	\$25,693	\$0	\$0	\$43,309	29
IOP Totals	\$137,633	\$270,065	\$67,816	\$0	\$220	\$2,082	\$258,180	\$0	\$0	\$735,996	209
OP											
BioMed	\$391,242	\$231,489	\$50,397	\$0	\$0	\$16,480	\$0	\$0	\$0	\$689,608	247
Catholic Charities - Auburn Hills	\$0	\$748	\$0	\$0	\$0	\$106	\$2,002	\$0	\$0	\$2,856	7
Catholic Charities - Lake Orion	\$0	\$68	\$136	\$0	\$0	\$1,527	\$18,873	\$0	\$0	\$20,604	8
Catholic Charities - Royal Oak	\$0	\$11,157	\$477	\$0	\$0	\$4,892	\$92,070	\$0	\$0	\$108,596	172
Catholic Charities - Waterford	\$0	\$11,488	\$476	\$0	\$0	\$3,513	\$40,233	\$0	\$0	\$55,710	127
Easter Seals-Family Mental Health North	\$876	\$885	\$0	\$0	\$0	\$0	\$0	\$0	\$0	\$1,761	2
Easter Seals-Family Mental Health South	\$968	\$742	\$0	\$0	\$0	\$8	\$0	\$0	\$0	\$1,718	4
Easter Seals-Collaborative Solutions	\$7,809	\$198	\$0	\$0	\$0	\$10	\$0	\$0	\$0	\$8,017	11
Eastwood Clinics - Novi	\$1,393	\$1,314	\$0	\$0	\$0	\$0	\$193	\$0	\$0	\$2,900	10
Eastwood Clinics - Woodward	\$81,561	\$12,448	\$476	\$0	\$0	\$4,837	\$0	\$0	\$0	\$99,322	148
Holy Cross/dba Woodward	\$90,833	\$12,366	\$8,449	\$0	\$0	\$3,572	\$0	\$0	\$0	\$115,220	257
Milford Counseling	\$90,449	\$16,945	\$3,183	\$0	\$0	\$5,376	\$0	\$0	\$0	\$115,953	111
Oakland Family Services - Berkley	\$285	\$13,242	\$841	\$705	\$0	\$5,076	\$32,922	\$0	\$0	\$53,071	124
Oakland Family Services - Pontiac	\$28,610	\$101,050	\$2,814	\$383	\$0	\$12,153	\$62,034	\$0	\$0	\$207,044	188
Oakland Family Services - Rochester Hills	\$506	\$18,771	\$1,614	\$1,677	\$0	\$13,952	\$76,141	\$0	\$0	\$112,661	171
Oakland Family Services - Walled Lake	\$0	\$41,461	\$2,350	\$0	\$0	\$26,487	\$130,037	\$0	\$0	\$200,335	295
Personalized Nursing Lighthouse-Farmington	\$1,051	\$0	\$227	\$0	\$0	\$0	\$0	\$0	\$0	\$1,278	6
Personalized Nursing Lighthouse-Plymouth	\$18,449	\$3,985	\$7,874	\$0	\$0	\$1,006	\$0	\$0	\$0	\$31,314	83
Recovery Consultants - Berkley	\$191,801	\$24,700	\$3,100	\$1,172	\$0	\$21,955	\$0	\$0	\$0	\$242,728	255
Recovery Consultants - Waterford	\$186,319	\$33,847	\$1,454	\$230	\$0	\$16,508	\$0	\$0	\$0	\$238,358	306
Sacred Heart - Madison Heights	\$88,981	\$49,896	\$22,376	\$0	\$0	\$2,274	\$0	\$0	\$0	\$163,527	159
Woodward Counseling	\$217,841	\$98,231	\$6,662	\$0	\$0	\$7,176	\$0	\$0	\$0	\$329,910	267
OP Totals	\$1,398,974	\$685,031	\$112,906	\$4,167	\$0	\$146,908	\$454,505	\$0	\$0	\$2,802,491	2,958

Service Category / Provider	Community Grant	Medicaid	Adult Benefit Waiver-Gross Federal & State From CA/PIHP(s)	MIChild (Federal Share Only)	State Disability Assistance	Fees	Local	Federal	Other	Total Revenues/ Expenditures	Admissions
Case Management											
Easter Seals-Collaborative Solutions	\$372	\$0	\$0	\$0	\$0	\$20	\$0	\$0	\$0	\$392	0
Catholic Charities Auburn Hills	\$0	\$0	\$0	\$0	\$0	\$12	\$156	\$0	\$0	\$168	1
Catholic Charities Lake Orion	\$0	\$0	\$0	\$0	\$0	\$58	\$754	\$0	\$0	\$812	2
Catholic Charities Royal Oak	\$0	\$0	\$0	\$0	\$0	\$50	\$1,224	\$0	\$0	\$1,274	9
Catholic Charities Waterford	\$0	\$0	\$0	\$0	\$0	\$22	\$286	\$0	\$0	\$308	3
Holy Cross/dba Woodward	\$678	\$0	\$0	\$0	\$0	\$8	\$0	\$0	\$0	\$686	7
Oakland Family Services - Berkley	\$0	\$0	\$0	\$0	\$0	\$0	\$7,910	\$0	\$0	\$7,910	25
Oakland Family Services - Pontiac	\$0	\$0	\$0	\$0	\$0	\$0	\$18,060	\$0	\$0	\$18,060	24
Oakland Family Services - Rochester Hills	\$0	\$0	\$0	\$0	\$0	\$64	\$12,354	\$0	\$0	\$12,418	28
Oakland Family Services - Walled Lake	\$0	\$0	\$0	\$0	\$0	\$14	\$10,570	\$0	\$0	\$10,584	22
Personalized Nursing Lighthouse-Farmington	\$204	\$0	\$0	\$0	\$0	\$6	\$0	\$0	\$0	\$210	1
Personalized Nursing Lighthouse-Plymouth	\$18,662	\$0	\$0	\$0	\$0	\$574	\$0	\$0	\$0	\$19,236	20
Woodward Counseling	\$2,118	\$0	\$0	\$0	\$0	\$38	\$0	\$0	\$0	\$2,156	24
Case Management Totals	\$22,034	\$0	\$0	\$0	\$0	\$866	\$51,314	\$0	\$0	\$74,214	166
Early Intervention											
Oakland Family Services - Pontiac	\$0	\$0	\$186	\$0	\$0	\$0	\$1,483	\$0	\$0	\$1,669	4
Recovery Consultants - Berkley	\$2,492	\$0	\$0	\$0	\$0	\$0	\$0	\$0	\$0	\$2,492	45.00
Recovery Consultants - Waterford	\$1,662	\$0	\$0	\$0	\$0	\$0	\$0	\$0	\$0	\$1,662	54.00
Early Intervention Totals	\$4,154	\$0	\$186	\$0	\$0	\$0	\$1,483	\$0	\$0	\$5,823	103
Recovery Support											
Easter Seals-Collaborative Solutions	\$1,148	\$0	\$0	\$0	\$0	\$0	\$0	\$0	\$0	\$1,148	0
Personalized Nursing Lighthouse-Plymouth	\$574	\$0	\$0	\$0	\$0	\$0	\$93	\$0	\$0	\$667	0
General Treatment	\$0	\$0	\$0	\$0	\$0	\$0	\$1,500	\$0	\$0	\$1,500	0
Oakland Family Services - Pontiac	\$0	\$0	\$0	\$0	\$0	\$0	\$24,359	\$0	\$0	\$24,359	0
Sacred Heart - Madison Heights	\$3,862	\$0	\$0	\$0	\$0	\$0	\$0	\$0	\$0	\$3,862	0
Woodward Counseling	\$437	\$0	\$0	\$0	\$0	\$0	\$0	\$0	\$0	\$437	0
Recovery Support Totals	\$6,021	\$0	\$0	\$0	\$0	\$0	\$25,952	\$0	\$0	\$31,973	0
Methadone											
BioMed	\$413,652	\$371,846	\$74,421	\$0	\$0	\$49,768	\$0	\$0	\$0	\$909,687	0
Sacred Heart - Madison Heights	\$128,500	\$94,805	\$43,437	\$0	\$0	\$0	\$0	\$0	\$0	\$266,742	0
Methadone Totals	\$542,152	\$466,651	\$117,858	\$0	\$0	\$49,768	\$0	\$0	\$0	\$1,176,429	\$0
Detox											
Community Programs, Inc.	\$0	\$53,089	\$13,112	\$0	\$0	\$0	\$240,067	\$0	\$0	\$306,268	370
Sacred Heart - Memphis	\$130,097	\$69,353	\$8,049	\$0	\$0	\$301	\$79,335	\$0	\$0	\$287,135	253
Holy Cross/dba Kairos Healthcare (adolescent)	\$0	\$2,980	\$0	\$0	\$0	\$0	\$220	\$0	\$0	\$3,200	3
Hegira - Oakdale Recovery Center (Int Tx)	\$0	\$17,423	\$4,875	\$0	\$0	\$256	\$28,453	\$0	\$0	\$51,007	92
Detox Totals	\$130,097	\$142,845	\$26,036	\$0	\$0	\$557	\$348,075	\$0	\$0	\$647,610	718

Service Category / Provider	Community Grant	Medicaid	Adult Benefit Waiver-Gross Federal & State From CA/PIHP(s)	MIChild (Federal Share Only)	State Disability Assistance	Fees	Local	Federal	Other	Total Revenues/ Expenditures	Admissions
Residential											
Sacred Heart - Clearview	\$34,436	\$75,894	\$0	\$0	\$0	\$0	\$0	\$0	\$0	\$110,330	0
Community Programs, Inc.	\$0	\$3,852	\$2,680	\$0	\$126,845	\$727	\$17,161	\$0	\$0	\$151,265	35
Eastwood Clinics - Residential	\$270,035	\$27,798	\$5,670	\$0	\$5,701	\$1,296	\$25,919	\$0	\$0	\$336,419	217
Hegira - Oakdale Recovery Center (Int Tx)	\$0	\$99,488	\$24,036	\$0	\$0	\$1,928	\$193,521	\$0	\$0	\$318,973	122
Holy Cross/dba Kairos Healthcare (adolescent)	\$16,722	\$238,460	\$0	\$15,137	\$0	\$0	\$310,283	\$0	\$0	\$580,602	135
Holy Cross/dba Kairos Healthcare (adult) (Int Tx)	\$0	\$60,225	\$6,930	\$0	\$0	\$416	\$191,270	\$0	\$0	\$258,841	113
NCA - Lansing - Glass House	\$1,110	\$0	\$0	\$0	\$0	\$0	\$0	\$0	\$0	\$1,110	1
Sacred Heart - Memphis	\$217,773	\$94,695	\$39,300	\$0	\$0	\$855	\$281,277	\$0	\$0	\$633,900	240
Turning Point - Seneca	\$0	\$35,792	\$3,362	\$0	\$9,757	\$366	\$97,516	\$0	\$0	\$146,793	96
Residential Totals	\$540,076	\$636,204	\$81,978	\$15,137	\$142,303	\$5,588	\$1,116,947	\$0	\$0	\$2,538,233	959
Prevention											
Affirmations	\$26,700	\$0	\$0	\$0	\$0	\$0	\$3,188	\$0	\$0	\$29,888	
Alliance Coalitions for Healthy Communities	\$316,980	\$0	\$0	\$0	\$0	\$0	\$66,108	\$0	\$0	\$383,088	
Arab-American/Chaldean Council	\$52,711	\$0	\$0	\$0	\$0	\$0	\$10,183	\$0	\$0	\$62,894	
Catholic Charities - Hispanic	\$42,573	\$0	\$0	\$0	\$0	\$0	\$148,056	\$0	\$0	\$190,629	
Common Ground Sanctuary	\$30,000	\$0	\$0	\$0	\$0	\$0	\$6,295	\$0	\$0	\$36,295	
General Prevention Services	\$12,642	\$0	\$0	\$0	\$0	\$0	\$4,000	\$0	\$0	\$16,642	
Health Education	\$199,478	\$0	\$0	\$0	\$0	\$0	\$0	\$0	\$0	\$199,478	
Holly Area Youth Coalition	\$19,793	\$0	\$0	\$0	\$0	\$0	\$2,370	\$0	\$0	\$22,163	
Student Leadership Services	\$33,300	\$0	\$0	\$0	\$0	\$0	\$5,066	\$0	\$0	\$38,366	
Synar Education	\$12,121	\$0	\$0	\$0	\$0	\$0	\$0	\$0	\$0	\$12,121	
Synar Inspections	\$900	\$0	\$0	\$0	\$0	\$0	\$0	\$0	\$0	\$900	
Waterford SAFE	\$8,348	\$0	\$0	\$0	\$0	\$0	\$69,227	\$0	\$0	\$77,575	
Prevention Totals	\$755,546	\$0	\$0	\$0	\$0	\$0	\$314,493	\$0	\$0	\$1,070,039	
Other Services											
HIV - Communicable Disease	\$63,810	\$0	\$0	\$0	\$0	\$0	\$0	\$0	\$0	\$63,810	0
Holy Cross/dba Woodward (Buprenorphine)	\$25,198	\$3,799	\$1,610	\$0	\$0	\$0	\$0	\$0	\$0	\$30,607	0
Woodward Counseling (Buprenorphine)	\$27,980	\$2,112	\$0	\$0	\$0	\$92	\$0	\$0	\$0	\$30,184	0
Other Services Totals	\$116,988	\$5,911	\$1,610	\$0	\$0	\$92	\$0	\$0	\$0	\$124,601	0
Grand Totals	\$4,544,280	\$2,664,153	\$440,912	\$19,304	\$142,523	\$205,936	\$2,779,779	\$0	\$0	\$10,796,887	5,113

Notes:

Recovery Support is funded as a staffing grant. This position assists clients in treatment and admissions are accounted for in other categories. There are no units of service attached to this cost.

The \$1,100 for Oakland Family Service's OARS training and funding is placed within the provider without units.

The general treatment within the local column is ASAM DSM5 SOC training for provider network.

The \$1 variance is due to rounding.

Treatment categories for Block Grant will not match the RER by \$18,062 as this is the General fund portion of MI Child. Subtract \$1,340 from Outpatient and \$16,722 from Residential to match the totals on the RER.

The Buprenorphine costs of \$53,178 under "other" will be reported under Outpatient on the RER. Add both outpatient and Buprenorphine to match the total for outpatient on the RER

All admissions and unduplicated for Methadone are located in BIOMED and Sacred Heart Madison Heights outpatient as they are the Methadone providers

All admissions and unduplicated for Suboxone are in Woodward Counseling and Holy Cross DBA Woodward.

Michigan Department of Community Health, Behavioral Health and Developmental Disabilities Administration
Report to the Legislature for Fiscal Year 2013

CA Name: Pathways

Service Category / Provider	Community Grant	Medicaid	Adult Benefit Waiver- Gross Federal & State From CA/PLHP(s)	MIChild (Federal Share Only)	State Disability Assistance	Fees	Local	Federal	Other	Total Revenues/ Expenditures	Admissions
General Administration											
CA Admin	\$102,021	\$80,439	\$13,733	\$0	\$0	\$0	\$0	\$0	\$0	\$196,193	
General Administration Totals	\$102,021	\$80,439	\$13,733	\$0	\$0	\$0	\$0	\$0	\$0	\$196,193	
Access Management System											
Pathways S.A. Acc. Ctr.	\$258,662	\$184,594	\$5,462	\$0	\$0	\$0	\$0	\$0	\$0	\$448,718	
AMS Totals	\$258,662	\$184,594	\$5,462	\$0	\$0	\$0	\$0	\$0	\$0	\$448,718	
Intensive Outpatient Treatment											
Great Lakes Rec Centers-Ishpeming	\$0	\$0	\$0	\$0	\$0	\$0	\$0	\$0	\$0	\$0	1
Great Lakes Rec Centers	\$0	\$1,800	\$100	\$0	\$0	\$0	\$0	\$0	\$0	\$1,900	2
Marquette General Hospital	\$4,800	\$600	\$0	\$0	\$0	\$0	\$0	\$0	\$0	\$5,400	4
Outpatient	\$4,800	\$2,400	\$100	\$0	\$0	\$0	\$0	\$0	\$0	\$7,300	7
OP											
Catholic Charities-Escanaba	\$39,126	\$23,438	\$2,287	\$0	\$0	\$2,755	\$0	\$0	\$0	\$67,606	88
Catholic Charities-Iron Mountain	\$0	\$0	\$0	\$0	\$0	\$0	\$0	\$0	\$0	\$0	0
Catholic Social Services	\$11,362	\$5,143	\$359	\$0	\$0	\$2,323	\$0	\$0	\$0	\$19,187	19
Community Substance Abuse Services	\$0	\$7,430	\$44	\$0	\$0	\$0	\$0	\$0	\$2,203	\$9,677	17
Great Lakes Rec Centers (NHOP)	\$31,365	\$21,032	\$4,893	\$0	\$0	\$3,079	\$11,127	\$0	\$0	\$71,496	110
Great Lakes Rec Centers	\$106,604	\$48,921	\$17,305	\$0	\$0	\$4,549	\$77	\$0	\$0	\$177,456	160
Great Lakes Rec Centers-Iron Mountain	\$0	\$26,650	\$8,142	\$0	\$0	\$121	\$0	\$0	\$0	\$34,913	68
Great Lakes Rec Centers-Ironwood	\$0	\$12,187	\$3,357	\$0	\$0	\$355	\$0	\$0	\$0	\$15,899	32
Great Lakes Rec Centers-Alger	\$14,230	\$5,479	\$1,165	\$0	\$0	\$0	\$0	\$0	\$0	\$20,874	27
Great Lakes Rec Centers-Luce	\$13,142	\$8,523	\$1,970	\$0	\$0	\$0	\$2,150	\$0	\$0	\$25,785	30
Great Lakes Rec Centers-Makcinac	\$17,915	\$9,140	\$2,600	\$0	\$0	\$0	\$4,465	\$0	\$0	\$34,120	34
Great Lakes Rec Centers-Ishpeming	\$20,958	\$11,048	\$5,331	\$0	\$0	\$413	\$1,782	\$0	\$0	\$39,532	69
Great Lakes Rec Centers-Schoolcraft	\$57,246	\$24,743	\$0	\$184	\$0	\$3,091	\$4,642	\$0	\$16,083	\$105,989	55
Great Lakes Rec Centers-Delta	\$18,865	\$17,278	\$3,096	\$0	\$0	\$0	\$2,420	\$0	\$0	\$41,659	67
Great Lakes Rec Centers-Menominee	\$19,945	\$626	\$2,490	\$0	\$0	\$0	\$891	\$0	\$0	\$23,952	52
Great Lakes Recovery Centers/Youth	\$2,821	\$6,361	\$0	\$0	\$0	\$0	\$164	\$0	\$0	\$9,346	11
Keweenaw Bay Indian Community	\$0	\$8,294	\$1,088	\$0	\$0	\$0	\$0	\$0	\$0	\$9,382	17
Marquette General Hospital	\$36,953	\$29,201	\$6,238	\$0	\$0	\$11,061	\$46,135	\$0	\$0	\$129,588	
Phoenix House	\$0	\$11,448	\$1,815	\$0	\$0	\$0	\$0	\$0	\$0	\$13,263	26
Phoenix Hancock	\$0	\$6,342	\$678	\$0	\$0	\$0	\$0	\$0	\$0	\$7,020	15
OP Totals	\$390,532	\$283,284	\$62,858	\$184	\$0	\$27,747	\$73,853	\$0	\$18,286	\$856,744	897
Case Management											
N/A	\$0	\$0	\$0	\$0	\$0	\$0	\$0	\$0	\$0	\$0	0
Case Management Totals	\$0	\$0	\$0	\$0	\$0	\$0	\$0	\$0	\$0	\$0	0
Early Intervention											
N/A	\$0	\$0	\$0	\$0	\$0	\$0	\$0	\$0	\$0	\$0	0
Early Intervention Totals	\$0	\$0	\$0	\$0	\$0	\$0	\$0	\$0	\$0	\$0	0

Service Category / Provider	Community Grant	Medicaid	Adult Benefit Waiver- Gross Federal & State From CA/DIHP(s)	MIChild (Federal Share Only)	State Disability Assistance	Fees	Local	Federal	Other	Total Revenues/ Expenditures	Admissions
Recovery Support											
Child & Family Services	\$0	\$0	\$0	\$0	\$0	\$0	\$119,196	\$0	\$0	\$119,196	18
Marquette General Hospital	\$0	\$0	\$0	\$0	\$0	\$0	\$12,825	\$0	\$0	\$12,825	0
Great Lakes Rec Centers-New Hope Men	\$0	\$0	\$0	\$0	\$0	\$0	\$19,584	\$0	\$0	\$19,584	90
Great Lakes Rec Centers-Luce	\$0	\$0	\$0	\$0	\$0	\$0	\$14,477	\$0	\$0	\$14,477	15
Recovery Support Totals	\$0	\$0	\$0	\$0	\$0	\$0	\$166,082	\$0	\$0	\$166,082	123
Methadone											
N/A	\$0	\$0	\$0	\$0	\$0	\$0	\$0	\$0	\$0	\$0	0
Methadone Totals	\$0	\$0	\$0	\$0	\$0	\$0	\$0	\$0	\$0	\$0	0
Detox											
DOT Caring Centers	\$37,400	\$17,000	\$0	\$0	\$0	\$0	\$0	\$0	\$600	\$55,000	66
New Hope-Women	\$8,000	\$19,750	\$250	\$0	\$0	\$0	\$0	\$0	\$1,000	\$29,000	36
New Hope-Men	\$12,250	\$5,000	\$0	\$0	\$0	\$0	\$0	\$0	\$1,000	\$18,250	41
Phoenix House	\$1,875	\$1,575	\$0	\$0	\$0	\$0	\$0	\$0	\$275	\$3,725	8
Detox Totals	\$59,525	\$43,325	\$250	\$0	\$0	\$0	\$0	\$0	\$2,875	\$105,975	151
Residential											
DOT Caring Centers	\$100,996	\$73,825	\$0	\$0	\$76,289	\$0	\$0	\$0	\$3,000	\$254,110	86
Great Lakes Recovery Centers/Adult	\$170,943	\$113,360	\$0	\$3,150	\$11,154	\$9,186	\$52,000	\$0	\$12,487	\$372,280	152
Great Lakes Recovery Centers/Youth	\$40,705	\$324,970	\$0	\$0	\$0	\$0	\$775	\$0	\$0	\$366,450	27
New Day	\$875	\$1,900	\$0	\$0	\$0	\$0	\$0	\$0	\$0	\$2,775	3
New Hope-Women	\$52,875	\$48,480	\$2,622	\$0	\$1,850	\$258	\$0	\$0	\$2,790	\$108,875	23
New Hope-Men	\$97,201	\$23,120	\$0	\$0	\$4,850	\$1,004	\$0	\$0	\$5,260	\$131,435	52
Phoenix House	\$20,586	\$13,584	\$0	\$0	\$3,429	\$0	\$0	\$0	\$912	\$38,511	26
Residential Totals	\$484,181	\$599,239	\$2,622	\$3,150	\$97,572	\$10,448	\$52,775	\$0	\$24,449	\$1,274,436	369
Prevention											
American Indian	\$22,500	\$0	\$0	\$0	\$0	\$0	\$16,530	\$0	\$0	\$39,030	
Bay Mills	\$20,000	\$0	\$0	\$0	\$0	\$0	\$32,250	\$0	\$0	\$52,250	
Big Brothers/Big Sisters	\$25,000	\$0	\$0	\$0	\$0	\$0	\$23,071	\$0	\$0	\$48,071	
Child & Family Services	\$25,000	\$0	\$0	\$0	\$0	\$0	\$16,222	\$0	\$0	\$41,222	
Chippewa County Health Department	\$40,000	\$0	\$0	\$0	\$0	\$0	\$56,714	\$0	\$0	\$96,714	
DMDHD-Escanaba	\$59,500	\$0	\$0	\$0	\$0	\$14,760	\$119,566	\$0	\$0	\$193,826	
DMDHD-Menominee	\$25,500	\$0	\$0	\$0	\$0	\$0	\$67,434	\$0	\$0	\$92,934	
Great Lakes Rec Centers-Schoolcraft	\$12,000	\$0	\$0	\$0	\$0	\$0	\$12,368	\$0	\$0	\$24,368	
Great Lakes Rec Centers-Marquette	\$33,600	\$0	\$0	\$0	\$0	\$0	\$410	\$0	\$0	\$34,010	
Great Lakes Rec Centers (NHOP)	\$600	\$0	\$0	\$0	\$0	\$0	\$0	\$0	\$0	\$600	
Great Lakes Rec Centers-Luce	\$2,400	\$0	\$0	\$0	\$0	\$0	\$7,707	\$0	\$0	\$10,107	
Great Lakes Rec Centers-Alger	\$11,400	\$0	\$0	\$0	\$0	\$0	\$3,303	\$0	\$0	\$14,703	
Great Lakes Rec Centers-Mackinac	\$0	\$0	\$0	\$0	\$0	\$0	\$7,102	\$0	\$0	\$7,102	
Marquette Co. Health Dept	\$40,000	\$0	\$0	\$0	\$0	\$0	\$82,987	\$0	\$0	\$122,987	
Marquette General Hospital	\$4,500	\$0	\$0	\$0	\$0	\$0	\$8,920	\$0	\$0	\$13,420	
Marquette County Prevention	\$30,000	\$0	\$0	\$0	\$0	\$750	\$41,271	\$0	\$0	\$72,021	
Prevention Totals	\$352,000	\$0	\$0	\$0	\$0	\$15,510	\$495,855	\$0	\$0	\$863,365	

Service Category / Provider	Community Grant	Medicaid	Adult Benefit Waiver- Gross Federal & State From CA/RIHP(s)	MIChild (Federal Share Only)	State Disability Assistance	Fees	Local	Federal	Other	Total Revenues/ Expenditures	Admissions
Other Services											
Alger/Schoolcraft County Drug Court	\$0	\$0	\$0	\$0	\$0	\$0	\$3,768	\$0	\$0	\$3,768	0
Mackinac County Drug Court	\$0	\$0	\$0	\$0	\$0	\$0	\$32,177	\$0	\$0	\$32,177	0
Marquette Area Public Schools	\$0	\$0	\$0	\$0	\$0	\$0	\$1,500	\$0	\$0	\$1,500	0
Marquette County Drug Court	\$0	\$0	\$0	\$0	\$0	\$0	\$26,000	\$0	\$0	\$26,000	0
Marquette Co. Health Dept (HIV/Comm Dis)	\$1,575	\$0	\$0	\$0	\$0	\$0	\$0	\$0	\$0	\$1,575	0
Medical Care Access Coalition (Comm Dis)	\$1,755	\$0	\$0	\$0	\$0	\$0	\$540	\$0	\$0	\$2,295	0
Phoenix House (Comm Dis)	\$700	\$0	\$0	\$0	\$0	\$0	\$0	\$0	\$0	\$700	0
Use Tax	\$0	\$10,854	\$1,016	\$0	\$0	\$0	\$0	\$0	\$0	\$11,870	0
Western Upper Peninsula Health Dept (Comm Dis)	\$872	\$0	\$0	\$0	\$0	\$0	\$0	\$0	\$0	\$872	0
PFS II Activity	\$0	\$0	\$0	\$0	\$0	\$0	\$0	\$71,679	\$0	\$71,679	0
Alger County Sheriff Dept	\$0	\$0	\$0	\$0	\$0	\$0	\$10,000	\$0	\$0	\$10,000	0
Other Services Totals	\$4,902	\$10,854	\$1,016	\$0	\$0	\$0	\$73,985	\$71,679	\$0	\$162,436	0
Grand Totals	\$1,656,623	\$1,204,135	\$86,041	\$3,334	\$97,572	\$53,705	\$862,550	\$71,679	\$45,610	\$4,081,249	1,547

Notes:

Grand total off by \$1, due to rounding.

Marquette County Prevention local cell includes \$1,545 in additional local funding for a one day FAN event. This is not included in the Prevention Expenditure Report.

Michigan Department of Community Health, Behavioral Health and Developmental Disabilities Administration
Report to the Legislature for Fiscal Year 2013
Saginaw County Department of Public Health - TAPS

Service Category / Provider	Community Grant	Medicaid	Adult Benefit Waiver-Gross Federal & State From CA/PIHP(s)	MIChild (Federal Share Only)	State Disability Assistance	Fees	Local	Federal	Other	Total Revenues/ Expenditures	Admissions
General Administration											
CA Admin	\$170,600	\$205,240	\$0	\$0	\$0	\$0	\$0	\$0	\$0	\$375,840	
Prrev Admin	\$31,500	\$0	\$0	\$0	\$0	\$0	\$0	\$0	\$0	\$31,500	
SOH Admin	\$6,784	\$0	\$0	\$0	\$0	\$0	\$0	\$0	\$0	\$6,784	
Access Management System	\$208,884	\$205,240	\$0	\$0	\$0	\$0	\$0	\$0	\$0	\$414,124	
AMS											
TAPS	\$157,400	\$87,561	\$0	\$0	\$0	\$0	\$0	\$0	\$0	\$244,961	
Intensive Outpatient Treatment	\$157,400	\$87,561	\$0	\$0	\$0	\$0	\$0	\$0	\$0	\$244,961	
IOP											
N/A	\$0	\$0	\$0	\$0	\$0	\$0	\$0	\$0	\$0	\$0	
Outpatient	\$0	\$0	\$0	\$0	\$0	\$0	\$0	\$0	\$0	\$0	0
OP											
Dot Caring	\$74,422	\$28,204	\$4,835	\$0	\$0	\$0	\$6,036	\$0	\$0	\$113,497	257
PPPS	\$30,715	\$17,499	\$2,690	\$0	\$0	\$0	\$4,036	\$0	\$0	\$54,940	136
Saginaw Odyssey	\$68,850	\$0	\$0	\$0	\$0	\$0	\$0	\$0	\$0	\$68,850	120
Saginaw Psychological Services	\$78,357	\$33,090	\$8,595	\$0	\$0	\$0	\$4,391	\$0	\$0	\$124,433	267
Victory Services	\$46,436	\$96,250	\$12,253	\$0	\$0	\$0	\$0	\$0	\$0	\$154,939	141
Healthsource Saginaw	\$130	\$0	\$0	\$0	\$0	\$0	\$0	\$0	\$0	\$130	1
Sacred Heart - Saginaw	\$3,645	\$2,185	\$1,200	\$0	\$0	\$0	\$0	\$0	\$0	\$7,030	17
Sacred Heart Rehabilitation Center	\$1,450	\$0	\$0	\$0	\$0	\$0	\$0	\$0	\$0	\$1,450	1
OP Totals	\$304,005	\$177,228	\$29,573	\$0	\$0	\$0	\$14,463	\$0	\$0	\$525,269	940
Case Management											
Saginaw Psychological Services	\$1,575	\$0	\$0	\$0	\$0	\$0	\$0	\$0	\$0	\$1,575	6
Dot Caring	\$1,650	\$60	\$0	\$0	\$0	\$0	\$0	\$0	\$0	\$1,710	47
PPPS	\$2,895	\$15	\$0	\$0	\$0	\$0	\$0	\$0	\$0	\$2,910	49
Victory Services	\$35,445	\$285	\$15	\$0	\$0	\$0	\$0	\$0	\$0	\$35,745	89
10th District Court	\$20,699	\$0	\$0	\$0	\$0	\$0	\$0	\$0	\$0	\$20,699	15
Sacred Heart - Saginaw	\$330	\$60	\$0	\$0	\$0	\$0	\$0	\$0	\$0	\$390	8
Case Management Totals	\$62,594	\$420	\$15	\$0	\$0	\$0	\$0	\$0	\$0	\$63,029	214
Early Intervention											
N/A	\$0	\$0	\$0	\$0	\$0	\$0	\$0	\$0	\$0	\$0	0
Early Intervention Totals	\$0	\$0	\$0	\$0	\$0	\$0	\$0	\$0	\$0	\$0	0

Service Category / Provider	Community Grant	Medicaid	Adult Benefit Waiver-Gross Federal & State From CA/PIHP(s)	MIChild (Federal Share Only)	State Disability Assistance	Fees	Local	Federal	Other	Total Revenues/ Expenditures	Admissions
Recovery Support											
Saginaw Odyssey	\$11,608	\$0	\$0	\$0	\$0	\$0	\$0	\$0	\$0	\$11,608	9
PPPS	\$915	\$0	\$0	\$0	\$0	\$0	\$0	\$0	\$0	\$915	2
Dot Caring	\$19,350	\$0	\$0	\$0	\$0	\$0	\$0	\$0	\$0	\$19,350	49
Victory Services	\$18,165	\$0	\$0	\$0	\$0	\$0	\$0	\$0	\$0	\$18,165	42
Recovery Support Totals	\$50,038	\$0	\$0	\$0	\$0	\$0	\$0	\$0	\$0	\$50,038	102
Methadone											
Victory Services	\$128,812	\$198,425	\$24,009	\$0	\$0	\$0	\$22,759	\$0	\$0	\$374,005	0
Methadone Totals	\$128,812	\$198,425	\$24,009	\$0	\$0	\$0	\$22,759	\$0	\$0	\$374,005	0
Detox											
Dot Caring Centers	\$29,700	\$23,120	\$400	\$0	\$0	\$0	\$0	\$0	\$0	\$53,220	83
Healthsource Saginaw	\$57,060	\$44,848	\$200	\$0	\$0	\$0	\$17,022	\$0	\$0	\$119,130	148
Sacred Heart Rehabilitation Center	\$3,340	\$3,580	\$0	\$0	\$0	\$0	\$0	\$0	\$0	\$6,920	9
Ten Sixteen Recovery Network	\$7,150	\$4,400	\$0	\$0	\$0	\$0	\$0	\$0	\$0	\$11,550	10
Detox Totals	\$97,250	\$75,948	\$600	\$0	\$0	\$0	\$17,022	\$0	\$0	\$190,820	250
Residential											
Dot Caring Centers	\$61,645	\$67,145	\$0	\$0	\$0	\$0	\$0	\$0	\$0	\$128,790	112
Healthsource Saginaw	\$120	\$240	\$0	\$0	\$0	\$0	\$0	\$0	\$0	\$360	4
Sacred Heart Rehabilitation Center	\$21,690	\$18,401	\$0	\$0	\$0	\$0	\$0	\$0	\$0	\$40,091	15
Saginaw Odyssey	\$251,971	\$280,672	\$0	\$0	\$0	\$0	\$21,992	\$0	\$0	\$554,635	83
Ten Sixteen Recovery Network	\$71,507	\$31,360	\$0	\$0	\$0	\$0	\$0	\$0	\$0	\$102,867	31
Wedgewood Christian	\$2,498	\$20,562	\$0	\$0	\$0	\$0	\$4,037	\$0	\$0	\$27,097	4
Residential Totals	\$409,431	\$418,380	\$0	\$0	\$0	\$0	\$26,029	\$0	\$0	\$853,840	249
Prevention											
First Ward Community Center	\$43,150	\$0	\$0	\$0	\$0	\$0	\$18,490	\$0	\$0	\$61,640	
Health Delivery Inc. (Hearth Home)	\$25,720	\$0	\$0	\$0	\$0	\$0	\$11,000	\$0	\$0	\$36,720	
Prevention & Youth Services (PAYS)	\$111,674	\$0	\$0	\$0	\$0	\$0	\$44,696	\$0	\$0	\$156,370	
PPPS	\$10,988	\$0	\$0	\$0	\$0	\$0	\$4,600	\$0	\$0	\$15,588	
Saginaw City Police Dept.	\$28,740	\$0	\$0	\$0	\$0	\$0	\$12,300	\$0	\$0	\$41,040	
Sacred Heart - Saginaw	\$17,840	\$0	\$0	\$0	\$0	\$0	\$7,600	\$0	\$0	\$25,440	
STRIVE	\$0	\$0	\$0	\$0	\$0	\$0	\$2,275	\$0	\$0	\$2,275	
Saginaw Psychological Services	\$0	\$0	\$0	\$0	\$0	\$0	\$1,805	\$0	\$0	\$1,805	
Prevention Totals	\$238,112	\$0	\$0	\$0	\$0	\$0	\$102,766	\$0	\$0	\$340,878	

Service Category / Provider	Community Grant	Medicaid	Adult Benefit Waiver-Gross Federal & State From CA/PIHP(s)	MIChild (Federal Share Only)	State Disability Assistance	Fees	Local	Federal	Other	Total Revenues/ Expenditures	Admissions
Other Services											
Health Delivery Inc. (Hearth Home, HIV/AIDS)	\$24,800	\$0	\$0	\$0	\$0	\$0	\$18,400	\$0	\$0	\$43,200	0
Parishioners on Patrol	\$0	\$0	\$0	\$0	\$0	\$0	\$8,000	\$0	\$0	\$8,000	0
Saginaw Co. Sheriff (Tobacco Compliance)	\$0	\$0	\$0	\$0	\$0	\$0	\$60,000	\$0	\$0	\$60,000	0
SCDPH, Laboratory (Drug Testing)	\$0	\$0	\$0	\$0	\$0	\$0	\$58,936	\$0	\$0	\$58,936	0
PFS II - STRIVE	\$2,610	\$0	\$0	\$0	\$0	\$0	\$0	\$0	\$0	\$2,610	0
PFS II - Mitchell Moorcoach (recovery)	\$1,800	\$0	\$0	\$0	\$0	\$0	\$0	\$0	\$0	\$1,800	0
PFS II - Staff Training	\$822	\$0	\$0	\$0	\$0	\$0	\$0	\$0	\$0	\$822	0
PFS II - Provider/Coalition Training	\$5,077	\$0	\$0	\$0	\$0	\$0	\$0	\$0	\$0	\$5,077	0
PFS II - Ahearn Greene Associates (Provider training)	\$7,000	\$0	\$0	\$0	\$0	\$0	\$0	\$0	\$0	\$7,000	0
Other Services Totals	\$42,109	\$0	\$0	\$0	\$0	\$0	\$145,336	\$0	\$0	\$187,445	0
Grand Totals	\$1,698,635	\$1,163,202	\$54,197	\$0	\$0	\$0	\$328,375	\$0	\$0	\$3,244,409	1,755

Michigan Department of Community Health, Behavioral Health and Developmental Disabilities Administration
Report to the Legislature for Fiscal Year 2013
Southeast Michigan Community Alliance

Service Category / Provider	Community Grant	Medicaid	Adult Benefit Waiver-Gross Federal & State From CA/PIHP(s)	MIChild (Federal Share Only)	State Disability Assistance	Fees	Local	Federal	Other	Total Revenues/Expenditures	Admissions
General Administration											
CA Admin	\$829,614	\$205,298	\$32,251	\$3	\$0	\$0	\$0	\$0	\$9,118	\$1,076,284	0
General Administration Totals	\$829,614	\$205,298	\$32,251	\$3	\$0	\$0	\$0	\$0	\$9,118	\$1,076,284	
Access Management System											
AMS											
SEMCA AMS	\$305,974	\$198,746	\$26,022	\$243	\$0	\$0	\$151	\$0	\$0	\$531,136	4,643
Information Center	\$50,982	\$31,178	\$2,559	\$0	\$0	\$0	\$0	\$0	\$54,000	\$138,719	277
Intensive Outpatient Treatment	\$356,955	\$229,923	\$28,581	\$243	\$0	\$0	\$151	\$0	\$54,000	\$669,854	4,920
IOP											
Adult Well Being	\$1,211	\$160	\$0	\$0	\$0	\$21	\$0	\$0	\$0	\$1,392	7.00
Outpatient	\$120,292	\$172,376	\$11,760	\$0	\$0	\$2,321	\$21,183	\$0	\$0	\$327,932	158.00
Community Care - Lincoln Park	\$6,724	\$1,345	\$0	\$0	\$0	\$146	\$0	\$0	\$0	\$8,215	83.00
Community Care - Women's IOP	\$56,843	\$59,660	\$8,530	\$0	\$0	\$1,167	\$0	\$0	\$0	\$126,200	0.00
Eastwood - Livonia	\$20,545	\$7,635	\$0	\$0	\$0	\$1,016	\$0	\$0	\$0	\$29,196	32.00
Growth Works	\$0	\$1,730	\$0	\$0	\$0	\$1,059	\$0	\$0	\$0	\$2,789	5.00
Guidance Center	\$33,183	\$23,560	\$2,110	\$0	\$0	\$0	(\$11)	\$0	\$0	\$58,842	78.00
Hegira (includes day treatment)	\$162,961	\$58,480	\$23,095	\$0	\$0	\$5,341	\$60,736	\$0	\$0	\$310,613	320.00
Personalized Nursing (includes day treatment)	\$311,533	\$109,740	\$30,335	\$0	\$0	\$6,329	\$50,940	\$0	\$0	\$508,877	185.00
Redford Counseling	\$11,232	\$2,569	\$155	\$0	\$0	\$201	\$0	\$0	\$0	\$14,157	14.00
Salvation Army Harbor Light	\$0	\$8,945	\$0	\$0	\$0	\$0	\$0	\$0	\$0	\$8,945	12.00
Salvation Army Harbor Light Evangeline	\$0	\$14,590	\$0	\$0	\$0	\$0	\$7,050	\$0	\$0	\$21,640	22.00
Salvation Army Harbor Light Evangeline Women's IOP	\$0	\$16,710	\$0	\$0	\$0	\$0	\$0	\$0	\$0	\$16,710	0.00
IOP Totals	\$724,525	\$477,500	\$75,985	\$0	\$0	\$17,601	\$139,897	\$0	\$0	\$1,435,508	916
OP											
ACCESS	\$263	\$2,912	\$0	\$0	\$0	\$0	\$0	\$0	\$0	\$3,175	10.00
Adult Well Being	\$31,591	\$11,227	\$1,435	\$0	\$0	\$1,676	\$0	\$0	\$0	\$45,929	62.00
Beginning Step	\$33,073	\$35,406	\$1,766	\$0	\$0	\$807	\$0	\$0	\$0	\$71,052	157.00
Black Family Development	\$117	\$1,453	\$0	\$0	\$0	\$0	\$0	\$0	\$0	\$1,570	4.00
Catholic Charities	\$0	\$24,140	\$5,419	\$0	\$0	\$1,134	\$41,098	\$0	\$0	\$71,791	148.00
Community Care - Lincoln Park	\$90,579	\$34,006	\$2,595	\$0	\$0	\$7,216	\$0	\$0	\$0	\$134,395	318.00
Eastwood - Livonia	\$28,864	\$10,409	\$126	\$0	\$0	\$2,115	\$0	\$0	\$0	\$41,514	67.00
Growthworks	\$0	\$1,626	\$0	\$0	\$0	\$1,367	\$0	\$0	\$0	\$2,993	4.00
Guidance Center	\$39,033	\$15,294	\$2,765	\$0	\$0	\$0	(\$29)	\$0	\$0	\$57,063	177.00
Hegira	\$98,399	\$26,104	\$7,886	\$0	\$0	\$5,171	\$44,879	\$0	\$0	\$182,439	257.00
Nardin Park	\$0	\$43,825	\$0	\$0	\$0	\$0	\$0	\$0	\$0	\$43,825	7.00
Personalized Nursing	\$67,217	\$13,057	\$10,107	\$0	\$0	\$3,482	\$6,169	\$0	\$0	\$100,032	87.00
Rainbow Center	\$29,916	\$24,831	\$1,976	\$0	\$0	\$671	\$0	\$0	\$0	\$57,394	66.00
Redford Counseling	\$52,794	\$17,593	\$0	\$0	\$0	\$3,224	\$0	\$0	\$0	\$73,611	77.00
Sacred Heart	\$16,509	\$0	\$0	\$0	\$0	\$0	\$0	\$0	\$0	\$16,509	0.00
Salvation Army Harbor Light	\$0	\$16,138	\$0	\$0	\$0	\$0	\$12,313	\$0	\$0	\$28,451	29.00
Salvation Army Harbor Light Evangeline	\$0	\$1,212	\$0	\$0	\$0	\$0	\$6,867	\$0	\$0	\$8,079	3.00
Star Center	\$12,626	\$43,646	\$3,370	\$0	\$0	\$344	\$0	\$0	\$0	\$59,986	23.00
Wolverine	\$0	\$0	\$0	\$22	\$0	\$0	\$825	\$0	\$0	\$847	0.00
University Psychiatric	\$785	\$6,456	\$0	\$0	\$0	\$0	\$0	\$0	\$0	\$7,241	22.00
OP Totals	\$501,766	\$329,333	\$37,445	\$22	\$0	\$27,207	\$112,122	\$0	\$0	\$1,007,896	1,518

Service Category / Provider	Community Grant	Medicaid	Adult Benefit Waiver-Gross Federal & State From CA/PIHP(s)	MIChild (Federal Share Only)	State Disability Assistance	Fees	Local	Federal	Other	Total Revenues/ Expenditures	Admissions
Case Management											
Black Family Development (see note 1)	\$0	\$0	\$0	\$0	\$0	\$0	\$0	\$0	\$43,348	\$43,348	0.00
Guidance Center	\$1,268	\$0	\$0	\$0	\$0	\$0	\$0	\$0	\$0	\$1,268	26.00
Hegira	\$74,363	\$0	\$0	\$0	\$0	\$0	\$0	\$0	\$0	\$74,363	602.00
Personalized Nursing	\$90,825	\$0	\$0	\$0	\$0	\$0	\$0	\$0	\$0	\$90,825	400.00
Case Management Totals	\$166,455	\$0	\$0	\$0	\$0	\$0	\$0	\$0	\$43,348	\$209,803	1028
Early Intervention											
Growth Works	\$0	\$0	\$0	\$0	\$0	\$0	\$116,545	\$0	\$0	\$116,545	387.00
Personal Dynamics	\$0	\$0	\$0	\$0	\$0	\$0	\$73,803	\$0	\$0	\$73,803	434.00
Early Intervention Totals	\$0	\$0	\$0	\$0	\$0	\$0	\$190,348	\$0	\$0	\$190,348	821
Recovery Support											
Detroit Recovery - Relapse Recovery	\$0	\$0	\$0	\$0	\$0	\$0	\$33,800	\$0	\$0	\$33,800	171.00
Growthworks - Relapse Recovery	\$0	\$0	\$0	\$0	\$0	\$0	\$101,044	\$0	\$0	\$101,044	645.00
Hegira - Relapse Recovery	\$0	\$0	\$0	\$0	\$0	\$0	\$72,825	\$0	\$0	\$72,825	635.00
Paula's House	\$0	\$0	\$0	\$0	\$0	\$0	\$27,163	\$0	\$0	\$27,163	62.00
Personalized Nursing	\$0	\$0	\$0	\$0	\$0	\$0	\$53,571	\$0	\$0	\$53,571	308.00
Redford Counseling - Relapse Recovery	\$0	\$0	\$0	\$0	\$0	\$0	\$13,959	\$0	\$0	\$13,959	76.00
Touchstone Recovery	\$0	\$0	\$0	\$0	\$0	\$0	\$110,000	\$0	\$0	\$110,000	219.00
Recovery Support Totals	\$0	\$0	\$0	\$0	\$0	\$0	\$412,362	\$0	\$0	\$412,362	2,116
Methadone											
Nardin Park	\$0	\$26,621	\$0	\$0	\$0	\$0	\$0	\$0	\$0	\$26,621	7.00
Rainbow Center	\$18,258	\$13,614	\$927	\$0	\$0	\$0	\$0	\$0	\$0	\$32,798	68.00
Star Center	\$7,107	\$26,442	\$1,083	\$0	\$0	\$0	\$0	\$0	\$0	\$34,631	23.00
University Psychiatric	\$817	\$7,139	\$0	\$0	\$0	\$0	\$0	\$0	\$0	\$7,956	22.00
Methadone Totals	\$26,181	\$73,816	\$2,009	\$0	\$0	\$0	\$0	\$0	\$0	\$102,007	\$120
Detox											
Hegira	\$153,844	\$47,597	\$17,497	\$0	\$0	\$3,423	\$49,083	\$0	\$0	\$271,444	610.00
Personalized Nursing	\$41,023	\$25,419	\$4,333	\$0	\$0	\$495	\$11,779	\$0	\$0	\$83,049	164.00
Sacred Heart	\$158,098	\$59,628	\$9,617	\$0	\$0	\$1,200	\$0	\$0	\$0	\$228,543	513.00
Salvation Army Harbor Light	\$0	\$30,914	\$0	\$0	\$0	\$0	\$5,610	\$0	\$0	\$36,524	50.00
Salvation Army Harbor Light Evangeline	\$0	\$98,769	\$0	\$0	\$0	\$0	\$12,788	\$0	\$0	\$111,557	210.00
Detox Totals	\$352,965	\$262,327	\$31,447	\$0	\$0	\$5,119	\$79,260	\$0	\$0	\$731,117	1,547
Residential											
Eastwood	\$41,548	\$8,656	\$2,142	\$0	\$0	\$574	\$0	\$0	\$0	\$52,920	29.00
Hegira	\$622,808	\$167,023	\$71,138	\$0	\$32,306	\$12,310	\$179,522	\$0	\$0	\$1,085,106	489.00
Personalized Nursing	\$194,822	\$130,028	\$13,273	\$0	\$0	\$2,525	\$53,313	\$0	\$0	\$393,961	184.00
Sacred Heart	\$676,540	\$212,897	\$29,083	\$0	\$8,533	\$5,628	\$0	\$0	\$0	\$932,681	475.00
Salvation Army Harbor Light	\$0	\$45,661	\$0	\$0	\$0	\$0	\$387,080	\$0	\$0	\$432,741	75.00
Salvation Army Harbor Light Evangeline	\$0	\$63,256	\$0	\$0	\$0	\$0	\$11,279	\$0	\$0	\$74,535	71.00
Wolverine	\$0	\$368,602	\$0	\$11,034	\$0	\$245	\$66,129	\$0	\$0	\$446,010	29.00
Residential Totals	\$1,535,717	\$996,123	\$115,636	\$11,034	\$40,839	\$21,282	\$697,323	\$0	\$0	\$3,417,954	1,352

Service Category / Provider	Community Grant	Medicaid	Adult Benefit Waiver-Gross Federal & State From CA/PIHP(s)	MIChild (Federal Share Only)	State Disability Assistance	Fees	Local	Federal	Other	Total Revenues/ Expenditures	Admissions
Prevention											
ACCESS	\$0	\$0	\$0	\$0	\$0	\$0	\$67,497	\$0	\$0	\$67,497	
Arab American Chaldean Council	\$70,000	\$0	\$0	\$0	\$0	\$0	\$0	\$0	\$0	\$70,000	
Center for Youth and Families	\$0	\$0	\$0	\$0	\$0	\$0	\$69,360	\$0	\$0	\$69,360	
Community Assessment Referral & Education	\$0	\$0	\$0	\$0	\$0	\$0	\$100,000	\$0	\$0	\$100,000	
DYTUR	\$84,233	\$0	\$0	\$0	\$0	\$0	\$0	\$0	\$0	\$84,233	
Guidance Center	\$276,726	\$0	\$0	\$0	\$0	\$0	\$0	\$0	\$0	\$276,726	
Hegira	\$200,000	\$0	\$0	\$0	\$0	\$0	\$50,000	\$0	\$0	\$250,000	
Livonia Save Our Youth Task Force	\$0	\$0	\$0	\$0	\$0	\$0	\$31,306	\$0	\$0	\$31,306	
Monroe ISD	\$69,573	\$0	\$0	\$0	\$0	\$0	\$44,264	\$0	\$0	\$113,837	
Monroe Public Schools	\$100,000	\$0	\$0	\$0	\$0	\$0	\$0	\$0	\$0	\$100,000	
Piast Institute	\$0	\$0	\$0	\$0	\$0	\$0	\$63,515	\$0	\$0	\$63,515	
Provider Trainings	\$6,089	\$0	\$0	\$0	\$0	\$0	\$0	\$0	\$0	\$6,089	
Romulus Middle School	\$0	\$0	\$0	\$0	\$0	\$0	\$90,000	\$0	\$0	\$90,000	
SOOAR	\$0	\$0	\$0	\$0	\$0	\$0	\$45,287	\$0	\$0	\$45,287	
Starfish Family Services	\$0	\$0	\$0	\$0	\$0	\$0	\$45,357	\$0	\$0	\$45,357	
Taylor Teen Health Center	\$180,000	\$0	\$0	\$0	\$0	\$0	\$90,000	\$0	\$0	\$270,000	
Tobacco Compliance Check/Vendor Education	\$1,200	\$0	\$0	\$0	\$0	\$0	\$42,485	\$0	\$0	\$43,685	
Westland Youth	\$65,000	\$0	\$0	\$0	\$0	\$0	\$0	\$0	\$0	\$65,000	
Prevention Totals	\$1,052,822	\$0	\$0	\$0	\$0	\$0	\$739,071	\$0	\$0	\$1,791,893	
Other Services											
PFSII - Taylor Teen	\$65,000	\$0	\$0	\$0	\$0	\$0	\$0	\$0	\$0	\$65,000	0.00
PFS II - Eastern Michigan University	\$8,000	\$0	\$0	\$0	\$0	\$0	\$0	\$0	\$0	\$8,000	0.00
Black Family - WSS	\$0	\$0	\$0	\$0	\$0	\$0	\$0	\$0	\$0	\$0	0.00
Catholic Charities Wraparound	\$0	\$0	\$0	\$0	\$0	\$0	\$9,794	\$0	\$0	\$9,794	45.00
Hegira - Wraparound	\$0	\$0	\$0	\$0	\$0	\$0	\$19,100	\$0	\$0	\$19,100	31.00
Celebrate Recovery	\$0	\$0	\$0	\$0	\$0	\$0	\$10,932	\$0	\$0	\$10,932	0.00
Community Care - WSS	\$65,331	\$0	\$0	\$0	\$0	\$0	\$0	\$0	\$0	\$65,331	0.00
Guidance Center - SBIRT	\$107,091	\$0	\$0	\$0	\$0	\$0	\$0	\$0	\$0	\$107,091	0.00
Follow Up for SBIRT (see note 8)	\$114,722	\$0	\$0	\$0	\$0	\$0	\$0	\$0	\$0	\$114,722	0.00
Hegira - SBIRT	\$137,489	\$0	\$0	\$0	\$0	\$0	\$0	\$0	\$0	\$137,489	0.00
Michigan Rehab Services	\$0	\$0	\$0	\$0	\$0	\$0	\$35,000	\$0	\$0	\$35,000	0.00
Personalized Nursing - WSS	\$69,799	\$0	\$0	\$0	\$0	\$0	\$0	\$0	\$0	\$69,799	0.00
CLM Consulting - Chronic Pain Study	\$0	\$0	\$0	\$0	\$0	\$0	\$31,543	\$0	\$0	\$31,543	0.00
CLM Consulting -Emerging Drug Study	\$0	\$0	\$0	\$0	\$0	\$0	\$9,302	\$0	\$0	\$9,302	0.00
Trainings for provider network	\$0	\$0	\$0	\$0	\$0	\$0	\$20,834	\$0	\$0	\$20,834	0.00
SA Handbooks/Manuals	\$0	\$0	\$0	\$0	\$0	\$0	\$2,141	\$0	\$0	\$2,141	0.00
Needs Assessment (see note 2)	\$0	\$0	\$0	\$0	\$0	\$0	\$785	\$0	\$0	\$785	0.00
Other Services Totals	\$567,432	\$0	\$0	\$0	\$0	\$0	\$139,430	\$0	\$0	\$706,862	76
Grand Totals	\$6,114,432	\$2,574,320	\$323,355	\$11,303	\$40,839	\$71,208	\$2,509,965	\$0	\$106,466	\$11,751,887	\$14,414

Notes:

- 1) Amount under other includes Saturday and Mental Health Classes.
- 2) Fees associated with Wayne State needs assessment.
- 3) IOP total includes amount spent of 5,265 for ABW under block grant
- 4) OP total includes amount spent of 4,879.74 for ABW under block grant
- 5) Detox total includes amount spent of 4,232 for ABW under block grant
- 6) Residential total includes amount spent of 16,099 for ABW under block grant
- 7) AMS total includes amount of 75.61 for MI-Child under block grant
- 8) Fees associated with follow up costs for the SBIRT project that have been encumbered.

Michigan Department of Community Health, Behavioral Health and Developmental Disabilities Administration
Report to the Legislature for Fiscal Year 2013
St. Clair County Community Mental Health Authority d/b/a The Thumb Alliance

Service Category / Provider	Community Grant	Medicaid	Adult Benefit Waiver-Gross Federal & State From CA/PIHP(s)	MIChild (Federal Share Only)	State Disability Assistance	Fees	Local	Federal	Other	Total Revenues/Expenditures	Admissions
General Administration											
CA Admin	\$163,385	\$164,561	\$13,627	\$0	\$0	\$0	\$0	\$0	\$0	\$341,573	
CA Prev Coord	\$75,970	\$0	\$0	\$0	\$0	\$0	\$0	\$0	\$0	\$75,970	
General Administration Totals	\$239,355	\$164,561	\$13,627	\$0	\$0	\$0	\$0	\$0	\$0	\$417,543	
Access Management System											
AMS											
BABH-AAM Access Center	\$154,516	\$156,102	\$12,888	\$0	\$0	\$0	\$0	\$0	\$0	\$323,506	
AMS Totals	\$154,516	\$156,102	\$12,888	\$0	\$0	\$0	\$0	\$0	\$0	\$323,506	
Intensive Outpatient Treatment											
IOP											
Catholic Charities of Southeast Michigan	\$0	\$0	\$0	\$0	\$0	\$0	\$99,369	\$0	\$0	\$99,369	76
Sacred Heart Rehabilitation Center Inc. d/b/a Clearview Substance Abuse Services	\$10,507	\$20,212	\$1,781	\$0	\$0	\$0	\$0	\$0	\$0	\$32,500	33
Outpatient	\$890	\$2,849	\$1,247	\$0	\$0	\$0	\$0	\$0	\$0	\$4,986	8
IOP Totals	\$11,397	\$23,061	\$3,028	\$0	\$0	\$0	\$99,369	\$0	\$0	\$136,855	117

OP											
Alcohol Information and Counseling Center / A Division of the Lapeer Co. Health Department	\$52,795	\$23,237	\$3,627	\$0	\$0	\$2,921	\$0	\$0	\$0	\$82,580	209
Alcohol Information and Counseling Center / A Division of the Lapeer Co. Health Department - ('Int. Tx')	\$18,126	\$11,869	\$1,380	\$219	\$0	\$3,446	\$0	\$0	\$0	\$35,040	79
Catholic Charities of Southeast Michigan	\$12,486	\$5,218	\$1,422	\$0	\$0	\$1,540	\$0	\$0	\$0	\$20,666	69
Catholic Charities of Southeast Michigan - ('Int. Tx')	\$10,395	\$7,818	\$1,735	\$0	\$0	\$1,136	\$0	\$0	\$0	\$21,084	52
Sanilac County Counseling Services	\$28,369	\$8,657	\$2,637	\$0	\$0	\$1,564	\$0	\$0	\$0	\$41,227	95
Sanilac County Counseling Services - ('Int. Tx')	\$10,496	\$8,193	\$1,511	\$0	\$0	\$661	\$0	\$0	\$0	\$20,861	52
List Psychological Services, PLC	\$9,786	\$4,000	\$1,660	\$0	\$0	\$2,196	\$0	\$0	\$0	\$17,642	44
List Psychological Services, PLC. - ('Int. Tx')	\$3,224	\$2,930	\$498	\$0	\$0	\$518	\$0	\$0	\$0	\$7,170	22
Professional Counseling Center, P.C.	\$10,618	\$5,918	\$2,283	\$0	\$0	\$0	\$414	\$0	\$0	\$19,233	71
Professional Counseling Center, P.C. - ('Int. Tx')	\$21,621	\$14,316	\$5,688	\$0	\$0	\$0	\$828	\$0	\$0	\$42,453	79
Sacred Heart Rehabilitation Center, Inc.	\$3,599	\$333	\$127	\$0	\$0	\$38	\$0	\$0	\$0	\$4,097	18
Sacred Heart Rehabilitation Center, Inc. - ('Int. Tx')	\$13,518	\$9,674	\$2,344	\$194	\$0	\$155	\$0	\$0	\$0	\$25,885	65
Sacred Heart Rehabilitation Center, Inc. - ('Int. Tx')	\$34	\$3,503	\$0	\$0	\$0	\$0	\$0	\$0	\$0	\$3,537	6
Sacred Heart Rehabilitation Center, Inc.	\$1,308	\$333	\$0	\$0	\$0	\$0	\$0	\$0	\$0	\$1,641	8
Sacred Heart Rehabilitation Center, Inc. - ('Int. Tx')	\$2,732	\$1,237	\$641	\$0	\$0	\$96	\$0	\$0	\$0	\$4,706	14
Sacred Heart Rehabilitation Center, Inc. - ('Int. Tx')	\$0	\$160	\$0	\$0	\$0	\$0	\$0	\$0	\$0	\$160	1
Sacred Heart Rehabilitation Center Inc. d/b/a Clearview Substance Abuse Services	\$22,176	\$27,283	\$3,946	\$0	\$0	\$162	\$0	\$0	\$0	\$53,567	76
Sacred Heart Rehabilitation Center Inc. d/b/a Clearview Substance Abuse Services	\$10,391	\$15,134	\$1,471	\$0	\$0	\$0	\$0	\$0	\$0	\$26,996	6
Sacred Heart Rehabilitation Center Inc. d/b/a Clearview Substance Abuse Services - ('Int. Tx')	\$78	\$2,002	\$0	\$0	\$0	\$0	\$0	\$0	\$0	\$2,080	2
Sacred Heart Rehabilitation Center Inc. d/b/a Clearview Substance Abuse Services - ('Int. Tx')	\$1,288	\$4,419	\$638	\$0	\$0	\$16	\$0	\$0	\$0	\$6,361	6
The Center For Human Resources - Algonac	\$10,773	\$4,802	\$635	\$0	\$0	\$344	\$0	\$0	\$0	\$16,554	39
The Center For Human Resources - Algonac - ('Int. Tx')	\$5,363	\$2,166	\$160	\$0	\$0	\$967	\$0	\$0	\$0	\$8,656	23
Lexington Community Counseling Center	\$15,499	\$3,026	\$1,425	\$0	\$0	\$2,052	\$0	\$0	\$0	\$22,002	53
Lexington Community Counseling Center - ('Int. Tx')	\$2,929	\$1,943	\$456	\$0	\$0	\$2,765	\$0	\$0	\$0	\$8,093	22
IMPACT d/b/a The Center for Human Resources	\$86,893	\$25,458	\$14,713	\$0	\$0	\$5,039	\$828	\$0	\$0	\$132,931	269
IMPACT d/b/a The Center for Human Resources - ('Int. Tx')	\$0	\$615	\$0	\$0	\$0	\$948	\$0	\$0	\$0	\$1,563	1
IMPACT d/b/a The Center for Human Resources - ('Int. Tx')	\$61,119	\$39,457	\$11,777	\$0	\$0	\$14,956	\$2,367	\$0	\$0	\$129,676	203
Sacred Heart Rehabilitation Center, Inc. - Flint	\$0	\$378	\$0	\$0	\$0	\$0	\$0	\$0	\$0	\$378	1
Sacred Heart Rehabilitation Center, Inc.	\$4,246	\$561	\$0	\$0	\$0	\$0	\$0	\$0	\$0	\$4,807	5
Sacred Heart Rehabilitation Center, Inc.	\$308	\$2,935	\$3,241	\$0	\$0	\$0	\$0	\$0	\$0	\$6,484	5
OP Totals	\$420,170	\$237,575	\$64,015	\$413	\$0	\$41,520	\$4,437	\$0	\$0	\$768,130	1595
Case Management											
Alcohol Information and Counseling Center / A Division of the Lapeer Co. Health Department - ('Int. Tx')	\$20	\$0	\$0	\$0	\$0	\$0	\$0	\$0	\$0	\$20	0
Sacred Heart Rehabilitation Center, Inc.	\$1,710	\$0	\$0	\$0	\$0	\$0	\$0	\$0	\$0	\$1,710	1
Sacred Heart Rehabilitation Center Inc. d/b/a Clearview Substance Abuse Services	\$3,348	\$0	\$0	\$0	\$0	\$0	\$0	\$0	\$0	\$3,348	3
Case Management Totals	\$5,078	\$0	\$0	\$0	\$0	\$0	\$0	\$0	\$0	\$5,078	4
Early Intervention											
N/A	\$0	\$0	\$0	\$0	\$0	\$0	\$0	\$0	\$0	\$0	0
Early Intervention Totals	\$0	\$0	\$0	\$0	\$0	\$0	\$0	\$0	\$0	\$0	0

Recovery Support

Sacred Heart Rehabilitation Center, Inc.	\$3,360	\$0	\$0	\$0	\$0	\$0	\$0	\$0	\$0	\$3,360	158
Sacred Heart Rehabilitation Center Inc. d/b/a Clearview Substance Abuse Services	\$3,912	\$0	\$0	\$0	\$0	\$0	\$0	\$0	\$0	\$3,912	9
Sacred Heart Rehabilitation Center Inc. d/b/a Clearview Substance Abuse Services - ('Int. Tx')	\$1,692	\$0	\$0	\$0	\$0	\$0	\$0	\$0	\$0	\$1,692	3
Recovery Support Totals	\$8,964	\$0	\$0	\$0	\$0	\$0	\$0	\$0	\$0	\$8,964	170

Methadone

Sacred Heart Rehabilitation Center, Inc. -Flint	\$0	\$1,322	\$0	\$0	\$0	\$0	\$0	\$0	\$0	\$1,322	0
Sacred Heart Rehabilitation Center, Inc.	\$12,507	\$35,067	\$5,120	\$0	\$0	\$0	\$0	\$0	\$0	\$52,694	0
Sacred Heart Rehabilitation Center, Inc. - ('Int. Tx')	\$0	\$879	\$0	\$0	\$0	\$0	\$0	\$0	\$0	\$879	0
Methadone Totals	\$12,507	\$37,268	\$5,120	\$0	\$0	\$0	\$0	\$0	\$0	\$54,895	0

Detox

Community Programs Inc.	\$3,468	\$8,803	\$0	\$0	\$0	\$0	\$0	\$0	\$0	\$12,271	10
Community Programs Inc.- ('Int. Tx')	\$631	\$5,359	\$0	\$0	\$0	\$0	\$0	\$0	\$0	\$5,990	5
Holy Cross Youth and Family Services d/b/a Kairos Healthcare	\$1,624	\$2,924	\$0	\$0	\$0	\$0	\$0	\$0	\$0	\$4,548	3
Sacred Heart Rehabilitation Center, Inc.	\$90,432	\$94,163	\$0	\$0	\$0	\$263	\$0	\$0	\$0	\$184,858	175
Sacred Heart Rehabilitation Center, Inc. - ('Int. Tx')	\$800	\$0	\$0	\$0	\$0	\$0	\$0	\$0	\$0	\$800	1
Detox Totals	\$96,955	\$111,249	\$0	\$0	\$0	\$263	\$0	\$0	\$0	\$208,467	194

Residential

Community Programs Inc.	\$4,753	\$7,197	\$0	\$0	\$0	\$0	\$0	\$0	\$0	\$11,950	7
Community Programs Inc. - ('Int. Tx')	\$7,682	\$2,732	\$0	\$0	\$0	\$0	\$0	\$0	\$0	\$10,414	6
Holy Cross Youth and Family Services d/b/a Kairos Healthcare	\$4,770	\$144,895	\$0	\$0	\$0	\$4,160	\$0	\$0	\$0	\$153,825	22
Sacred Heart Rehabilitation Center, Inc.	\$271,056	\$307,113	\$0	\$0	\$5,495	\$0	\$0	\$0	\$0	\$583,664	238
Sacred Heart Rehabilitation Center, Inc. - ('Int. Tx')	\$4,074	\$2,988	\$0	\$0	\$0	\$0	\$0	\$0	\$0	\$7,062	4
Residential Totals	\$292,335	\$464,925	\$0	\$0	\$5,495	\$4,160	\$0	\$0	\$0	\$766,915	277

Prevention

Alcohol Information and Counseling Center / A Division of the Lapeer Co. Health Department	\$43,003	\$0	\$0	\$0	\$0	\$0	\$0	\$0	\$0	\$43,003	
Catholic Charities of Southeast Michigan	\$35,880	\$0	\$0	\$0	\$0	\$0	\$0	\$0	\$0	\$35,880	
IMPACT d/b/a The Center for Human Resources	\$107,350	\$0	\$0	\$0	\$0	\$0	\$65,356	\$0	\$0	\$172,706	
Sanilac County Counseling Services	\$17,007	\$0	\$0	\$0	\$0	\$0	\$0	\$0	\$0	\$17,007	
Prevention Totals	\$203,240	\$0	\$0	\$0	\$0	\$0	\$65,356	\$0	\$0	\$268,596	

Other Services

Alcohol Information and Counseling Center / A Division of the Lapeer Co. Health Department (CD)	\$2,509	\$0	\$0	\$0	\$0	\$0	\$0	\$0	\$0	\$2,509	0
Sanilac County Counseling Services (CD)	\$1,079	\$0	\$0	\$0	\$0	\$0	\$0	\$0	\$0	\$1,079	0
Saint Clair County Health Department (CD)	\$8,427	\$0	\$0	\$0	\$0	\$0	\$0	\$0	\$0	\$8,427	0
St. Clair County DARE Program-SU Info Dissemination in Schools	\$0	\$0	\$0	\$0	\$0	\$0	\$8,500	\$0	\$0	\$8,500	0
Alcohol Information and Counseling Center / A Division of the Lapeer Co. Health Department - (Wm/Family Training)	\$290	\$0	\$0	\$0	\$0	\$0	\$0	\$0	\$0	\$290	0
Alcohol Information and Counseling Center / A Division of the Lapeer Co. Health Department (Non-Synar)	\$557	\$0	\$0	\$0	\$0	\$0	\$0	\$0	\$0	\$557	0
Sanilac County Counseling Services (Non-Synar)	\$417	\$0	\$0	\$0	\$0	\$0	\$0	\$0	\$0	\$417	0
IMPACT d/b/a The Center for Human Resources (Non-Synar)	\$928	\$0	\$0	\$0	\$0	\$0	\$0	\$0	\$0	\$928	0
Other Services Totals	\$14,207	\$0	\$0	\$0	\$0	\$0	\$8,500	\$0	\$0	\$22,707	0
Grand Totals	\$1,458,724	\$1,194,741	\$98,678	\$413	\$5,495	\$45,943	\$177,662	\$0	\$0	\$2,981,656	2,357

Notes:

1. Prevention: The total of cells E129, E137, E138, E 139 on the LR = cell I21 on the Adm_AMS_Tx_Prev_WSS tab of the RER; the total of cells P 129 and P 135 on the LR = cell I 40 on the Adm_AMS_Tx_Prev_WSS tab of the RER.
2. WSS - On the RER there is \$27 Reported on the SDA line in cell K 9. This amount is combined with the amount reported on in cell G9 of the RER and is reported on the LR in cell N105. If \$27 is added to the total of cells J, K, L, M133, the total equals Cell K43-K 41 on the WSS tab of the RER.
3. Fees & Collections - These are not shown as revenues because they are not amounts collected by the CA. They are amounts collected by the Agencies we contract with and are netted against our rates when the Agency is paid for the services provided.
4. The total of Cells E 58 and F 58 on the LR = the total of Cell G14 on the Adm_AMS_Tx...tab and Cell E 7 (MI Child state share of expense) on the ABW_MLChild Tab of the RER.
5. M'Caid and ABW revenues reported are net of Claims Tax.
6. The PIHP contributed excess current year MH ABW revenue in the amount of \$3,125 to cover ABW expense in excess of the current yr SUD ABW revenue received by the Alliance (net of claims tax). This is included in cell B20 on the RER Composite tab.

Michigan Department of Community Health, Behavioral Health and Developmental Disabilities Administration
Report to the Legislature for Fiscal Year 2013
Washtenaw Community Health Organization

Service Category / Provider	Community Grant	Block Grant Federal Port	General Fund	Medicaid	Medicaid (does not include WSS)	Adult Benefit Waiver - Gross Federal & State From CA/PIHP(s)	ABW Gross - Federal & State - From CA's PIHP(s) - DOES NOT INCLUDE WSS	MIChild (Federal Share Only)	General Fund Women Specialty Services (WSS)	Block Grant Women Specialty Services (WSS)	Medicaid Women Specialty Services (WSS)	ABW Women Specialty Services (WSS)	State Disability Assistance	Fees	Local	Federal	Other	Total Revenues/Expenditures	Units of Service	Admissions
General Administration																				
CA Admin	\$430,891	\$370,387	\$60,504	\$122,184	\$122,184	\$7,526	\$7,526	\$0	\$0	\$0	\$0	\$0	\$0	\$0	\$7,494	\$0	\$0	\$558,096	0	0
General Administration Totals	\$430,891	\$370,387	\$60,504	\$122,184	\$122,184	\$7,526	\$7,526	\$0	\$0	\$0	\$0	\$0	\$0	\$0	\$7,494	\$0	\$0	\$558,096	0	0
Access Management System																				
Lenawee County Mental Health Authority ROSC	\$4,200	\$3,435	\$765	\$155,858	\$155,858	\$0	\$0	\$0	\$0	\$0	\$0	\$0	\$0	\$0	\$0	\$0	\$0	\$160,058	0	0
Livingston County Mental Health Authority ROSC	\$4,200	\$3,435	\$765	\$89,267	\$89,267	\$0	\$0	\$0	\$0	\$0	\$0	\$0	\$0	\$0	\$0	\$0	\$0	\$53,467	0	0
AMS Totals	\$8,400	\$6,871	\$1,529	\$245,124	\$245,124	\$0	\$0	\$0	\$0	\$0	\$0	\$0	\$0	\$0	\$0	\$0	\$0	\$253,524	0	0
Intensive Outpatient Treatment																				
IOP																				
THIS IS ALL CPT CODE H0001																				
Dawn Inc.	\$23,524	\$19,241	\$4,283	\$11,339	\$11,339	\$4,231	\$4,231	\$0	\$0	\$0	\$0	\$0	\$0	\$0	\$0	\$0	\$0	\$39,094	231	0
Outpatient	\$11,700	\$9,324	\$2,076	\$10,800	\$9,263	\$2,100	\$2,100	\$0	\$54	\$246	\$1,537	\$0	\$0	\$0	\$0	\$0	\$0	\$24,600	84	0
Catholic Charities of Jackson Lenawee and Hillsdale	\$4,380	\$3,583	\$798	\$3,285	\$3,285	\$758	\$758	\$0	\$0	\$0	\$0	\$0	\$0	\$0	\$0	\$0	\$0	\$8,423	100	0
McCullough Vargas & Associates Inc.	\$8,423	\$6,545	\$1,457	\$4,885	\$4,127	\$758	\$758	\$0	\$76	\$345	\$758	\$0	\$0	\$0	\$0	\$0	\$0	\$14,067	162	0
Salvation Army Harbor Light - Monroe	\$84	\$69	\$15	\$253	\$253	\$0	\$0	\$0	\$0	\$0	\$0	\$0	\$0	\$0	\$0	\$0	\$0	\$337	4	0
Victory Clinic	\$84	\$69	\$15	\$168	\$168	\$0	\$0	\$0	\$0	\$0	\$0	\$0	\$0	\$0	\$0	\$0	\$0	\$253	3	0
Dawn Inc - Miller	\$338	\$0	\$0	\$0	\$0	\$0	\$0	\$0	\$60	\$278	\$0	\$0	\$0	\$0	\$0	\$0	\$0	\$338	0	0
IOP Totals	\$48,534	\$38,831	\$8,644	\$30,731	\$28,436	\$7,847	\$7,847	\$0	\$190	\$869	\$2,295	\$0	\$0	\$0	\$0	\$0	\$0	\$87,112	\$584	\$0
OP																				
Covered ABW Expense with PA2 Funding																				
Dawn Inc - Spera	\$505	\$413	\$92	\$1,034	\$1,034	\$0	\$0	\$0	\$0	\$0	\$0	\$0	\$0	\$0	\$0	\$0	\$0	\$1,539	23	35
Dawn Inc - Miller	\$33,090	\$26,719	\$5,948	\$16,288	\$16,288	\$11,491	\$11,491	\$0	\$76	\$347	\$0	\$0	\$0	\$0	\$0	\$0	\$0	\$60,868	4017	374
Home of New Vision	\$164,201	\$129,740	\$29,079	\$94,015	\$79,507	\$23,437	\$23,437	\$542	\$959	\$4,413	\$14,508	\$0	\$0	\$0	\$0	\$0	\$0	\$282,296	2594	2
Catholic Charities of Jackson Lenawee and Hillsdale	\$9,920	\$8,114	\$1,806	\$7,763	\$7,763	\$5,807	\$5,807	\$0	\$0	\$0	\$0	\$0	\$0	\$0	\$0	\$0	\$0	\$23,490	291	15
McCullough Vargas & Associates Inc.	\$160,928	\$124,770	\$27,776	\$74,834	\$70,153	\$13,554	\$13,141	\$0	\$1,680	\$6,702	\$4,681	\$413	\$0	\$0	\$0	\$0	\$0	\$249,315	1681	203
Victory Clinic	\$2,799	\$2,289	\$510	\$9,096	\$9,096	\$466	\$466	\$0	\$0	\$0	\$0	\$0	\$0	\$0	\$0	\$0	\$0	\$12,361	96	8
Key Development Center - Brighton	\$91,679	\$74,966	\$16,693	\$39,332	\$39,332	\$7,438	\$7,438	\$0	\$0	\$0	\$0	\$0	\$0	\$0	\$0	\$0	\$0	\$138,449	1435	159
Livingston County Catholic Charities	\$98,633	\$80,674	\$17,959	\$28,859	\$28,859	\$4,346	\$4,346	\$0	\$0	\$0	\$0	\$0	\$0	\$0	\$0	\$0	\$0	\$131,839	1229	98
Ypsilanti Medical and Drug Rehabilitation Clinic	\$13,862	\$11,337	\$2,525	\$33,132	\$33,132	\$2,450	\$2,450	\$0	\$0	\$0	\$0	\$0	\$0	\$0	\$0	\$0	\$0	\$49,444	1518	78
UMATS University of Michigan Addiction Treatment S	\$0	\$0	\$0	\$618	\$618	\$0	\$0	\$0	\$0	\$0	\$0	\$0	\$0	\$0	\$0	\$0	\$0	\$618	9	0
Ultimate Solutions	\$6,730	\$5,505	\$1,225	\$19,740	\$19,740	\$4,560	\$4,560	\$0	\$0	\$0	\$0	\$0	\$0	\$0	\$0	\$0	\$0	\$31,030	901	33
Trinity Health St. Joseph Mercy Behavioral Services -	\$0	\$0	\$0	\$1,740	\$1,740	\$300	\$300	\$0	\$0	\$0	\$0	\$0	\$0	\$0	\$0	\$0	\$0	\$2,040	58	0
Premier Services of Michigan LLC- Warren	\$0	\$0	\$0	\$1,950	\$1,950	\$0	\$0	\$0	\$0	\$0	\$0	\$0	\$0	\$0	\$0	\$0	\$0	\$1,950	65	0
Premier Services of Michigan LLC- Dearborn Heights	\$2,946	\$2,414	\$532	\$6,210	\$6,210	\$1,170	\$1,170	\$0	\$0	\$0	\$0	\$0	\$0	\$0	\$0	\$0	\$0	\$10,326	614	28
OP Totals	\$466,960	\$370,145	\$104,145	\$315,420	\$315,420	\$74,607	\$74,607	\$542	\$2,725	\$11,462	\$19,189	\$413	\$0	\$0	\$0	\$0	\$0	\$995,564	14529	1033
Case Management																				
Dawn Inc - Spera	\$11,035	\$9,026	\$2,009	\$0	\$0	\$0	\$0	\$0	\$0	\$0	\$0	\$0	\$0	\$0	\$0	\$0	\$0	\$11,035	115	24
Home of New Vision	\$98,739	\$78,366	\$17,445	\$0	\$0	\$0	\$0	\$0	\$526	\$2,403	\$0	\$0	\$0	\$0	\$0	\$0	\$0	\$98,739	327	305
Catholic Charities of Jackson Lenawee and Hillsdale	\$25,329	\$20,717	\$4,612	\$0	\$0	\$0	\$0	\$0	\$0	\$0	\$0	\$0	\$0	\$0	\$0	\$0	\$0	\$25,329	308	109
McCullough Vargas & Associates Inc.	\$23,801	\$14,798	\$3,294	\$0	\$0	\$0	\$0	\$0	\$1,028	\$4,681	\$0	\$0	\$0	\$0	\$0	\$0	\$0	\$23,801	225	38
Key Development Center - Brighton	\$24,684	\$20,190	\$4,494	\$0	\$0	\$0	\$0	\$0	\$0	\$0	\$0	\$0	\$0	\$0	\$0	\$0	\$0	\$24,684	264	4
Livingston County Catholic Charities	\$1,122	\$918	\$204	\$0	\$0	\$0	\$0	\$0	\$0	\$0	\$0	\$0	\$0	\$0	\$0	\$0	\$0	\$1,122	12	52
Case Management Totals	\$144,014	\$104,014	\$32,060	\$0	\$0	\$0	\$0	\$1,553	\$7,084	\$0	\$0	\$0	\$0	\$0	\$0	\$0	\$0	\$184,711	1251	532
Early Intervention																				
Home of New Vision	\$40,155	\$32,108	\$7,085	\$23,946	\$22,386	\$10,608	\$10,596	\$119	\$194	\$768	\$1,560	\$52	\$0	\$0	\$0	\$0	\$0	\$74,828	947	0
Catholic Charities of Jackson Lenawee and Hillsdale	\$5,738	\$4,693	\$1,045	\$3,148	\$3,148	\$1,063	\$1,063	\$0	\$0	\$0	\$0	\$0	\$0	\$0	\$0	\$0	\$0	\$8,948	964	0
McCullough Vargas & Associates Inc.	\$2,559	\$2051.14	\$456.62	\$2,714	\$2,435	\$144	\$144	\$0	\$9	\$42	\$279	\$0	\$0	\$0	\$0	\$0	\$0	\$5,418	520	0
HIV/AIDS Resource Center ROSC Prevention Grant	\$7,133	\$5,835	\$1,299	\$0	\$0	\$0	\$0	\$0	\$0	\$0	\$0	\$0	\$0	\$0	\$0	\$0	\$0	\$7,133	0	0
HIV/AIDS Resource Center CD	\$78,342	\$64,077	\$14,255	\$0	\$0	\$0	\$0	\$0	\$0	\$0	\$0	\$0	\$0	\$0	\$0	\$0	\$0	\$78,342	0	0
Early Intervention Totals	\$108,764	\$84,150	\$24,150	\$27,968	\$27,968	\$11,763	\$11,763	\$119	\$204	\$810	\$1,839	\$52	\$0	\$0	\$0	\$0	\$0	\$175,670	2431	0

Service Category / Provider	Community Grant	Block Grant Federal Port	General Fund	Medicaid	Medicaid (does not include WSS)	Adult Benefit Waiver- Gross Federal & State From CA/PIHP(s)	ABW Gross- Federal & State- From CA's PIHP(s) - DOES NOT INCLUDE WSS	MIChild (Federal Share Only)	General Fund Women Specialty Services (WSS)	Block Grant Women Specialty Services (WSS)	Medicaid Women Specialty Services (WSS)	ABW Women Specialty Services (WSS)	State Disability Assistance	Fees	Local	Federal	Other	Total Revenues/ Expenditures	Units of Service	Admissions
Recovery Support Totals																				
Dawn Inc - Spera	\$20,937	\$15,552	\$3,462	\$4,471	\$4,471	\$2,778	\$2,778	\$0	\$346	\$1,577	\$0	\$0	\$0	\$0	\$0	\$0	\$0	\$28,186	605	0
Home of New Vision	\$13,015	\$10,572	\$2,354	\$5,934	\$5,382	\$1,748	\$1,748	\$0	\$14	\$75	\$552	\$0	\$0	\$0	\$0	\$0	\$0	\$20,697	448	0
Catholic Charities of Jackson Lenawee and Hillsdale	\$12,356	\$10,106	\$2,250	\$6,099	\$6,099	\$3,851	\$3,851	\$0	\$0	\$0	\$0	\$0	\$0	\$0	\$0	\$0	\$0	\$22,307	410	0
McCullough Vargas & Associates Inc.	\$314	\$257	\$57	\$94	\$94	\$0	\$0	\$0	\$0	\$0	\$0	\$0	\$0	\$0	\$0	\$0	\$0	\$409	6	0
Key Development Center - Brighton	\$93,094	\$76,143	\$16,951	\$37,562	\$37,562	\$5,303	\$5,303	\$0	\$0	\$0	\$0	\$0	\$0	\$0	\$0	\$0	\$0	\$135,958	923	0
Livingston County Catholic Charities	\$125,063	\$102,292	\$22,772	\$22,580	\$22,580	\$12,911	\$12,911	\$0	\$0	\$0	\$0	\$0	\$0	\$0	\$0	\$0	\$0	\$160,555	1244	0
Recovery Support Totals		\$214,922	\$47,845		\$76,188		\$26,592	\$0	\$360	\$1,653	\$552	\$0	\$0	\$0	\$0	\$0	\$0	\$368,111	3636	0
Methadone																				
Victory Clinic	\$2,895	\$2,368	\$527	\$9,912	\$9,912	\$385	\$385	\$0	\$0	\$0	\$0	\$0	\$0	\$0	\$0	\$0	\$0	\$12,192	48	0
Ypsilanti Medical and Drug Rehabilitation Clinic	\$22,033	\$18,021	\$4,012	\$39,534	\$39,534	\$1,716	\$1,716	\$0	\$0	\$0	\$0	\$0	\$0	\$0	\$0	\$0	\$0	\$63,382	15357	0
Ultimate Solutions	\$7,782	\$6,365	\$1,417	\$24,133	\$24,133	\$4,702	\$4,702	\$0	\$0	\$0	\$0	\$0	\$0	\$0	\$0	\$0	\$0	\$36,817	8470	0
Premier Services of Michigan LLC- Warren	\$0	\$0	\$0	\$1,248	\$1,248	\$0	\$0	\$0	\$0	\$0	\$0	\$0	\$0	\$0	\$0	\$0	\$0	\$1,248	335	0
Premier Services of Michigan LLC- Dearborn Heights	\$4,440	\$3,631	\$808	\$8,419	\$8,419	\$1,262	\$1,262	\$0	\$0	\$0	\$0	\$0	\$0	\$0	\$0	\$0	\$0	\$14,121	3306	0
Methadone Totals	\$37,149	\$30,385	\$6,764	\$82,345	\$82,345	\$8,066	\$8,066	\$0	\$0	\$0	\$0	\$0	\$0	\$0	\$0	\$0	\$0	\$127,560	27516	0
Detox																				
Dawn Inc - Spera	\$255,591	\$209,053	\$46,538	\$82,915	\$82,915	\$63,503	\$63,503	\$0	\$0	\$0	\$0	\$0	\$0	\$0	\$0	\$0	\$0	\$402,010	1877	0
Dawn Inc - Stoney Creek	\$641	\$524	\$117	\$0	\$0	\$0	\$0	\$0	\$0	\$0	\$0	\$0	\$0	\$0	\$0	\$0	\$0	\$641	3	0
Home of New Vision	\$37,490	\$30,664	\$6,826	\$9,128	\$9,128	\$5,216	\$5,216	\$0	\$0	\$0	\$0	\$0	\$0	\$0	\$0	\$0	\$0	\$51,834	70	0
Sacred Heart Rehab Center - Memphis	\$19,993	\$16,352	\$3,640	\$13,166	\$13,166	\$525	\$525	\$0	\$0	\$0	\$0	\$0	\$0	\$0	\$0	\$0	\$0	\$33,684	170	0
Salvation Army Harbor Light - Monroe	\$4,604	\$3,766	\$838	\$5,798	\$5,798	\$853	\$853	\$0	\$0	\$0	\$0	\$0	\$0	\$0	\$0	\$0	\$0	\$11,255	41	0
Hegira Programs, Inc. Oakdale	\$13,819	\$11,303	\$2,516	\$4,782	\$4,782	\$220	\$220	\$0	\$0	\$0	\$0	\$0	\$0	\$0	\$0	\$0	\$0	\$18,822	96	0
Detox Totals	\$332,138	\$271,662	\$60,476	\$115,790	\$115,790	\$70,317	\$70,317	\$0	\$0	\$0	\$0	\$0	\$0	\$0	\$0	\$0	\$0	\$518,245	2257	0
Residential																				
Dawn Inc - Spera	\$37,015	\$30,140	\$8,710	\$12,113	\$12,113	\$11,089	\$11,089	\$0	\$25	\$140	\$0	\$0	\$0	\$0	\$0	\$0	\$0	\$60,216	352	15
Dawn Inc - Miller	\$512	\$419	\$83	\$171	\$171	\$0	\$0	\$0	\$0	\$0	\$0	\$0	\$0	\$0	\$0	\$0	\$0	\$682	4	0
Dawn Inc - Stoney Creek	\$81,401	\$66,579	\$14,822	\$10,116	\$10,116	\$23,077	\$23,077	\$0	\$0	\$0	\$0	\$0	\$0	\$0	\$0	\$0	\$0	\$114,594	725	1
Home of New Vision	\$108,636	\$88,603	\$19,885	\$31,200	\$29,100	\$30,000	\$29,403	\$0	\$348	\$0	\$2,100	\$598	\$0	\$0	\$0	\$0	\$0	\$169,836	81	0
McCullough Vargas & Associates	\$19,853	\$15,365	\$3,420	\$11,097	\$10,361	\$5,579	\$5,579	\$0	\$163	\$905	\$736	\$0	\$0	\$0	\$0	\$0	\$0	\$36,529	33	9
Salvation Army Harbor Light - Monroe	\$2,496	\$2,041	\$454	\$12,671	\$12,671	\$1,152	\$1,152	\$0	\$0	\$0	\$0	\$0	\$0	\$0	\$0	\$0	\$0	\$16,318	6	0
Dawn Inc.	\$14,923	\$12,206	\$2,717	\$0	\$0	\$0	\$0	\$0	\$0	\$0	\$0	\$0	\$45,549	\$0	\$0	\$0	\$0	\$60,472	63	10
Hegira Programs, Inc. Oakdale	\$8,400	\$6,870	\$1,529	\$6,378	\$6,378	\$159	\$159	\$0	\$0	\$0	\$0	\$0	\$0	\$0	\$0	\$0	\$0	\$14,938	93	0
Sacred Heart Clearview Rehab Center- Clearview	\$3,105	\$2,540	\$565	\$17,323	\$4,362	\$0	\$0	\$0	\$0	\$0	\$12,961	\$0	\$4,143	\$0	\$0	\$0	\$0	\$24,571	167	0
Sacred Heart Clearview Rehab Center- Memphis	\$46,642	\$38,149	\$8,483	\$16,112	\$13,616	\$4,740	\$4,740	\$0	\$0	\$0	\$2,496	\$0	\$405	\$0	\$0	\$0	\$0	\$87,898	465	0
Holy Cross Youth & Family DBA Kairos Healthcare	\$1,812	\$0	\$1,812	\$0	\$0	\$0	\$0	\$5,888	\$0	\$0	\$0	\$0	\$0	\$0	\$0	\$0	\$0	\$7,700	28	0
Holy Cross Youth & Family DBA Kairos Healthcare	\$2,757	\$2,259	\$498	\$14,491	\$14,491	\$0	\$0	\$0	\$0	\$0	\$0	\$0	\$945	\$0	\$0	\$0	\$0	\$18,194	65	1
Hegira Programs, Inc. Oakdale	\$0	\$0	\$0	\$560	\$560	\$0	\$0	\$0	\$0	\$0	\$0	\$0	\$108	\$0	\$0	\$0	\$0	\$668	4	0
Residential Totals	\$327,551	\$265,171	\$60,799	\$132,231	\$113,938	\$75,796	\$75,199	\$5,888	\$536	\$1,045	\$18,292	\$598	\$51,150	\$0	\$0	\$0	\$0	\$592,617	2086	36
Prevention																				
Livingston County Catholic Charities	\$185,000	\$185,000	\$0	\$0	\$0	\$0	\$0	\$0	\$0	\$0	\$0	\$0	\$0	\$0	\$221,686	0	\$0	\$406,686	6777	
Karen Bergbower & Associates	\$61,500	\$61,500	\$0	\$0	\$0	\$0	\$0	\$0	\$0	\$0	\$0	\$0	\$0	\$0	\$3,500	0	\$0	\$65,000	931	
Community Action Network	\$117,800	\$117,800	\$0	\$0	\$0	\$0	\$0	\$0	\$0	\$0	\$0	\$0	\$0	\$0	\$37,262	0	\$0	\$155,062	332	
Community Action Network Fees	\$0	\$0	\$0	\$0	\$0	\$0	\$0	\$0	\$0	\$0	\$0	\$0	\$0	\$420	\$0	0	\$0	\$420	0	
Catholic Social Services Washtenaw County	\$27,358	\$27,358	\$0	\$0	\$0	\$0	\$0	\$0	\$0	\$0	\$0	\$0	\$0	\$0	\$48,636	0	\$0	\$75,994	416	
The Corner Health Center, Inc	\$112,381	\$112,381	\$0	\$0	\$0	\$0	\$0	\$0	\$0	\$0	\$0	\$0	\$0	\$0	\$188,701	0	\$0	\$301,082	5078	
Prevention Totals	\$504,039	\$504,039	\$0	\$0	\$0	\$0	\$0	\$0	\$0	\$0	\$0	\$0	\$0	\$420	\$488,784	\$0	\$0	\$1,004,243		

Service Category / Provider	Community Grant	Block Grant Federal Port	General Fund	Medicaid	Medicaid (does not include wss)	Adult Benefit Waiver- Gross Federal & State From CA/PIHP(s)	ABW Gross- Federal & State- From CA's PIHP(s) - DOES NOT INCLUDE WSS	MIChild (Federal Share Only)	General Fund Women Specialty Services (WSS)	Block Grant Women Specialty Services (WSS)	Medicaid Women Specialty Services (WSS)	ABW Women Specialty Services (WSS)	State Disability Assistance	Fees	Local	Federal	Other	Total Revenues/ Expenditures	Units of Service	Admissions
Other Services																		\$0	0	0
HIV/AIDS Resource Center ROSC Prevention Grant	\$0	\$0	\$0	\$0	\$0	\$0	\$0	\$0	\$0	\$0	\$0	\$0	\$0	\$0	\$18,343	\$0	\$0	\$18,343	0	0
Home of New Vision Engagement Center	\$0	\$0	\$0	\$0	\$0	\$0	\$0	\$0	\$0	\$0	\$0	\$0	\$0	\$0	\$384,042	\$0	\$0	\$384,042	0	0
Home of New Vision Case Management Peer Support	\$0	\$0	\$0	\$0	\$0	\$0	\$0	\$0	\$0	\$0	\$0	\$0	\$0	\$0	\$315,605	\$0	\$0	\$315,605	0	0
Washtenaw Alano Club	\$0	\$0	\$0	\$0	\$0	\$0	\$0	\$0	\$0	\$0	\$0	\$0	\$0	\$0	\$1,000	\$0	\$0	\$1,000	0	0
HRO Maintenance	\$0	\$0	\$0	\$0	\$0	\$0	\$0	\$0	\$0	\$0	\$0	\$0	\$0	\$0	\$2,673	\$0	\$0	\$2,673	0	0
Dawn Farms ROSC RX	\$0	\$0	\$0	\$0	\$0	\$0	\$0	\$0	\$0	\$0	\$0	\$0	\$0	\$0	\$1,317	\$0	\$0	\$1,317	0	0
Local Expense MRS	\$0	\$0	\$0	\$0	\$0	\$0	\$0	\$0	\$0	\$0	\$0	\$0	\$0	\$0	\$6,437	\$0	\$0	\$6,437	0	0
Livingston County Comm Mental Health - Case Manag	\$0	\$0	\$0	\$0	\$0	\$0	\$0	\$0	\$0	\$0	\$0	\$0	\$0	\$0	\$40,000	\$0	\$0	\$40,000	0	0
Livingston County Trial Court	\$0	\$0	\$0	\$0	\$0	\$0	\$0	\$0	\$0	\$0	\$0	\$0	\$0	\$0	\$40,000	\$0	\$0	\$40,000	0	0
Lenawee County Courthouse	\$0	\$0	\$0	\$0	\$0	\$0	\$0	\$0	\$0	\$0	\$0	\$0	\$0	\$0	\$50,000	\$0	\$0	\$50,000	0	0
Washtenaw County Contract for Services	\$0	\$0	\$0	\$0	\$0	\$0	\$0	\$0	\$0	\$0	\$0	\$0	\$0	\$0	\$503,512	\$0	\$0	\$503,512	0	0
Recovery Coach Training CCAR	\$0	\$0	\$0	\$0	\$0	\$0	\$0	\$0	\$0	\$0	\$0	\$0	\$0	\$0	\$10,779	\$0	\$0	\$10,779	0	0
SBIRT GRANT	\$366,516	\$366,516	\$0	\$0	\$0	\$0	\$0	\$0	\$0	\$0	\$0	\$0	\$0	\$0	\$0	\$0	\$0	\$366,516	0	0
Home of New Vision Womens Specialist	\$50,000	\$0	\$0	\$0	\$0	\$0	\$0	\$0	\$9,000	\$41,000	\$0	\$0	\$0	\$0	\$0	\$0	\$0	\$50,000	0	0
Home of New Vision Womens Specialty	\$44,044	\$0	\$0	\$0	\$0	\$0	\$0	\$0	\$7,528	\$36,116	\$0	\$0	\$0	\$0	\$0	\$0	\$0	\$44,044	0	0
Lenawee County Mental Health Authority ROSC	\$9,193	\$0	\$0	\$0	\$0	\$0	\$0	\$0	\$1,655	\$7,538	\$0	\$0	\$0	\$0	\$0	\$0	\$0	\$9,193	0	0
Covered ABW with PA2	\$0	\$0	\$0	\$0	\$0	(\$65,884)	(\$65,884)	\$0	\$0	\$0	\$0	\$0	\$0	\$0	\$65,884	\$0	\$0	(\$0)	0	0
Other Services Totals	\$469,753	\$366,516	\$0	\$0	\$0	(\$65,884)	(\$65,884)	\$0	\$18,583	\$84,654	\$0	\$0	\$0	\$0	\$1,439,594	\$0	\$0	\$1,843,463	0	0
Grand Totals	\$2,158,455	\$2,788,522	\$406,917	\$728,405	\$1,127,396	\$103,668	\$215,033	\$6,650	\$24,150	\$107,577	\$42,167	\$1,062	\$51,150	\$420	\$1,946,872	\$0	\$0	\$6,718,916	54290	1,601

Notes:

Fees are collected at the Provider level and not reported to the CA. The fees reflected were collected by Prevention Provider. The total of my Ledger is \$6,718,917.

AMS Section only includes the cost of sub contracted Admin costs.

IOP Section includes the direct services cost of code H0001. The total of both tie to Access Management System on RER.

HIV/AIDS resource received \$78,342 for Communicable Disease Services is reported in Early Intervention.

Michigan Department of Community Health, Behavioral Health and Developmental Disabilities Administration
Report to the Legislature for Fiscal Year 2013
Western Upper Peninsula Substance Abuse Services Coordinating

Service Category / Provider	Community Grant	Block Grant	General Fund	Medicaid	Medicaid (does not include WSS)	Adult Benefit Waiver- Gross Federal & State	ABW Gross Federal & State	MIChild (Federal Share Only)	General Fund Women Specialty Services	Block Grant Women Specialty Services	Medicaid Women Specialty Services (WSS)	ABW Women Specialty Services (WSS)	State Disability Assistance	Fees	Local	Federal	Other	Total Revenues/ Expenditures	Admissions
General Administration																			N/A
CA Admin	\$194,341	\$157,863	\$36,478	\$0	\$0	\$0	\$0	\$0	\$0	\$0	\$0	\$0	\$0	\$35,483	\$857	\$5,733	\$55,204	\$291,618	
CA Admin - Prevention	\$40,728	\$40,728	\$0	\$0	\$0	\$0	\$0	\$0	\$0	\$0	\$0	\$0	\$0	\$0	\$0	\$0	\$0	\$40,728	
CA Admin - PFS II	\$20,272	\$20,272	\$0	\$0	\$0	\$0	\$0	\$0	\$0	\$0	\$0	\$0	\$0	\$0	\$0	\$0	\$0	\$20,272	
Access Management System	\$255,341	\$218,863	\$36,478	\$0	\$0	\$0	\$0	\$0	\$0	\$0	\$0	\$0	\$0	\$35,483	\$857	\$5,733	\$55,204	\$352,618	
AMS																			N/A
Access Management Service (Houghton)	\$146,118	\$115,022	\$26,578	\$0	\$0	\$0	\$0	\$0	\$848	\$3,670	\$0	\$0	\$0	\$26,524	\$3,102	\$150	\$6,620	\$182,514	
Intensive Outpatient Treatment	\$54,619	\$44,367	\$10,252	\$0	\$0	\$0	\$0	\$0	\$0	\$0	\$0	\$0	\$0	\$4,799	\$0	\$0	\$0	\$59,418	
AMS Totals	\$200,737	\$159,389	\$36,830	\$0	\$0	\$0	\$0	\$0	\$848	\$3,670	\$0	\$0	\$0	\$31,323	\$3,102	\$150	\$6,620	\$241,932	
IOP																			
Outpatient	\$1,640	\$1,332	\$308	\$0	\$0	\$0	\$0	\$0	\$0	\$0	\$0	\$0	\$0	\$60	\$0	\$0	\$0	\$1,700	1
IOP Totals	\$1,640	\$1,332	\$308	\$0	\$0	\$0	\$0	\$0	\$0	\$0	\$0	\$0	\$0	\$60	\$0	\$0	\$0	\$1,700	1
OP																			
Community Substance Abuse Services - Kingsford	\$630	\$512	\$118	\$0	\$0	\$0	\$0	\$0	\$0	\$0	\$0	\$0	\$0	\$0	\$0	\$64	\$0	\$694	1
Community Substance Abuse Services -Iron River	\$42,835	\$17,007	\$3,930	\$0	\$0	\$0	\$0	\$0	\$4,110	\$17,788	\$0	\$0	\$0	\$616	\$1,946	\$0	\$63	\$45,460	31
Catholic Social Services - Iron Mountain	\$3,795	\$3,083	\$712	\$0	\$0	\$0	\$0	\$0	\$0	\$0	\$0	\$0	\$0	\$217	\$90	\$0	\$0	\$4,102	10
Great Lakes Recovery Center - Iron Mountain	\$46,261	\$37,578	\$8,683	\$0	\$0	\$0	\$0	\$0	\$0	\$0	\$0	\$0	\$0	\$1,326	\$0	\$730	\$0	\$48,317	82
Great lakes Recovery Center - Ironwood	\$10,856	\$8,818	\$2,038	\$0	\$0	\$0	\$0	\$0	\$0	\$0	\$0	\$0	\$0	\$484	\$0	\$0	\$0	\$11,340	23
Keweenaw Bay Indian Community Sub. Ab. Prog.	\$32,661	\$11,219	\$2,592	\$0	\$0	\$0	\$0	\$0	\$3,538	\$15,312	\$0	\$0	\$0	\$49	\$0	\$1,154	\$0	\$33,864	25
Phoenix House - Calumet	\$15,323	\$12,447	\$2,876	\$0	\$0	\$0	\$0	\$0	\$0	\$0	\$0	\$0	\$0	\$287	\$0	\$1,651	\$0	\$17,261	12
Phoenix House - Hancock	\$9,415	\$7,648	\$1,767	\$0	\$0	\$0	\$0	\$0	\$0	\$0	\$0	\$0	\$0	\$245	\$0	\$300	\$0	\$9,960	26
North Country Counseling	\$0	\$0	\$0	\$0	\$0	\$0	\$0	\$0	\$0	\$0	\$0	\$0	\$0	\$97	\$8,808	\$0	\$0	\$8,905	N/A
Dial Help	\$0	\$0	\$0	\$0	\$0	\$0	\$0	\$0	\$0	\$0	\$0	\$0	\$0	\$700	\$10,395	\$0	\$0	\$11,095	N/A
Great Lakes Recovery Center - Marq. Outpatient	\$0	\$0	\$0	\$0	\$0	\$0	\$0	\$0	\$0	\$0	\$0	\$0	\$0	\$0	\$314	\$0	\$0	\$314	N/A
Lac Vieux Desert	\$0	\$0	\$0	\$0	\$0	\$0	\$0	\$0	\$0	\$0	\$0	\$0	\$0	\$0	\$263	\$4,478	\$0	\$4,741	N/A
Superior Psychological Services-Ir. River	\$0	\$0	\$0	\$0	\$0	\$0	\$0	\$0	\$0	\$0	\$0	\$0	\$0	\$0	\$0	\$168	\$0	\$168	N/A
Superior Psychological Services-Ir. Mountain	\$0	\$0	\$0	\$0	\$0	\$0	\$0	\$0	\$0	\$0	\$0	\$0	\$0	\$0	\$380	\$6,080	\$0	\$6,460	N/A
Psychology Associates Co-Occuring Disorders Integrated Trmt	\$0	\$0	\$0	\$0	\$0	\$0	\$0	\$0	\$0	\$0	\$0	\$0	\$0	\$0	\$18,720	\$0	\$0	\$18,720	71.00
Samaritan Counseling Services	\$0	\$0	\$0	\$0	\$0	\$0	\$0	\$0	\$0	\$0	\$0	\$0	\$0	\$0	\$40	\$640	\$0	\$680	N/A
Great Lakes Recovery Center - SSM	\$0	\$0	\$0	\$0	\$0	\$0	\$0	\$0	\$0	\$0	\$0	\$0	\$0	\$0	\$0	\$10,775	\$0	\$10,775	N/A
Great lakes Recovery Center - Newberry	\$0	\$0	\$0	\$0	\$0	\$0	\$0	\$0	\$0	\$0	\$0	\$0	\$0	\$0	\$0	\$574	\$0	\$574	N/A
Samaritan Counseling Services-Integrated Trmt	\$0	\$0	\$0	\$0	\$0	\$0	\$0	\$0	\$0	\$0	\$0	\$0	\$0	\$0	\$728	\$0	\$0	\$728	N/A
OP Totals	\$161,776	\$98,312	\$22,716	\$0	\$0	\$0	\$0	\$0	\$7,648	\$33,100	\$0	\$0	\$0	\$4,021	\$41,684	\$26,614	\$63	\$234,158	281
Case Management																			
N/A	\$0	\$0	\$0	\$0	\$0	\$0	\$0	\$0	\$0	\$0	\$0	\$0	\$0	\$0	\$0	\$0	\$0	\$0	0
Case Management Totals	\$0	\$0	\$0	\$0	\$0	\$0	\$0	\$0	\$0	\$0	\$0	\$0	\$0	\$0	\$0	\$0	\$0	\$0	0
Early Intervention																			
N/A	\$0	\$0	\$0	\$0	\$0	\$0	\$0	\$0	\$0	\$0	\$0	\$0	\$0	\$0	\$0	\$0	\$0	\$0	0
Early Intervention Totals	\$0	\$0	\$0	\$0	\$0	\$0	\$0	\$0	\$0	\$0	\$0	\$0	\$0	\$0	\$0	\$0	\$0	\$0	0
Recovery Support																			
Community Substance Abuse Services	\$0	\$0	\$0	\$0	\$0	\$0	\$0	\$0	\$0	\$0	\$0	\$0	\$0	\$0	\$1,717	\$0	\$1,718	\$3,435	N/A
Prisoner ReEntry - Housing	\$0	\$0	\$0	\$0	\$0	\$0	\$0	\$0	\$0	\$0	\$0	\$0	\$0	\$0	\$0	\$0	\$41,858	\$41,858	N/A
Prisoner ReEntry - Social Support	\$0	\$0	\$0	\$0	\$0	\$0	\$0	\$0	\$0	\$0	\$0	\$0	\$0	\$0	\$0	\$0	\$3,991	\$3,991	N/A
Recovery Support Totals	\$0	\$0	\$0	\$0	\$0	\$0	\$0	\$0	\$0	\$0	\$0	\$0	\$0	\$0	\$1,717	\$0	\$47,567	\$49,284	0

Service Category / Provider	Community Grant	Block Grant	General Fund	Medicaid	Medicaid (does not include WSS)	Adult Benefit Waiver- Gross Federal &	ABW Gross - Federal &	MI Child (Federal Share Only)	General Fund Women Specialty Services	Block Grant Women Specialty Services	Medicaid Women Specialty Services (WSS)	ABW Women Specialty Services (WSS)	State Disability Assistance	Fees	Local	Federal	Other	Total Revenues/ Expenditures	Admissions	
Methadone																				
Lake Superior Treatment Center-Minnesota	\$0			\$0	\$0	\$0		\$0						\$0	\$0	\$10,135	\$0	\$0	\$10,135	N/A
Methadone Totals	\$0	\$0	\$0	\$0	\$0	\$0	\$0	\$0	\$0	\$0	\$0	\$0	\$0	\$0	\$0	\$10,135	\$0	\$0	\$10,135	\$0
Detox																				
Phoenix House - Calumet	\$2,200	\$1,787	\$413	\$0	\$0	\$0	\$0	\$0	\$0	\$0	\$0	\$0	\$0	\$0	\$0	\$30,000	\$0	\$30,000	\$62,200	4
Northstar Health System	\$0	\$0	\$0	\$0	\$0	\$0	\$0	\$0	\$0	\$0	\$0	\$0	\$0	\$0	\$0	\$4,225	\$0	\$0	\$4,225	N/A
Baraga County Memorial Hospital	\$0	\$0	\$0	\$0	\$0	\$0	\$0	\$0	\$0	\$0	\$0	\$0	\$0	\$0	\$0	\$650	\$0	\$0	\$650	N/A
Aspirus Grand View Hospital	\$0	\$0	\$0	\$0	\$0	\$0	\$0	\$0	\$0	\$0	\$0	\$0	\$0	\$0	\$0	\$2,600	\$0	\$0	\$2,600	N/A
Dickinson County Healthcare	\$0	\$0	\$0	\$0	\$0	\$0	\$0	\$0	\$0	\$0	\$0	\$0	\$0	\$0	\$0	\$2,275	\$0	\$0	\$2,275	N/A
Aspirus Keweenaw Hospital	\$0	\$0	\$0	\$0	\$0	\$0	\$0	\$0	\$0	\$0	\$0	\$0	\$0	\$0	\$0	\$4,875	\$0	\$0	\$4,875	N/A
Detox Totals	\$2,200	\$1,787	\$413	\$0	\$0	\$0	\$0	\$0	\$0	\$0	\$0	\$0	\$0	\$0	\$0	\$44,625	\$0	\$30,000	\$76,825	4
Residential																				
Great Lakes Recovery Center - Marquette	\$64,610	\$32,468	\$7,441	\$0	\$0	\$0	\$0	\$2,229	\$4,637	\$20,064	\$0	\$0	\$14,178	\$6,713	\$0	\$0	\$0	\$87,730	38	
Great Lakes Recovery Center - Women' New Hope	\$16,197	\$0	\$0	\$0	\$0	\$0	\$0	\$0	\$3,040	\$13,157	\$0	\$0	\$2,376	\$0	\$0	\$2,210	\$0	\$20,783	1	
Great Lakes Recovery Center - Men's New Hope	\$0	\$0	\$0	\$0	\$0	\$0	\$0	\$0	\$0	\$0	\$0	\$0	\$3,250	\$0	\$0	\$0	\$0	\$3,250	2	
Keweenaw Bay Indian Community Sub. Abuse Prog	\$82,237	\$66,801	\$15,436	\$0	\$0	\$0	\$0	\$0	\$0	\$0	\$0	\$0	\$3,456	\$200	\$0	\$0	\$0	\$85,893	47	
Phoenix House - Calumet	\$70,726	\$57,451	\$13,275	\$0	\$0	\$0	\$0	\$0	\$0	\$0	\$0	\$0	\$64,449	\$4,439	\$0	\$12,000	\$0	\$151,614	73	
Residential Totals	\$233,770	\$156,720	\$36,152	\$0	\$0	\$0	\$0	\$2,229	\$7,677	\$33,221	\$0	\$0	\$87,709	\$11,352	\$0	\$14,210	\$0	\$349,270	161	
Prevention																				
Community Substance Abuse Services -																				
Kingsford	\$4,200	\$4,200	\$0	\$0	\$0	\$0	\$0	\$0	\$0	\$0	\$0	\$0	\$0	\$0	\$0	\$0	\$0	\$4,200		
Copper Country Mental Health - Institute	\$5,160	\$5,160	\$0	\$0	\$0	\$0	\$0	\$0	\$0	\$0	\$0	\$0	\$0	\$0	\$0	\$0	\$0	\$5,160		
Copper Country Mental Health - Institute - PFS II	\$966	\$966	\$0	\$0	\$0	\$0	\$0	\$0	\$0	\$0	\$0	\$0	\$0	\$0	\$0	\$0	\$0	\$966		
Dial Help	\$52,525	\$52,525	\$0	\$0	\$0	\$0	\$0	\$0	\$0	\$0	\$0	\$0	\$0	\$0	\$55,000	\$0	\$0	\$107,525		
Dial Help - PFS II	\$900	\$900	\$0	\$0	\$0	\$0	\$0	\$0	\$0	\$0	\$0	\$0	\$0	\$0	\$0	\$0	\$0	\$900		
Great Lakes Recovery Center - Iron Mountain	\$20,150	\$20,150	\$0	\$0	\$0	\$0	\$0	\$0	\$0	\$0	\$0	\$0	\$0	\$0	\$0	\$0	\$0	\$20,150		
Keweenaw Bay Indian Community Sub Abuse Prog	\$17,600	\$17,600	\$0	\$0	\$0	\$0	\$0	\$0	\$0	\$0	\$0	\$0	\$0	\$0	\$0	\$0	\$0	\$17,600		
Keweenaw Bay Indian Community Sub Abuse Prog - PFS II	\$1,581	\$1,581	\$0	\$0	\$0	\$0	\$0	\$0	\$0	\$0	\$0	\$0	\$0	\$0	\$0	\$0	\$0	\$1,581		
Lac Vieux Desert	\$33,855	\$33,855	\$0	\$0	\$0	\$0	\$0	\$0	\$0	\$0	\$0	\$0	\$0	\$0	\$4,775	\$9,450	\$0	\$48,080		
Dickinson/Iron District Health Department	\$2,200	\$2,200	\$0	\$0	\$0	\$0	\$0	\$0	\$0	\$0	\$0	\$0	\$0	\$0	\$0	\$0	\$0	\$2,200		
Dickinson/Iron District Health Department - Synar	\$800	\$800	\$0	\$0	\$0	\$0	\$0	\$0	\$0	\$0	\$0	\$0	\$0	\$0	\$0	\$0	\$0	\$800		
Western UP District Health Department	\$38,652	\$38,652	\$0	\$0	\$0	\$0	\$0	\$0	\$0	\$0	\$0	\$0	\$0	\$0	\$21,935	\$0	\$0	\$60,587		
Western UP District Health Department - Synar	\$2,000	\$2,000	\$0	\$0	\$0	\$0	\$0	\$0	\$0	\$0	\$0	\$0	\$0	\$0	\$0	\$0	\$0	\$2,000		
Western UP District Health Department - PFS II	\$1,717	\$1,717	\$0	\$0	\$0	\$0	\$0	\$0	\$0	\$0	\$0	\$0	\$0	\$0	\$0	\$0	\$0	\$1,717		
Second Chance Services	\$7,700	\$7,700	\$0	\$0	\$0	\$0	\$0	\$0	\$0	\$0	\$0	\$0	\$0	\$0	\$4,800	\$0	\$0	\$12,500		
Prevention Totals	\$190,006	\$190,006	\$0	\$0	\$0	\$0	\$0	\$0	\$0	\$0	\$0	\$0	\$0	\$0	\$86,510	\$9,450	\$0	\$285,966		

Service Category / Provider	Community Grant	Block Grant	General Fund	Medicaid	Medicaid (does not include WSS)	Adult Benefit Waiver- Gross Federal &	ABW Gross - Federal &	MICHD (Federal Share Only)	General Fund Women Specialty Services	Block Grant Women Specialty Services	Medicaid Women Specialty Services (WSS)	ABW Women Specialty Services (WSS)	State Disability Assistance	Fees	Local	Federal	Other	Total Revenues/ Expenditures	Admissions
Other Services																			
Aspirus Grand View Hospital-US Dist. Court Drug Test	\$0	\$0	\$0	\$0	\$0	\$0	\$0	\$0	\$0	\$0	\$0	\$0	\$0	\$0	\$20	\$180	\$0	\$200	N/A
Baraga Memorial Hospital-US Dist Court Drug Test	\$0	\$0	\$0	\$0	\$0	\$0	\$0	\$0	\$0	\$0	\$0	\$0	\$0	\$0	\$152	\$1,368	\$0	\$1,520	N/A
Baraga Memorial Hospital-Suboxone Services	\$0	\$0	\$0	\$0	\$0	\$0	\$0	\$0	\$0	\$0	\$0	\$0	\$0	\$0	\$2,000	\$0	\$0	\$2,000	N/A
Ahearn Greene Associates- SFP Tm. - PFS II Employee Assistance Program	\$8,100	\$8,100	\$0	\$0	\$0	\$0	\$0	\$0	\$0	\$0	\$0	\$0	\$0	\$0	\$0	\$0	\$0	\$8,100	N/A
Dan Forrester, Ph.D.- Sex Offender Counseling US Dist Crt	\$0	\$0	\$0	\$0	\$0	\$0	\$0	\$0	\$0	\$0	\$0	\$0	\$0	\$0	\$0	\$0	\$0	\$44,570	N/A
Superior Psychological Services-Ir. Mountain-Sex Off. Coun. US Dist Crt	\$0	\$0	\$0	\$0	\$0	\$0	\$0	\$0	\$0	\$0	\$0	\$0	\$0	\$0	\$0	\$1,170	\$0	\$1,170	N/A
Helen Newberry Joy Hospital-US Dist Crt Drug Test	\$0	\$0	\$0	\$0	\$0	\$0	\$0	\$0	\$0	\$0	\$0	\$0	\$0	\$0	\$0	\$3,435	\$0	\$3,435	N/A
Portage Psychological Services - Sex Off. Coun US Dist Crt	\$0	\$0	\$0	\$0	\$0	\$0	\$0	\$0	\$0	\$0	\$0	\$0	\$0	\$0	\$0	\$196	\$0	\$196	N/A
Copper Island Behavioral Health - Medical Prof. Counseling	\$0	\$0	\$0	\$0	\$0	\$0	\$0	\$0	\$0	\$0	\$0	\$0	\$0	\$0	\$745	\$4,200	\$0	\$4,945	N/A
Keweenaw Bay Ind. Comm. Health Center- Women Health Services	\$0	\$0	\$0	\$0	\$0	\$0	\$0	\$0	\$0	\$0	\$0	\$0	\$0	\$0	\$4,200	\$0	\$0	\$4,200	N/A
MASACA	\$0	\$0	\$0	\$0	\$0	\$0	\$0	\$0	\$0	\$0	\$0	\$0	\$0	\$0	\$6,000	\$0	\$0	\$6,000	N/A
CareNet Data System	\$0	\$0	\$0	\$0	\$0	\$0	\$0	\$0	\$0	\$0	\$0	\$0	\$0	\$0	\$7,000	\$0	\$0	\$7,000	N/A
Carol Fowler, PhD - Mental Health Counseling US Dist Court	\$0	\$0	\$0	\$0	\$0	\$0	\$0	\$0	\$0	\$0	\$0	\$0	\$0	\$0	\$5,363	\$0	\$0	\$5,363	N/A
School Districts - Substance Free Graduation	\$0	\$0	\$0	\$0	\$0	\$0	\$0	\$0	\$0	\$0	\$0	\$0	\$0	\$0	\$240	\$3,840	\$0	\$4,080	N/A
Dollar Bay School - SADD	\$0	\$0	\$0	\$0	\$0	\$0	\$0	\$0	\$0	\$0	\$0	\$0	\$0	\$0	\$3,400	\$0	\$0	\$3,400	N/A
St. Albert the Great - Substance Free Activities	\$0	\$0	\$0	\$0	\$0	\$0	\$0	\$0	\$0	\$0	\$0	\$0	\$0	\$0	\$200	\$0	\$0	\$200	N/A
Rukkila Negro and Associates	\$0	\$0	\$0	\$0	\$0	\$0	\$0	\$0	\$0	\$0	\$0	\$0	\$0	\$0	\$1,000	\$0	\$0	\$1,000	N/A
Client Fee Writes offs	\$0	\$0	\$0	\$0	\$0	\$0	\$0	\$0	\$0	\$0	\$0	\$0	\$0	\$0	\$9,000	\$0	\$0	\$9,000	N/A
Weber and Devers - Sex Off & Mental Health Coun. US Dist Court	\$0	\$0	\$0	\$0	\$0	\$0	\$0	\$0	\$0	\$0	\$0	\$0	\$0	\$0	\$258	\$0	\$0	\$258	N/A
Mackinac Straits Hospital - US Dist Crt Fed Prob Drug Test	\$0	\$0	\$0	\$0	\$0	\$0	\$0	\$0	\$0	\$0	\$0	\$0	\$0	\$0	\$0	\$5,965	\$0	\$5,965	N/A
97th DC Probation Department	\$0	\$0	\$0	\$0	\$0	\$0	\$0	\$0	\$0	\$0	\$0	\$0	\$0	\$0	\$0	\$224	\$0	\$224	N/A
Ewen Medical Clinic - US Dist Crt Fed. Prob. Drug Test	\$0	\$0	\$0	\$0	\$0	\$0	\$0	\$0	\$0	\$0	\$0	\$0	\$0	\$0	\$31,190	\$0	\$0	\$31,190	N/A
Catholic Social Services - Ir. Mtn - Emp. Asst. Services	\$0	\$0	\$0	\$0	\$0	\$0	\$0	\$0	\$0	\$0	\$0	\$0	\$0	\$0	\$0	\$96	\$0	\$96	N/A
Christian Counseling - Emp. Asst. Services	\$0	\$0	\$0	\$0	\$0	\$0	\$0	\$0	\$0	\$0	\$0	\$0	\$0	\$0	\$425	\$0	\$0	\$425	N/A
Portage Psychological Services - Emp. Asst. Services	\$0	\$0	\$0	\$0	\$0	\$0	\$0	\$0	\$0	\$0	\$0	\$0	\$0	\$0	\$450	\$0	\$0	\$450	N/A
Carol Fowler, PhD. - Emp. Asst. Services	\$0	\$0	\$0	\$0	\$0	\$0	\$0	\$0	\$0	\$0	\$0	\$0	\$0	\$0	\$382	\$0	\$0	\$382	N/A
Lawrence Pollack, PhD - Emp. Asst. Services	\$0	\$0	\$0	\$0	\$0	\$0	\$0	\$0	\$0	\$0	\$0	\$0	\$0	\$0	\$673	\$0	\$0	\$673	N/A
Western UP Dist Health Dept - Health Needs Assess	\$0	\$0	\$0	\$0	\$0	\$0	\$0	\$0	\$0	\$0	\$0	\$0	\$0	\$0	\$1,000	\$0	\$0	\$1,000	N/A
Madigan Counseling - Emp. Asst. Services	\$0	\$0	\$0	\$0	\$0	\$0	\$0	\$0	\$0	\$0	\$0	\$0	\$0	\$0	\$1,458	\$0	\$0	\$1,458	N/A
Provider Network Registration Fess Train/conf	\$0	\$0	\$0	\$0	\$0	\$0	\$0	\$0	\$0	\$0	\$0	\$0	\$0	\$0	\$0	\$972	\$0	\$972	N/A
Samaritan Counseling Services - Emp Asst. Services	\$0	\$0	\$0	\$0	\$0	\$0	\$0	\$0	\$0	\$0	\$0	\$0	\$0	\$0	\$1,415	\$0	\$0	\$1,415	N/A
Great Lakes Recovery Center- Prisoner ReEntry	\$0	\$0	\$0	\$0	\$0	\$0	\$0	\$0	\$0	\$0	\$0	\$0	\$0	\$0	\$85	\$0	\$0	\$85	N/A
Catholic Social Services - Ir. Mtn - Mental Health Counseling Prisoner ReEntry	\$0	\$0	\$0	\$0	\$0	\$0	\$0	\$0	\$0	\$0	\$0	\$0	\$0	\$0	\$0	\$0	\$171,328	\$171,328	N/A
Portage Psychological Services-Sex Off & Mental Hlt Coun. Prisoner ReEntry	\$0	\$0	\$0	\$0	\$0	\$0	\$0	\$0	\$0	\$0	\$0	\$0	\$0	\$0	\$0	\$0	\$660	\$660	N/A
Psychology Associates - Sex Off & Mental Hlt Coun Prisoner ReEntry	\$0	\$0	\$0	\$0	\$0	\$0	\$0	\$0	\$0	\$0	\$0	\$0	\$0	\$0	\$0	\$0	\$4,555	\$4,555	N/A
Psychology Associates - Mental Health Coun. US Dist Crt Fed. Prob/Pretial	\$0	\$0	\$0	\$0	\$0	\$0	\$0	\$0	\$0	\$0	\$0	\$0	\$0	\$0	\$0	\$0	\$960	\$960	N/A
Samaritan Counseling Services-Sex Off & Mental Hlt Coun. Prisoner ReEntry	\$0	\$0	\$0	\$0	\$0	\$0	\$0	\$0	\$0	\$0	\$0	\$0	\$0	\$0	\$30	\$240	\$0	\$270	N/A
Superior Psychological Services- Sex Of & Mental Hlt Counseling Prisoner ReEntry	\$0	\$0	\$0	\$0	\$0	\$0	\$0	\$0	\$0	\$0	\$0	\$0	\$0	\$0	\$0	\$0	\$2,955	\$2,955	N/A
	\$0	\$0	\$0	\$0	\$0	\$0	\$0	\$0	\$0	\$0	\$0	\$0	\$0	\$0	\$0	\$0	\$3,960	\$3,960	N/A

Service Category / Provider	Community Grant	Block Grant	General Fund	Medicaid	Medicaid (does not include WSS)	Adult Benefit Waiver- Gross Federal &	ABW Gros s- Feder al &	MIChild (Federal Share Only)	General Fund Women Specialty Services	Block Grant Women Specialty Services	Medicaid Women Specialty Services (WSS)	ABW Women Specialty Services (WSS)	State Disability Assistance	Fees	Local	Federal	Other	Total Revenues/ Expenditures	Admissions
Other Services Totals	\$8,100	\$8,100	\$0	\$0	\$0	\$0	\$0	\$0	\$0	\$0	\$0	\$0	\$0	\$0	\$122,228	\$20,914	\$184,418	\$335,660	0
Grand Totals	\$1,053,570	\$834,509	\$132,897	\$0	\$0	\$0	\$0	\$2,229	\$16,173	\$69,991	\$0	\$0	\$87,709	\$82,239	\$310,858	\$77,071	\$323,872	\$1,937,548	447

Notes:

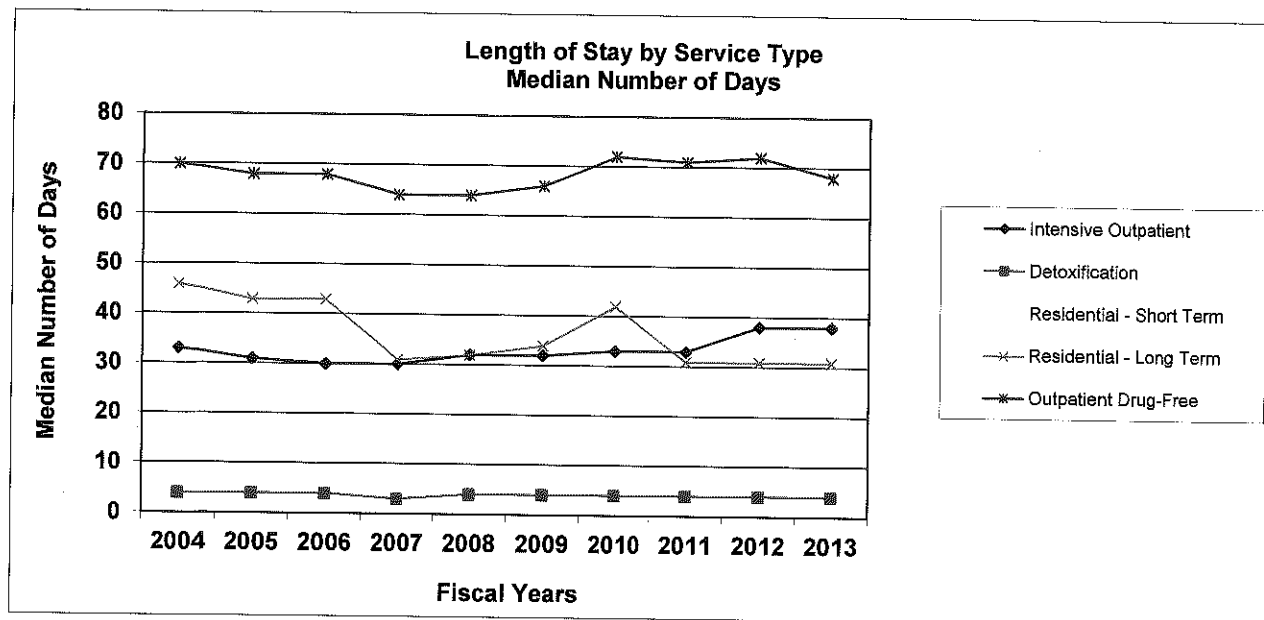
- 1) Under Admin \$29,341.43 of State Funding is to support the cost of the CareNet Treatment Billing System.
- 2) Access Manage Services-Houghton \$4,518 Reported under AMS on Leg. Report but reported under Women Specialty Funding on RER. Reporting WSS specific training and conferences for AMS staff.
- 3) Definition of a Methadone dosing Unit. \$17 per day, cost is inclusive of Daily Methadone Dose, Labs, Urine Test, Counseling. The provider does not separate out costs for Treatment. Provider located in Duluth Minnesota. PA2 Funded.
- 4) Under Other, where there are license numbers these providers are providing Mental Health, Sex Offender, and other Non Substance Abuse Treatment Services to clients for US District Court Federal Probation/Pretial, Michigan Prisoner ReEntry and the Employee Assistance Program.
- 5) Providers with the licenses to bill for Case Management and Early Intervention did not bill the CA for any of these services.
- 6) Under Prevention - For the PFS II Revenues - No direct Services were done cost are associated with trainings for this revenue source.
- 7) Under Outpatient the client admit and units of service is being reported for Psychology Associates as the services are provided to clients that are in need of mental health counseling (Intergrated Co-Occurring) while receiving MDCH funded residential treatment services at Phoenix House.

Michigan Department of Community Health, Behavioral Health and Developmental Disabilities Administration
Report to the Legislature for Fiscal Year 2013
The Salvation Army Harbor Light (SAHL)

Service Category / Provider	Community Grant	Medicaid	Adult Benefit Waiver- Gross Federal & State From CA/PIHP(s)	MiChild (Federal Share Only)	State Disability Assistance	Fees	Local	Federal	Other	Total Revenues/ Expenditures	Admissions
General Administration											
CA Admin	\$0	\$0	\$0	\$0	\$0	\$96,781	\$40,294	\$0	\$0	\$137,075	
General Administration Totals	\$0	\$0	\$0	\$0	\$0	\$96,781	\$40,294	\$0	\$0	\$137,075	
Access Management System											
N/A	\$0	\$0	\$0	\$0	\$0	\$0	\$0	\$0	\$0	\$0	
AMS Totals	\$0	\$0	\$0	\$0	\$0	\$0	\$0	\$0	\$0	\$0	
Intensive Outpatient Treatment											
Evangeline Center (WSS)	\$785,796	\$0	\$0	\$0	\$0	\$39,288	\$3,551	\$0	\$0	\$828,635	0
Monroe Center	\$11,500	\$0	\$0	\$0	\$0	\$19,037	\$14,638	\$0	\$0	\$45,175	56
Monroe Center Hearing Impaired	\$208,400	\$0	\$0	\$0	\$0	\$0	\$163	\$0	\$0	\$208,563	12
Outpatient	\$1,005,696	\$0	\$0	\$0	\$0	\$58,325	\$18,352	\$0	\$0	\$1,082,373	68
OP											
Evangeline Center (WSS)	\$64,204	\$0	\$0	\$0	\$0	\$1,650	\$1,332	\$0	\$0	\$67,186	0
Monroe Center	\$149,200	\$0	\$0	\$0	\$0	\$43,642	\$9,824	\$0	\$0	\$202,666	174
OP Totals	\$213,404	\$0	\$0	\$0	\$0	\$45,292	\$11,156	\$0	\$0	\$269,852	174
Case Management											
N/A	\$0	\$0	\$0	\$0	\$0	\$0	\$0	\$0	\$0	\$0	
Case Management Totals	\$0	\$0	\$0	\$0	\$0	\$0	\$0	\$0	\$0	\$0	0
Early Intervention											
N/A	\$0	\$0	\$0	\$0	\$0	\$0	\$0	\$0	\$0	\$0	
Early Intervention Totals	\$0	\$0	\$0	\$0	\$0	\$0	\$0	\$0	\$0	\$0	0
Recovery Support											
N/A	\$0	\$0	\$0	\$0	\$0	\$0	\$0	\$0	\$0	\$0	
Recovery Support Totals	\$0	\$0	\$0	\$0	\$0	\$0	\$0	\$0	\$0	\$0	0
Methadone											
N/A	\$0	\$0	\$0	\$0	\$0	\$0	\$0	\$0	\$0	\$0	
Methadone Totals	\$0	\$0	\$0	\$0	\$0	\$0	\$0	\$0	\$0	\$0	\$0
Detox											
Detroit Center	\$687,000	\$0	\$0	\$0	\$0	\$99,137	\$0	\$0	\$0	\$786,137	1,411
Detox Totals	\$687,000	\$0	\$0	\$0	\$0	\$99,137	\$0	\$0	\$0	\$786,137	1,411

Residential											
Detroit Center	\$885,619	\$0	\$0	\$0	\$0	\$8,576	\$0	\$0	\$0	\$894,195	148
Macomb Center	\$449,911	\$0	\$0	\$0	\$0	\$526	\$0	\$0	\$0	\$450,437	66
Monroe Center	\$352,477	\$0	\$0	\$0	\$0	\$140,944	\$263	\$0	\$0	\$493,684	88
Residential Totals	\$1,688,007	\$0	\$0	\$0	\$0	\$150,046	\$263	\$0	\$0	\$1,838,316	302
Prevention											
N/A	\$0	\$0	\$0	\$0	\$0	\$0	\$0	\$0	\$0	\$0	
Prevention Totals	\$0	\$0	\$0	\$0	\$0	\$0	\$0	\$0	\$0	\$0	
Other Services											
N/A	\$0	\$0	\$0	\$0	\$0	\$0	\$0	\$0	\$0	\$0	0
Other Services Totals	\$0	\$0	\$0	\$0	\$0	\$0	\$0	\$0	\$0	\$0	0
Grand Totals	\$3,594,107	\$0	\$0	\$0	\$0	\$449,581	\$70,065	\$0	\$0	\$4,113,753	1,955

Michigan Department of Community Health, Behavioral Health and Developmental Disabilities Administration
Office of Recovery Oriented Systems of Care
 Report to the Legislature for Fiscal Year 2013
 Fiscal Years 2004 to 2013 (10 years)



Michigan Department of Community Health, Behavioral Health and Developmental Disabilities Administration
Office of Recovery Oriented Systems of Care
 Report to the Legislature for Fiscal Year 2013
Referral Source at Treatment Admission

Referral Source ¹	Service Category at Admission				Totals
	Intensive Outpatient (IOP)	Outpatient	Detoxification	Residential	
Intensive Outpatient (IOP) Program	31	424	7	7	469
Outpatient Program	95	591	29	97	812
Detoxification Program	94	215	213	2,710	3,232
Residential Program	143	1,280	21	287	1,731
Self	1,498	9,515	5,193	3,592	19,798
Criminal Justice	508	13,204	65	413	14,190
Assessment	318	2,833	2,818	2,734	8,703
Human Services	143	2,008	53	225	2,429
Other Substance Abuse [non-funded] Program	315	997	408	445	2,165
Medical	92	877	344	122	1,435
Mental Health	48	645	85	111	889
Secretary of State	0	11	3	3	17
Other	394	4,064	1,138	670	6,266
Statewide Totals	3,679	36,664	10,377	11,416	62,136

¹ Referral Source is self-reported answer to question, "Who directed you to this program?"

Note: Persons are sometimes referred from another provider in the same service category (less than 2.5%) due to various reasons, including: specialty, geography, availability, transportation, and meeting times.

Data Source: FY2013 TEDS Admission Records

Michigan Department of Community Health, Behavioral Health and Developmental Disabilities Administration
Office of Recovery Oriented Systems of Care

Report to the Legislature for Fiscal Year 2013

Reported Client Participation in Other State Programs

Total Unduplicated Clients Treated Statewide: 62,136

Other State Programs	Clients
Community Corrections	3,325
Community Mental Health	4,997
Department of Corrections	7,003
Department of Education	1,458
Department of Human Services	8,131
Secretary of State	711
Public Health	3,602
Total Clients Participating with Other State Agencies:	29,227

NOTE: These data represent total clients in treatment, all payment sources. Clients may participate in more than one program at a time.

Source: FY 2013 TEDS Admission Records, Medicaid Eligibility, Encounters