

RESPONDING TO AN OVERDOSE

Know how to keep yourself
and your loved ones safe.

-- Ask your pharmacist about how to safely dispose of medications and sharps. --

1 IDENTIFY OVERDOSE

Try to wake the overdose victim by yelling their name or rubbing your knuckles in the middle of their chest.

2 CALL 9-1-1

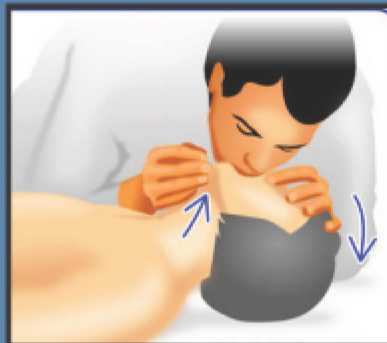
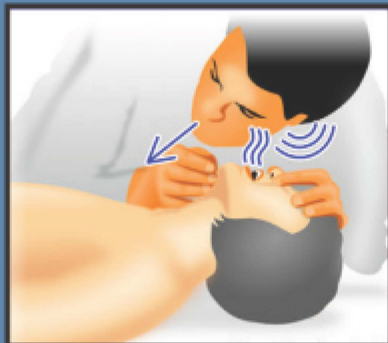
Indicate if the overdose victim has stopped or slowed breathing.

3 OPEN AIRWAY AND GIVE RESCUE BREATHS

If the overdose victim is not breathing, open the airway. Remove any object from the victim's mouth.

If breathing has stopped or slowed, start rescue breathing: tilt head back, lift chin, pinch nose with other hand, give one breath every five seconds. Continue this for 30 seconds.

If the overdose victim is still not breathing on own, give naloxone.

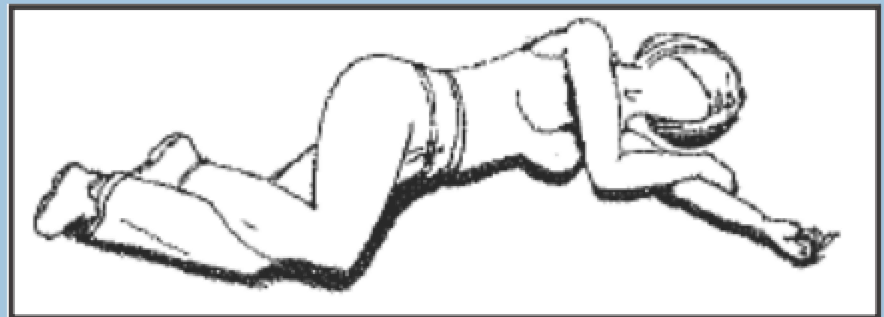


4 GIVE NALOXONE

See reverse side for how to give naloxone. After giving naloxone, continue rescue breaths. If there is still no response after 2-3 minutes, give naloxone again. **More than one dose is sometimes needed.**

5 RECOVERY POSITION

Once the overdose victim is breathing again, put the person on their side with the top leg and arm crossed over the body to prevent choking (see below).



6 STAY UNTIL HELP ARRIVES

Stay with the overdose victim until emergency responders arrive.

NARCAN[®] (naloxone HCl) **NASAL SPRAY**

QUICK START GUIDE **Opioid Overdose Response Instructions**

Use NARCAN[®] (naloxone hydrochloride) Nasal Spray for known or suspected opioid overdose in adults and children.

Important: For use in the nose only.

Do not remove or test the NARCAN Nasal Spray until ready to use.

1 Identify Opioid Overdose and Check for Response

Ask person if he or she is okay and shout name.

Shake shoulders and firmly rub the middle of their chest.

Check for signs of an opioid overdose:

- Will not wake up or respond to your voice or touch
- Breathing is very slow, irregular, or has stopped
- Center part of their eye is very small, sometimes called "pinpoint pupils"

Lay the person on their back to receive a dose of NARCAN Nasal Spray.



2 Give NARCAN Nasal Spray

REMOVE NARCAN Nasal Spray from the box.
Peel back the tab with the circle to open the NARCAN Nasal Spray.

Hold the NARCAN Nasal Spray with your thumb on the bottom of the plunger and your first and middle fingers on either side of the nozzle.

Gently insert the tip of the nozzle into either nostril.

- Tilt the person's head back and provide support under the neck with your hand. Gently insert the tip of the nozzle into **one nostril**, until your fingers on either side of the nozzle are against the bottom of the person's nose.

Press the plunger firmly to give the dose of NARCAN Nasal Spray.

- Remove the NARCAN Nasal Spray from the nostril after giving the dose.



3 Call for emergency medical help, Evaluate, and Support

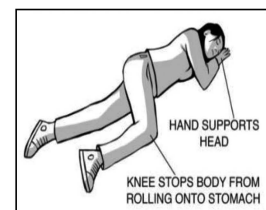
Get emergency medical help right away.

Move the person on their side (recovery position) after giving NARCAN Nasal Spray.

Watch the person closely.

If the person does not respond by waking up, to voice or touch, or breathing normally another dose may be given. NARCAN Nasal Spray may be dosed every 2 to 3 minutes, if available.

Repeat Step 2 using a new NARCAN Nasal Spray to give another dose in the other nostril. If additional NARCAN Nasal Sprays are available, repeat step 2 every 2 to 3 minutes until the person responds or emergency medical help is received.



ADAPT
PHARMA

For more information about NARCAN Nasal Spray, go to www.narcannasalspray.com, or call 1-844-4NARCAN (1-844-462-7226). You are encouraged to report negative side effects of prescription drugs to the FDA. Visit www.fda.gov/medwatch, or call 1-800-FDA-1088.

©2017 ADAPT Pharma, Inc. NARCAN[®] is a registered trademark licensed to ADAPT Pharma Operations Limited. A1107