



**Fiscal Year 2020**

**Free Clinic Funding Summary Report**

## **Introduction**

Free clinics are majority volunteer-staffed clinics that provide a range of medical, dental, pharmacy and behavioral health services to economically disadvantaged individuals. Such clinics are nonprofit organizations that use volunteer or paid health professionals to provide free or affordable health care to uninsured or medically underserved persons who have limited or no access to health care. Entities that charge a nominal fee to patients may still be considered free clinics if they meet the above criteria and deliver services regardless of the patient's ability to pay.

In fiscal year 2020, \$400,000 was allocated to the Michigan Department of Health and Human Services (MDHHS) for equal distribution among free clinic organizations serving Michigan's indigent population. This is the 15-year funds have been allocated to the Free Clinic Funding Program. The Workforce/Access Section within the MDHHS Policy, Planning and Operational Support Administration reviewed eligibility criteria, managed the application process, and administered agreements with those clinics awarded funding.

### **Snapshot of 2020 Funded Free Clinics**

- Forty organizations operating in 23 Michigan counties were funded in 2020.
- Free health care was provided for approximately 42,444 uninsured patient visits throughout the year.
- On average, 2,885 volunteer services hours were donated to the clinics each week.
- Twelve of the 40 funded free clinics only provided care to patients with incomes at or below two times the federal poverty level. Twenty-six of the 40 awarded clinics only provided care to those without insurance.

## **Overview**

Eligibility criteria for the grant awards were developed by MDHHS in collaboration with Free Clinics of Michigan (FCOM). Eligible clinics met the following criteria:

- The clinic is located within Michigan and provides health care services to the uninsured population of Michigan.
- The clinic, or the organization under which it operates, has 501(c)(3) or other nonprofit status.
- Most of the clinic care comes from volunteer health care professionals.
- Services provided by the clinic are free of charge.
- Clients served do not have insurance for the services provided.

## Fiscal Year 2020 Free Clinic Funding Summary Report

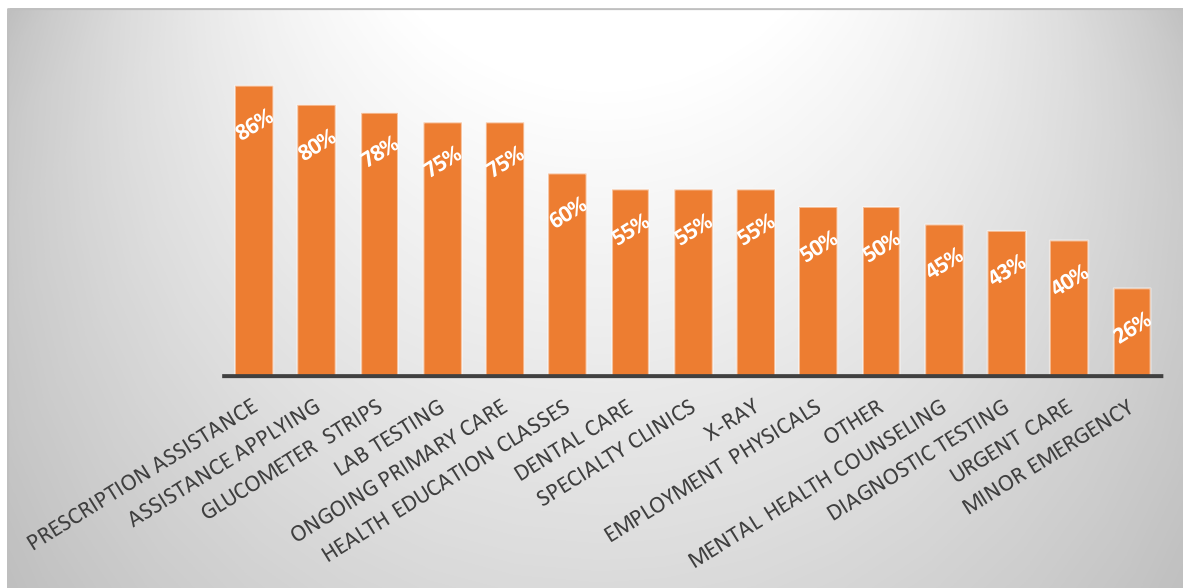
Applications were distributed to clinics identified utilizing an FCOM directory of free clinic organizations, along with information obtained through the fiscal year 2019 grant application process. Information and application materials were also available online on the MDHHS website. The contract period started on April 1, 2020, and ended on September 30, 2020. Given the limited grant writing resources of most applicant organizations, MDHHS staff was available to assist clinics in completing the application. Forty applicants met the established criteria for funding and received an award of \$10,000 each. For a complete list of grantees, see Attachment 1.

### **Characteristics of Funded Clinics**

The 40 funded free clinic organizations were in 23 counties across Michigan. Free clinic services were provided through volunteers who offered an estimated 2,885 volunteer hours per week. Free clinics funded in 2020 offered health care services to uninsured during an estimated 3,537 patient visits each month, serving 17,897 unique (non-repeat) patients during the year.

Free Clinics offer a variety of patient care services including more than 15 health care service types. The most common services offered by funded free clinics are prescription assistance (provided by 97% of funded clinics), glucometer strips (84% of funded clinics), assistance applying (81% of funded clinics), and lab testing (76% of funded clinics). Other services offered include ongoing primary care, health education classes, X-Ray, dental care, specialty clinics, diagnostic testing, employment physicals, urgent care, mental health counseling, and minor emergency visits. See Figure 1 for more information.

**Figure 1. Percentage of Funded Clinics Offering Specific Services by Service Types**



For each service listed in Figure 1, the percentage shown represents the proportion of funded free clinics that reported offering the service at the time of their initial application.

Funded organizations ranged in years of operation from being in their fourth year of operation, to their 70th year. Seventy-three percent of the funded clinics have been in operation for more than 10 years. Twenty percent have been in operation for over 20 years. See Figure 2 for more information.

**Figure 2. Distribution of Funded Free Clinic Age by Total Years of Operation**

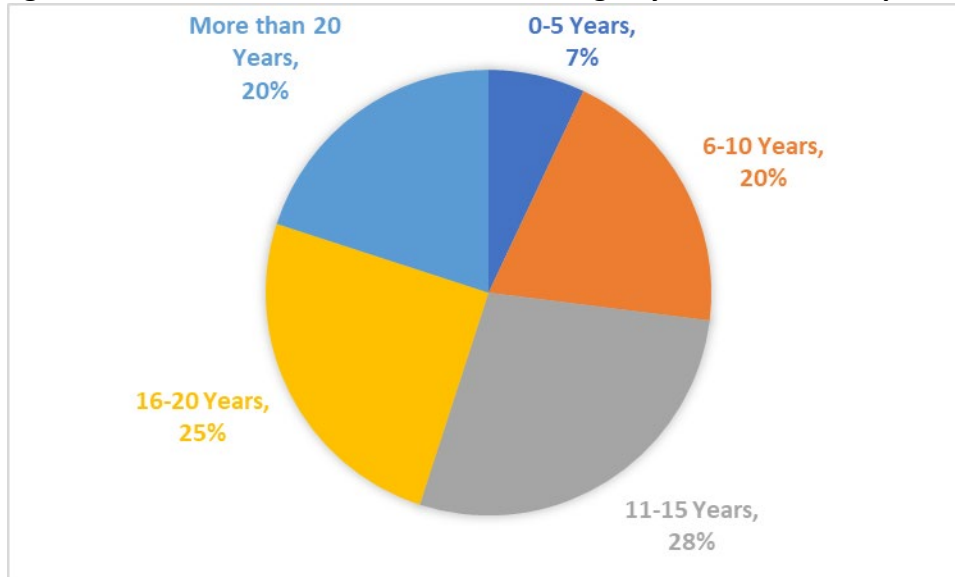


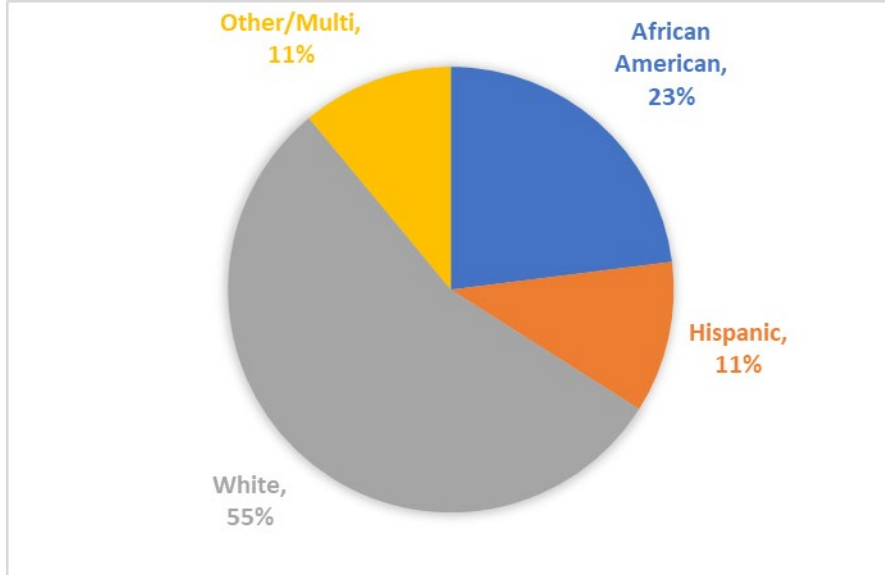
Figure 2 illustrates the distribution of funded free clinics in five groupings (0-5, 6-10, 11-15, 16-20 and more than 20 years in operation).

### **Patient Demographics**

In an optional section of the funding application, information was collected on the demographics of the patient population seen at each free clinic. Data suggests that 81% of the patients in these clinics are below 200 percent of the federal poverty level. Fifty-four percent of clinic patients were employed either full time or part time.

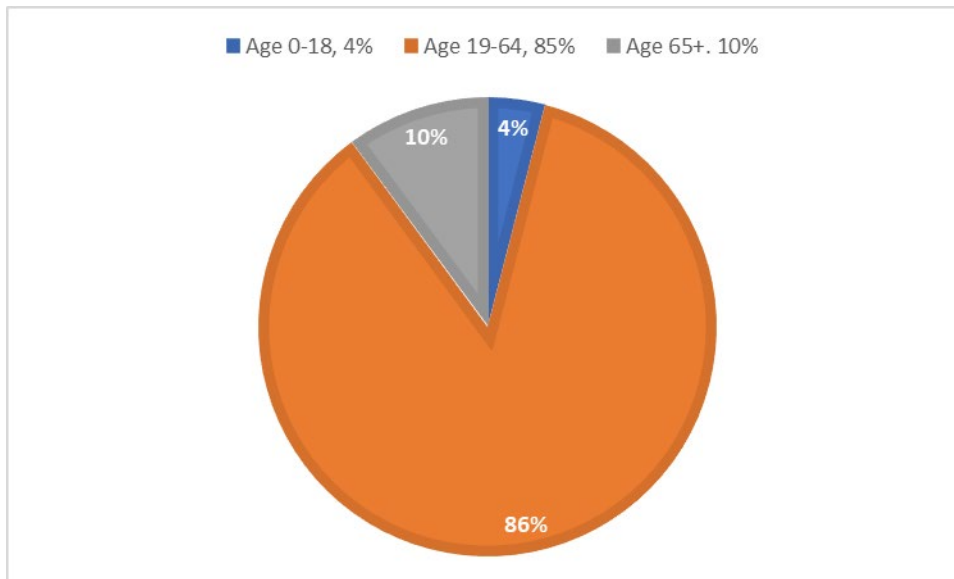
Demographic data indicates that Michigan’s free clinics collectively care for a racially and ethnically diverse population. Most clinic patients are adults between 19-64 years of age. Fifty percent of the responding clinics, however, reported that at least some portion of their patient population was 18 years of age or younger. Sixty-six percent of responding clinics reported that at least some portion of their patient population was 65 years of age or older. Figures 3, 4 and 5 provides a further breakdown of clinic patient demographics.

**Figure 3. Patient Race**



In Figure 3, the percentage shown represents the percentage of patients served by free clinics in each identified racial category.

**Figure 4. Patient Age**

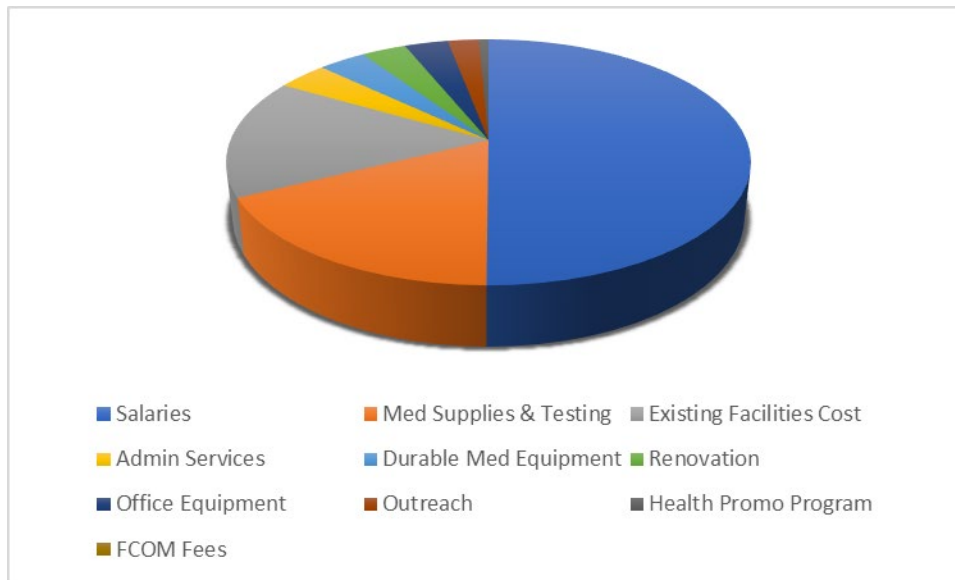


In Figure 4, the percentage shown represents the percentage of patients served by free clinics in each identified age range.

### **Use of Grant Funding**

Similarly to 2019, the most common uses of grant funds in 2020 were for salaries and medical/testing supplies, with 32 and 18 clinics reporting using at least a portion of their grant funds for these purposes, respectively. Other uses of grant funds included costs of existing facilities (15 clinics), office equipment and supplies (seven clinics), administrative services (five clinics), outreach (five clinics), durable medical equipment (three clinics), renovations (three clinics), health promotional program (three clinics), and Free Clinics of Michigan fees (two clinics). Figure 4 details the percentage of awarded funds clinics used to support identified costs.

**Figure 4. Funding Spent to Support Identified Clinic Costs**



**Figure 4 illustrates the percentage of total MDHHS Free Clinic funding used to support identified clinic costs.**

### **Further Information**

For further information regarding the Michigan Department of Health of Health and Human Services' Free Clinic Funding program, please contact:

Juliette Rousseau, Michigan Primary Care Office

Phone: 517-284-4985

E-mail: [rousseauj@michigan.gov](mailto:rousseauj@michigan.gov)

Fiscal Year 2020 Free Clinic Funding Summary Report

Attachment 1 – Fiscal Year 2020 Funded Free Clinic Organizations

Clinic Name	Clinic City	Clinic County
Boyne Area Free Clinic, INC.	Boyne City	Charlevoix
Cabrini Clinic	Detroit	Wayne
Care Free Dental Health Clinic	Escanaba	Delta
Caring Heart Health Clinic	Marlette	Sanilac
Carriage Town Ministries	Flint	Genesee
Cass Clinic	Detroit	Wayne
Centro Multicultural La Familia, Inc.	Pontiac	Oakland
City on a Hill Health Clinic	Zeeland	Ottawa
Malta Dental and Medical Clinic of Southeast Michigan	Detroit	Wayne
Dr. Gary Burnstein Community Health Clinic	Pontiac	Oakland
Exalta Health	Grand Rapids	Kent
FernCare Free Clinic, Inc.	Ferndale	Oakland
Fountain Clinic	Marshall	Calhoun
Genesee County Free Medical Clinic	Flint	Genesee
Grand Valley Physical Therapy Community Outreach	Grand Rapids	Kent
Health Unit of Davison Avenue	Detroit	Wayne
Helen M. Nickless Volunteer Clinic	Essexville	Bay County
Holland Free Health Clinic	Holland	Ottawa
Hope House Free Medical Clinic	Big Rapids	Mecosta
Hope Medical Clinic Inc. Wayne	Westland	Wayne
Hope Medical Clinic Inc. Ypsilanti	Ypsilanti	Washtenaw
Kalamazoo Gospel Mission Health Clinic	Kalamazoo	Kalamazoo
Love Inc.	Grand Haven	Ottawa
MAPI Charitable Clinic	Lathrup Village	Oakland
Northern Care Center	Cheboygan	Cheboygan
Oasis of Hope Center	Grand Rapids	Kent
Ogemaw Hills Free Clinic	West Branch	Ogemaw
People's Clinic for Better Health	Port Huron	St. Clair
Presbyterian Health Clinic of Brand County	Coldwater	Branch
Renewed Hope Health Clinic	Allegan	Allegan
Robert R Frank Student Run Free Clinic	Detroit	Wayne
Shiawassee Free Medical Clinic	Owosso	Shiawassee
St. Peter's Free Clinic of Hillsdale County, Inc.	Hillsdale	Hillsdale
Stehouwer Free Clinic	Cadillac	Wexford
The Luke Project – 52 Clinic Inc.	Detroit	Wayne
Tri-County Dental Health	Pontiac	Oakland
Trinity Community Care	Shelby Township	Macomb

<b>University of Michigan Student-Run Free Clinic</b>	Pinckney	Livingston
<b>VietMD Clinic</b>	Warren	Macomb
<b>Wyandotte Clinic for the Working Uninsured Foundation</b>	Wyandotte	Wayne

The Michigan Department of Health and Human Services will not exclude from participation in, deny benefits of, or discriminate against any individual or group because of race, sex, religion, age, national origin, color, height, weight, marital status, partisan considerations, or a disability or genetic information that is unrelated to the person’s eligibility.