



Michigan Department of Health & Human Services

Fiscal Year 2021

Free Clinic Funding Summary Report

Fiscal Year 2021 Free Clinic Funding Summary Report

Introduction

Free clinics are majority volunteer-staffed clinics that provide a range of medical, dental, pharmacy and behavioral health services to economically disadvantaged individuals. Such clinics are nonprofit organizations that use volunteer or paid health professionals to provide free or affordable health care to uninsured or medically underserved persons who have limited or no access to health care. Entities that charge a nominal fee to patients may still be considered free clinics if they meet the above criteria and deliver services regardless of the patient's ability to pay.

In fiscal year 2021, \$400,000 was allocated to the Michigan Department of Health and Human Services (MDHHS) for equal distribution among free clinic organizations serving Michigan's indigent population. This is the 16th year funds have been allocated to the Free Clinic Funding Program. The Workforce/Access Section within the MDHHS Policy, Planning and Operational Support Administration reviewed eligibility criteria, managed the application process, and administered agreements with those clinics awarded funding.

Snapshot of 2021 Funded Free Clinics

- Thirty-six organizations operating in 24 Michigan counties were funded in 2021.
- Free health care was provided for approximately 29,196 uninsured patient visits throughout the year for approximately 15,060 patients.
- On average 2,194.5 volunteer services hours were donated to the clinics each week with 1,315 of those being clinician hours.
- Thirteen of the 36 funded free clinics only provided care to patients with incomes at or below two times the federal poverty level. Twenty-four of the 36 awarded clinics only provided care to those without insurance.

Overview

Eligibility criteria for the grant awards were developed by MDHHS in collaboration with Free Clinics of Michigan (FCOM). Eligible clinics met the following criteria:

- The clinic is located within Michigan and provides health care services to the uninsured population of Michigan.
- The clinic, or the organization under which it operates, has 501(c)(3) or other nonprofit status.
- Most of the clinic care comes from volunteer health care professionals.
- Services provided by the clinic are free of charge.

Fiscal Year 2021 Free Clinic Funding Summary Report

- Services provided include primary care services.
- Clients served do not have insurance for the services provided.

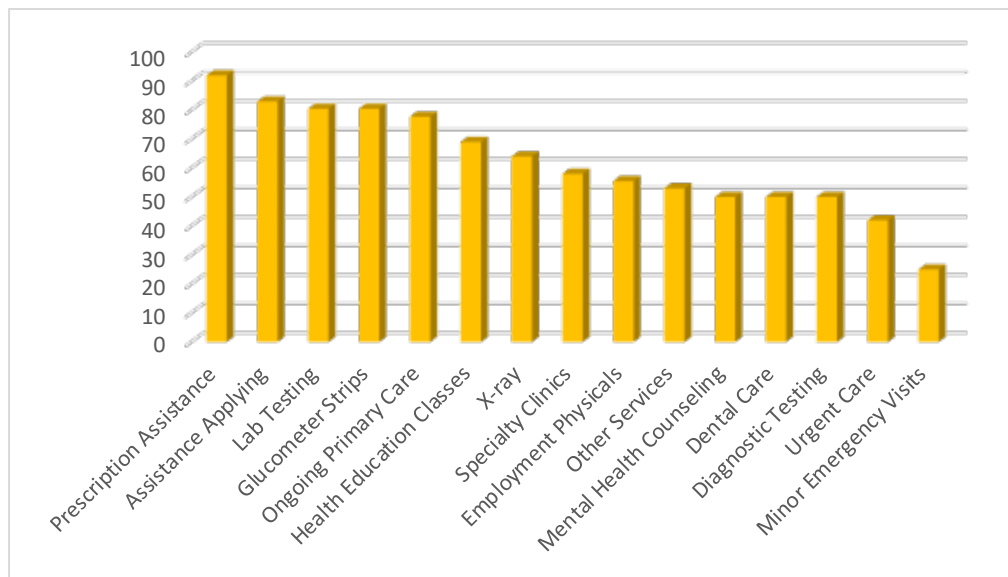
Applications were distributed to clinics identified utilizing an FCOM directory of free clinic organizations, along with information obtained through the fiscal year 2021 grant application process. Information and application materials were also available online on the MDHHS website. The contract period started on January 1, 2021, and ended on September 30, 2021. Given the limited grant writing resources of most applicant organizations, MDHHS staff was available to assist clinics in completing the application. Thirty-six met the established criteria for funding and received an award of \$11,111 each. For a complete list of grantees, see Attachment 1.

Characteristics of Funded Clinics

The 36 funded free clinic organizations were in 24 counties across Michigan. Free clinic services were provided through volunteers who offered an estimated 2,194.5 volunteer hours per week. Free clinics funded in 2021 offered health care services to uninsured during an estimated 2,433 patient visits each month, serving 15,060 unique (non-repeat) patients during the year.

Free Clinics offer a variety of patient care services including more than 15 health care service types. The most common services offered by funded free clinics are prescription assistance (provided by 92% of funded clinics), assistance applying (83% of funded clinics), lab testing (80.5% of funded clinics), and glucometer strips (80.5% of funded clinics). Other services offered include ongoing primary care, health education classes, X-Ray, dental care, specialty clinics, diagnostic testing, employment physicals, urgent care, mental health counseling, dental care, and minor emergency visits. See Figure 1 for more information.

Figure 1. Percentage of Funded Clinics Offering Specific Services by Service Types



For each service listed in Figure 1, the percentage shown represents the proportion of funded free clinics that reported offering the service at the time of their initial application.

Funded organizations ranged in years of operation from being in their fifth year of operation to their forty-ninth year. Eighty percent of the funded clinics have been in operation for more than 10 years. Twenty-five percent have been in operation for over 20 years. See Figure 2 for more information.

Figure 2. Distribution of Funded Free Clinic Age by Total Years of Operation

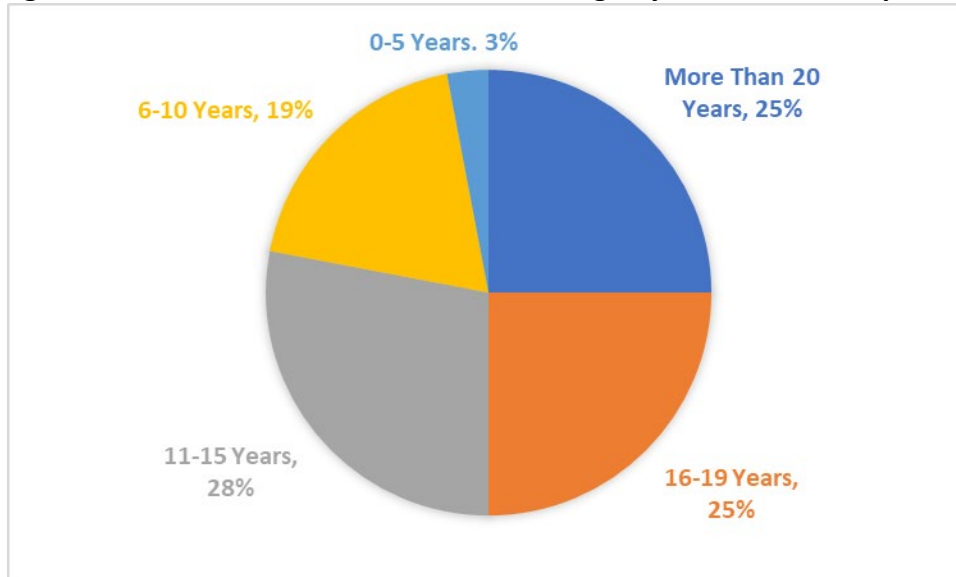


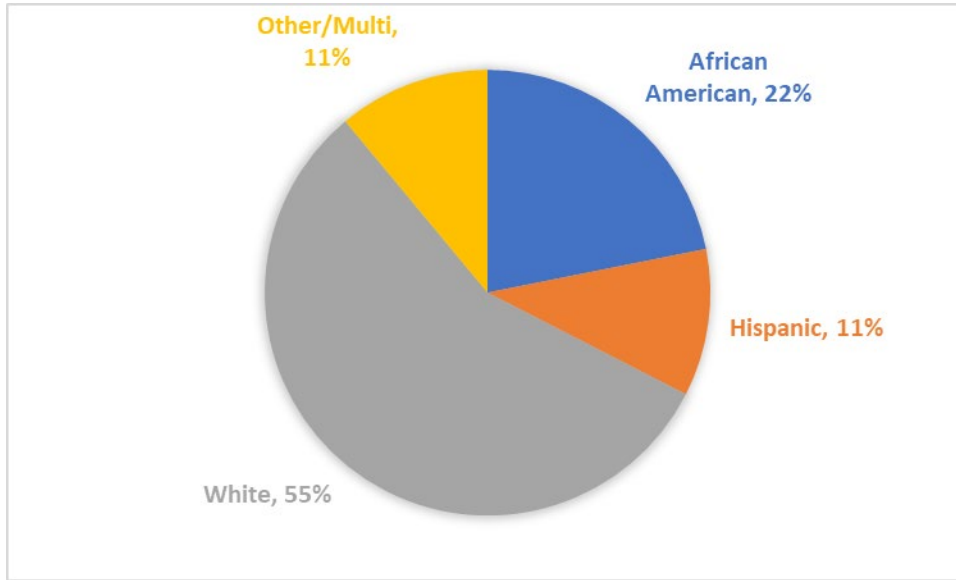
Figure 2 illustrates the distribution of funded free clinics in five groupings (0-5, 6-10, 11-15, 16-20 and more than 20 years in operation).

Patient Demographics

In an optional section of the funding application, information was collected on the demographics of the patient population seen at each free clinic. Data suggests that 76% of the patients in these clinics are below 200 percent of the federal poverty level. About 48% of clinic patients were employed either full time or part time.

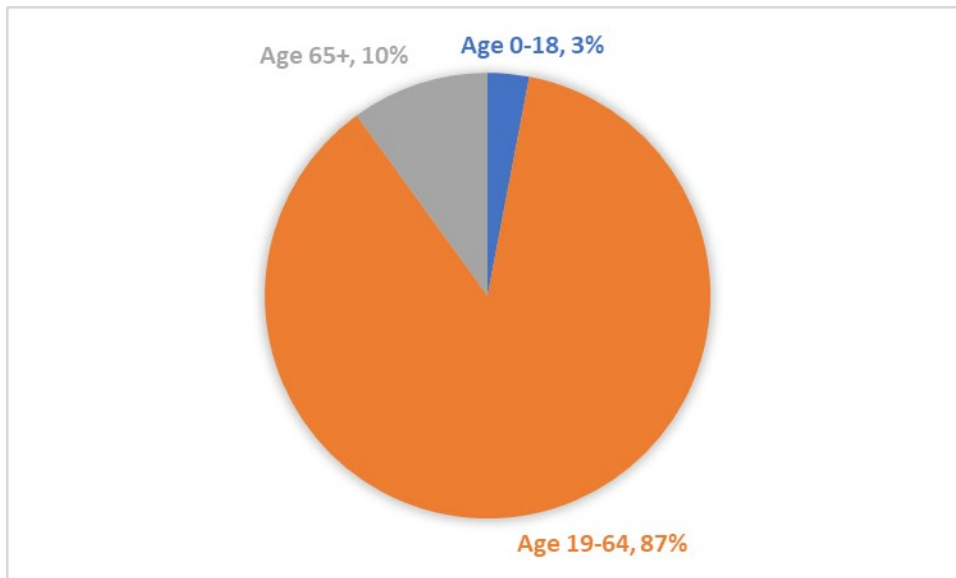
Demographic data indicates that Michigan’s free clinics collectively care for a racially and ethnically diverse population. Most clinic patients are adults between 19-64 years of age. Fifty percent of the responding clinics, however, reported that at least some portion of their patient population was 18 years of age or younger. Seventy-two percent of responding clinics reported clinics said that at least some portion of their patient population was 65 years of age or older. Figures 3, 4, and 5 provides further breakdown of clinic patient demographics

Figure 3. Patient Race



In Figure 3, the percentage shown represents the percentage of patients served by free clinics in each identified racial category.

Figure 4. Patient Age



In Figure 4, the percentage shown represents the percentage of patients served by free clinics in each identified age range.

Fiscal Year 2021 Free Clinic Funding Summary Report

Use of Grant Funding

The most common uses of grant funds were for salaries and costs of existing facilities, with 26 and 17 clinics reporting using at least a portion of their grant funds for these purposes, respectively. Other uses of grant funds included costs of medical supplies/testing, (13 clinics), office equipment and supplies (seven clinics), durable medical equipment (two clinics), outreach (two clinics,) administrative services (five clinics), renovation, health promotional program, and adding services were also used by clinics. Figure 4 details the percentage of clinics using MDHHS Free Clinic funding to support identified costs while Figure 5 shows the amount of funds for these expenditures.

Figure 4. Percentages of Funding Spent to Support Identified Clinic Costs

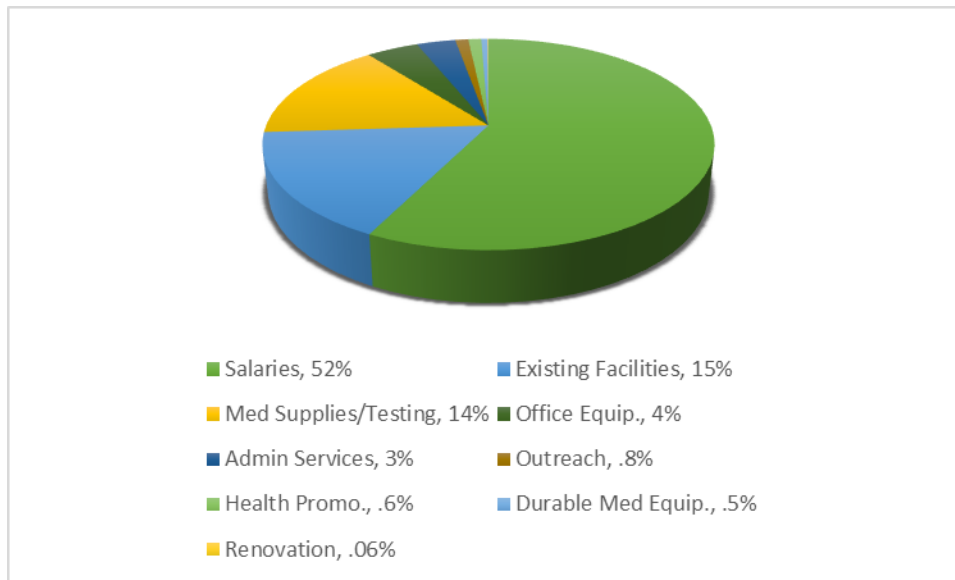
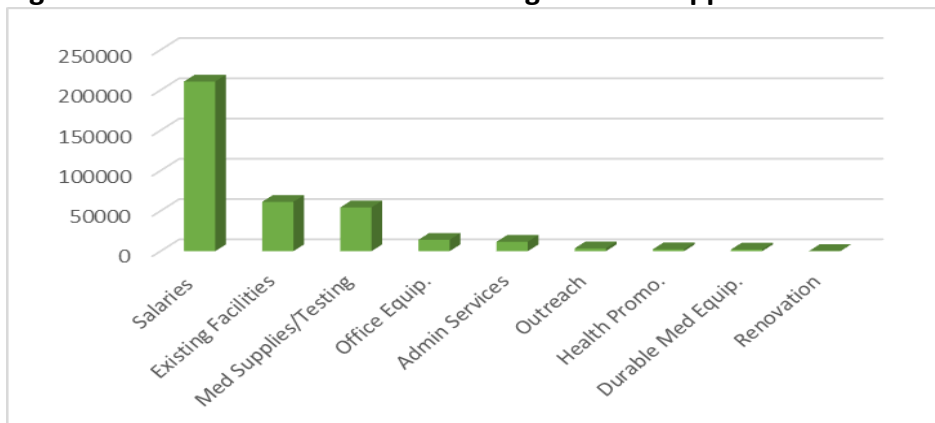


Figure 5. Amounts of Free Clinic Funding Used to Support Identified Clinic Costs



Fiscal Year 2021 Free Clinic Funding Summary Report

Further Information

Due to COVID-19, many awarded clinics reported added barriers to care during 2020 and 2021. Clinics reported multiple closures, staff shortages (illness, quarantine, testing, staff turnover, retirement, and death), as well as patient resistance to vaccination.

For further information regarding the Michigan Department of Health of Health and Human Services' Free Clinic Funding program, please contact:

Juliette Rousseau, Michigan Primary Care Office

Phone: 517-284-4985

E-mail: rousseauj@michigan.gov

Attachment 1 – Fiscal Year 2022 Funded Free Clinic Organizations

Clinic Name	Clinic County	Clinic City
Boyne Area Free Clinic, INC.	Charlevoix	Boyne City
Care Free Dental Clinic	Delta	Escanaba
Carriage Town Ministries	Genesee	Flint
Cass Clinic	Wayne	Detroit
Centro Multicultural La Familia, Inc.	Oakland	Pontiac
City on a Hill Health Clinic	Ottawa	Zeeland
Dames of Knights of the Order of Malta Dental and Medical Clinic of Southeast Michigan	Wayne	Detroit
Dr. Gary Burnstein Community Health Clinic	Oakland	Pontiac
Exalta Health	Kent	Grand Rapids
FernCare Free Clinic, Inc.	Oakland	Ferndale
Fountain Clinic	Calhoun	Marshall
Genesee County Free Medical Clinic	Genesee	Flint
Health Unit on Davison Avenue	Wayne	Detroit
Helen M. Nickless Volunteer Clinic	Bay	Bay City
Holland Free Health Clinic	Ottawa	Holland
Hope House Free Medical Clinic	Mecosta	Big Rapids
Hope Medical Clinic Inc. Wayne	Wayne	Westland
Hope Medical Clinic Inc. Ypsilanti	Washtenaw	Ypsilanti
Kalamazoo Gospel Mission	Kalamazoo	Kalamazoo
Lake Huron Foundation's People's Clinic for Better Health	St. Clair County	Port Huron
Love INC, of the TriCities dba Love in Action of the Tri-Cities	Ottawa	Grand Haven
MAPI Charitable Clinic	Oakland	Lathrup Village
Northern Care Center	Cheboygan	Cheboygan
Ogemaw Hills Free Clinic	Ogemaw	West Branch

Presbyterian Health Clinic of Branch County	Branch	Coldwater
Renewed Hope Health Clinic	Allegan	Allegan
Robert R. Frank Student Run Free Clinic	Wayne	Detroit
Shiawassee Free Medical Clinic	Shiawassee	Owosso
St. Peter's Free Clinic of Hillsdale County, Inc	Hillsdale	Hillsdale
Stehouwer Free Clinic	Wexford	Cadillac
The Luke Project	Wayne/Genesee	Fenton
Tri-County Dental Health	Oakland	Pontiac
Trinity Community Care	Macomb	Shelby Twp.
University of Michigan Student-Run Free Clinic	Livingston	Pinckney
VietMD Clinic	Macomb	Warren
Wyandotte Clinic for the Working Uninsured Foundation - DBA: Downriver Community Clinic	Wayne	Wyandotte

The Michigan Department of Health and Human Services will not exclude from participation in, deny benefits of, or discriminate against any individual or group because of race, sex, religion, age, national origin, color, height, weight, marital status, partisan considerations, or a disability or genetic information that is unrelated to the person's eligibility.