

HIV Behavioral Surveillance Interview Among Young Males who have
sex with Males (Ages 13-17) in the Detroit Metropolitan Area
2009

Michigan Department of Community Health
HIV/STD/VH/TB Epidemiology Section
Division of Communicable Diseases
Bureau of Epidemiology

*Michigan Department
of Community Health*



Jennifer M. Granholm, Governor
Janet Olszewski, Director

Suggested Citation

Michigan Department of Community Health (2010). HIV Behavioral Surveillance Interview Among Young Males who have sex with Males (Ages 13-17) in the Detroit Metropolitan Area. Lansing ,MI: Michigan Department of Community Health. URL.

Current MDCH Behavioral Surveillance Team

Emily Higgins, MPH
Project Manager

Vivian Griffin, BS
Operations Manager/ Field Supervisor

Melissa Reznar
Epidemiologist

Gail Allen
Administrative Manager

Renee McCoy, PhD
Ethnographer

MDCH HIV Statistics Online

www.michigan.gov/hiv-std

Click “HIV/AIDS”

Click “Statistics and Reports”

Listserv Subscription

Reports from the MDCH HIV Surveillance Section are distributed via an email listserv. To subscribe, go to <http://www.localhealth.net/hivstats/subscribe.aspx>.

Acknowledgements

We would like to acknowledge MDCH HIV/AIDS Prevention and Intervention (HAPIS) section, for funding HBSI; Thomas D. Cobb and Korin Makuannen, interviewers and staff during the HBSI project; the Centers for Disease Control and Prevention HIV Surveillance Team, for setting the framework for operational procedures; Affirmations, R.E.C Boyz, and the Ruth Ellis Center, for providing a welcoming environment and professional staff willing to provide assistance; Detroit Department of Health and Wellness Promotion HIV mobile testing unit, for providing HIV Counseling and Testing. Lastly, this report would not be possible were it not for the participating young males and their willingness to disclose information of their lives, and we would like to thank them for their openness and allowing us to help other YMSMs who may be at risk for acquiring HIV.

TABLE OF CONTENTS

SECTION 1. BACKGROUND & METHODOLOGY	1
HIV Behavioral Surveillance Interview (HBSI)	1
HBSI Study Procedures.....	1
Participating Organizations Background	2
SECTION 2. DEMOGRAPHIC DATA	3
Race, Sex, and Age	3
Area of Residence and Education	3
Social Characteristics	4
SECTION 3. SEXUAL BEHAVIORS	4
Sexual Preference & Disclosure.....	4
Sex with Females Among Detroit YMSM Participants	5
Sex with Males Among Detroit YMSM Participants.....	6
Most Recent Male Sexual Partner of Detroit YMSM Participants	7
Most Recent Male Partner Characteristics	8
SECTION 4. ALCOHOL AND DRUG USE	10
SECTION 5. HIV TESTING BEHAVIORS	11
HIV testing Among Detroit YMSM Participants.....	11
Reasons for Not Testing for HIV Among Detroit YMSM Participants.....	12
SECTION 6. HEALTH CARE& HEALTH CHARACTERISTICS OF DETROIT YMSM PARTICIPANTS.....	12
Health Characteristics	12
Prevention Service Utilization Among Detroit YMSM Participants.....	13
DISCUSSION	14
REFERENCES.....	15

HIV Behavioral Surveillance Interview Among Young Males who have sex with Males (Ages 13-17) in the Detroit Metropolitan Area 2009

Section 1 Background and Methodology

The National HIV Behavioral Surveillance (NHBS) system is a multisite project funded by the Centers for Disease Control and Prevention (CDC). The project occurs in three cycles with each year targeting one of three high risk populations including: a) men who have sex with men (NHBS-MSM); b) injecting drug users (NHBS-IDU); and c) heterosexuals at risk of contracting HIV (NHBS-HET). The objective of NHBS is to conduct behavioral surveillance to identify behaviors that place individuals at risk for contracting HIV and access and utilization of HIV prevention services in the community. The Michigan Department of Community Health (MDCH) conducted NHBS-MSM2 in the summer and fall of 2008 under the name Project Aware. Findings from Project Aware will be available at <http://www.michigan.gov/hivstd> in the near future. The NHBS-MSM2 led to a sub-study, the HIV Behavioral Surveillance Interview (HBSI), for young males who have sex with males (YMSM) age 13-17. HBSI was conducted in Spring of 2009. This report presents findings from the HBSI.

HIV Behavioral Surveillance Interview (HBSI)

According to the Annual Review of HIV Trends in Michigan (2009), 62% of HIV infected black teens age 13-19 were males having sex with other males (MSMs). By comparison among HIV infected black persons age 20 and older 22% were MSMs. The rate of infection in those who were 13-19 years old at the time of HIV diagnosis increased significantly between 2003 and 2007. As a result, MDCH's HIV/AIDS Prevention and Intervention Section (HAPIS) funded HBSI to gain insight into the increasing HIV prevalence in young black MSM. HBSI methods were adapted from NHBS-MSM2 protocol. The inclusion criteria for HBSI were 13-17 years old and ever had sex (anal or oral) with another male. HBSI screened 59 young men. Three were ineligible due to age, and four teens reported that they never had sex with males. Although the sample size is relatively small (N= 52) and can not be generalized across all young MSMs in metro Detroit, the survey provides a glimpse into the possible risk behaviors of this population. Due to the difficulty of researchers accessing this group, young MSMs were recruited January thru April 2009 from three metro Detroit organizations known to provide services to the lesbian, gay, bisexual and transgender community: Affirmations, R.E.C Boyz, and the Ruth Ellis Center (Figure 1.1). With approval from the organizations, MDCH conducted HBSI at their facility with individuals 13-17 years old and living in Southeast Michigan. Throughout the course of the project, five HBSI participants (10%) were identified as being HIV-positive.

HBSI Study Procedures

HBSI received MDCH IRB approval to get assent from participants with a waiver of informed consent due to the nature of the study, i.e., research being conducted at venues where young MSMs congregate. HBSI was conducted using convenience sampling. In order to be eligible for the study, participants had to be between the ages of 13-17 and had not previously participated in

HBSI. Each organization's staff assisted MDCH staff in identifying teens within the targeted age range. Once the teen assented and the HBSI field supervisor assigned a survey ID, the interviewer would proceed to administer the eligibility screener and questionnaire. Afterwards, the teen would receive an HIV test administered by the Detroit Department of Health and Wellness Promotion mobile HIV Counseling and Testing staff. Questionnaires and HIV tests were anonymous.

HBSI activities consist of a core questionnaire, local questionnaire and HIV testing. The questionnaires focus on the following areas: demographics, sexual history, alcohol and drug use history, HIV testing history, incarceration history, and prevention activities. Local questions were developed based on input provided by local service providers and community stakeholders. These data can be used to help HIV prevention agencies and governmental agencies identify those who may be at especially high risk of contracting HIV as well as assist in effectively allocating resources.

Participating Organizations Background

Affirmations

Affirmations is located in Ferndale, Michigan and its mission is to “provide a welcoming space where people of all sexual orientations, gender identities & expressions, and cultures can find support and unconditional acceptance, and where they can learn, grow, socialize and have fun” (<http://www.goaffirmations.org/site/>). Services include counseling, civic engagement, health services, discussion and support, and social and recreational activities.

R.E.C Boyz

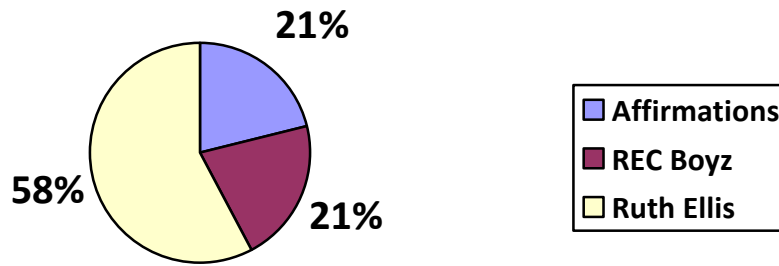
R.E.C Boyz (AIDS Partnership in Michigan) located in Detroit, MI is Detroit's adaptation of an HIV prevention intervention known as Mpowerment originally developed for young gay men between the ages of 18-29. The project targets young black men who have sex with men (YBMSM) between the ages of 13-24 years old. The program relies on an integration of four activities: 1) formal outreach; 2) peer lead sessions; 3) discussion of safe sex with their friends and peers; and 4) an ongoing publicity campaign (<http://www.aidspartnership.org>).

Ruth Ellis Center

The Ruth Ellis Center in Highland Park, MI is a drop-in center that provides short-term and long-term residential safe space and support services for runaway, homeless and at-risk gay, lesbian, bi-attractional, transgender and questioning youth in Detroit and Southeastern Michigan (<http://www.ruthelliscenter.com/index.htm>).

Figure 1.1

Percent of Detroit YMSM Participants Interviewed at Each Facility



Section 2 Demographic Data

Race, Sex, and Age

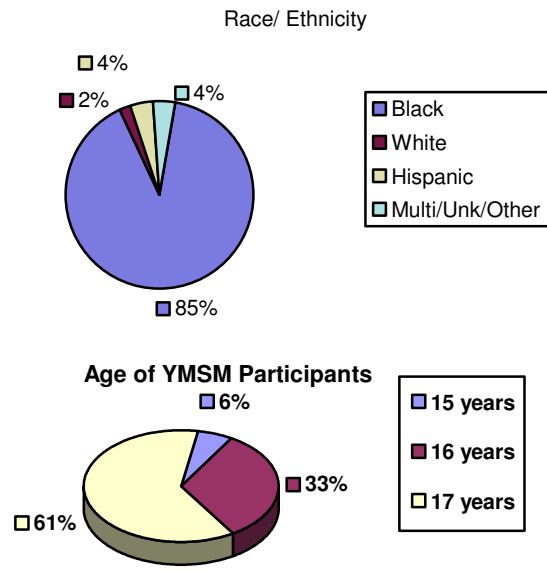
The majority of participants were Black accounting for ninety percent (47) of the sample. Very few participants were white (1) and Hispanic (2). Ninety-eight percent (51) identified as being male. Participants were primarily 16 and 17 year olds (94%). (Figure 2.1)

Area of Residence and Education

Less than half (40%) of the participants reside in the Westside of Detroit, 12% in Central Detroit, and 33% in the Eastside (Figure 2.1). The remaining eight participants did not reside in the city of Detroit but resided in Southeast Michigan. Eighty-eight percent of the respondents had not completed high school. However, given the age of the respondents, this is expected.

Figure 2.1 Demographics Characteristics of HBSI Participants

	TOTAL	
	(n=52)	
RACE/ ETHNICITY		
Black	47	(90%)
White	1	(2%)
Hispanic	2	(4%)
Multi/Unk/Other	2	(4%)
SEX		
Males	51	(98%)
Unknown	1	(2%)
AGE AT INTERVIEW		
15 years	3	(6%)
16 years	17	(33%)
17 years	32	(61%)
AREA OF RESIDENCE		
West Detroit	21	(40%)
Central Detroit	6	(12%)
East Detroit	17	(33%)
SE MI outside of Detroit	8	(15%)
HIGHEST GRADE COMPLETED		
< High School	46	(88%)
High School Graduate	5	(10%)
Unknown	1	(2%)



Social Characteristics

Forty-two (81%) of YMSM participants reported working full time and attending school. This is possibly inaccurate given the age of the respondents and Michigan’s state labor laws. The annual household income varied across the sample. Twenty- seven (52%) participants reported an annual household income below \$30,000 and ten (19%) reported income as “unknown” (Table 2.2). The majority (75%) reported currently living with one or both parents while eight percent of YMSM respondents were homeless within the last 12 months. While some YMSMs create chosen families and identify individuals as parent(s) in their gay “families”, the questionnaire doesn’t distinguish between biological or chosen family. Forty-six (88%) participants reported not being incarcerated in the past 12 months.

Table 2.2 Social Characteristics of Detroit YMSM Participants

	TOTAL (n=52)	
EMPLOYMENT & SCHOOL STATUS		
Full Time & In School	42	(81%)
Full Time & NOT In School	4	(8%)
Full Time & School UNK	1	(2%)
Part Time & In School	5	(9%)
ANNUAL HOUSEHOLD INCOME		
\$0 - < \$10,000	12	(23%)
\$10,000 - < \$20,000	10	(19%)
\$20,000 - < \$30,000	5	(10%)
\$30,000 - < \$50,000	12	(23%)
\$50,000 - \$75,000	3	(6%)
Unknown	10	(19%)
CURRENT LIVING SITUATION		
One or both parents	39	(75%)
Relatives	10	(19%)
Friend	2	(4%)
Other	1	(2%)
HOMELESS (LAST 12 MTHS)		
Formerly, Not Currently	4	(8%)
Not Homeless Last 12 Mths	47	(90%)
Unknown	1	(2%)
INCARCERATED (LAST 12 MTHS)		
Yes	6	(12%)
No	46	(88%)
TOTAL	52	(100%)

Section 3 Sexual Behaviors

Sexual Preference & Disclosure

HBSI participants were asked to disclose their sexual orientation, gender identity and whether or not they told anyone about their attraction to men (Table 3.1). Sixty percent (31) identified

themselves as homosexual, 34% (18) identified as being bisexual. One person identified as being transgender woman. Eighty-five percent (44) disclosed their attraction to men to friends that are not gay, lesbian, or bisexual. Eighty-seven percent (45) told their family members, while only two participants have not disclosed their attraction to men to anyone.

Table 3.1 Sexual Orientation and Disclosure of Detroit YMSM Participants

	TOTAL (n= 52)	
SEXUAL ORIENTATION		
Heterosexual	2	(4%)
Homosexual	31	(60%)
Bisexual	18	(34%)
Refused	1	(2%)
GENDER IDENTITY		
Male	51	(98%)
Transgender Female	1	(2%)
PERSON TOLD ABOUT		
ATTRACTION TO MEN*		
Gay, lesbian, bisexual friends	46	(88%)
Friends not gay, lesbian, bisexual	44	(85%)
Family members	45	(87%)
Nobody	2	(4%)
Unknown	5	(10%)

* Not mutually exclusive

Sex with Females Among Detroit YMSM Participants

Thirty-six (69%) of participants never had sex with a female. Thirty-one percent (16) of respondents acknowledged having had sex with a female but nine participants had zero partners in the past 12 months, only 14% (7) had sex with at least one female in the past 12 months. Of the YMSMs that had sex with a female within the past 12 months, most (6) described the female as being a casual partner (Table 3.2).

Table 3.2 Sex with Females Among Detroit YMSM Participants

	TOTAL (n=52)	
NUMBER FEMALE PARTNERS LAST 12 MONTHS		
Never had sex with a female	36	(69%)
0 Partners	9	(17%)
1 Partner	4	(8%)
2-4 Partners	3	(6%)
TYPE OF FEMALE PARTNERS (n=7)*		
Main	1	(14%)
Casual	6	(86%)
Exchange	1	(14%)
UNPROTECTED SEX IN PAST 12 MONTHS (n=7)		
Yes	2	(29%)
No	5	(71%)

* Not mutually exclusive

Sex with Males Among Detroit YMSM Participants

Age at first sexual encounter varied across participants. A little over half, 60% (31), of the participants' first male sexual debut had been within the year (2008-2009). Nineteen percent (10) experienced their first male sexual encounter three years prior to interview and 11% (6) four or more years. Most of the participants (83%) had between one and three male sexual partners within the past 12 months. Fifteen percent (8) reported between four and eight male sexual partners within the past 12 months. One participant reported having over 25 sexual partners (Table 3.3). After further data analysis, this participant reported the 25 sexual partners as exchange partners¹. Only four percent (2) of participants don't frequent places where gay men socialize or hang out. It appears that most of the participants haven't used the internet to search for sex partners in the past 12 months. Among participants, the youngest first male sexual debut reported was age ten (Table 3.4).

Table 3.3 Sex with Males Among Detroit YMSM Participants

	TOTAL (n=52)	
YEARS SINCE 1ST SEXUAL ENCOUNTER		
0-1 Year	31	(60%)
2 Years	5	(10%)
3 Years	10	(19%)
4 or more Years	6	(11%)
TOTAL NUMBER SEX PARTNERS LAST 12 MONTHS		
1 Partner	13	(25%)
2 Partners	17	(33%)
3 Partners	13	(25%)
4-8 Partners	8	(15%)
25 Partners	1	(2%)
HOW OFTEN GOES TO PUBLIC PLACES WHERE GAY MEN SOCIALIZE (e.g. BARS, CLUBS, PARKS, ETC.) PAST 12 MONTHS		
Don't go	2	(4%)
Daily	10	(20%)
Weekly	20	(38%)
Monthly	16	(31%)
Less than once a month	4	(7%)
HOW OFTEN USE INTERNET TO SEARCH FOR SEX PARTNERS PAST 12 MONTHS		
Don't use	38	(73%)
Daily	3	(6%)
Weekly	0	(0%)
Monthly	1	(2%)
Less than once a month	6	(12%)
Refused/Unknown	4	(7%)

¹ Exchange partner is a partner one has sex with in exchange for things like money or drugs.

Table 3.4 Age at First Male Sexual Encounter Among Detroit YMSM Participants

Age at First Male Sexual Encounter	Total (n=52)
10 years old	1 (2%)
13 years old	6 (11%)
14 years old	12 (23%)
15 years old	15 (29%)
16 years old	14 (27%)
17 years old	2 (4%)
18 years old	1 (2%)
Unknown	1 (2%)

Most Recent Male Sexual Partner of Detroit YMSM Participants

The questionnaire asks more specific questions related to their last or most recent sexual encounter (anal or oral). Seventy-one percent (37) were with their main partner² compared to 25% (13) who reported their last sexual encounter was with a casual partner³. Twenty-three percent (12) of HBSI participants have been with their most recent partner longer than a year (Table 3.5). The majority of participants did not report substance use before or during most recent sexual encounter. Twelve percent (6) used alcohol and four percent (2) engaged in marijuana use. Seventy-nine percent (41) of participants reported not having sex with other people while in a relationship with their partner (Table 3.5).

Table 3.5 Most Recent Male Sexual Partner of Detroit YMSM Participants

	TOTAL (n= 52)
TYPE OF SEXUAL PARTNER	
Main	37 (71%)
Casual	13 (25%)
Exchange	1 (2%)
Unknown	1 (2%)
LENGTH OF TIME TOGETHER	
0-5 Months	29 (56%)
6-11 Months	11 (21%)
1 Yr- < 2 Yrs.	5 (10%)
2Yrs or Longer	7 (13%)
RESPONDENTS SUBSTANCE USE BEFORE /DURING MOST RECENT SEXUAL ENCOUNTER*	
Alcohol	6 (12%)
Marijuana	2 (4%)
Other drug	1 (2%)
No substance use	44 (85%)
Unknown	1 (2%)
HAD SEX WITH OTHER PEOPLE WHILE IN RELATIONSHIP WITH PARTNER	
Yes	11 (21%)
No	41 (79%)
HAD ANAL SEX DURING MOST RECENT SEXUAL ENCOUNTER	
Yes	42 (81%)
No	10 (19%)

* Not mutually exclusive

² Main partner is a partner to whom one feels committed to above anyone else (e.g., boyfriend).

³ Casual partner is a partner to whom one does not feel committed or know very well.

Table 3.6 shows that among the 42 (81%) respondents who had anal sex during their last sexual encounter, almost three quarters (29) used a condom during anal sex the whole time compared to two YMSM using a condom part of the time and 11 YMSM not using a condom at all. However, ten respondents did not have anal sex during last sexual encounter.

Table 3.6 Protection During Most Recent Sexual Encounter

PROTECTION DURING MOST RECENT SEXUAL ENCOUNTER (n=42)		
Anal sex, condom used the whole time	29	(69%)
Anal sex, condom used part of the time	2	(5%)
Anal sex, did not use condom	11	(26%)

Most Recent Male Partner Characteristics

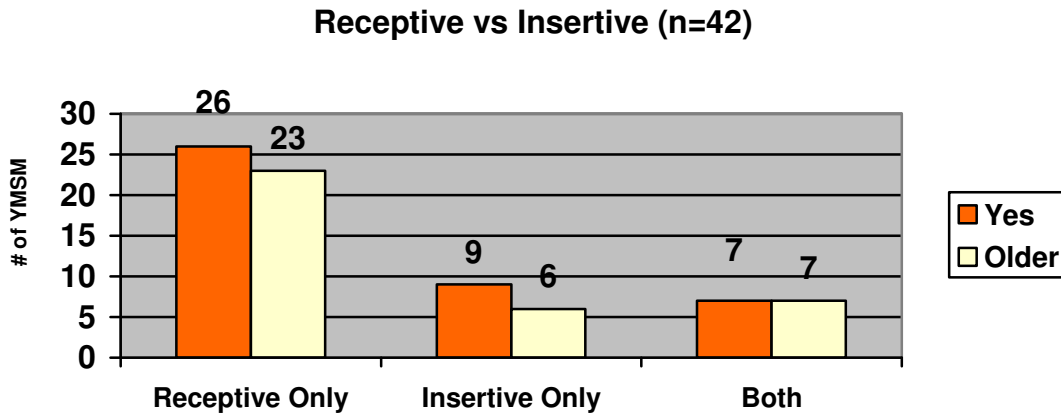
Eighty-one percent (42) of the YMSMs most recent sexual partner was older than the participant (Table 3.7). The age of the older partners varied from 16-29 years of age with one participant reporting their most recent sexual partner was between the ages of 30 and 35. The age difference between respondent and sexual partner varied from 1 to 3 years for two-thirds (28) of participants reporting an older partner. Sixty-two percent (32) reported their partner was HIV-negative and 35% (18) participants did not know their partner’s HIV status. No participant reported that their partner injected heroin, cocaine, speed or has used crack. Fifteen percent (8) were involved with partners that have been in jail for longer than 24 hours and 27% (14) of participants also reported that their partner probably did have sex with other people during their relationship.

After further analysis, Figure 3.8 shows that of the 42 participants who reported having anal sex, most (62%) had receptive only anal sex compared to 21% (9) who reported insertive anal sex only. Of the 26 participants that engaged in receptive only sex, 23 (88%) reported their partners being older. Seven participants (17%) reported having had both receptive and insertive anal sex during last sexual encounter.

Table 3.7 Most Recent Male Partner Characteristics

	TOTAL (n= 52)
PARTNER'S AGE*	
Younger	2 (4%)
Same Age	7 (13%)
Older	42 (81%)
16-19 years	19 (36%)
20-24 years	16 (30%)
25-29 years	6 (12%)
30-35 years	1 (2%)
Unknown	1 (2%)
AGE DIFFERENCE BETWEEN PARTICIPANT & OLDER PARTNER (n=42)	
1 Year	10 (23%)
2 Years	9 (21%)
3 Years	9 (21%)
4 years	3 (7%)
> 5 Years	11 (26%)
PARTNER'S HIV STATUS	
HIV- Negative	32 (62%)
HIV- Positive	1 (2%)
Don't Know Status	18 (35%)
PARTNER HAS INJECTED HEROIN, COCAINE OR SPEED	
Yes	0 (0%)
No	44 (85%)
Don't Know	6 (11%)
Unknown	2 (4%)
PARTNER HAS USED CRACK	
Yes	0 (0%)
No	47 (90%)
Don't Know	3 (6%)
Refused/Unknown	2 (4%)
PARTNER HAS BEEN IN PRISON/JAIL (longer than 24 hours)	
Yes	8 (15%)
No	38 (73%)
Refused	4 (8%)
Unknown	2 (2%)
PARTNER HAD SEX WITH OTHER PEOPLE DURING RELATIONSHIP	
Probably or definitely did	14 (27%)
Probably or definitely did NOT	37 (71%)
Don't know	1 (2%)

Figure 3.8 Receptive and Insertive Anal Sex During Last Sexual Encounter Among Detroit YMSM Participants Relative to Age of Partner (n=42)



Section 4 Alcohol and Drug Use

Almost two-thirds (65%) of participants reported alcohol use in the last 12 months (Table 4.1). Twenty-three percent (12) of YMSMs drank alcohol one day in the last 30 days and 13% (7) drank two or more days; 35% (18) were non-drinkers in the past 12 months. The majority (98%) of participants never injected drugs; 12 (23%) reported using marijuana, and one participant reported using painkillers non-medically.

Table 4.1 Drug Use Among Detroit YMSM Participants

	TOTAL (n=52)
ALCOHOL (LAST 12 MTHS)	
Yes	34 (65%)
No	18 (35%)
HOW MANY DAYS HAD A DRINK IN THE LAST 30 DAYS	
0 days	10 (19%)
1 day	12 (23%)
2-3 days	7 (13%)
4 or more days	5 (10%)
Non-drinker	18 (35%)
EVER INJECTED DRUGS	
Yes	1 (2%)
No	51 (98%)
USED NON-INJECTION DRUGS LAST 12 MONTHS	
Yes	12 (23%)
No	40 (77%)
ALL NON-INJECTED DRUG(S)*	
Painkillers (Oxycontin, Vicodin)	1 (2%)
Marijuana	12 (23%)

* Not mutually exclusive

Section 5 HIV Testing Behaviors

HIV Testing Among Detroit YMSM Participants

Sixty-five percent (34) had ever had an HIV test. Of these, only one participant hadn't taken an HIV test in the past two years. Eighty-eight percent (30) of participants most recent test result was negative, two participants tested positive and two participants didn't get test results (Table 5.1). This sample of YMSM utilized various facilities to get testing. Affirmations and R.E.C. Boyz were the most highly utilized facilities (58%). Among the top reasons reported for getting tested were "tested to be sure HIV negative" (91%) and "regularly get tested" (50%). Forty-four percent (15) tested anonymously and for 65% (22) their most recent HIV test was conducted using rapid testing.

Table 5.1 HIV Testing Among Detroit YMSM Participants

EVER HIV TESTED	TOTAL		Total (n=34)
Yes	34 (65%)	→	NUMBER HIV TESTED PAST 2 YRS*
No	17 (33%)		0 tests 1 (3%)
Don't Know	1 (2%)		1 test 13 (38%)
Total	52 (100%)		2 tests 9 (26%)
			3-4 tests 9 (26%)
			5 or more tests 2 (6%)
			MOST RECENT TEST RESULT
			Positive 2 (6%)
			Negative 30 (88%)
			Didn't Get Results 2 (6%)
			WHERE MOST RECENT HIV TEST
			Affirmations 11 (32%)
			R.E.C. Boyz 9 (26%)
			Hospital/ Doctor's Office/ ER 3 (9%)
			HIV Mobile Unit 3 (9%)
			HIV CTS/ Public Health Clinic 4 (12%)
			Don't Know 4 (12%)
			ALL THE REASONS WHY MOST RECENT TEST**
			Just Checking to Be Sure Negative 31 (91%)
			Health Care Provider Recommended 4 (12%)
			Regularly Tested 17 (50%)
			Worried About Recent Exposure 5 (15%)
			MOST RECENT TEST ANONYMOUS
			Yes 15 (44%)
			No 16 (47%)
			Don't Know/Unknown 3 (9%)
			MOST RECENT TEST WAS A RAPID TEST
			Yes 22 (65%)
			No 11 (32%)
			Don't Know 1 (3%)

* Due to rounding, percentages may not add up to 100%

** Not mutually exclusive

Reasons for Not Testing for HIV Among Detroit YMSM Participants

There are various reasons why a third (17) of participants hadn't taken an HIV test (see Table 5.2). Less than half (8) think they are at low risk, while six participants reported being afraid of finding out they are HIV positive. The two main reasons reported are 'afraid of finding out' (4) and think they have low risk (3). However, 5 respondents did not report a main reason.

Table 5.2 Reasons for Not Testing for HIV Among Detroit YMSM Participants

ALL REASONS WHY HAVEN'T TESTED		
PAST 12 MTHS (n=17)*		
Think low risk	8	(47%)
No time	4	(24%)
Afraid of finding out	6	(35%)
Afraid of someone finding out	6	(35%)
No transportation	3	(18%)
Don't know where to get tested	4	(24%)
Worried name reported to gov't	2	(12%)
Afraid of losing job, insurance, or housing	2	(12%)
Don't like needles	5	(29%)
MAIN REASON WHY HAVEN'T TESTED		
PAST 12 MTHS (n=17)		
Afraid of finding out	4	(23%)
Think low risk	3	(18%)
No time	1	(6%)
Afraid of someone finding out	2	(12%)
No transportation	1	(6%)
Don't like needles	1	(6%)
No main reason given	5	(29%)

* Not mutually exclusive

Section 6 Health Care and Health Characteristics of Detroit YMSM Participants

Health Characteristics

Two-thirds (36) of participants reported they currently have health insurance (Table 6.1). Insurance types varied from private health insurance to Medicare/Medicaid. Forty participants (77%) had a health care visit within the past 12 months. At the time of service, 11 (21%) of participants were offered an HIV test. No one reported being diagnosed with hepatitis, syphilis, gonorrhea, chlamydia, or herpes. However, two participants reported testing positive for a STD that is not in the aforementioned group.

Table 6.1 Health Characteristics of Detroit YMSM Participants

	TOTAL (n= 52)	
HAS CURRENT HEALTH INSURANCE		
Yes, current health insurance	36	(69%)
No, no current health insurance	14	(27%)
Don't Know	2	(4%)
TYPE OF HEALTH INSURANCE (all that apply)*		
Private Insurance	14	(27%)
Medicaid	18	(37%)
Medicare	2	(4%)
Other Type	6	(12%)
HEALTH CARE VISIT PAST 12 MTHS		
Yes	40	(77%)
No	12	(23%)
HIV TEST OFFERED AT VISIT		
Yes	11	(21%)
No	29	(56%)
No Visit Past 12 Months	12	(23%)
EVER DIAGNOSED WITH HEPATITIS		
Yes	0	(0%)
No	51	(98%)
Don't Know	1	(2%)
DIAGNOSED WITH STD PAST 12 MTHS		
Yes	2	(4%)
No	50	(96%)
TYPE OF STD (all that apply)		
Syphilis	0	(0%)
Gonorrhea	0	(0%)
Chlamydia	0	(0%)
Herpes (HSV)	0	(0%)
Other	2	(4%)

* Not mutually exclusive

Prevention Service Utilization Among Detroit YMSM Participants

Thirty- seven (71%) YMSMs received free condoms in the past year and thirty-two (86%) YMSMs used the free condoms. Less than half of YMSM respondents reported having a discussion with an outreach worker (24) or in group sessions (18) about ways to prevent HIV, excluding counseling sessions as part of an HIV test (Table 6.2).

Table 6.2 Prevention Service Utilization Among Detroit YMSM Participants

	TOTAL (n=52)	
RECEIVED FREE CONDOMS PAST 12 MONTHS		
Yes	37	(71%)
Picked up by someone else	12	(32%)
Picked up by self	18	(49%)
Both (picked up by self and others)	7	(19%)
No	15	(29%)
PARTICIPANT USED FREE CONDOMS		
Yes	32	(86%)
No	4	(11%)
Unknown	1	(3%)
DISCUSSED HIV PREVENTION WITH OUTREACH WORKER		
Yes	24	(46%)
No	28	(54%)
DISCUSSED HIV PREVENTION IN GROUP SESSION		
Yes	18	(35%)
No	34	(65%)

Discussion

The purpose of the HIV Behavioral Surveillance Interview is to gain insight into the YMSM population since there is an emerging HIV epidemic among this group. HBSI participants were recruited based on convenience sampling. Although participants were recruited from three organizations known to provide support to the LGBT community, data analysis of HBSI does not represent all YMSMs in the metro Detroit area nor all MSM attending these organizations. Moreover, because of the small sample size, HBSI results are not generalizable.

REFERENCES

Michigan Department of Community Health Bureau of Epidemiology, HIV/STD/VH/TB Epidemiology Section (July 2009). *Annual Review of HIV Trends in Michigan 2003-2007*. http://www.michigan.gov/documents/mdch/MIRreport09_Final_286966_7.pdf

Weston, Kath (1997). *Families We Choose: Lesbians, Gays, Kinship*. New York: Columbia University Press