

Infant, Neonatal and Post-Neonatal Mortality Rates Michigan 2010-2020

Prepared by Maternal and Child Health (MCH) Epidemiology Section,
Michigan Department of Health and Human Services (MDHHS)
Data source: Michigan resident live birth files (03/17/22) and infant mortality files (12/16/21),
Division for Vital Records and Health Statistics, MDHHS
September 2022

Infant Mortality Rate

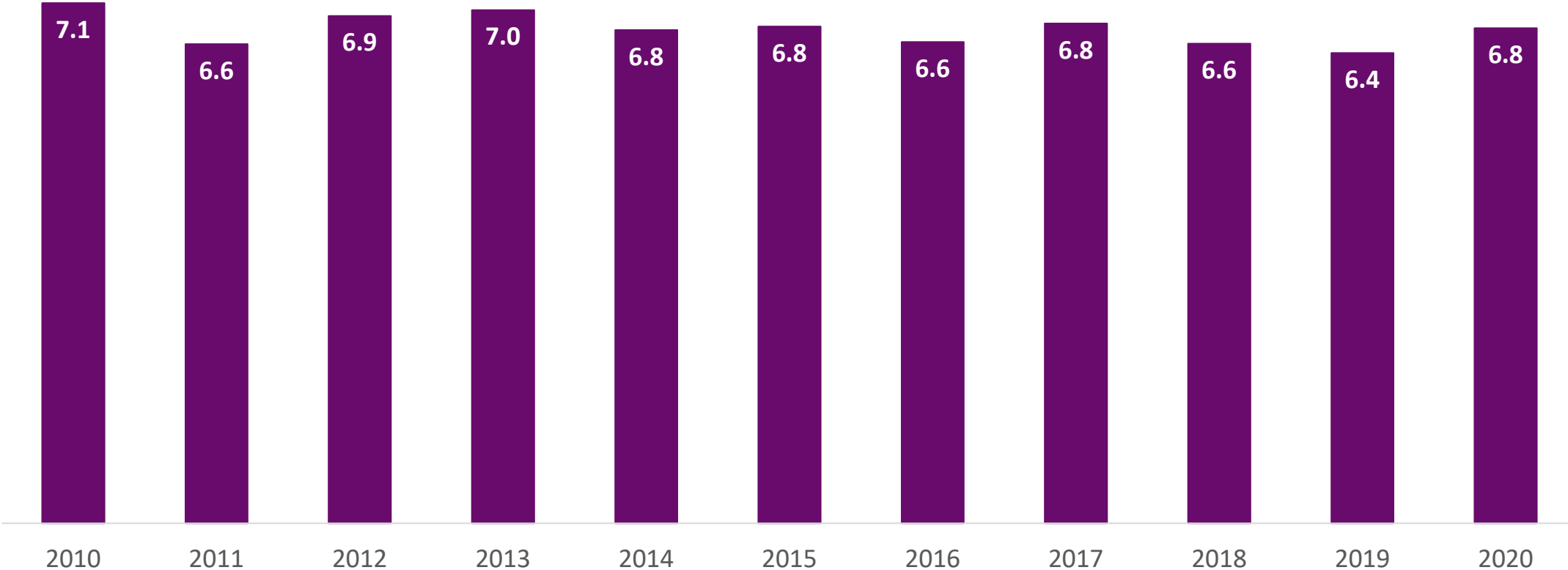
Michigan

2010-2020

Infant mortality is defined as a death of a baby before his or her first birthday and is expressed as a rate per 1,000 live births.

Infant Mortality Rate Michigan, 2010-2020

Infant mortality is defined as a death of a baby before his or her first birthday and is expressed as a rate per 1,000 live births.



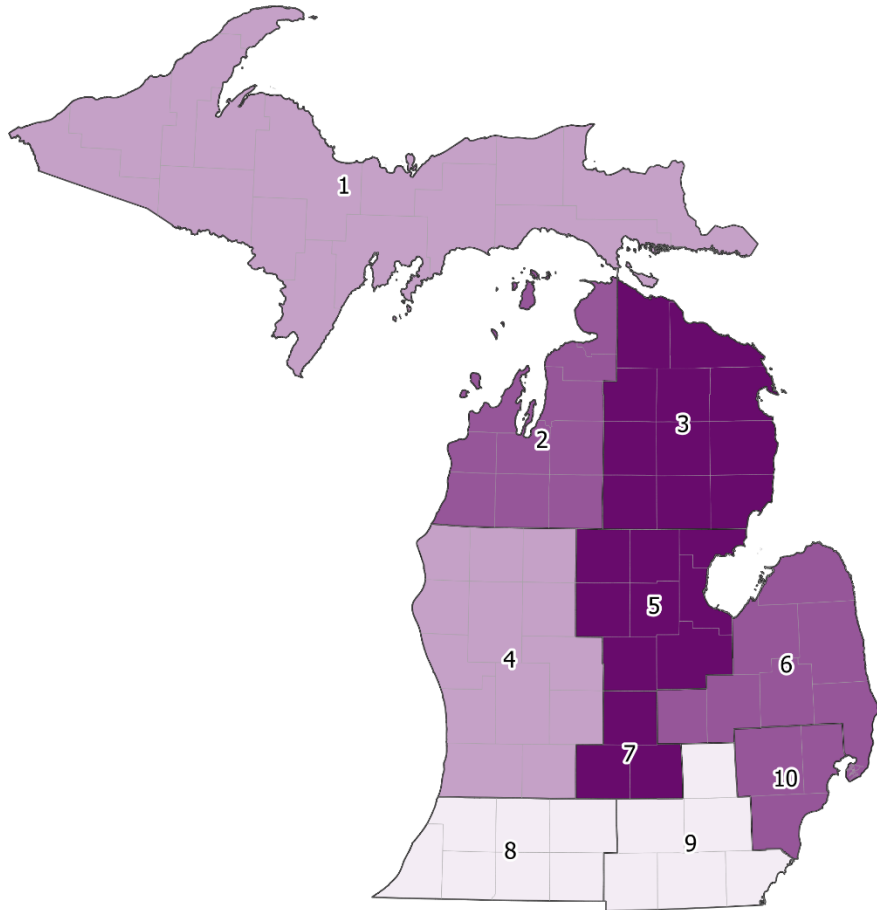
Infant Mortality Rate by Maternal Race/Ethnicity, 2020

Infant mortality is defined as a death of a baby before his or her first birthday and is expressed as a rate per 1,000 live births.

Maternal Race	# Infant Deaths	# Live Births	Infant Mortality Rate (per 1,000 Live Births)
Overall	706	104,149	6.8
White Non-Hispanic	362	70,113	5.2
Black Non-Hispanic	260	19,180	13.6
Hispanic	35	7,141	4.9
American Indian	DNS	403	DNS
Asian/Pacific Islander	17	4,279	4.0

Infant Mortality Rate by Prosperity Region, 2020

Infant mortality is defined as a death of a baby before his or her first birthday and is expressed as a rate per 1,000 live births.



	# Infant Deaths	# Live Births	Rate per 1,000 Live Births
Overall	706	104,149	6.8
Region 1	16	2,489	6.4
Region 2	19	2,680	7.1
Region 3	13	1,613	8.1
Region 4	110	18,104	6.1
Region 5	45	5,333	8.4
Region 6	57	8,433	6.8
Region 7	36	4,653	7.7
Region 8	45	8,298	5.4
Region 9	52	9,660	5.4
Region 10	313	42,878	7.3

Neonatal Infant Mortality Rate

Michigan

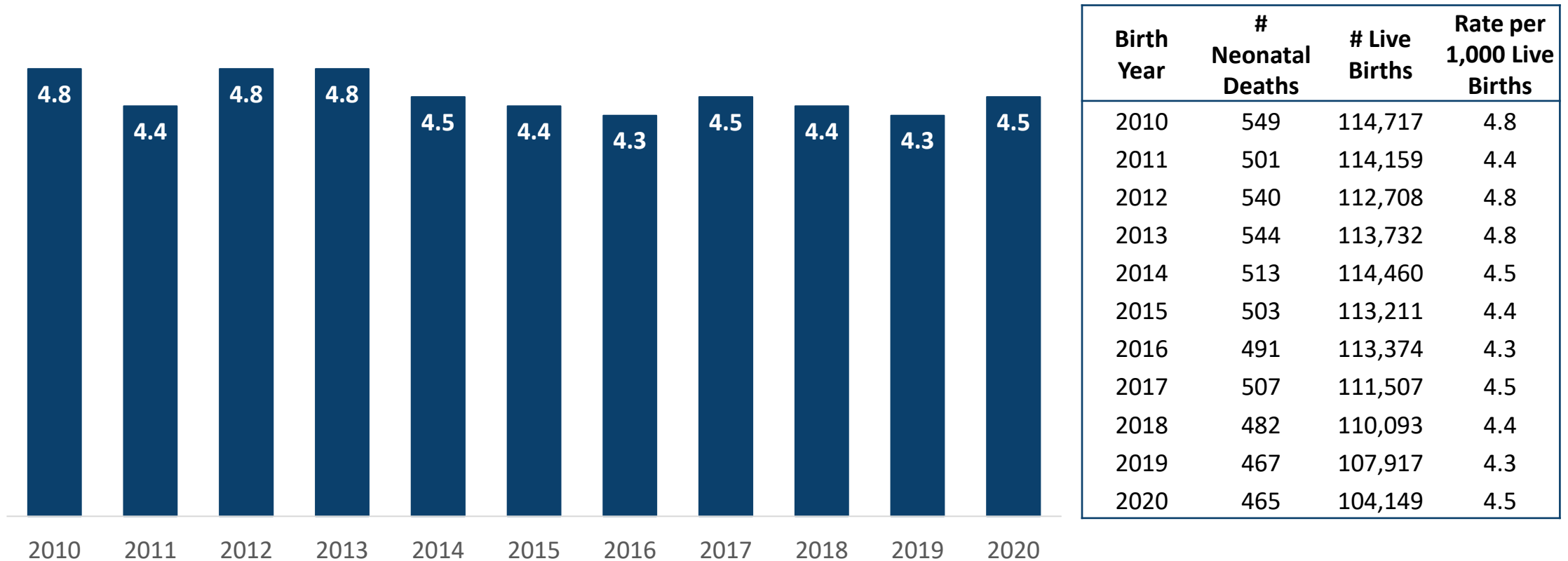
2010-2020

Neonatal infant mortality is defined as the death of a live-born infant during the first 27 days of life.

Neonatal Infant Mortality Rate Michigan, 2010-2020

Neonatal infant mortality is defined as the death of a live-born infant during the first 27 days of life.

Neonatal Infant Mortality Rate per 1,000 Live Births



Neonatal Infant Mortality Rate by Maternal Race/Ethnicity, Michigan, 2020

Neonatal infant mortality is defined as the death of a live-born infant during the first 27 days of life.

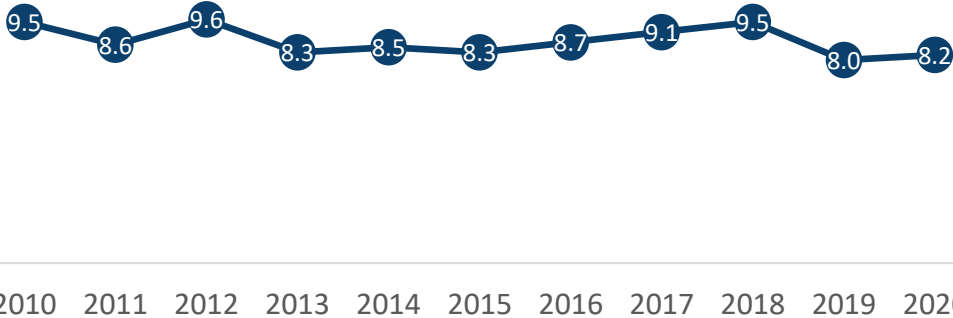
Maternal Race	# Neonatal Deaths	# Live Births	Neonatal Infant Mortality Rate (NIMR) per 1,000 Live Births	
Michigan	465	104,149	4.5	4.5
White Non-Hispanic	251	70,113	3.6	3.6
Black Non-Hispanic	157	19,180	8.2	8.2
Hispanic	27	7,141	3.8	3.8
American Indian	DNS	403	DNS	Data Not Sufficient (DNS): 0<N<6
Asian/Pacific Islander	13	4,279	3.0	3.0

Neonatal Infant Mortality Rate by Maternal Race/Ethnicity, Michigan, 2010-2020

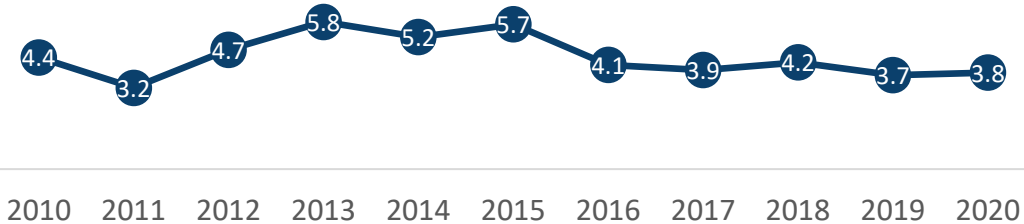
Neonatal infant mortality is defined as the death of a live-born infant during the first 27 days of life.

Neonatal Infant Mortality Rate per 1,000 Live Births

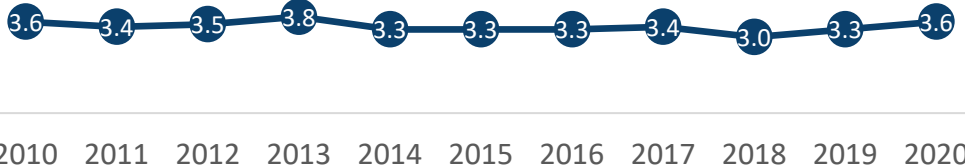
Black Non-Hispanic



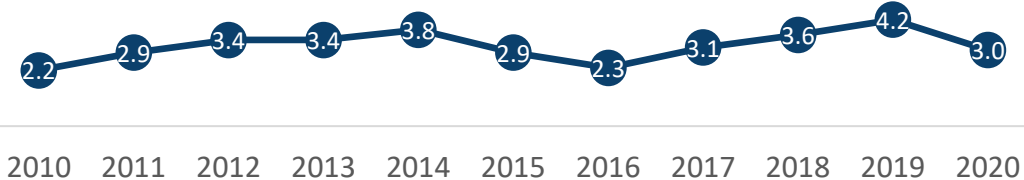
Hispanic



White Non-Hispanic

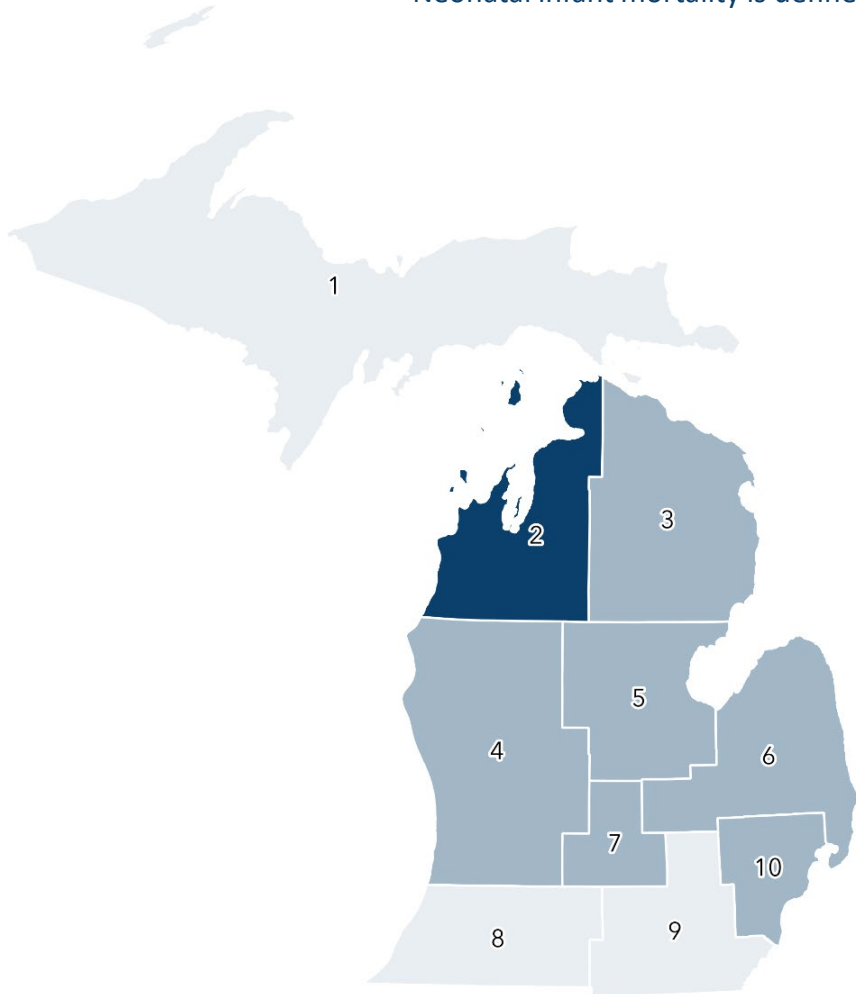


Asian-Pacific Islander



Neonatal Infant Mortality Rate by Prosperity Region, Michigan, 2020

Neonatal infant mortality is defined as the death of a live-born infant during the first 27 days of life.



Region	# Neonatal Deaths	# Live Births	Rate per 1,000 Live Births
Michigan	465	104,149	4.5
1	9	2,489	3.6
2	18	2,680	6.7
3	9	1,613	5.6
4	80	18,104	4.4
5	26	5,333	4.9
6	36	8,433	4.3
7	22	4,653	4.7
8	23	8,298	2.8
9	35	9,660	3.6
10	207	42,878	4.8

Neonatal Infant Mortality Rate by Prosperity Region, Michigan, 2010-2020

Neonatal infant mortality is defined as the death of a live-born infant during the first 27 days of life.

Average Neonatal Infant Mortality Rate per 1,000 Live Births



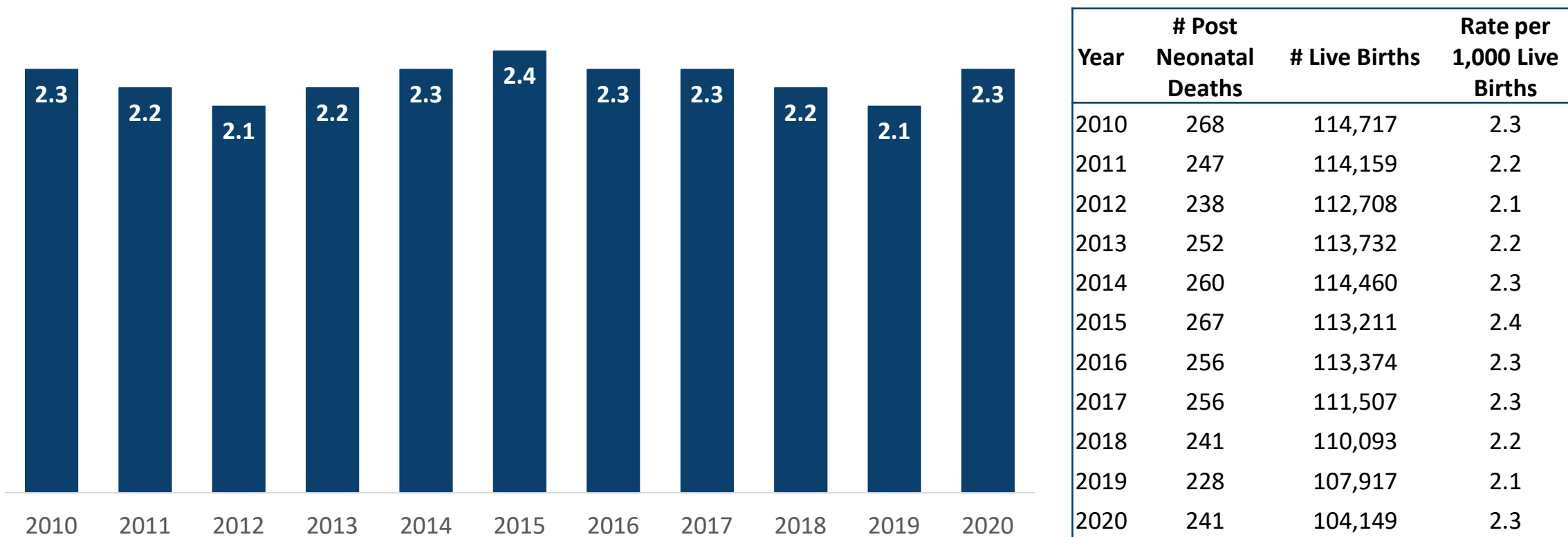
Post-Neonatal Infant Mortality Rate Michigan 2010-2020

Post-neonatal infant mortality is defined as the death of an infant between 28 days and <1 year of life.

Post-neonatal Infant Mortality Rate Michigan, 2010-2020

Post-neonatal infant mortality is defined as the death of an infant between 28 days and <1 year of life.

Post-Neonatal Infant Mortality Rate per 1,000 Live Births



Post-neonatal Infant Mortality Rate by Maternal Race/Ethnicity, Michigan, 2020

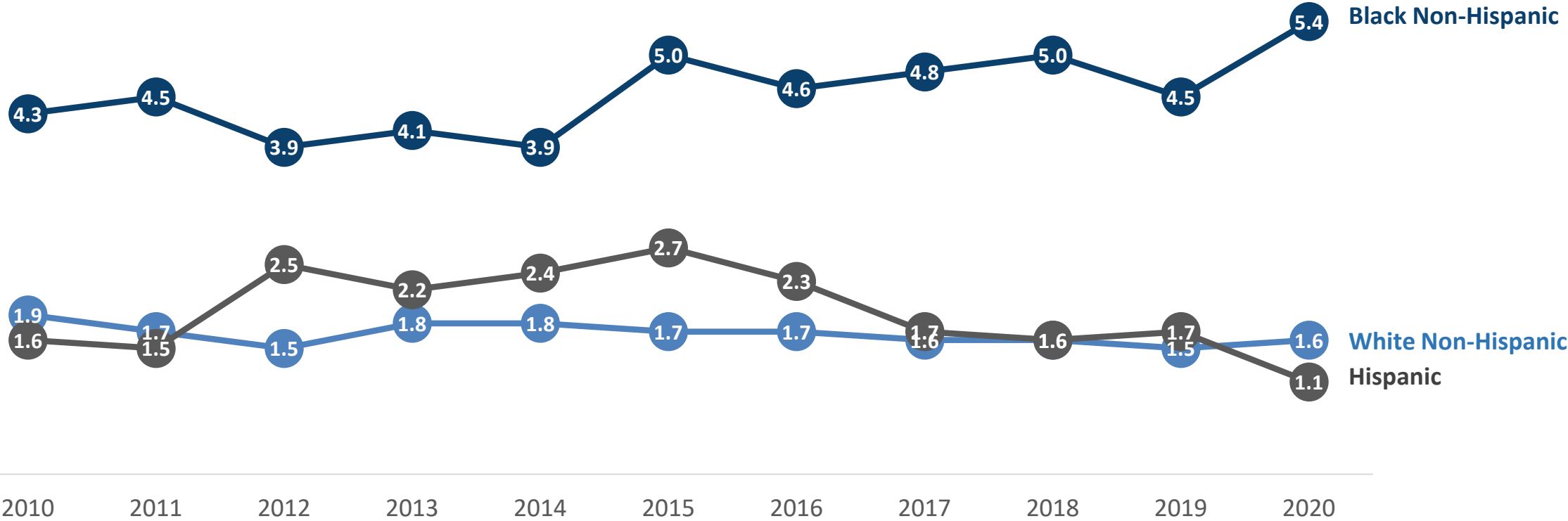
Post-neonatal infant mortality is defined as the death of an infant between 28 days and <1 year of life.

Maternal Race	# Post Neonatal Deaths	# Live Births	Post Neonatal Mortality Rate (PNIMR) per 1,000 Live Births	
Michigan	241	104,149	2.3	2.3
White Non-Hispanic	111	70,113	1.6	1.6
Black Non-Hispanic	103	19,180	5.4	5.4
Hispanic	8	7,141	1.1	1.1
American Indian	0	403	0	
Asian/Pacific Islander	DNS	4,279	DNS	Data Not Sufficient (DNS): 0<N<6

Post-neonatal Infant Mortality Rate by Maternal Race/Ethnicity, Michigan, 2010-2020

Post-neonatal infant mortality is defined as the death of an infant between 28 days and <1 year of life.
Data for other race/ethnicity groups excluded if N<6

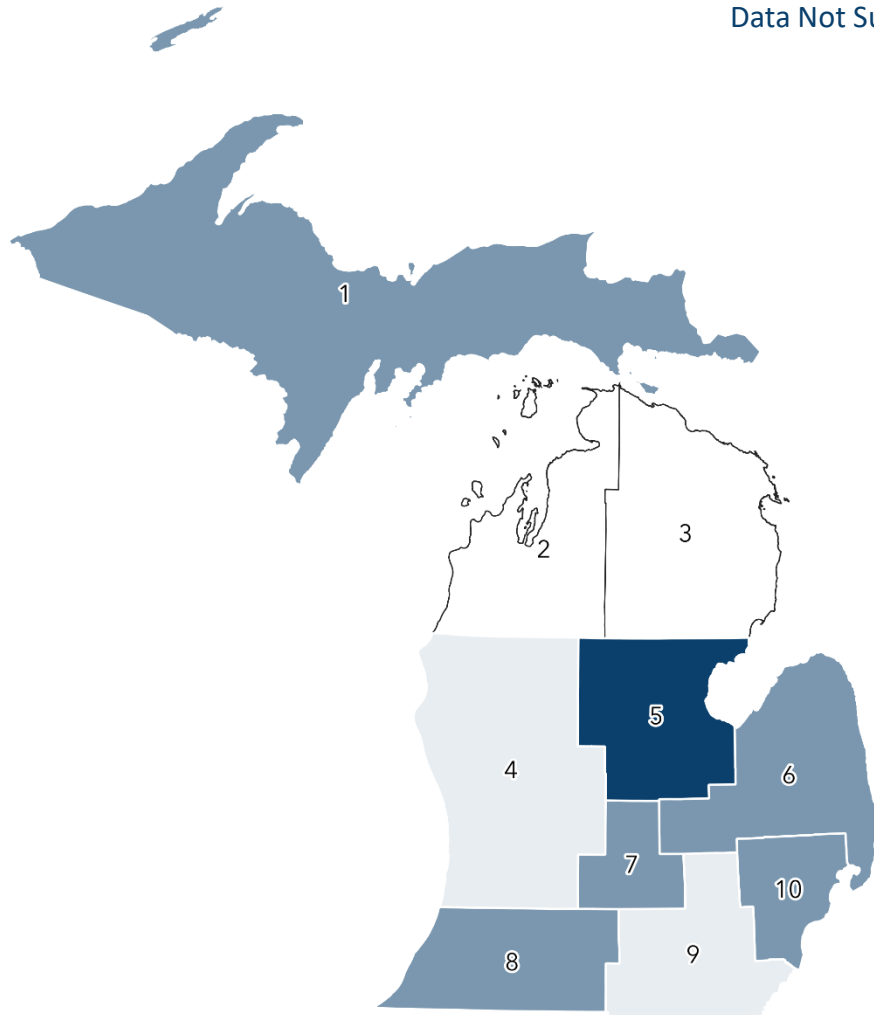
Post Neonatal Infant Mortality Rate per 1,000 Live Births



Post-neonatal Infant Mortality Rate by Prosperity Region, Michigan, 2020

Post-neonatal infant mortality is defined as the death of an infant between 28 days and <1 year of life.

Data Not Sufficient (DNS): 0<N<6



Region	# Post Neonatal Deaths	# Live Births	Rate per 1,000 Live Births
Michigan	241	104,149	2.3
Region 1	7	2,489	2.8
Region 2	DNS	2,680	DNS
Region 3	DNS	1,613	DNS
Region 4	30	18,104	1.7
Region 5	19	5,333	3.6
Region 6	21	8,433	2.5
Region 7	14	4,653	3.0
Region 8	22	8,298	2.7
Region 9	17	9,660	1.8
Region 10	106	42,878	2.5

Post-neonatal Infant Mortality Rate by Prosperity Region, Michigan, 2020

Post-neonatal infant mortality is defined as the death of an infant between 28 days and <1 year of life.

Average Post - Neonatal Infant Mortality Rate per 1,000 Live Births

