

Infant Mortality, Neonatal and Postneonatal Mortality Rates Michigan 2012-2021

Prepared by Haifa Haroon (haroonh@michigan.gov), Maternal and Child Health (MCH) Epidemiology Section,
Michigan Department of Health and Human Services (MDHHS)

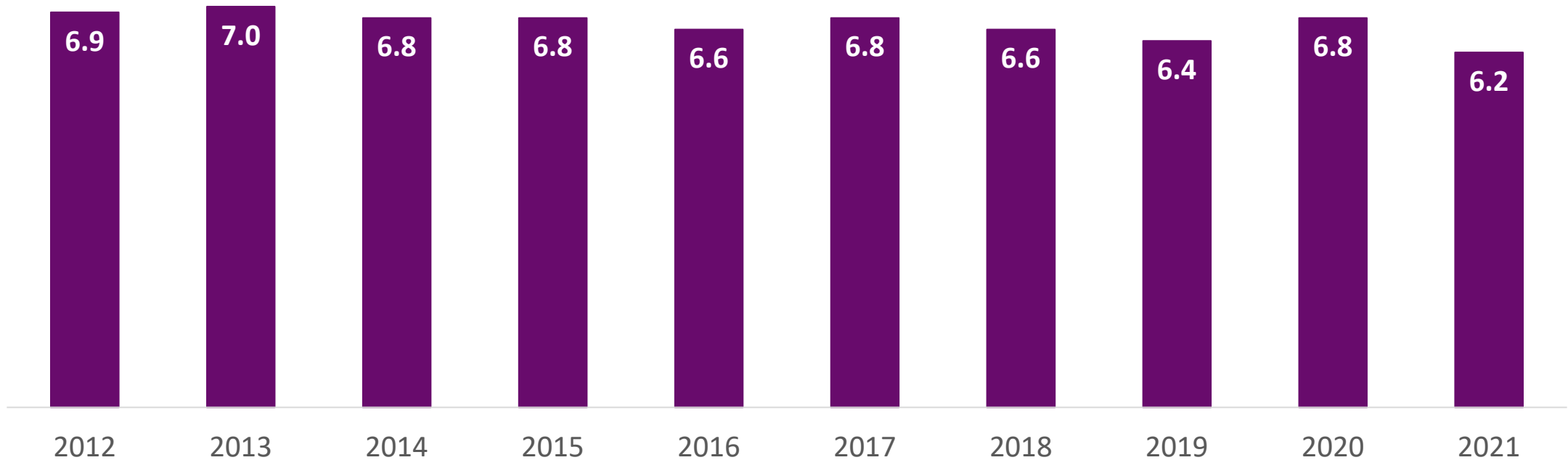
Data source: Michigan resident live birth files (10/06/22) and infant mortality files (11/03/22),
Division for Vital Records and Health Statistics, MDHHS

Infant Mortality Rate Michigan 2012-2021

Infant mortality is defined as a death of a baby before his or her first birthday and is expressed as a rate per 1,000 live births.

Infant Mortality Rate, 2012-2021

Infant mortality is defined as a death of a baby before his or her first birthday and is expressed as a rate per 1,000 live births.



Infant Mortality Rate by Maternal Race/Ethnicity, 2021

Infant mortality is defined as a death of a baby before his or her first birthday and is expressed as a rate per 1,000 live births.

Maternal Race	# Infant Deaths	# Live Births	Infant Mortality Rate (per 1,000 Live Births)
Overall	656	105,022	6.2
White Non-Hispanic	314	72,071	4.4
Black Non-Hispanic	247	18,175	13.6
Hispanic	46	7,056	6.5
American Indian	0<N<6	409	Data Not Sufficient
Asian/Pacific Islander	21	3,653	5.7

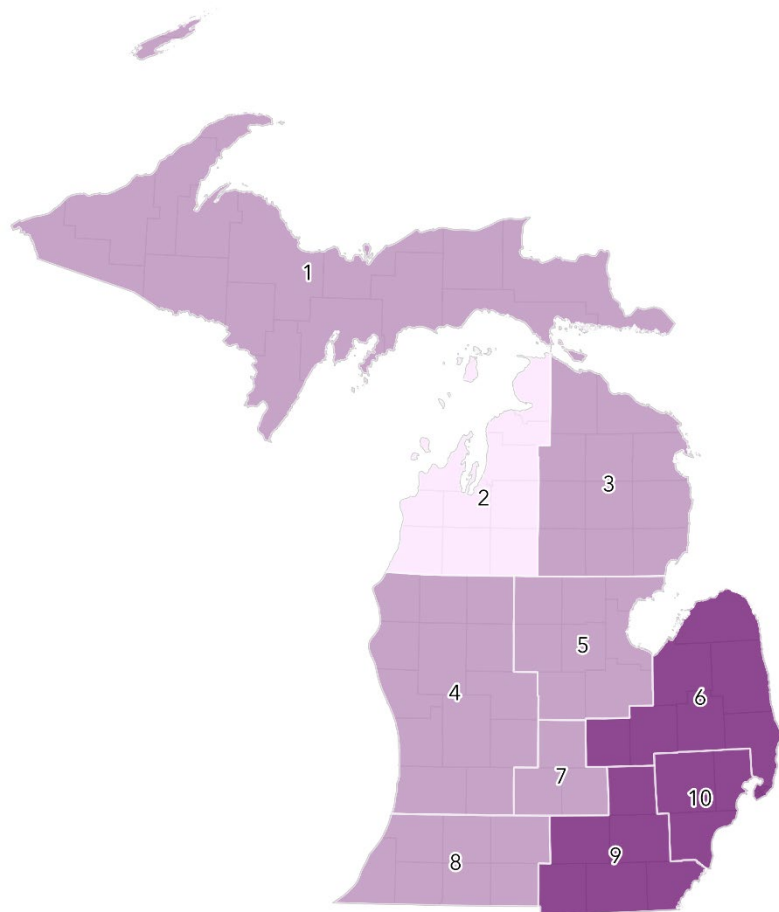
Infant Mortality by Race/Ethnicity Michigan, 2017-2021

Infant mortality is defined as a death of a baby before his or her first birthday and is expressed as a rate per 1,000 live births. Data on this slide is aggregated over 5 years.
More than 1 race: American Indian or Alaskan Native *and* another race; included only if AI/AN were reported first.

	# Live Births	# Infant Deaths	Infant Mortality Rate per 1,000 Live Births
#1: Maternal Race: American Indian & Non-Hispanic	1,985	11	5.5
#2: Maternal Race: American Indian or more than once race*	3,562	20	5.6
#3: Maternal Race: American Indian or more than once race* <i>OR</i> Paternal Race: American Indian or more than once race*	5,728	30	5.2

Infant Mortality Rate by Prosperity Region, 2021

Infant mortality is defined as a death of a baby before his or her first birthday and is expressed as a rate per 1,000 live births.



	# Infant Deaths	# Live Births	Rate per 1,000 Live Births
Overall	656	105,022	6.2
Region 1	15	2,585	5.8
Region 2	8	2,776	2.9
Region 3	8	1,714	4.7
Region 4	82	18,253	4.5
Region 5	25	5,459	4.6
Region 6	61	8,527	7.2
Region 7	25	4,651	5.4
Region 8	49	8,364	5.9
Region 9	68	9,663	7.0
Region 10	315	43,025	7.3

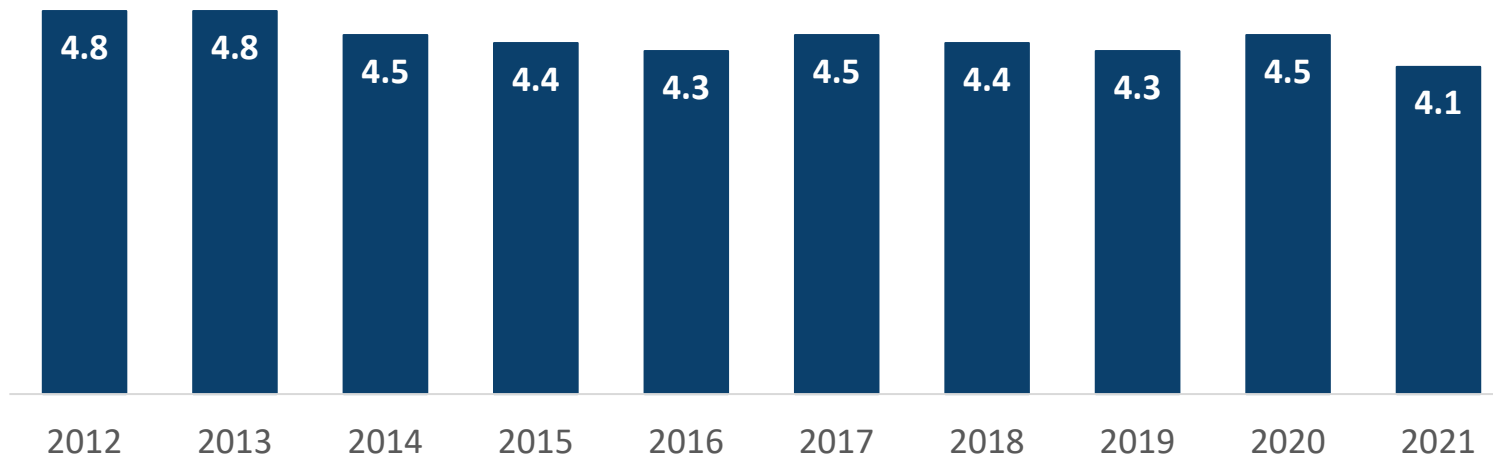
Neonatal Mortality Rate Michigan 2012-2021

Neonatal mortality is defined as the death of a live-born infant during the first 27 days of life.

Neonatal Mortality Rate Michigan, 2012-2021

Neonatal mortality is defined as the death of a live-born infant during the first 27 days of life.

Neonatal Mortality Rate per 1,000 Live Births



Birth Year	# Neonatal Deaths	# Live Births	Rate per 1,000 Live Births
2012	540	112,708	4.8
2013	544	113,732	4.8
2014	513	114,460	4.5
2015	503	113,211	4.4
2016	491	113,374	4.3
2017	507	111,507	4.5
2018	482	110,093	4.4
2019	467	107,917	4.3
2020	465	104,149	4.5
2021	433	105,022	4.1

Neonatal Mortality Rate by Maternal Race/Ethnicity, Michigan, 2021

Neonatal mortality is defined as the death of a live-born infant during the first 27 days of life.

Maternal Race	# Neonatal Deaths	# Live Births	Neonatal Mortality Rate (NIMR) per 1,000 Live Births
Michigan	433	105,022	4.1
White Non-Hispanic	215	72,071	3.0
Black Non-Hispanic	152	18,175	8.4
Hispanic	26	7,056	3.7
American Indian	0	409	0.0
Asian/Pacific Islander	19	3,653	5.2

Birth Outcomes by Race/Ethnicity Michigan, 2017-2021

Neonatal mortality is defined as the death of a live-born infant during the first 27 days of life. Data on this slide is aggregated over 5 years.
More than 1 race: American Indian or Alaskan Native *and* another race; included only if AI/AN were reported first.

	# Live Births	# Infant Deaths	# Neonatal Infant Deaths	Infant Mortality per 1,000 Live Births	Neonatal Mortality per 1,000 Live Births
#1: Maternal Race: American Indian & Non-Hispanic	1,985	11	6	5.5	3.0
#2: Maternal Race: American Indian or more than once race*	3,562	20	9	5.6	2.5
#3: Maternal Race: American Indian or more than once race* <i>OR</i> Paternal Race: American Indian or more than once race*	5,728	30	13	5.2	2.3

Neonatal Mortality Rate by Maternal Race/Ethnicity, Michigan, 2012-2021

Neonatal mortality is defined as the death of a live-born infant during the first 27 days of life.

Neonatal Mortality Rate per 1,000 Live Births

Black Non-Hispanic



2012 2013 2014 2015 2016 2017 2018 2019 2020 2021

Hispanic



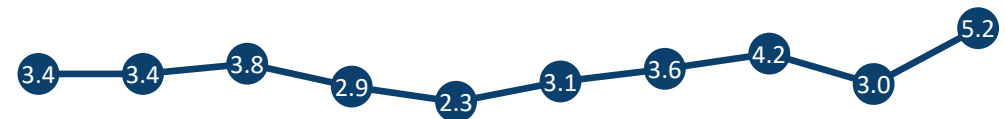
2012 2013 2014 2015 2016 2017 2018 2019 2020 2021

White Non-Hispanic



2012 2013 2014 2015 2016 2017 2018 2019 2020 2021

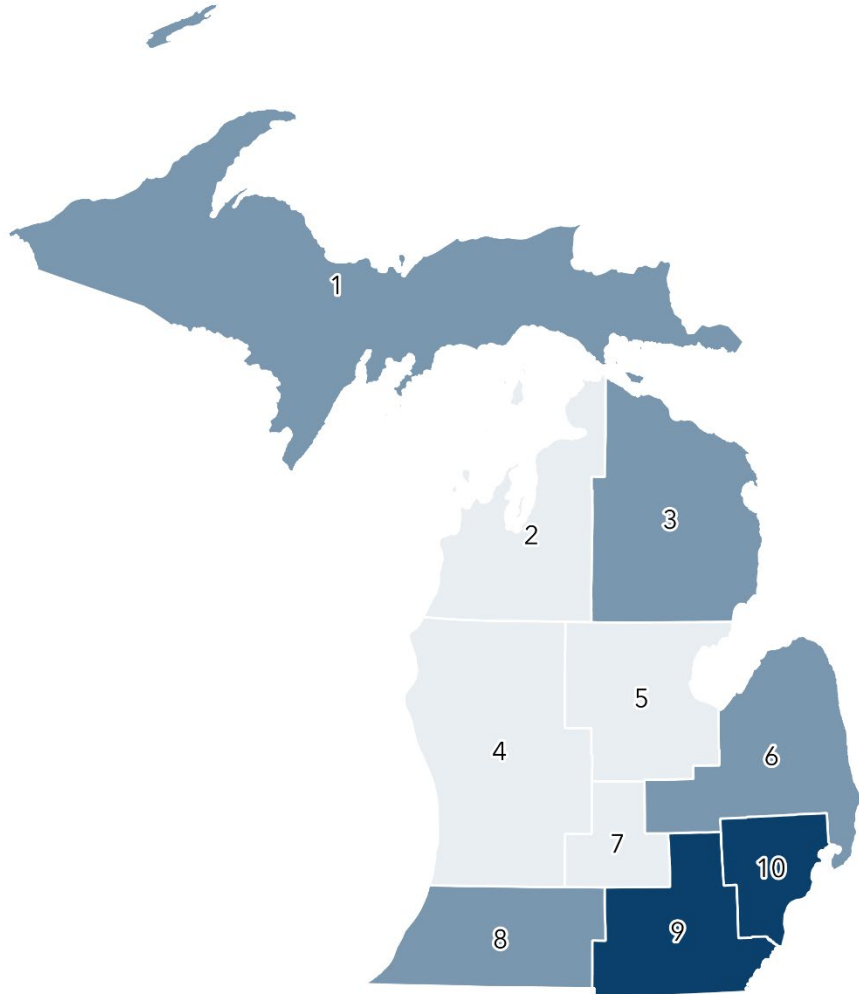
Asian-Pacific Islander



2012 2013 2014 2015 2016 2017 2018 2019 2020 2021

Neonatal Mortality Rate by Prosperity Region, Michigan, 2021

Neonatal mortality is defined as the death of a live-born infant during the first 27 days of life.

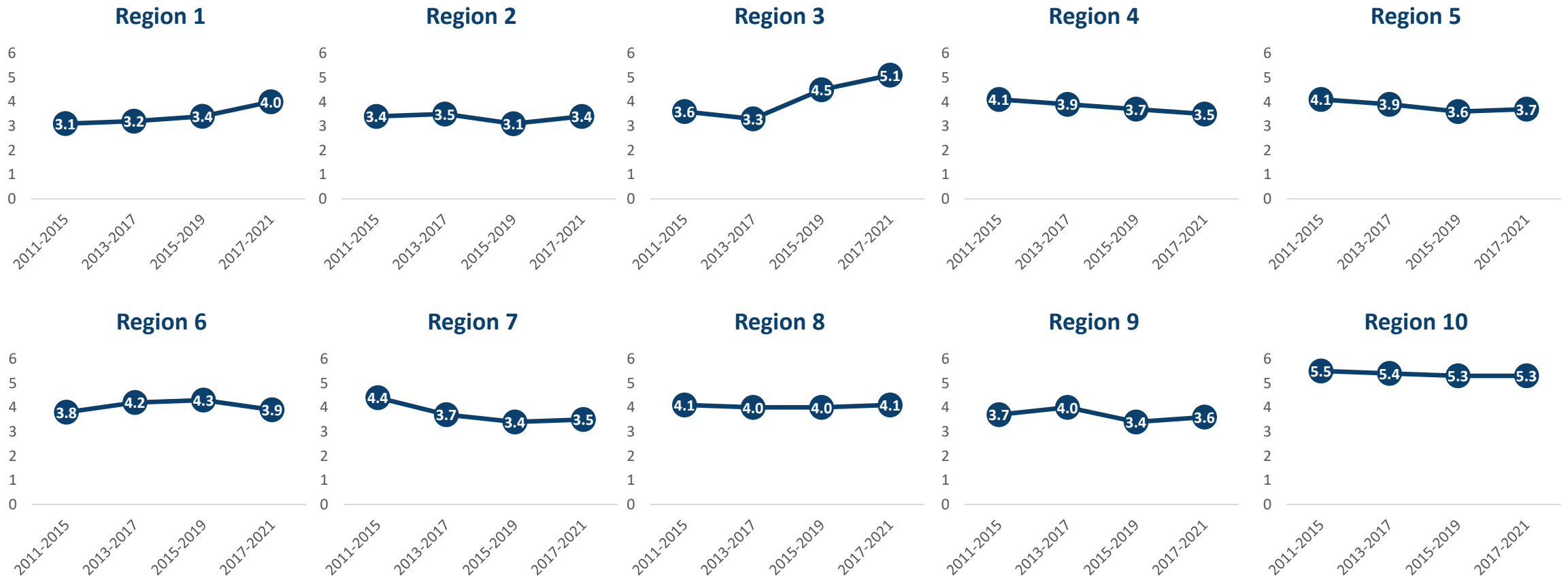


Region	# Neonatal Deaths	# Live Births	Rate per 1,000 Live Births
Michigan	433	105,022	4.1
1	11	2,585	4.3
2	7	2,776	2.5
3	7	1,714	4.1
4	51	18,253	2.8
5	16	5,459	2.9
6	33	8,527	3.9
7	11	4,651	2.4
8	32	8,364	3.8
9	47	9,663	4.9
10	218	43,025	5.1

Neonatal Mortality Rate by Prosperity Region, Michigan, 2012-2021

Neonatal mortality is defined as the death of a live-born infant during the first 27 days of life.

Average Neonatal Mortality Rate per 1,000 Live Births



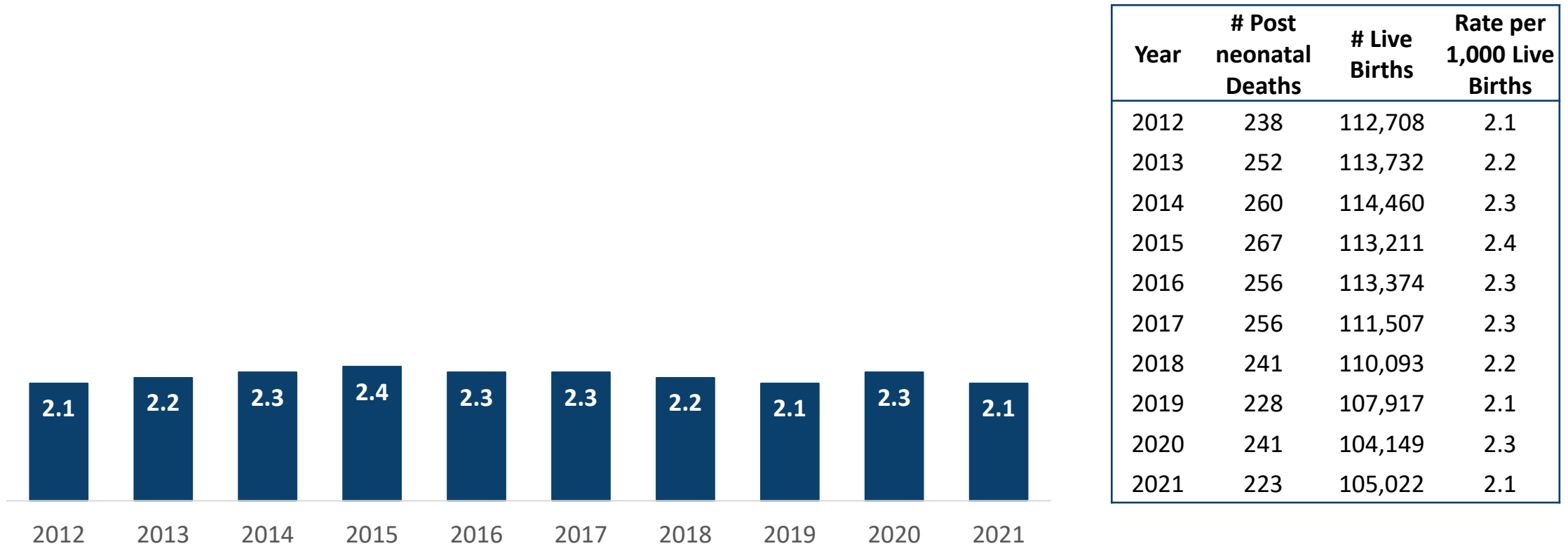
Postneonatal Mortality Rate Michigan 2012-2021

Postneonatal mortality is defined as the death of an infant between 28 days and <1 year of life.

Postneonatal Mortality Rate Michigan, 2012-2021

Postneonatal mortality is defined as the death of an infant between 28 days and <1 year of life.

Postneonatal Mortality Rate per 1,000 Live Births



Postneonatal Mortality Rate by Maternal Race/Ethnicity, Michigan, 2021

Postneonatal mortality is defined as the death of an infant between 28 days and <1 year of life.

Maternal Race	# Post neonatal Deaths	# Live Births	Postneonatal Mortality Rate (PNIMR) per 1,000 Live Births	
Michigan	223	105,022	2.1	2.1
White Non-Hispanic	99	72,071	1.4	1.4
Black Non-Hispanic	95	18,175	5.2	5.2
Hispanic	20	7,056	2.8	2.8
American Indian	0<N<6	409	Data Not Sufficient	
Asian/Pacific Islander	0<N<6	3,653	Data Not Sufficient	

Birth Outcomes by Race/Ethnicity Michigan, 2017-2021

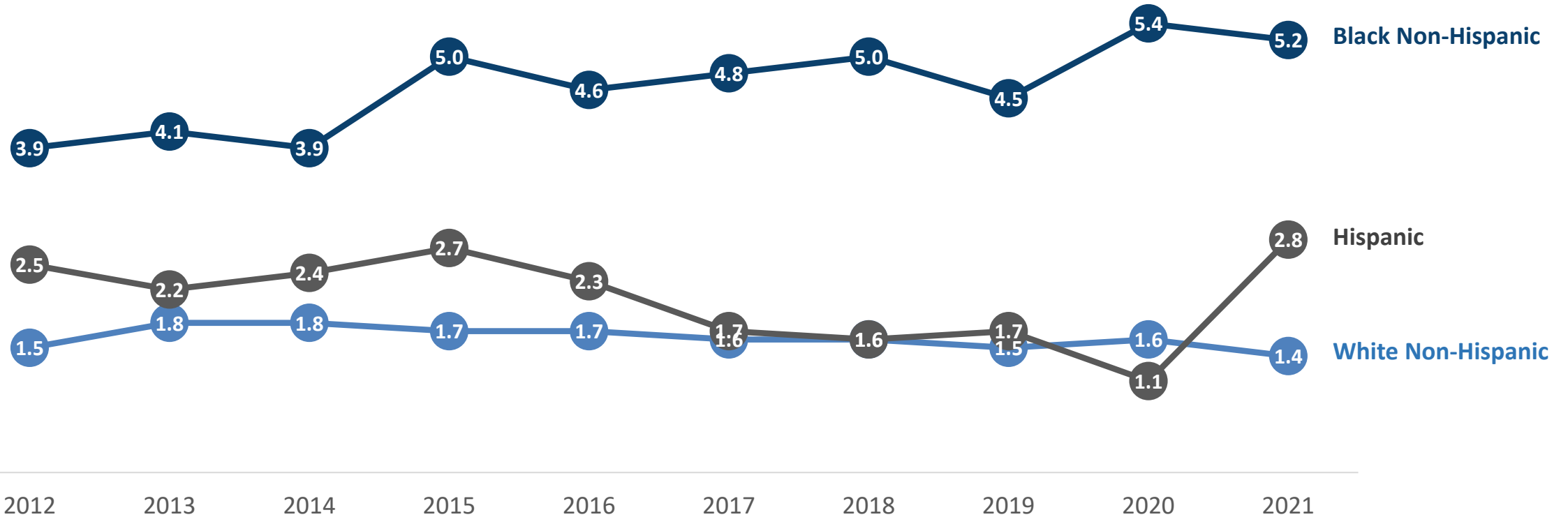
Postneonatal mortality is defined as the death of an infant between 28 days and <1 year of life. Data on this slide is aggregated over 5 years.
More than 1 race: American Indian or Alaskan Native *and* another race; included only if AI/AN were reported first.

	# Live Births	# Infant Deaths	# Postneonatal Infant Deaths	Infant Mortality Rate per 1,000 Live Births	Postneonatal Mortality Rate per 1,000 Live Births
#1: Maternal Race: American Indian & Non-Hispanic	1,985	11	0<N<6	5.5	Data Not Sufficient
#2: Maternal Race: American Indian or more than once race*	3,562	20	11	5.6	3.1
#3: Maternal Race: American Indian or more than once race* <i>OR</i> Paternal Race: American Indian or more than once race*	5,728	30	17	5.2	3.0

Postneonatal Mortality Rate by Maternal Race/Ethnicity, Michigan, 2012-2021

Postneonatal mortality is defined as the death of an infant between 28 days and <1 year of life.

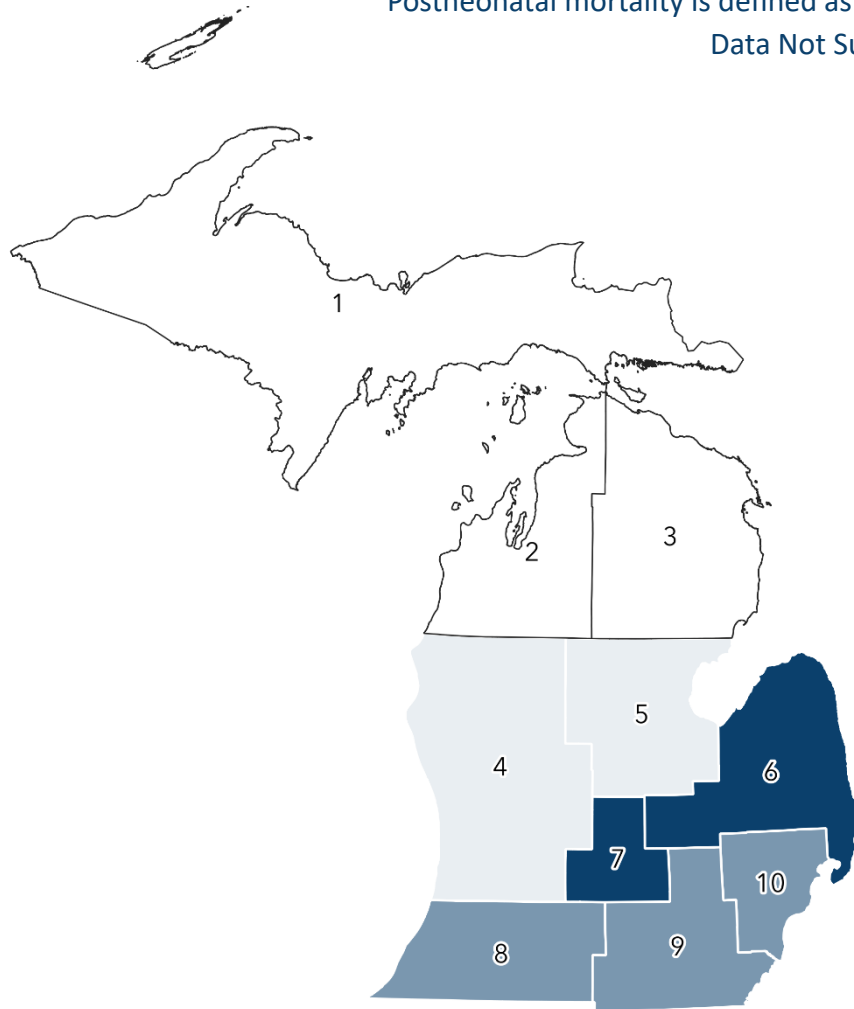
Postneonatal Mortality Rate per 1,000 Live Births



Postneonatal Mortality Rate by Prosperity Region, Michigan, 2021

Postneonatal mortality is defined as the death of an infant between 28 days and <1 year of life.

Data Not Sufficient (DNS): 0<N<6



Prosperity Region	# Post neonatal Deaths	# Live Births	Rate per 1,000 Live Births
Michigan	223	105,022	2.1
Region 1	0<N<6	2,585	Data Not Sufficient
Region 2	0<N<6	2,776	
Region 3	0<N<6	1,714	
Region 4	31	18,253	1.7
Region 5	9	5,459	1.6
Region 6	28	8,527	3.3
Region 7	14	4,651	3.0
Region 8	17	8,364	2.0
Region 9	21	9,663	2.2
Region 10	97	43,025	2.3

Postneonatal Mortality Rate by Prosperity Region, Michigan, 2021

Postneonatal mortality is defined as the death of an infant between 28 days and <1 year of life.

Average Postneonatal Mortality Rate per 1,000 Live Births

