

# Epidemiology Overview: Pediatric TB

Shona Smith Rodriguez, MPH  
MDHHS Tuberculosis Epidemiologist



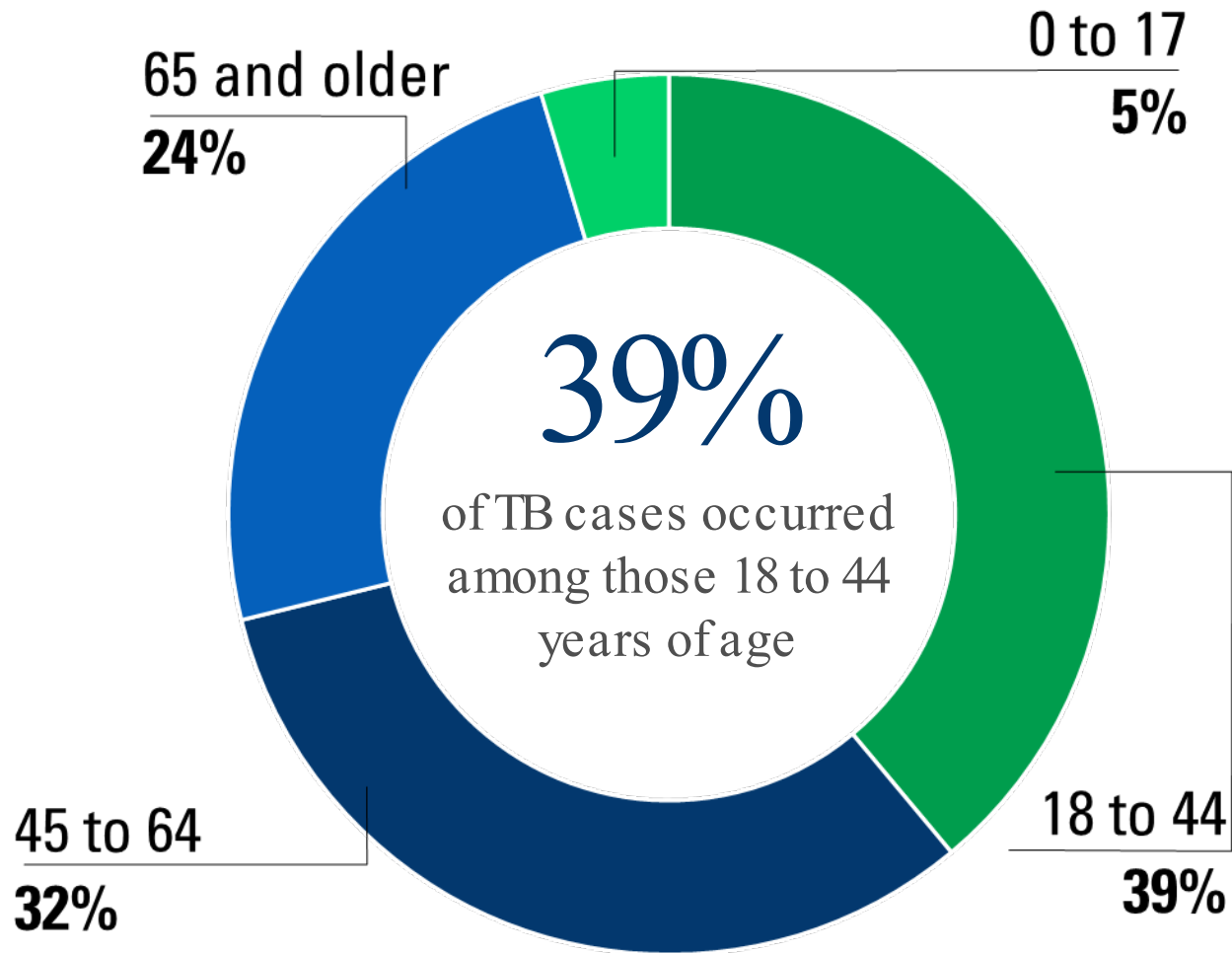
# Disclosure

I have no professional or financial conflicts of interest to disclose.

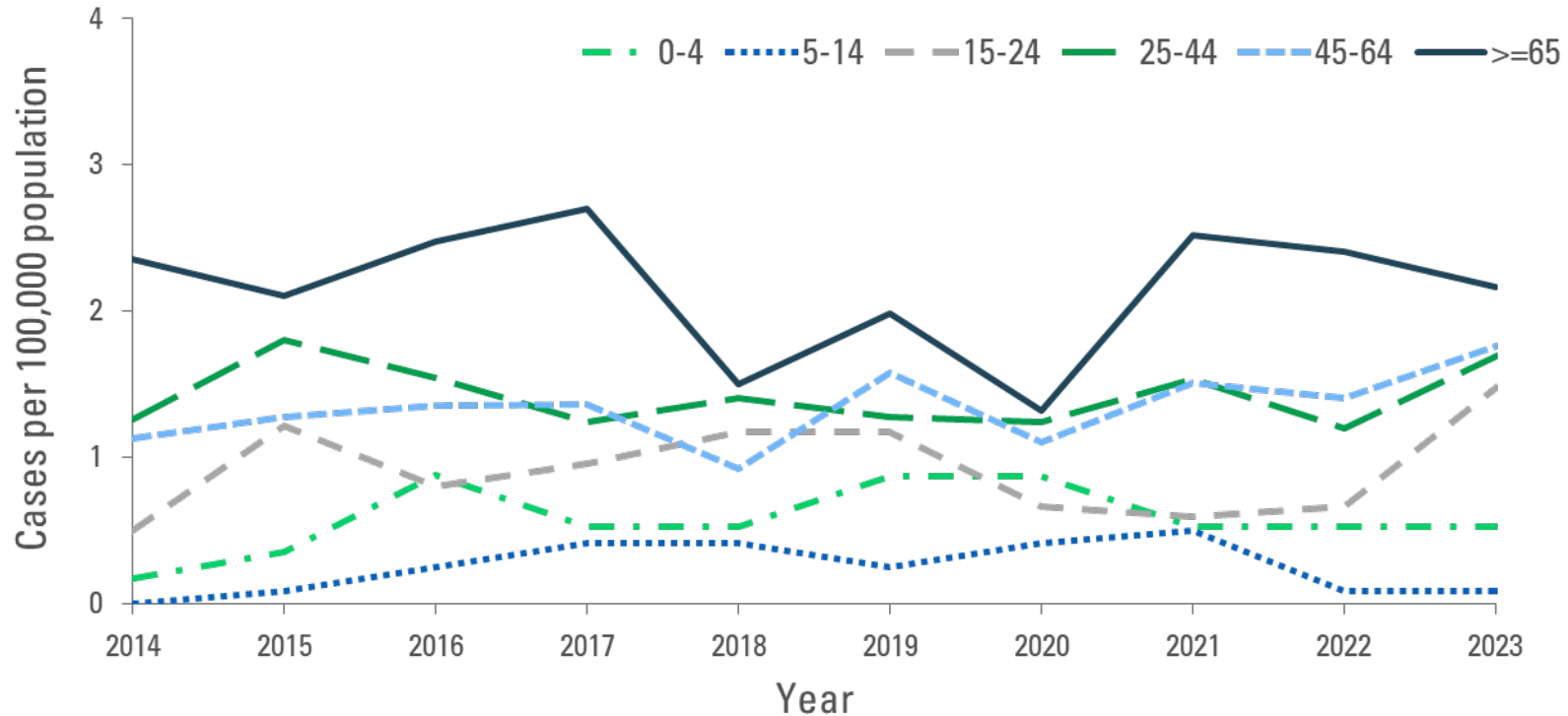
# Objectives

Describe the burden of pediatric TB in Michigan and the U.S.

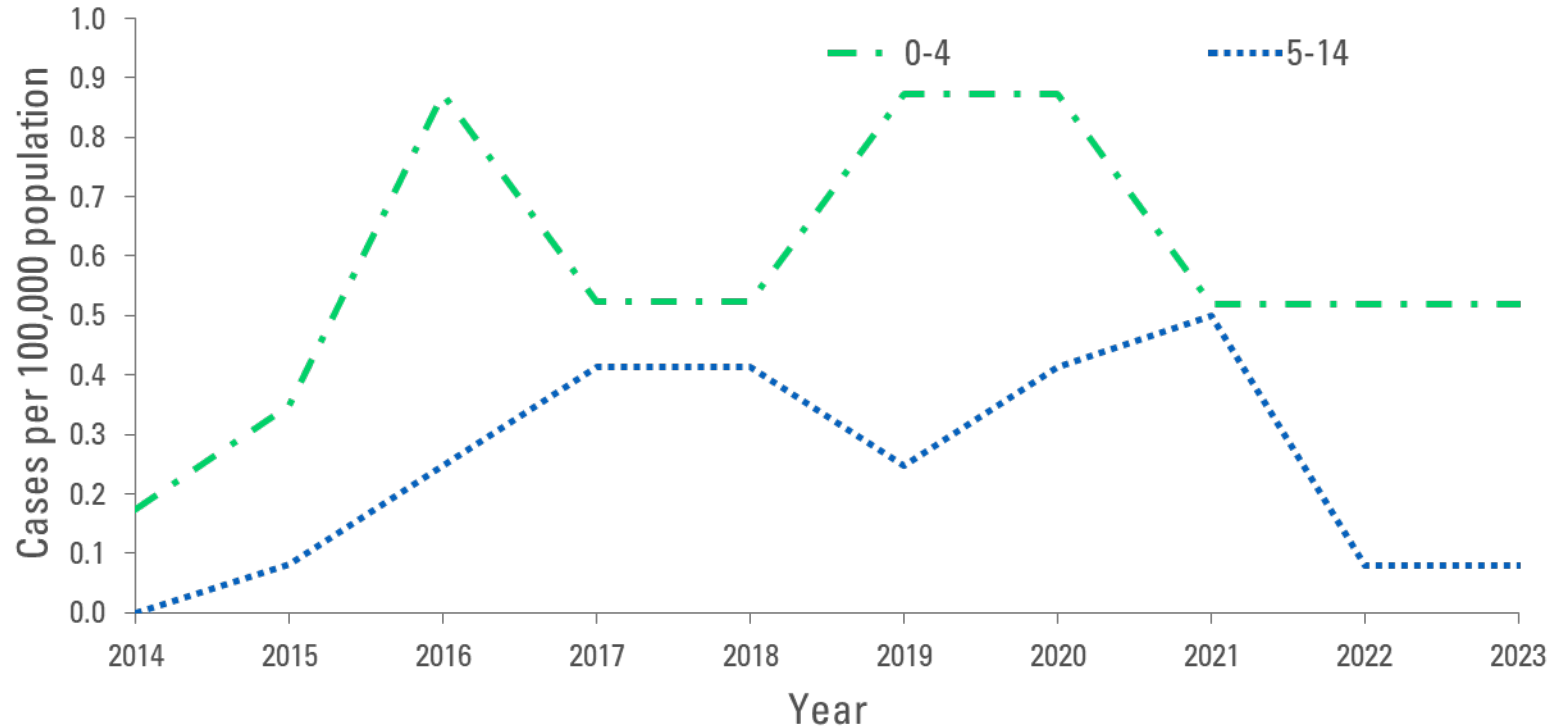
Describe the demographic and clinical characteristics of pediatric TB in Michigan



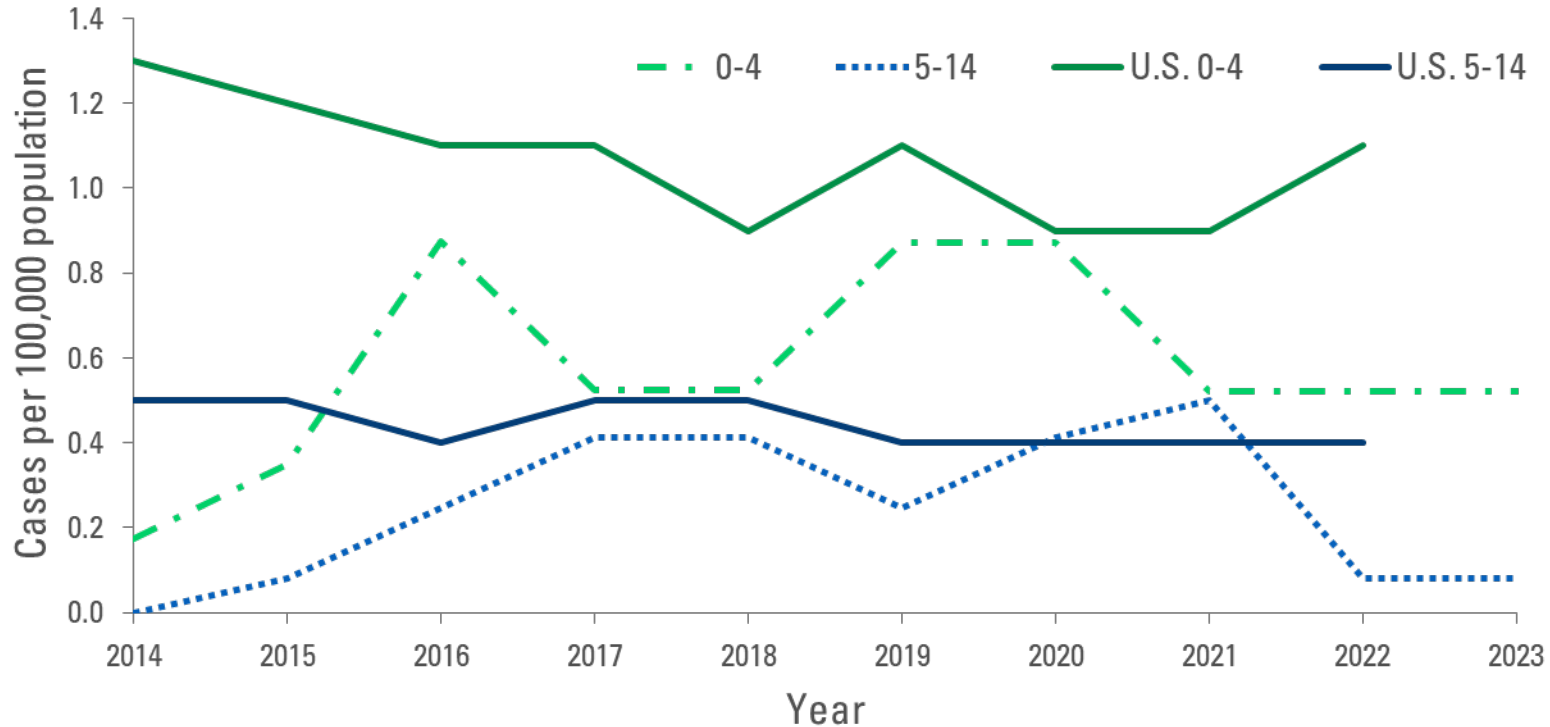
# TB Rates by Age Group



# TB Rates by Age Group



# TB Rates by Age Group



# Demographic Factors

- 63 cases aged 0-14 in MI from 2014-2023
- 33 cases < 5 years
- 30 cases 5-14 years
- 54% Female
- 65% U.S. – born
- 26% U.S. – born Parent/Primary Guardian



# Demographic Factors

- 65% U.S. – born
- Other countries of birth: Yemen, Bangladesh, India, Myanmar, Uganda, Canada, El Salvador, Ethiopia, Guatemala, Iraq, Liberia, Nepal, and Viet Nam
- 26% U.S. – born parent/primary guardian
- Other parent/guardian countries of birth: Yemen, India, Mexico, Bangladesh, Nepal, Congo, Guatemala, Somalia, Viet Nam, China, El Salvador, Honduras, Iraq, Laos, Liberia, Malawi, Myanmar, Pakistan, and Thailand

# Clinical Factors

- 35% confirmed by culture or NAAT
- 52% confirmed by clinical case definition
- 13% provider diagnosed
- 79% pulmonary
- 19% lymphatic

# Clinical Factors

- 35% confirmed by culture or NAAT
  - Sputum – 5
  - Gastric Aspirate – 11
  - Lymph Node – 4
  - Placenta umbilical cord and implantation site – 2
  - Gastrointestinal contents – 2

# Clinical Factors

- 35% confirmed by culture or NAAT
- 52% confirmed by clinical case definition
- 13% provider diagnosed
- 79% pulmonary
- 19% lymphatic
- Other sites: liver, spleen, placenta, ear, brain

# THANK YOU!

## **Acknowledgements**

LHD Nurses and Staff

MDHHS Tuberculosis Unit

CDC Division of Tuberculosis Elimination (DTBE)

## **Contact Information**

smiths79@michigan.gov

## **References**

1. CDC. Reported tuberculosis in the United States, 2022. Atlanta, GA: US Department of Health and Human Services, CDC; 2022.  
<https://www.cdc.gov/tb/statistics/reports/2022/default.htm>
2. US Census Bureau. Current estimates data. Washington, DC: US Census Bureau; 2020.  
<https://www2.census.gov/programs-surveys/pepest/datasets/2010-2020/state/asrh/>