





Internet Browser Pop-up Blockers

To ensure accessibility to CHAMPS screens there may be times when pop-up blockers need to be disabled to allow additional screens to work as expected. Many browsers have pop-ups blocked as a default, which prevents websites from automatically opening a new window or tab, or a partial window on top of your current web page. Below are general instructions on how to change pop-up blocker settings for multiple internet browsers.

Certain browser settings may be managed by your organization and may only be able to be updated by a network administrator; users will need to internally follow up with their IT department.

Google Chrome	Microsoft Edge	Mozilla Firefox	Safari/Apple
<ol style="list-style-type: none"> 1. At the top right, click More  and Settings. 2. Click Privacy and security 3. Site Settings 4. Pop-ups and Redirects 5. From here, users can either disable the blocker for all sites or add specific websites to an exception list. 	<ol style="list-style-type: none"> 1. Go to Settings and more  at the top of your browser. 2. Select Settings  click on Privacy, search, and services . 3. Select Site permissions and click on All Permissions. 4. Select pop-ups and redirects and go to Allowed to send pop-ups and use redirects. 5. Select Add site and type in the URL that you want to allow to create pop-ups into the dialog box (starting with the https:// portion at the beginning) and select Add. The URL should now appear in your Allow list. 	<ol style="list-style-type: none"> 1. Click the three-bar menu icon 2. Settings (or Preferences), 3. Privacy & Security 4. Uncheck the box next to Block pop-up windows OR 5. allow pop-ups for specific websites by clicking the Exceptions. 	<p>On iPhone or iPad</p> <ol style="list-style-type: none"> 1. Go to Settings, click Apps, 2. Click Safari. 3. Turn Block Pop-ups on or off. 4. Turn Fraudulent Website Warning on or off.

Refer to internet browser websites for the most up to date instructions:

- Google Chrome Support: [Block or allow pop-ups in Chrome - Computer - Google Chrome Help](#)
- Microsoft Edge Support: [Allow pop-ups in Microsoft Edge - Microsoft Support](#)
- Mozilla Firefox Support: [Pop-up blocker settings, exceptions and troubleshooting | Firefox Help](#)
- Safari/Apple Support: [Block or Allow pop-up ads and windows in Safari - Apple Support](#)