

Introduction to HHAeXchange

February 22nd, 2024

The content contained herein ("Confidential Information") are the confidential property of HHAeXchange and may not be copied or distributed outside the HHAeXchange organization without the express written consent of HHAeXchange. Distribution of this document or disclosure of any Confidential Information set forth herein to any party other than the intended recipient(s) of this presentation is expressly prohibited.





Agenda

- Introductions
- HHAeXchange Mission & Purpose
- The Cures Act
- EVV Options
- Provider Onboarding



An End-to-End Ecosystem **For Better Care**

Enable the most effective homecare ecosystem every day.

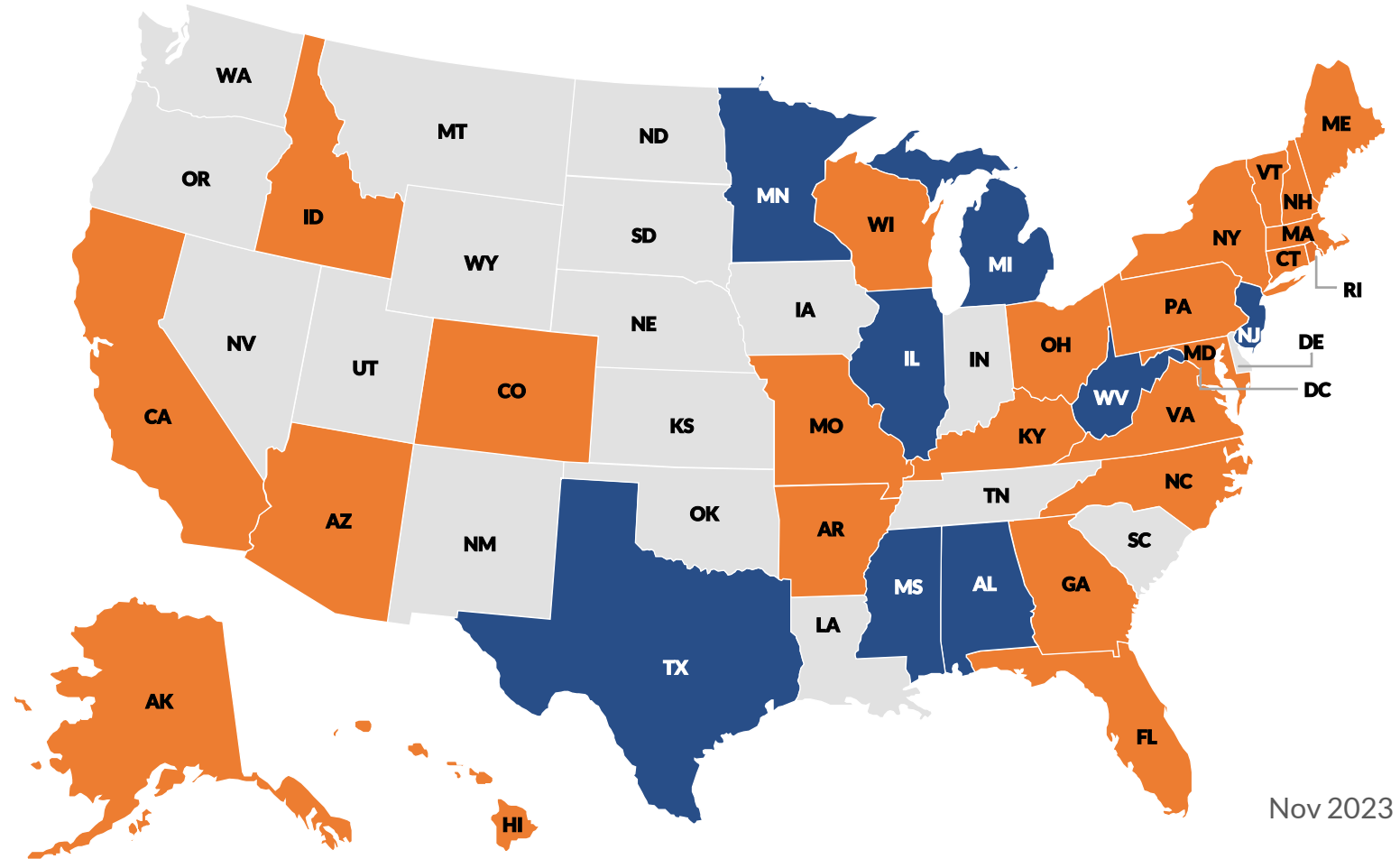
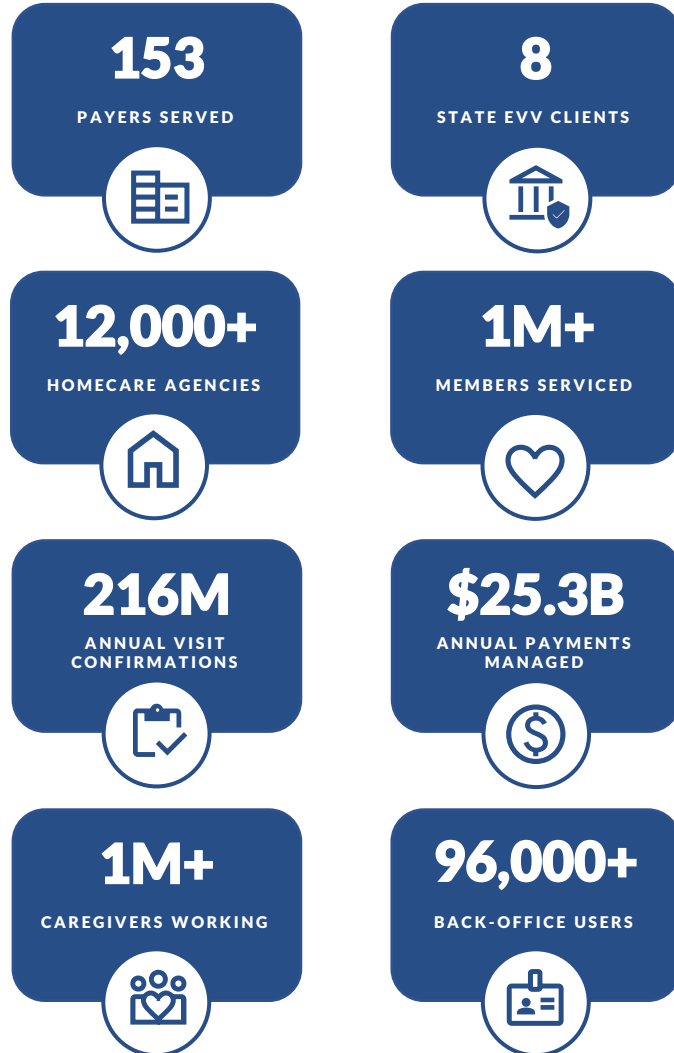
Mission



PURPOSE

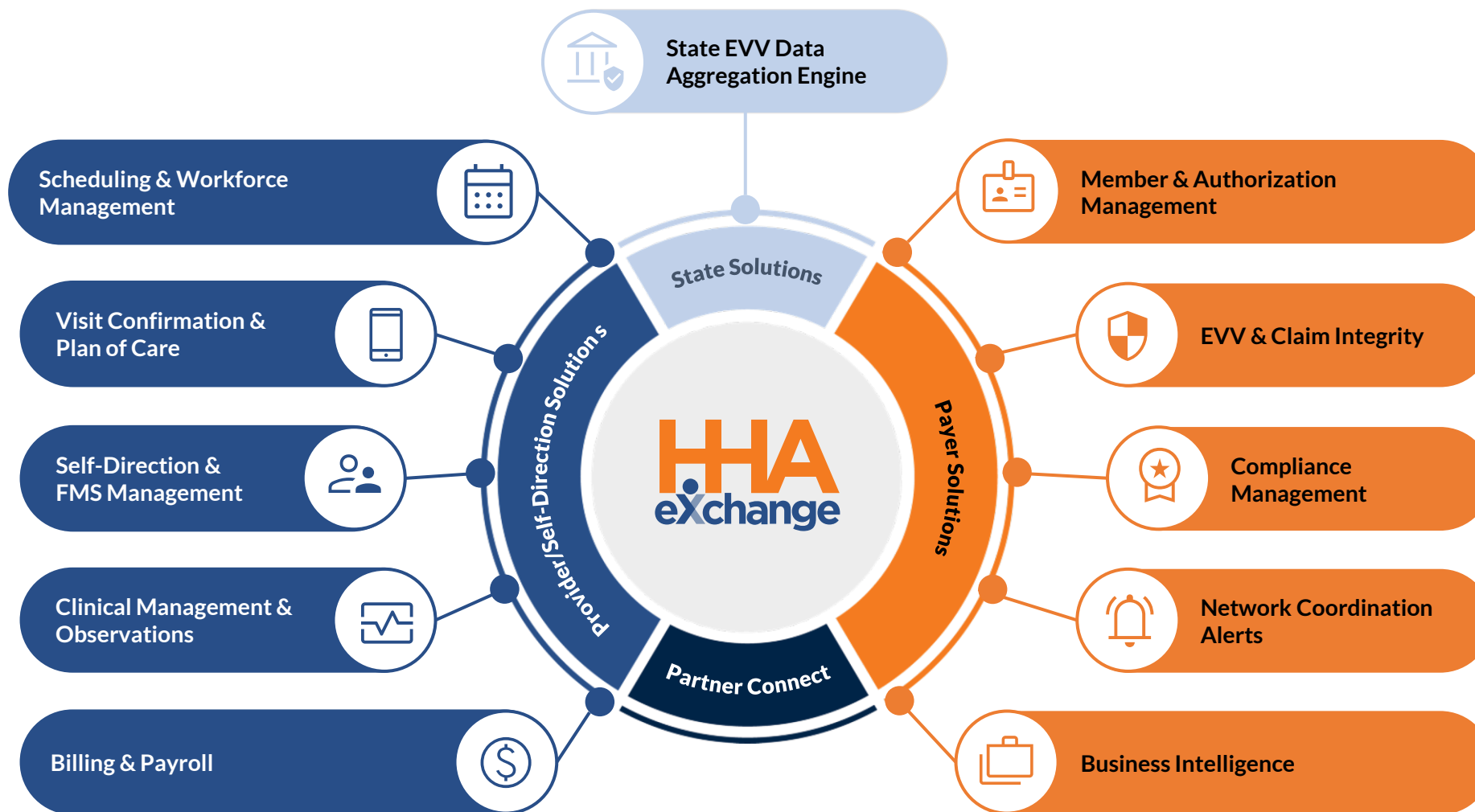
We are passionate about **helping people** who are aging or have disabilities thrive in their homes and communities through the creation of a homecare ecosystem that **seamlessly connects** states, managed care organizations, providers, caregivers, and clients.

HHAeXchange's National Footprint



-  HHAeXchange Footprint
-  HHAeXchange State EVV Contracts

HHAeXchange's Strategic Framework



> Cures Act Mandated EVV



Section 12006 of the 21st Century Cures Act requires states to implement an Electronic Visit Verification (EVV) system for Medicaid-funded Personal Care Services (PCS) by January 1, 2019, and for Home Health Care Services (HHCS) by January 1, 2023. Federal legislation delayed penalties for PCS implementation until January 1, 2020, and a Good Faith Exemption extended the deadline to January 1, 2021.

The six data elements
Required to be collected
to meet the CURES Act
EVV Requirement





Michigan Department of Health and Human Services and EVV



- Michigan is an **open model state**
- Michigan's Programs and Waivers implementation dates:
 - Home Health 4/1
 - **Home Help 7/1**
 - Community Transition Services (CTS) 9/3
 - MI Choice 9/3
 - Behavioral Health 9/3
 - MI Health Link 9/3
 - Comprehensive Health Care Program (CHCP) 9/3
- HHAeXchange has been selected **as the State Aggregator** and will collect all visit data, regardless of the EVV system being used



EVV Options

Provider Landscape

Your Options



Existing Enterprise Providers

- Providers who have their own Enterprise HHAX portal as their agency management and EVV solution.
- You will be able to continue using HHAeXchange, utilizing the system's enhanced Linked Contract functionality.

Existing EDI Providers:

- Providers who have their own HHAX portal which is used to integrate confirmed visit data with their third-party EVV system.
- EDI providers may continue to work in their own system, but the data will be sent to HHAX via integration.

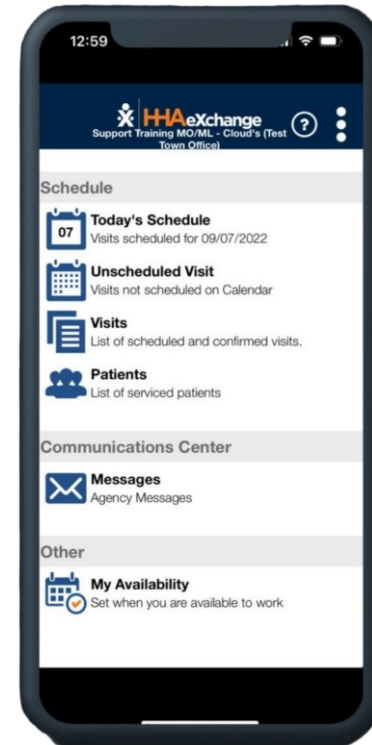
New Providers:

- Providers who do not have an existing HHAX provider portal. These providers have two options for this implementation:
 - **EDI:** Integrate their existing third-party EVV system with an HHAX portal to send confirmed visits.
 - **Free EVV:** Use a Free EVV HHAX portal to confirm visits.



EVV Methods

HHAXchange Free EVV



Caregiver Mobile App



Telephony

> Manual Visit Entry (Free EVV)



- If a caregiver is unable to clock in and/or out, and agency administrator can confirm the visit manually

HHAeXchange - Non Skilled Visit Info ✕

Non Skilled Visit: User update

Admission ID: KHC-900067	Patient Name: Gomez Lisa
Visit Date: 08/16/2023	Patient Phone #: 786-229-0061
Assignment ID: 100039	Coordinators: Default

[Schedule](#) [Visit Info](#) [Bill Info](#) [Verification](#)

Visit Information History

Scheduled Time: 1630-1700

Visit Start Time: **Visit End Time:** [Link Call](#)

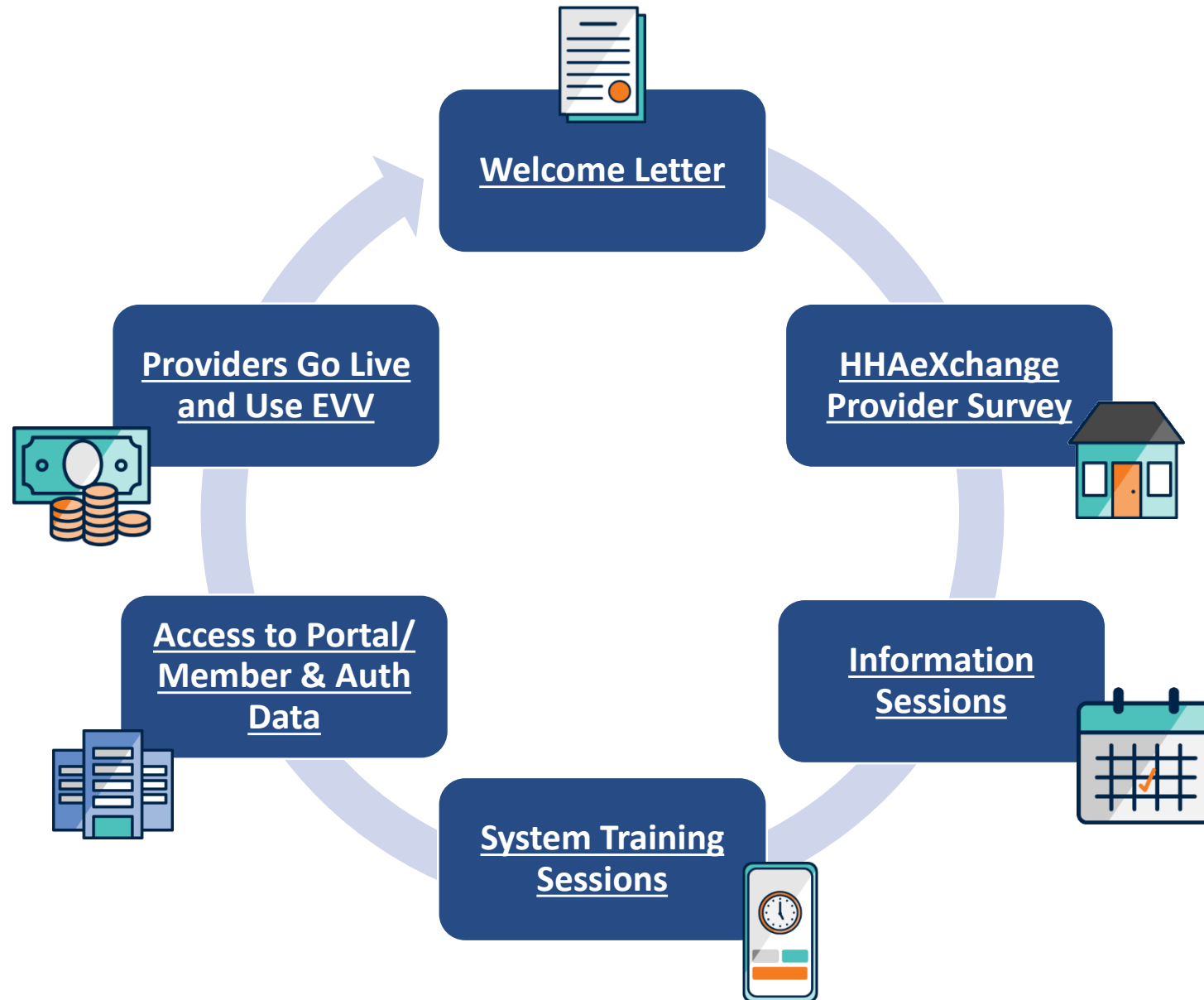
EVV Call In: 15:29 08/16/2023 **EVV Call Out:**

Missed Visit: ☐ **TT/OT:** H: M:



Next Steps for Providers

Provider Onboarding Workflow



EDI Provider Implementation Steps



1. Complete Provider Survey
2. Review published Business Requirements & Specification with your EVV vendor
3. Complete Provider Attestation
4. Reach out to the HHAeXchange EDI team to begin the integration process with your vendor
 - I. HHAeXchange ensures attestation is complete
 - II. Testing credentials granted
 - III. Test file received & processed successfully from provider's EVV vendor
 - IV. Production credentials granted



Support Resources

HHaEXchange Support



Phone
1-855-400-4429




State Info Hub
<https://hhaexchange.com/info-hub/Michigan-information-center>



Client Support Portal
<https://hhaexchange.com/supportrequest>

MDHHS Provider Resources



MDHHS EVV Website
www.Michigan.gov/EVV

Provider Resources



Thank you!