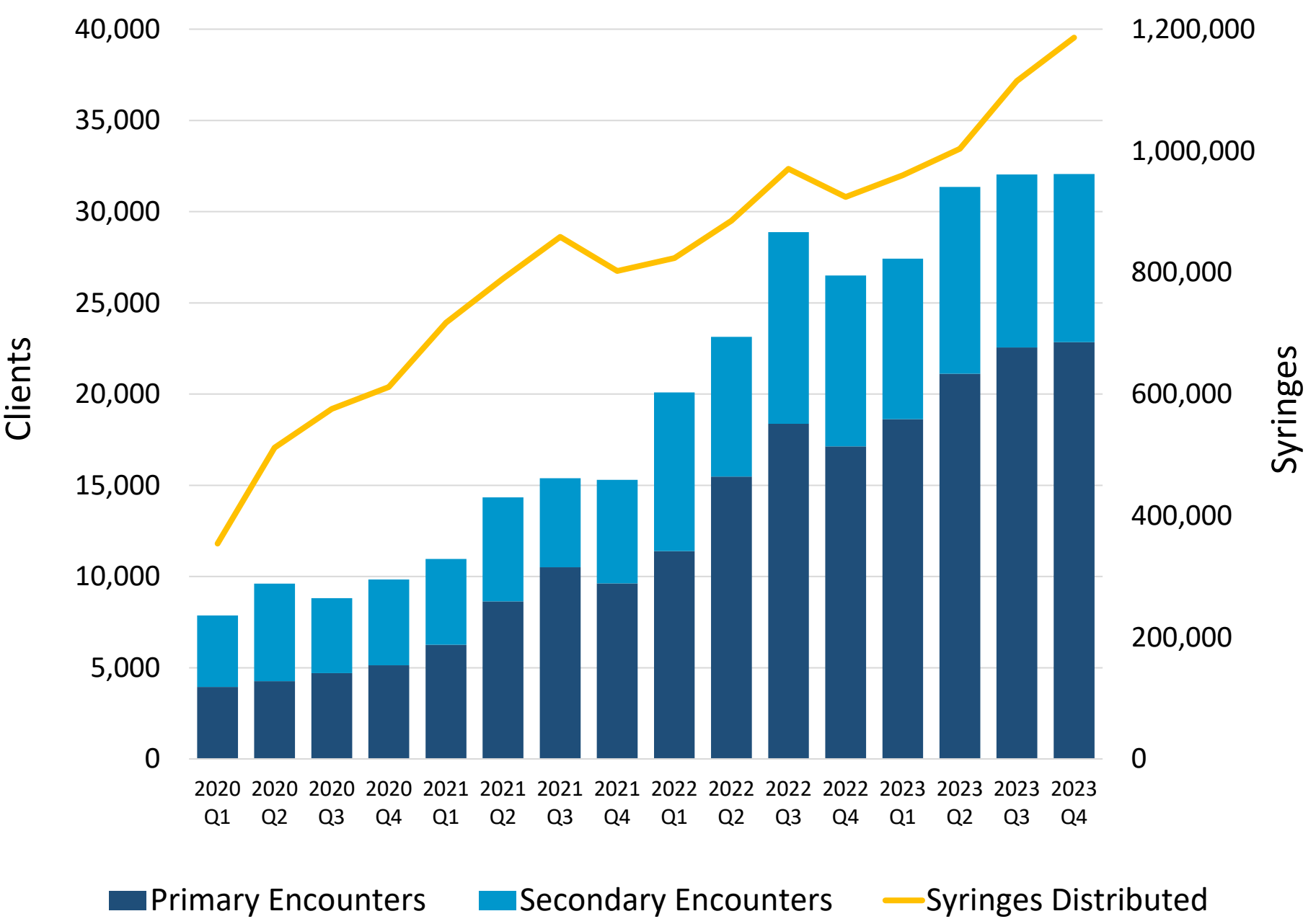


# Michigan Syringe Service Program Report: December 2023

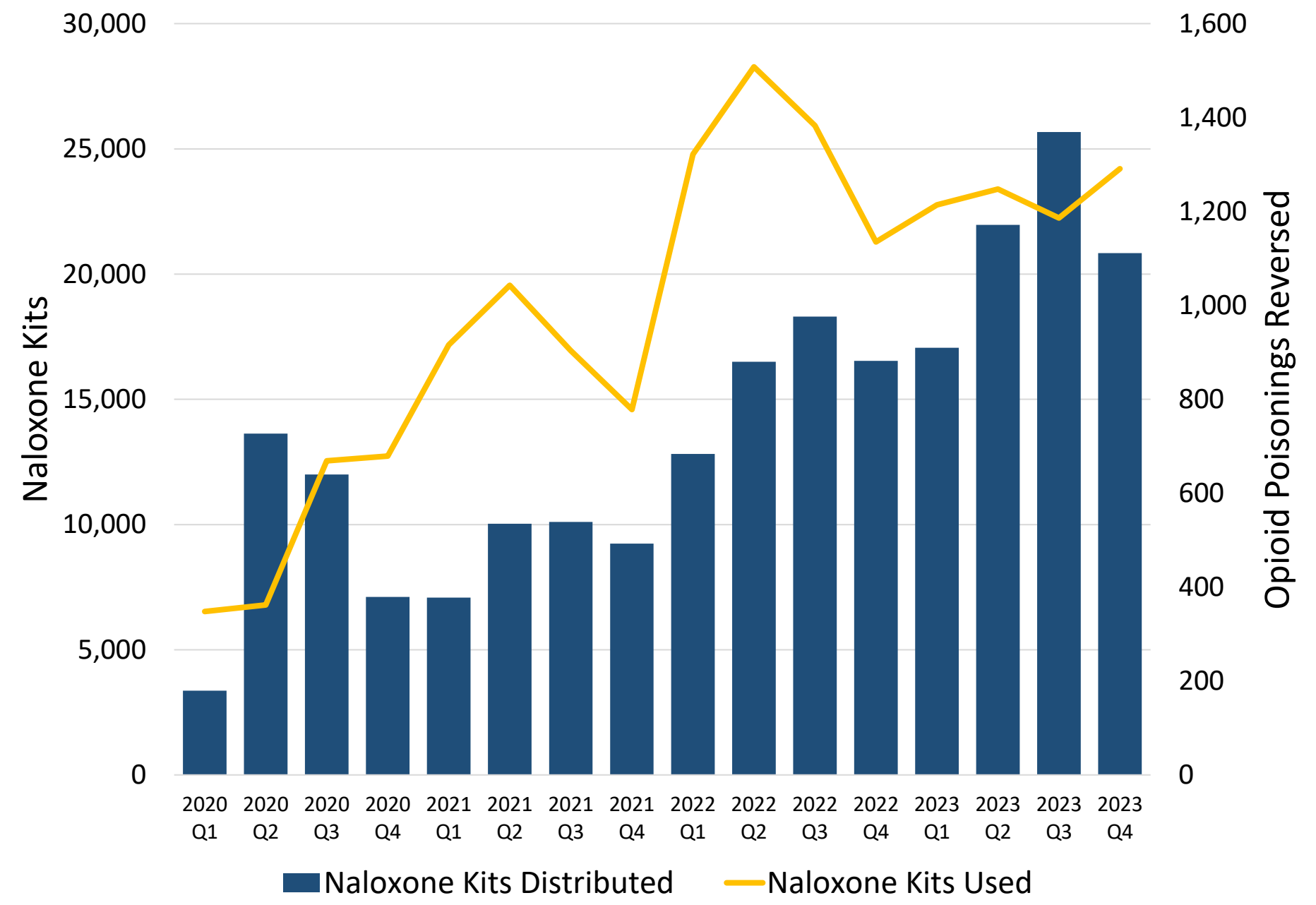
## SSP Utilization Platform (SUP)

Data in this report is taken from the Michigan SSP Utilization Platform (SUP). This system is a web-based, data collection tool housed in the Michigan Disease Surveillance System (MDSS) that collects client-level utilization and encounter data from syringe service program (SSP) partners in near real time. Data in this report is provisional and subject to change.

### Clients Served + Syringes Distributed



### Naloxone Kits Dispensed + Lives Saved



\*Indirect contacts are individuals who receive supplies through a person who directly accesses an SSP.

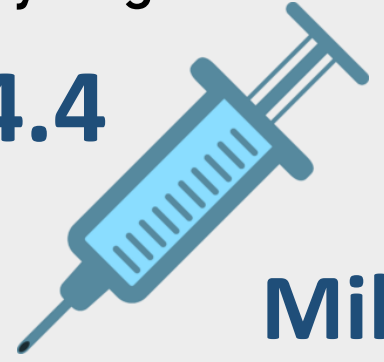
\* Naloxone use represents the successful reversal of a potentially fatal opioid poisoning. Uses are self-reported by individuals directly accessing the SSP.

### October 1, 2018 – December 31, 2023:

Total Participants  
**213,554**

Total Indirect Contacts  
**122,058**

Total Syringes Distributed:

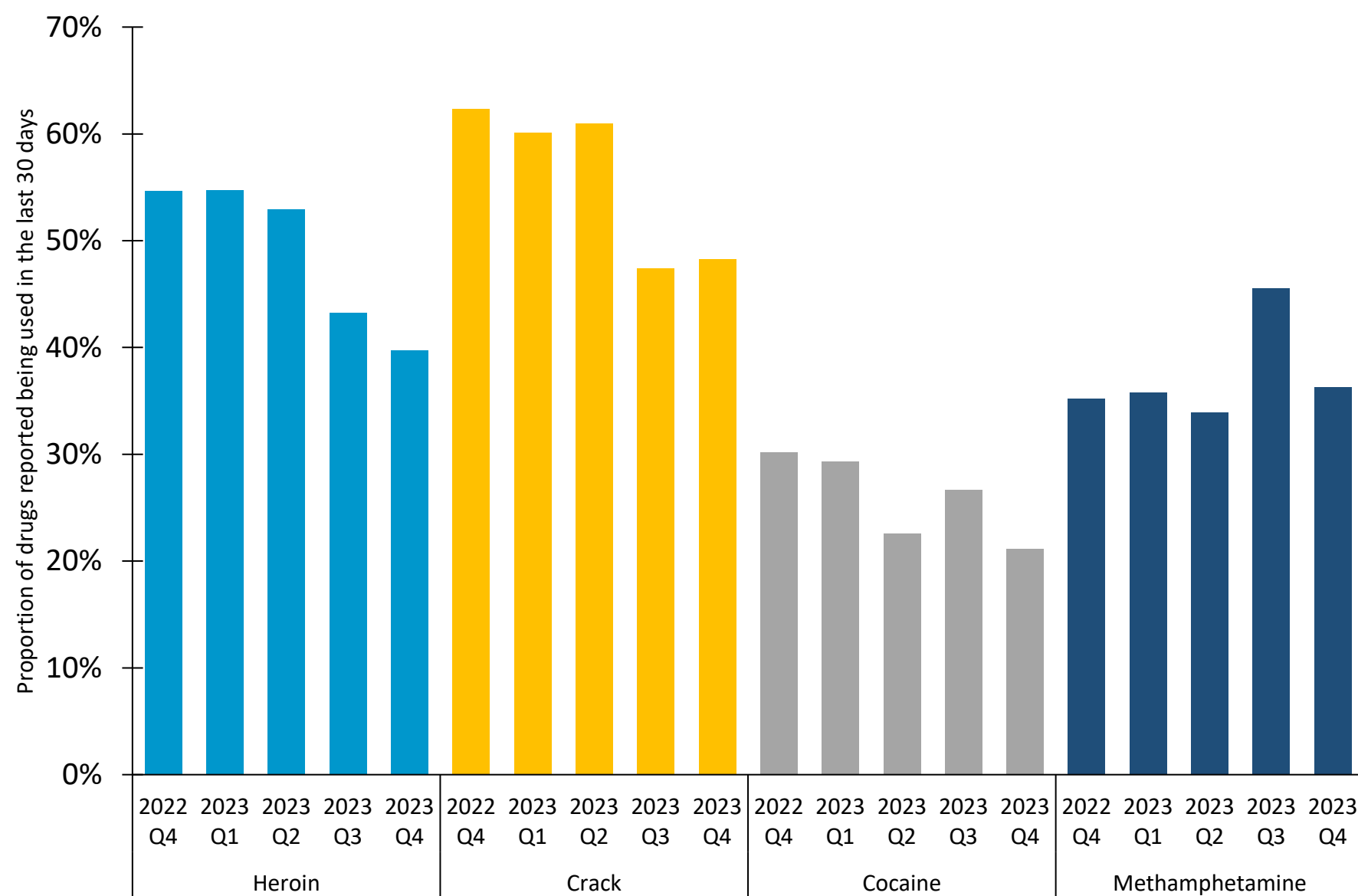
**14.4**  
  
**Million**



#### The following limitations to SSP data collection and reporting should be considered when interpreting this report:

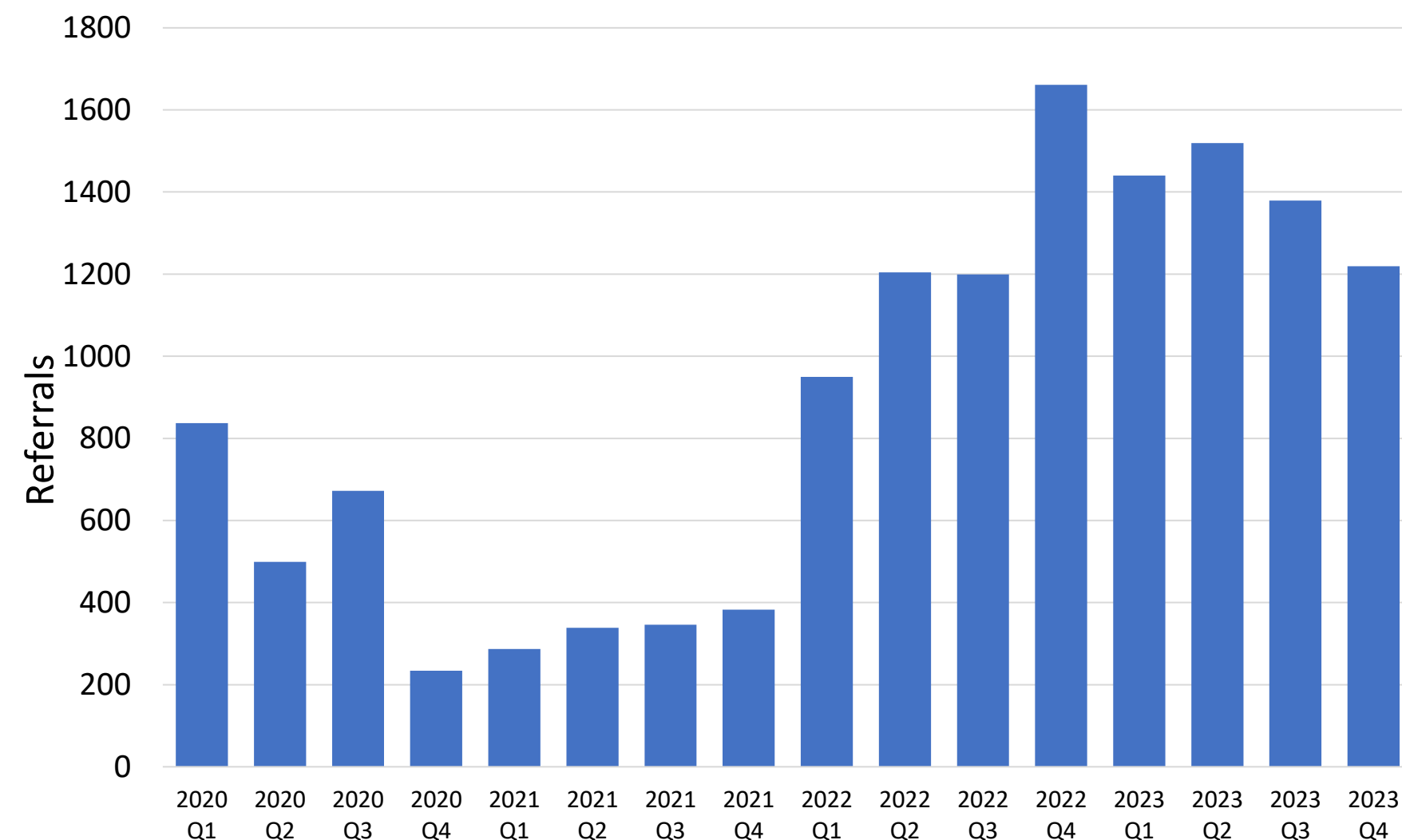
- Indirect contacts are reported by direct contacts and may not be unique.
- Naloxone use reports may not be unique. Naloxone uses are also likely to be under-reported.
- Data regarding substance type used, SUD treatment referrals, and communicable disease testing and linkage to care may not fully represent SSP efforts in Michigan.
- The data is not reported at the same rates by all SSPs, and the report may be skewed by programs with the capacity to track and report more robust data.

## Substance Use in the Last 30 Days



\* The graph shows the proportion of drug use reported in the last 30 days from client intake, but excludes intakes where data was missing.

## SUD Treatment Referrals



\* The graph shows the raw counts of the number of SSPs referrals to substance use disorder treatment by quarter.

## Testing & Linkage to Care

Total number: October 1, 2018 –December 31, 2023

	Tests Conducted	Tested Positive	Linked to Care
<b>HIV</b>	3,829	32	71
<b>Hepatitis C</b>	2,657	465	232

### Barriers to hepatitis C linkage to care:

- Cost of treatment
- Previous Medicaid restrictions requiring documentation of six months of abstinence from illicit drugs & alcohol
- Access to hepatitis C treatment providers / insufficient provider capacity to treat hepatitis C
- Treatment misconceptions
- Stigma

## UPDATES

Michigan SSPs  
As of December 31, 2023

- 36** Operating Organizations
- 103** Operating Sites
- 1** Upcoming New Organizations

### –Related Links–

- Syringe Service Programs – [Michigan.gov/SSP](https://Michigan.gov/SSP)
- Viral Hepatitis – [Michigan.gov/Hepatitis](https://Michigan.gov/Hepatitis)
- We Treat Hep C Initiative – [Michigan.gov/WeTreatHepC](https://Michigan.gov/WeTreatHepC)
- HIV – [Michigan.gov/HIVSTI](https://Michigan.gov/HIVSTI)
- Naloxone – [Michigan.gov/Naloxone](https://Michigan.gov/Naloxone)
- Opioids – [Michigan.gov/Opioids](https://Michigan.gov/Opioids)

The Michigan Department of Health and Human Services (MDHHS) will not exclude from participation in, deny benefits of, or discriminate against any individual or group because of sex, race, religion, age, national origin, color, height, weight, marital status, genetic information, sex, sexual orientation, gender identity or expression, partisan consideration, or a disability or genetic information that is unrelated to the person's eligibility.