

# Taking Pride in Prevention Program Annual Evaluation Report

Fiscal Year 2021



The Taking Pride in Prevention (TPIP) program is federally funded through the State Personal Responsibility Education Program (PREP). TPIP educates adolescents, 12-19 years, on both abstinence and contraception through the implementation of evidence-based and evidence-informed programs, along with addressing these three adulthood preparation subjects:

- ★ Healthy Relationships
- ★ Parent-Child Communication
- ★ Adolescent Development

The program uses evaluation to learn if it is reaching its goals and objectives. For the evaluation, TPIP funded agencies tracked participation in the program and hours of programming each youth received. Agencies also asked youth to take a state and federal survey before the program started and after it ended. Only youth who received at least one session of programming (n=2399), are represented in these programming and outcome results.

## PARTICIPATION IN THE TPIP PROGRAM

Program models used to deliver TPIP programming: **Making Proud Choices!, Teen Outreach Program, & Michigan Model – Healthy & Responsible Relationships.**

**121**  
Cohorts

**2399**  
Participants  
(received at least one hour  
of programming)

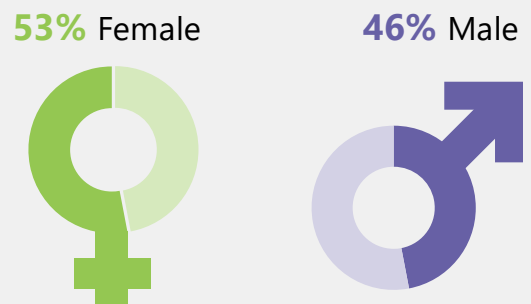
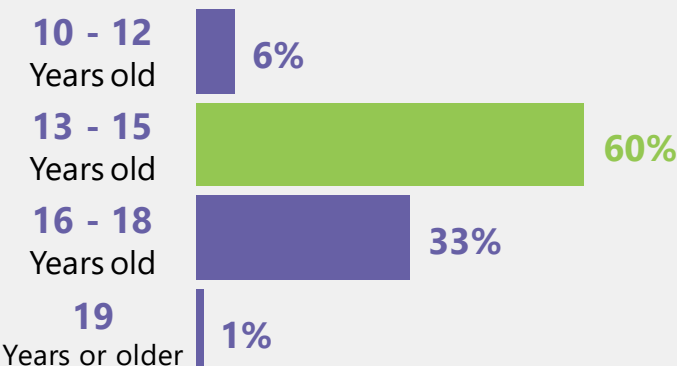
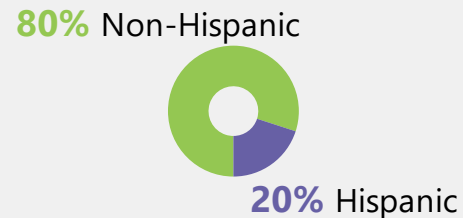
**7.5**  
Average Program  
Hours Received

**62%**  
Participants Completed at  
Least 75% of the Program

## TPIP YOUTH DEMOGRAPHICS



\*Other race includes respondents who identified as: Asian, Native American, Native Hawaiian or Other Pacific Islander, Multiracial, or Other.



\*1% of respondents identified their sex as other.

# TPIP SETTINGS

**50** Implementation sites were provided with programming. Percentage of youth initiated in each setting type are represented:



**84%**  
Online



**9%**  
In School



**4%**  
Community



**2%**  
Detention Center



**<1%**  
After School



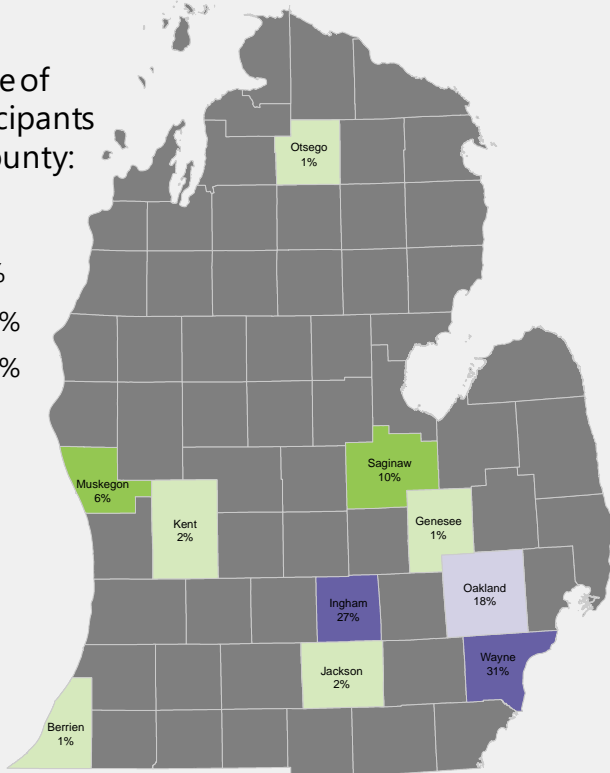
**<1%**  
Foster Care

# TPIP LOCATIONS

**16** Cities received programming in the following counties:

Percentage of total participants in each County:

- 1%-2%
- 3%-10%
- 11%-18%
- 19%-31%



**Berrien**  
Benton Harbor

**Genesee**  
Flint

**Ingham**  
Lansing

**Jackson**  
Jackson

**Kent**  
Grand Rapids

**Muskegon**  
Muskegon

**Oakland**  
Pontiac

**Otsego**  
Gaylord

**Saginaw**  
Saginaw

**Wayne**  
Dearborn Heights  
Detroit  
Highland Park  
Lincoln Park  
Romulus  
Taylor  
Westland

# TPIP SURVEY DEMOGRAPHICS

**Black**

**57%**

**White**

**26%**

**Other\***

**17%**

\*Other race includes respondents who identified as: Asian, American Indian/Alaska Native, Native Hawaiian or Other Pacific Islander or Other.



**72%**  
Non-Hispanic

**28%**  
Hispanic



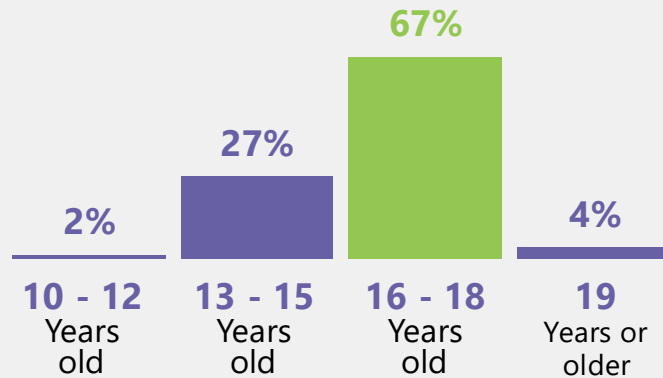
**1127**

Youth completed 50% or more of the exit survey

**51%**  
Female



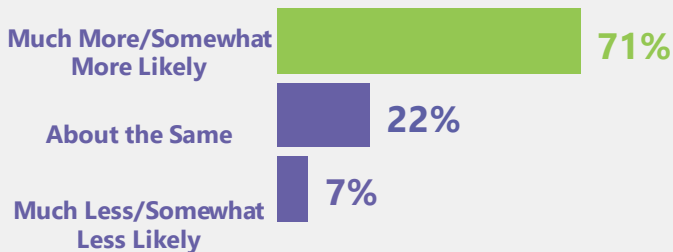
**49%**  
Male



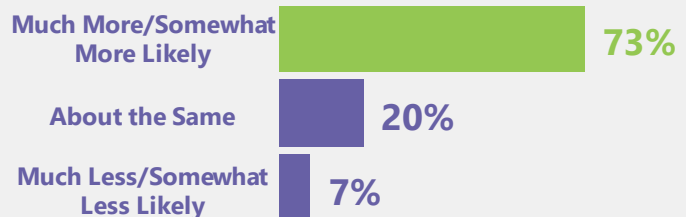
## TPIP YOUTH'S DECISIONS

Has being in the program made you more likely, about the same, or less likely to...?  
(Percentages represent how 'likely' or 'less likely' youth would do the following)

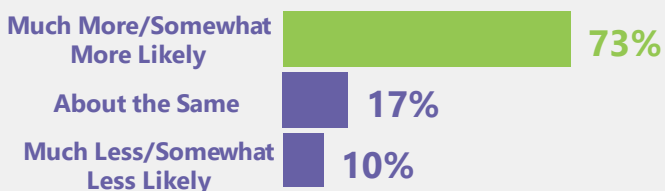
**Choose to spend time with friends that keep you out of trouble**



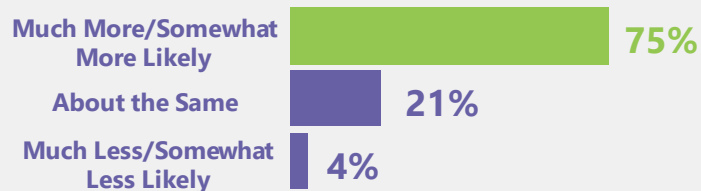
**Think about the consequences before making a decision**



**Make decisions to not use drugs or alcohol**



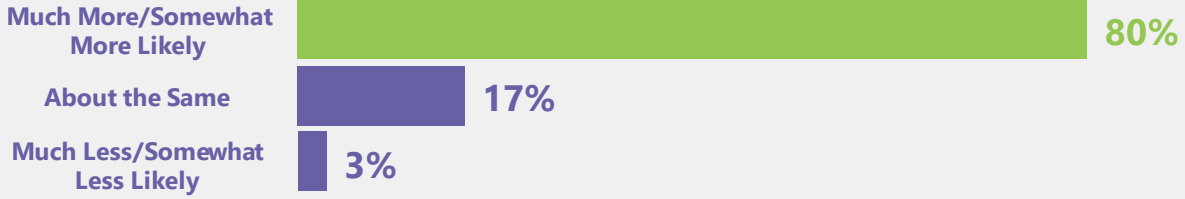
**Be respectful of others**



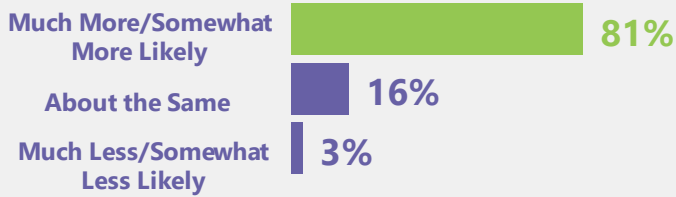
# TPIP YOUTH'S GOALS

Has being in the program made you more likely, about the same, or less likely to...?  
(Percentages represent how 'likely', 'less likely', or about the same youth would do the following)

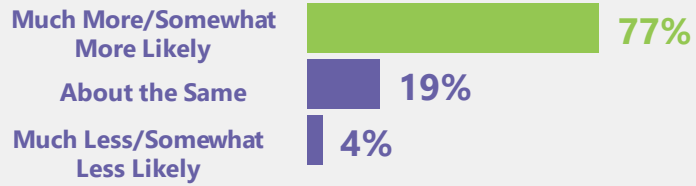
## Make plans to reach your goals



## Graduate high school or get your GED



## Care about doing well in school



# TPIP YOUTH'S RELATIONSHIPS

Has being in the program made you more likely, about the same, or less likely to...?  
(Percentages of youth who reported "much more" or "somewhat more likely" to the following statements)

**84%** Better understand what makes a relationship healthy

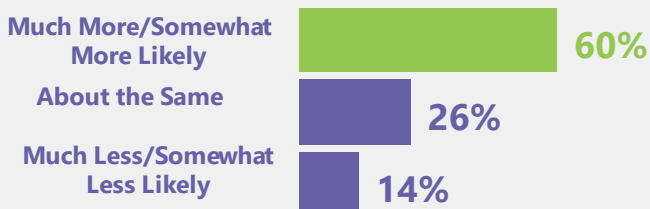
**76%** Talk to a friend if someone you are dating or going out with makes you uncomfortable, hurts you, or pressures you to do things you don't want to do

**75%** Resist or say no to someone you are dating or going out with if they pressure you to participate in sexual acts

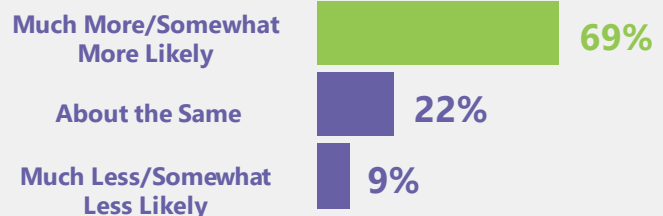
# TPIP YOUTH SPEAK UP

Has being in the program made you more likely, about the same, or less likely to...?  
(Percentages represent how 'likely', 'less likely', or about the same youth would do the following)

## Speak up or ask for help if being bullied in person, online, text, while gaming or social media



## Speak up or ask for help if others are being bullied in person, online, text, while gaming or social media



# TPIP YOUTH'S PLANS

Percentage of youth who reported "somewhat" or "very true" to the following statements:

88%

I plan to have a steady full-time job before I get married

75%

I plan to delay having sexual intercourse until I graduate high school or receive my GED

87%

I plan to have a steady full-time job before I have a child

82%

I plan to be married before I have a child

# TPIP YOUTH'S EXPERIENCES & SATISFACTION

Percentage of youth who reported "most of" or "all the time" to the following questions about their experiences in the program:

89% Did you feel respected as a person?

86% Did you feel the material presented was clear?

83% Did discussions or activities help you learn program lessons?

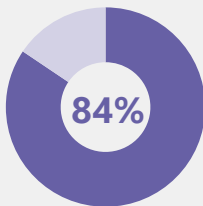
70% Did you feel interested in program sessions and classes?

75% Did you have a chance to ask questions about topics or issues that came up in the program?

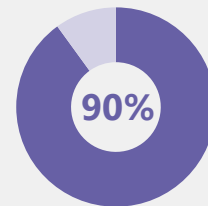
16% Were you picked on, teased, or bullied in this program?

7% Were any youth in this program picked on, teased, or bullied?

Percentage of youth who reported "very satisfied" or "somewhat satisfied" to the following statements about their program satisfaction:



With the amount of information you received about abstaining from sex



With the amount of information you received about condoms and birth control

This report was made possible by Grant Number 2001 MIPREP from the Department of Health and Human Services, Administration for Children and Families. Its contents are solely for the responsibility of MDHHS and do not necessarily represent the official views of the Department of Health and Human Services, Administration for Children and Families.

For more information about the TPIP Program, please contact:

Kara Anderson

TPIP Program Coordinator

Michigan Department of Health & Human Services

[andersonk10@michigan.gov](mailto:andersonk10@michigan.gov)

*This report was created by the Michigan Public Health Institute*

