



Fiscal Year 2024  
Construction Contract Report

**CONTRACT SERVICES DIVISION**

# Table of Contents

Table of Contents	
Construction Contract Activity .....	3
Distribution of Lettings and Contracts .....	4
Top 10 Prime Contractors .....	5
Top Awarded Contracts .....	6
Distribution of Prequalified Contractors by Rating .....	7
Top Work Classifications .....	8
Program Area Projects - Numbers Let .....	9
Program Area Projects - Dollars Let .....	10
Accuracy of Estimates - Projects Let .....	11
Accuracy of Estimates - Trunkline Awarded .....	12
Trunkline All Bids Rejected .....	13
Design of Trunkline Projects - Number of Projects Awarded .....	14
Design of Trunkline Projects - Contract Dollars .....	15
Unbalanced Bid Review .....	16
Regions - Number Let .....	17
Regions - Dollars Awarded .....	18
Innovative Contracting .....	19
Letting Stats - Let vs. Awarded .....	20

# FY 2024 Construction Contract Activity

## BID LETTING STATS

	<u>FY 2024</u>	<u>FY 2023</u>
Number of Scheduled Lettings:	27	21
Contracts Let:	576	686
Eng. Est:	\$1.91 billion	\$2.29 billion
Low Bid Total:	\$1.86 billion	\$2.47 billion
Number of Bids Received:	2,019	2,291
Individual Bidders:	181	185

## TRUNKLINE

### FY 2024

215 contracts, 37.3% of total contracts let  
\$1.26 billion, or 68.0% contract dollars let

### FY 2023

263 contracts, 38.3% of total contracts let  
\$1.87 billion, or 75.7% of total dollars let

## PROGRAM AREA (Contracts Let)

**2024** 359 Local Agency and 2 Aero contracts were let, for a total of 62.7% of the overall let contracts, with \$594.7 million, or 32.0% of the let contract dollars.

**2023** 420 Local Agency, 1 Office of Rail, and 2 Aero contracts were let for a total of 61.7% of the overall let contracts, with \$599.95 million, or 24.3% of the let contract dollars.

## CONTRACTS UNSUCCESSFUL FOR AWARD

	<u>Low Bid Rejection/Ineligible</u>	<u>Low Bid Withdrawals</u>	<u>No Bids Received</u>	<u>Not Considered Bids</u>	<u>All Bids Rejected</u>
<b>2024</b>	2	1	2	0	11 ( 1 Trunkline)
<b>2023</b>	1	1	5	0	35 (14 Trunkline)

## PREQUALIFICATION

Number of Prequalified Contractors

### FY 2024

617

### FY 2023

604

## CONTRACTS

Number – Contracts Awarded

563

647

Contract Total

\$1.83 billion

\$2.33 billion

Top 10 Contracts

39.1% of total contract dollars

66.7 % of total contract dollars

## PAYMENTS

Payment Estimates

10,522

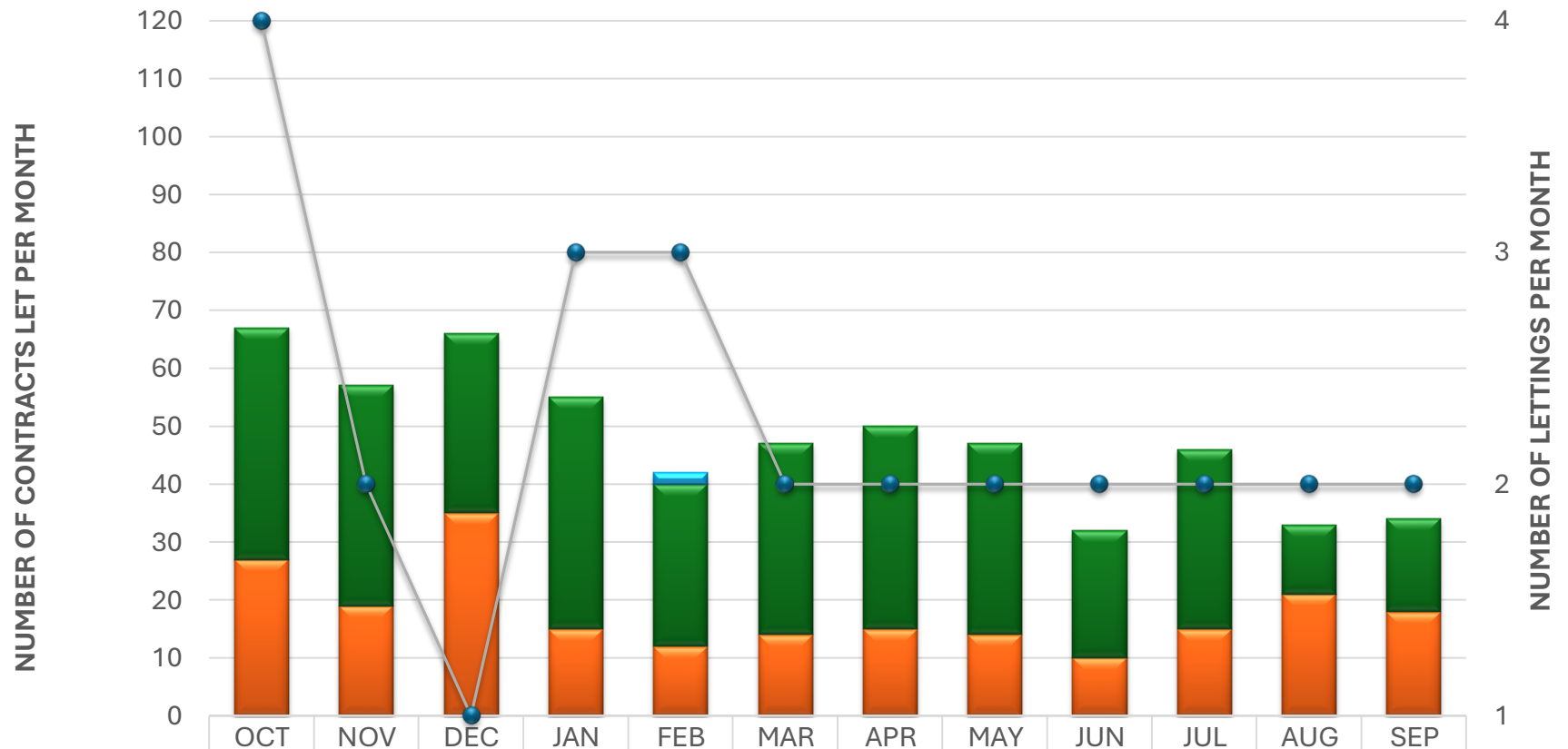
10,261

Dollars Paid

\$2.39 billion

\$2.37 billion

## Distribution of Lettings and Contracts Let Per Month



OFFICE OF RAIL	0	0	0	0	0	0	0	0	0	0	0	0
AERO	0	0	0	0	2	0	0	0	0	0	0	0
LOCAL	40	38	31	40	28	33	35	33	22	31	12	16
TRUNKLINE	27	19	35	15	12	14	15	14	10	15	21	18
Lettings per Month	4	2	1	3	3	2	2	2	2	2	2	2

## TOP CONTRACTORS BY AWARDED AMOUNT AND NUMBER OF CONTRACTS AWARDED

FY 2024	
Awarded Contractor	Awarded Amount
Dan's Excavating, Inc.	\$422,144,373.54
Granite Construction Company	\$113,616,820.85
Michigan Paving and Materials Company	\$101,618,138.23
Cadillac Asphalt, L.L.C.	\$89,586,188.71
Kamminga & Roodvoets, Inc.	\$83,481,300.38
C. A. Hull Co., Inc.	\$67,164,985.63
Rieth-Riley Construction Co., Inc.	\$66,389,435.49
Toebe Construction LLC	\$57,204,172.98
Anlaan Corporation	\$51,233,205.74
Rauhorn Electric, Inc.	\$42,830,289.84
<b>TOTAL - Top 10</b>	<b>\$1,095,268,911.39</b>
<b>2024 Total Contract Dollars</b>	<b>\$1,826,176,007.11</b>
<b>Percent of Total Program</b>	<b>66.73%</b>

FY 2023	
Awarded Contractor	Awarded Amount
Rieth-Riley Construction Co., Inc.	\$311,049,290.57
Dan's Excavating, Inc.	\$257,453,461.12
Ajax Paving Industries, Inc.	\$235,827,640.45
Toebe Construction LLC	\$209,264,776.92
Michigan Paving and Materials Company	\$170,660,692.79
Kamminga & Roodvoets, Inc.	\$83,005,992.18
Cadillac Asphalt, L.L.C.	\$77,505,676.50
Davis Construction, Inc.	\$75,498,853.76
C. A. Hull Co., Inc.	\$63,729,904.02
Ace-Saginaw Paving Company	\$54,848,885.95
<b>TOTAL - Top 10</b>	<b>\$1,538,845,174.26</b>
<b>2023 Total Contract Dollars</b>	<b>\$2,326,380,461.42</b>
<b>Percent of Total Program</b>	<b>66.15%</b>

FY 2024	
Awarded Contractor	Awarded Contracts
Rieth-Riley Construction Co., Inc	43
Ace-Saginaw Paving Company	26
Anlaan Corporation	25
Michigan Paving and Materials Company	25
Dan's Excavating, Inc	19
Payne & Dolan Inc.	18
Bacco Construction Company	15
Cadillac Asphalt, L.L.C.	15
P.K. Contracting, LLC	14
Rauhorn Electric, Inc.	13
C. A. Hull Co., Inc.	12
Lakeland Asphalt Corporation	12

FY 2023	
Awarded Contractor	Awarded Contracts
Rieth-Riley Construction Co., Inc.	53
Michigan Paving and Materials Company	38
Anlaan Corporation	23
J. Ranck Electric, Inc.	20
Ace-Saginaw Paving Company	19
P.K. Contracting, LLC	19
Payne & Dolan Inc.	18
Cadillac Asphalt, L.L.C.	17
Dan's Excavating, Inc.	16
C. A. Hull Co., Inc.	16
Lakeland Asphalt Corporation	16
Bacco Construction Company	14
Bolen Asphalt Paving, Inc.	13

## TOP LET AND AWARDED CONTRACTS

<b>11/17/2023</b>	<b>701</b>	<b>82102-208481</b>	<b>Dan's Excavating, Inc.</b>	<b>\$138,979,449.94</b>
-------------------	------------	---------------------	-------------------------------	-------------------------

3.90 mi of road reconstruction including signing, pavement markings, ITS, lighting, trail, and bridge rehabilitation on 17 structures including deck replacement, deck patching, epoxy overlay, railing patching, deck joint repairs, resealing, substructure patching, slope protection repairs, rocker repairs, steel repairs, partial painting, concrete surface coating and approach work on M-14 from Sheldon Road to Newburgh Road in the city of Livonia, Wayne County.

<b>11/17/2024</b>	<b>702</b>	<b>25132-210054</b>	<b>Dan's Excavating, Inc.</b>	<b>\$116,669,062.82</b>
-------------------	------------	---------------------	-------------------------------	-------------------------

2.60 mi of alternate pavement bid, road reconstruction, geometric improvements, bridge replacements and bridge rehabilitation including bridge replacement, bridge removal, deck replacement, deep overlay, epoxy overlay, substructure patching and pavement markings on I-475 from Flint River to Carpenter Road in the city of Flint, Genesee County.

<b>04/05/2024</b>	<b>201</b>	<b>09032-128908</b>	<b>Granite Construction Co/Kraemer</b>	<b>\$113,616,820.95</b>
-------------------	------------	---------------------	----------------------------------------	-------------------------

Bridge reconstruction including replacement, guardrail work and approach work on M-13/M-84 over the east branch of the Saginaw River in the city of Bay City, Bay County.

<b>01/26/2024</b>	<b>201</b>	<b>34043-125986-2</b>	<b>Kamminga &amp; Roodvoets, Inc.</b>	<b>\$79,329,206.08</b>
-------------------	------------	-----------------------	---------------------------------------	------------------------

Up to 9.17 lnmi of hot mix asphalt reconstruction, concrete construction of bypass lane, hot mix asphalt resurfacing, drainage improvements, box culverts, cable median barrier, guardrail, concrete curb and gutter, traffic signal flasher and pavement markings and bridge rehabilitation including polyester polymer concrete overlay, beam repairs, substructure patching, concrete surface coating and approach work on I-96 from Bliss Road to Sunfield Highway, Ionia County.

<b>10/27/2023</b>	<b>201</b>	<b>41131-210072</b>	<b>Michigan Paving and Materials Co.</b>	<b>\$63,949,131.59</b>
-------------------	------------	---------------------	------------------------------------------	------------------------

Design-Build Project: 3.19 mi of alternate pavement bid freeway reconstruction on US-131, ramp upgrades, weave/merge lanes, drainage improvements, concrete valley gutter with median barrier, guardrail, intelligent traffic systems, freeway lighting, permanent signing, and pavement markings from 100th Street to 76th Street in Byron Township, Kent County.

<b>10/06/2023</b>	<b>001</b>	<b>82000-217037</b>	<b>C.A. Hull Co., Inc.</b>	<b>\$54,648,773.48</b>
-------------------	------------	---------------------	----------------------------	------------------------

0.56 mi of bridge replacement with 72-inch prestressed concrete bulb tee beams including pavement reconstruction, concrete curb and gutter, drainage, steel piles, steel sheet piles, guardrail, pavement markings, traffic signal and approach work on Rotunda Drive and Miller Road over the Conrail and CN Railroad in the city of Dearborn, Wayne County.

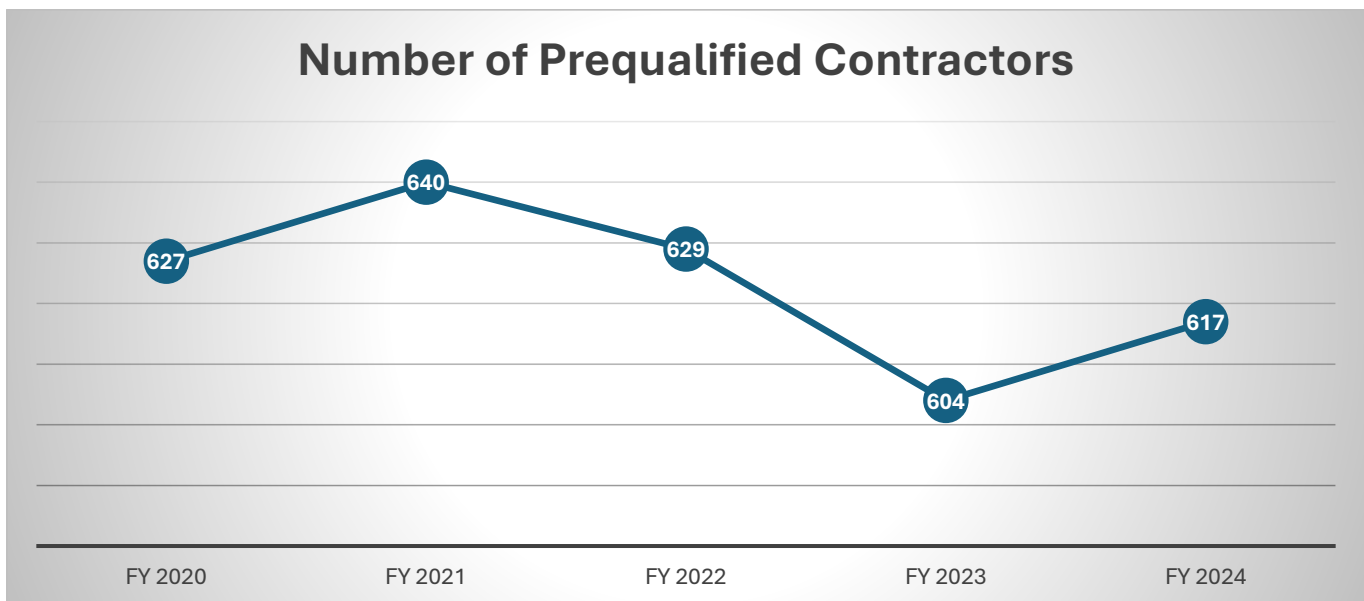
<b>07/12/2024</b>	<b>001</b>	<b>47065-130001-2</b>	<b>Cadillac Asphalt, L.L.C.</b>	<b>\$50,658,281.39</b>
-------------------	------------	-----------------------	---------------------------------	------------------------

3.60 mi of concrete rubblizing and reconstruction, hot mix asphalt, drainage, guardrail, signing upgrades, pavement markings and bridge rehabilitation including deck replacement, steel repair, slope paving repair, partial painting, epoxy overlay, deck patching, joint sealing, barrier replacement, substructure patching, pack rust repairs, structural steel painting and bearing replacements and approach work on I-96 from Chilson Road to Dorr Road, Livingston County.

## DISTRIBUTION OF PREQUALIFIED CONTRACTORS

PREQUALIFICATION RANGE	FY 2024		FY 2023	
	NUMBER	PERCENT	NUMBER	PERCENT
	<u>of</u> <u>Contractors</u>	<u>of total Number</u>	<u>of</u> <u>Contractors</u>	<u>of total Number</u>
\$0 - \$2,000,000	316	51.22%	297	49.17%
\$2,000,001 - \$10,000,000	9	1.46%	11	1.82%
\$10,000,001 - \$20,000,000	24	3.89%	25	4.14%
\$20,000,001 - \$100,000,000	136	22.04%	139	23.01%
\$100,000,001 and Above	132	21.39%	132	21.85%
<b>TOTALS</b>	<b>617</b>	<b>100.00%</b>	<b>604</b>	<b>100.00%</b>

PREQUALIFICATION RANGE	FY 2022		FY 2021	
	NUMBER	PERCENT	NUMBER	PERCENT
	<u>of</u> <u>Contractors</u>	<u>of total Number</u>	<u>of</u> <u>Contractors</u>	<u>of total Number</u>
\$0 - \$2,000,000	303	48.17%	325	50.78%
\$2,000,001 - \$10,000,000	11	1.75%	11	1.72%
\$10,000,001 - \$20,000,000	34	5.41%	47	7.34%
\$20,000,001 - \$100,000,000	144	22.89%	147	22.97%
\$100,000,001 and Above	137	21.78%	110	17.19%
<b>TOTALS</b>	<b>629</b>	<b>100.00%</b>	<b>640</b>	<b>100.00%</b>



## Top 10 Work-Type Classifications

FY 2024

WORK CLASSIFICATION	NUMBER OF PREQUALIFIED CONTRACTORS	WORK TYPE DESCRIPTION
Ea	314	Grading, Drainage Structures, and Aggregate Construction
K	215	Sewers and Watermains
J	200	Miscellaneous Concrete Items
I	177	Seeding and Sodding/Turf Establishment
N2	156	Clearing
Ba	110	Concrete Pavement Patching and Widening
Cb	98	Plant-Mixed hot Mix Asphalt/Bituminous Paving
G	92	Building Moving and Demolition
Fa	89	Bridges and Special Structures
Fd	68	Pump Stations

FY 2023

WORK CLASSIFICATION	NUMBER OF PREQUALIFIED CONTRACTORS	WORK TYPE DESCRIPTION
Ea	298	Grading, Drainage Structures, and Aggregate Construction
K	206	Sewers and Watermains
J	194	Miscellaneous Concrete Items
I	166	Seeding and Sodding/Turf Establishment
N2	147	Clearing
Ba	106	Concrete Pavement Patching and Widening
Cb	93	Plant-Mixed hot Mix Asphalt/Bituminous Paving
G	93	Building Moving and Demolition
Fa	92	Bridges and Special Structures
Fd	70	Pump Stations

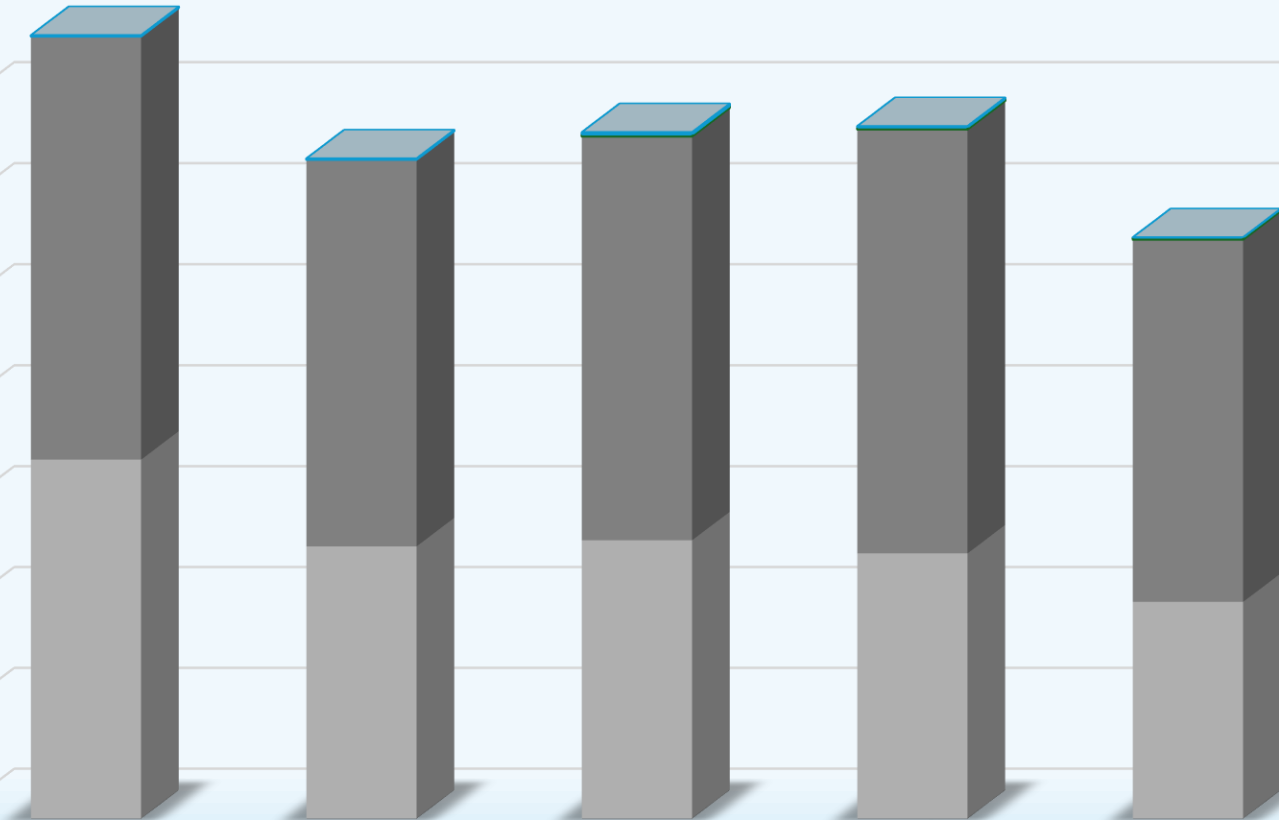


# CONTRACTS BY PROGRAM AREA

Number of Contracts Let  
FY 2020- FY 2024

NUMBER OF CONTRACTS LET

800  
700  
600  
500  
400  
300  
200  
100  
0



OFFICE OF RAIL	FY20	FY21	FY22	FY23	FY24
AERO	1	1	2	1	0
LOCAL	0	0	2	2	2
TRUNKLINE	419	383	400	420	359
	356	270	276	263	215

**Totals**

776

654

680

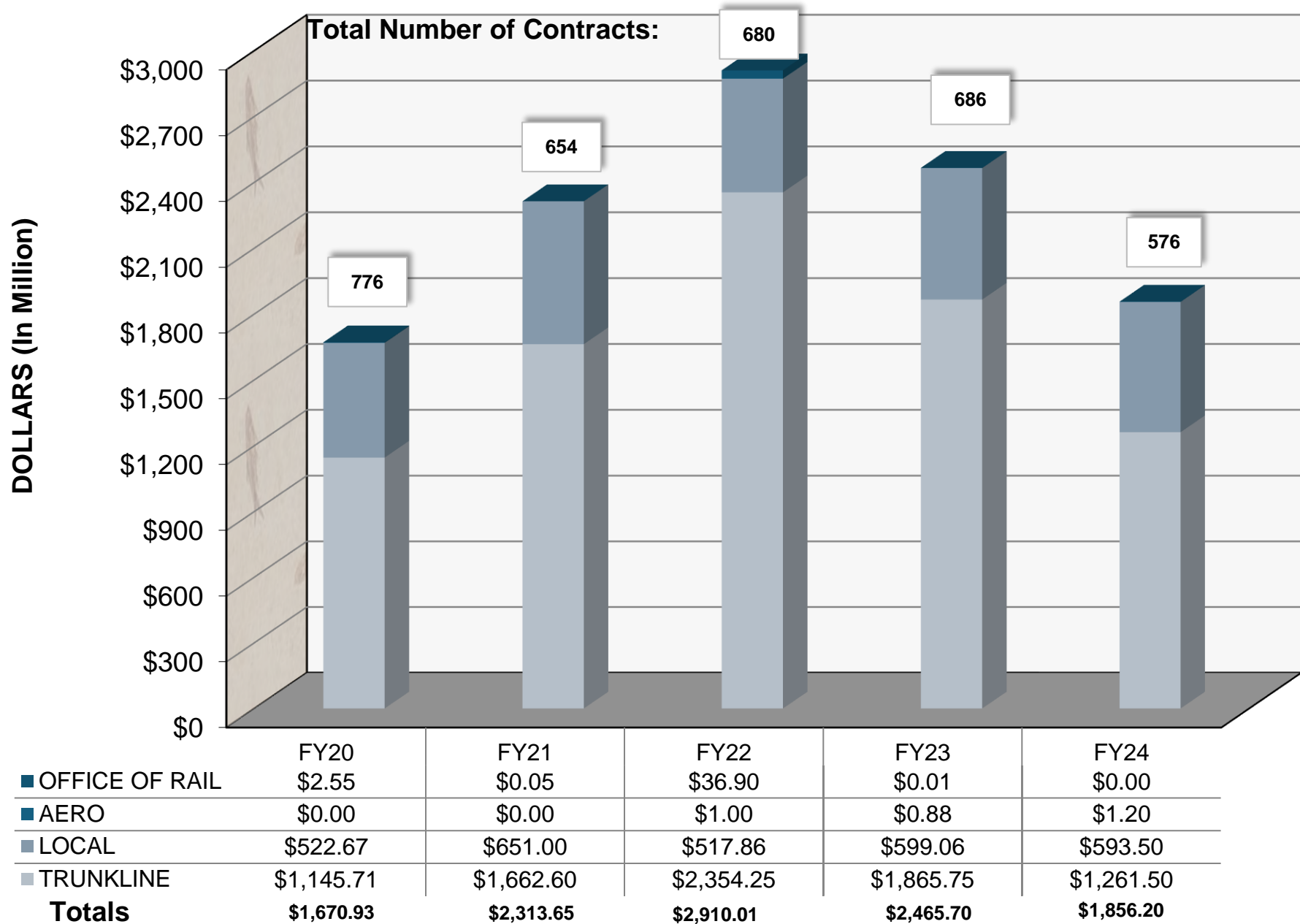
686

576

Construction Contract Reporting FY24

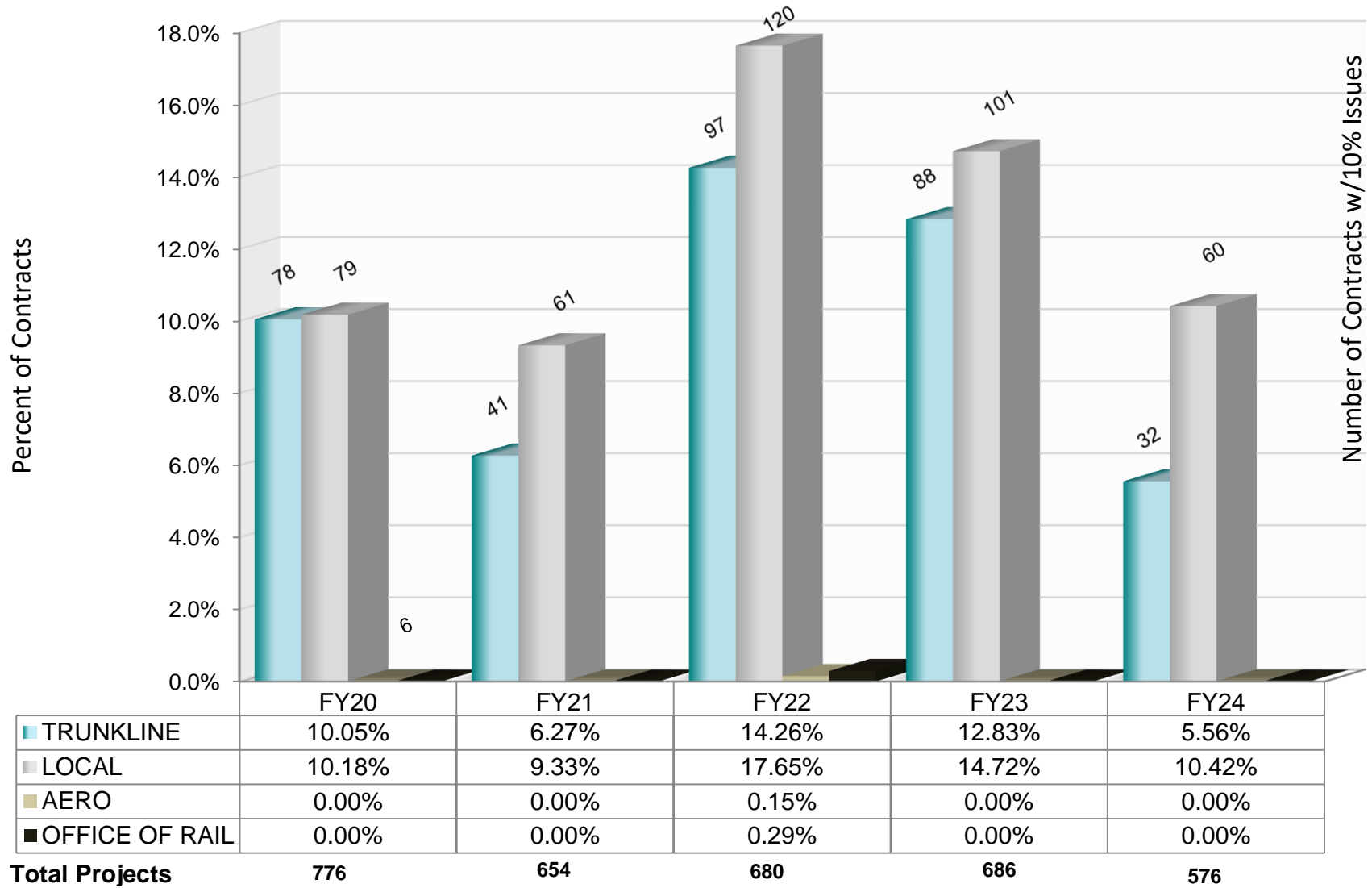
# CONTRACTS BY PROGRAM AREA

Contract Dollars Let - 5 Year Comparison



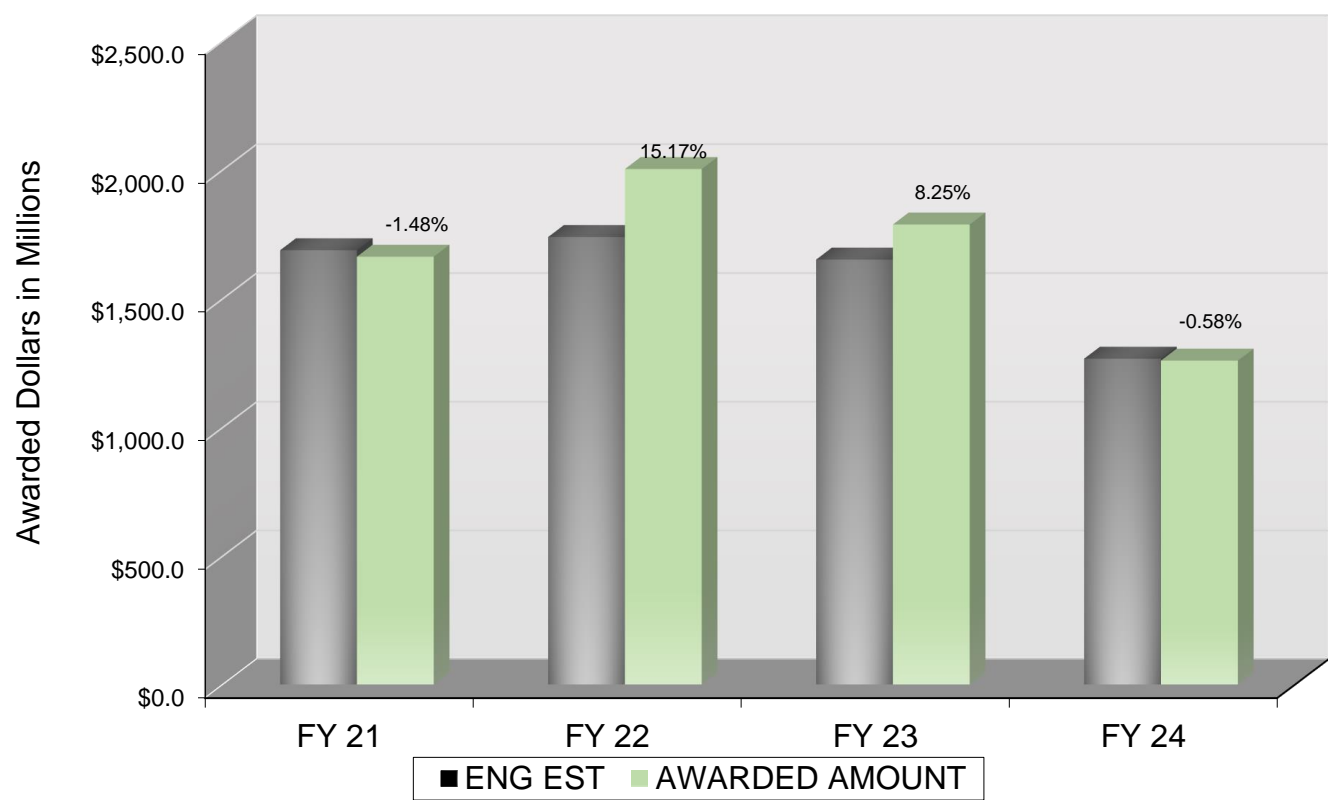
## ACCURACY OF ENGINEER ESTIMATES

Percent of Let Contracts 10%  
Over the Engineer's Estimate

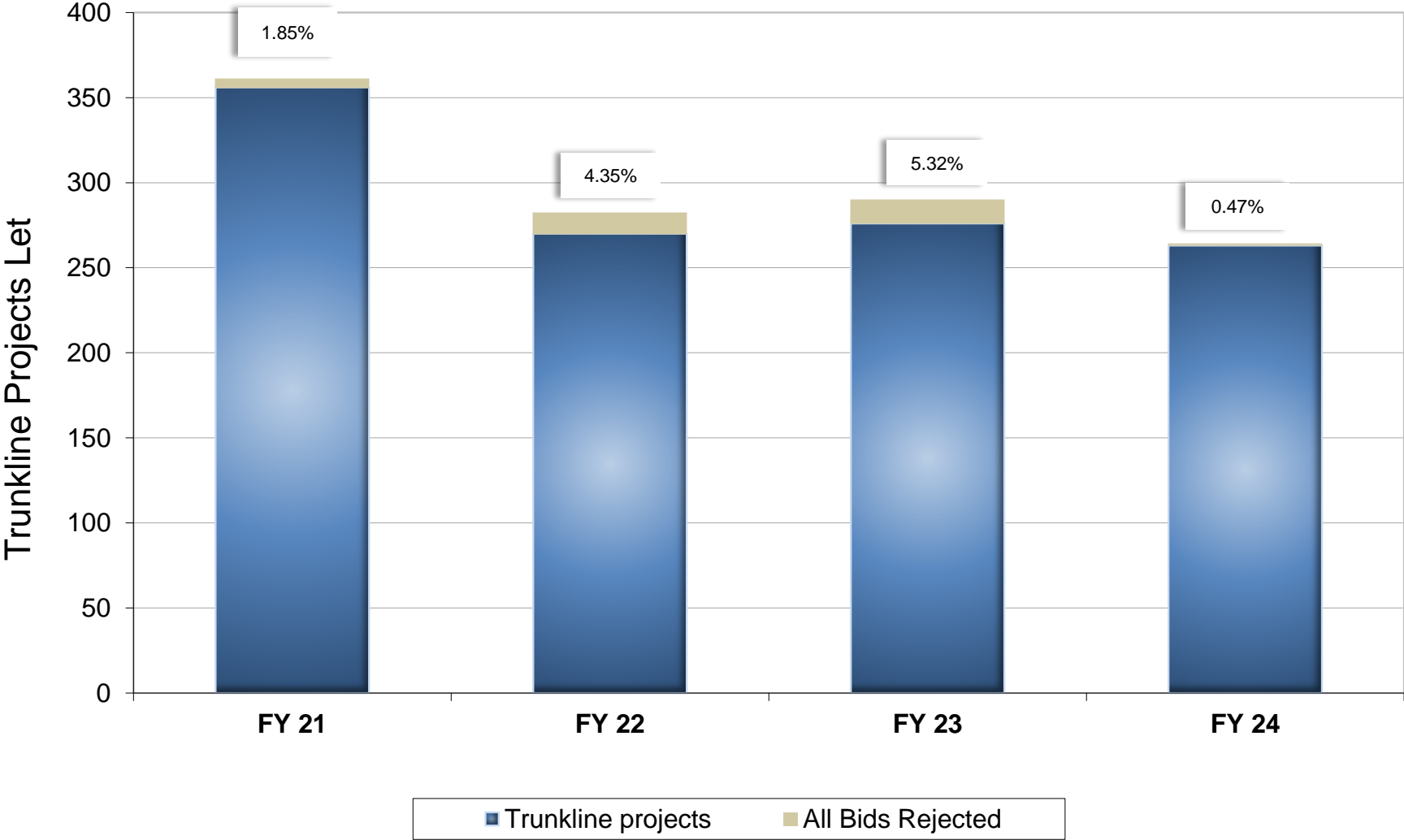


**ACCURACY OF ENGINEER ESTIMATES**

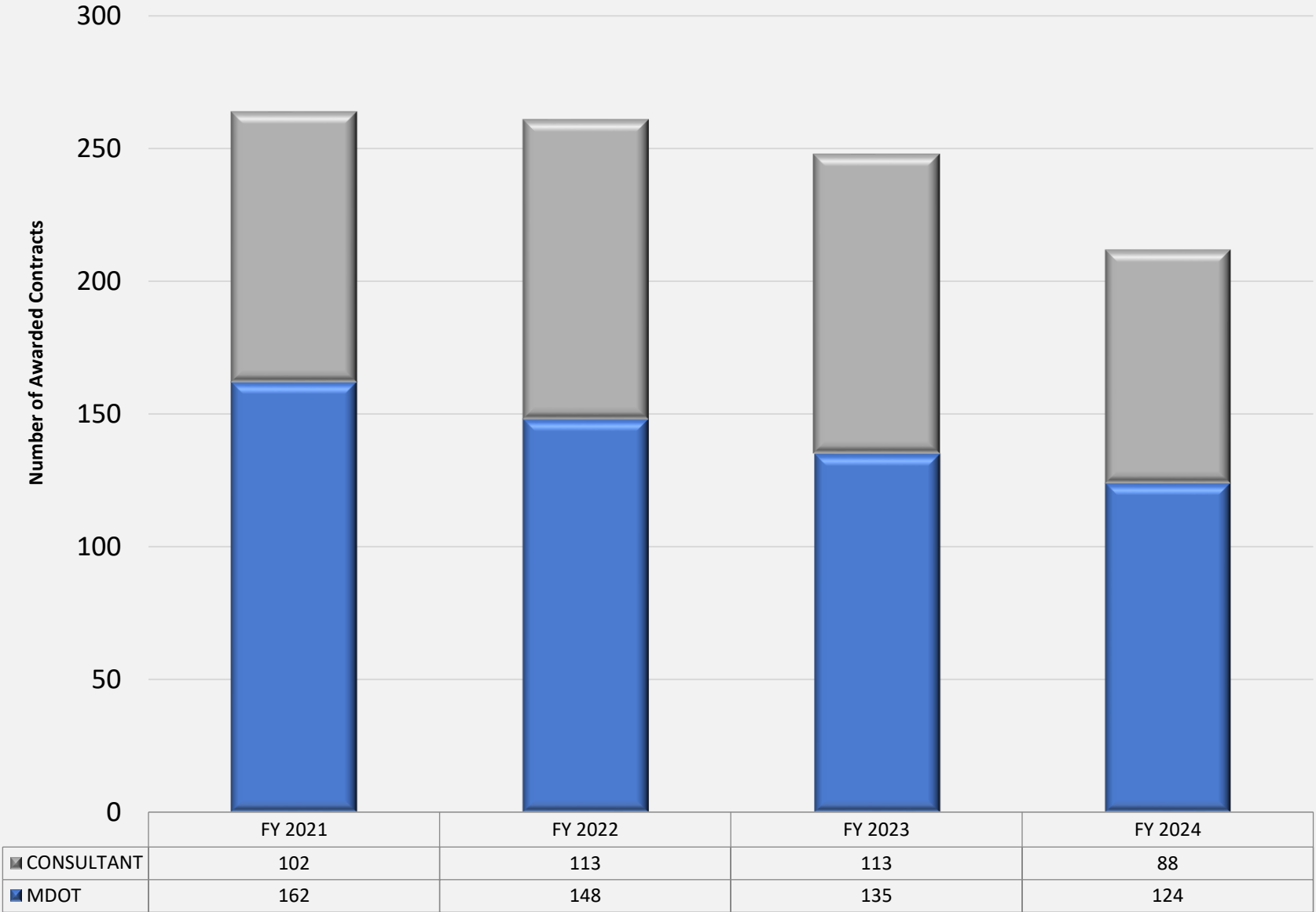
Engineer Estimates vs. Let Contracts Awarded  
Trunkline Contracts



TRUNKLINE ITEMS LET vs. ALL BIDS REJECTED

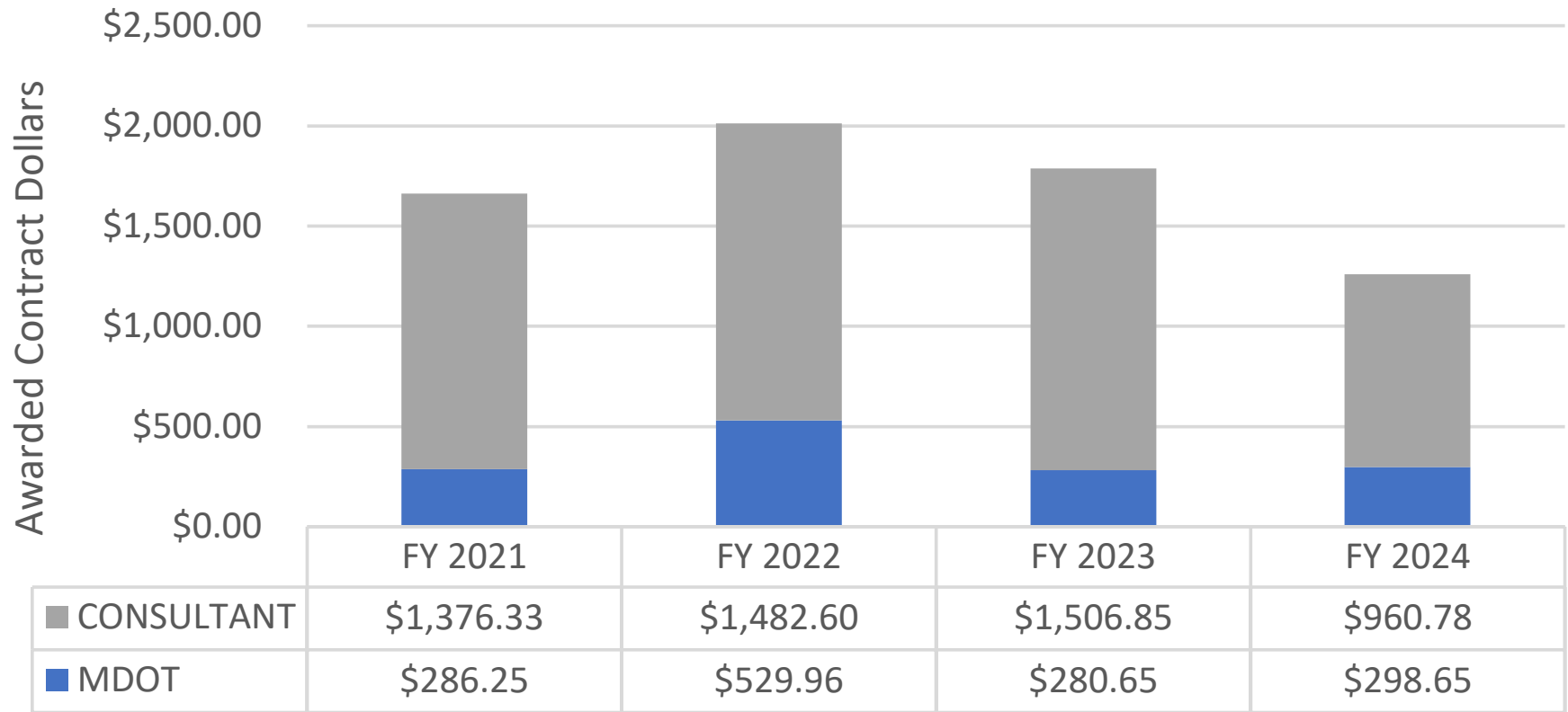


**Design of Let Trunkline Contracts**  
Number of Awarded Contracts



## Design of Let Trunkline Contracts

### Awarded Contract Dollars Millions/Billions



## **UNBALANCED BID REVIEW (UBR) - FY 2024**

- One third of all Trunkline and Local Agency program contracts from each Bid Letting are randomly selected for inclusion in the UBR.
- Trunkline and Local Agency contracts  $\geq$  \$5 million are automatically included, regardless of whether or not they were randomly selected for inclusion in the UBR.
- An unbalanced bid is classified as either materially or mathematically unbalanced.

### **Fiscal Year 2024**

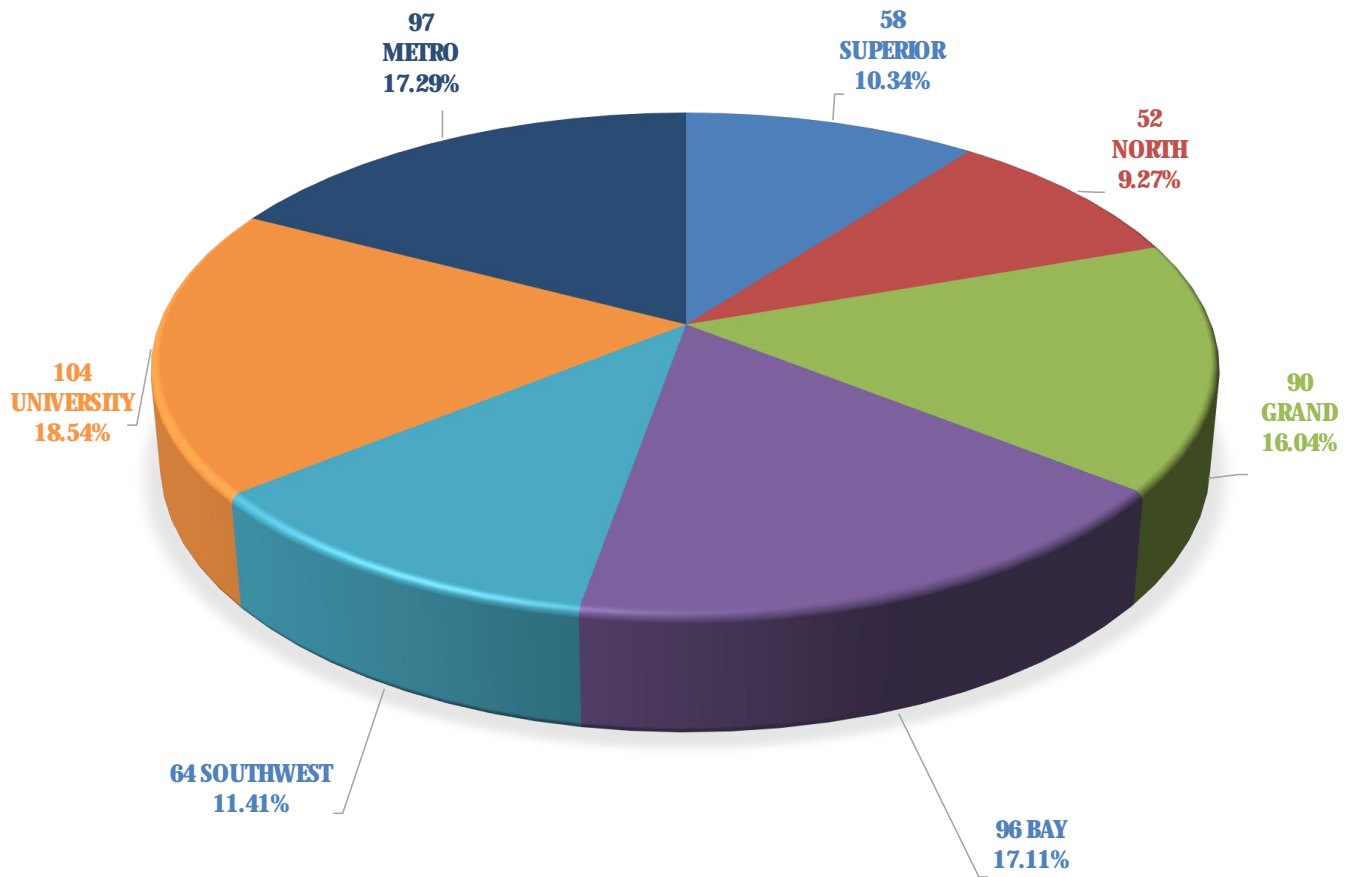
- ❖ 576 Contracts were let, with 213, or 36.9%, included in the UBR.
- ❖ Of the 213 items included in the UBR, 210 were successfully awarded for a total of \$1.26B contract dollars.
- ❖ There were no bids rejected due to being materially unbalanced.
- ❖ The average number of days for *all* items to go through the UBR process is 5.66.
- ❖ 71 contracts were sent to the field for additional review, taking an average of 11.07 days from letting date to release from UBR. Once an item is returned from field review, the UBR Team takes an average of 1.15 days to review and release.

### **Fiscal Year 2023**

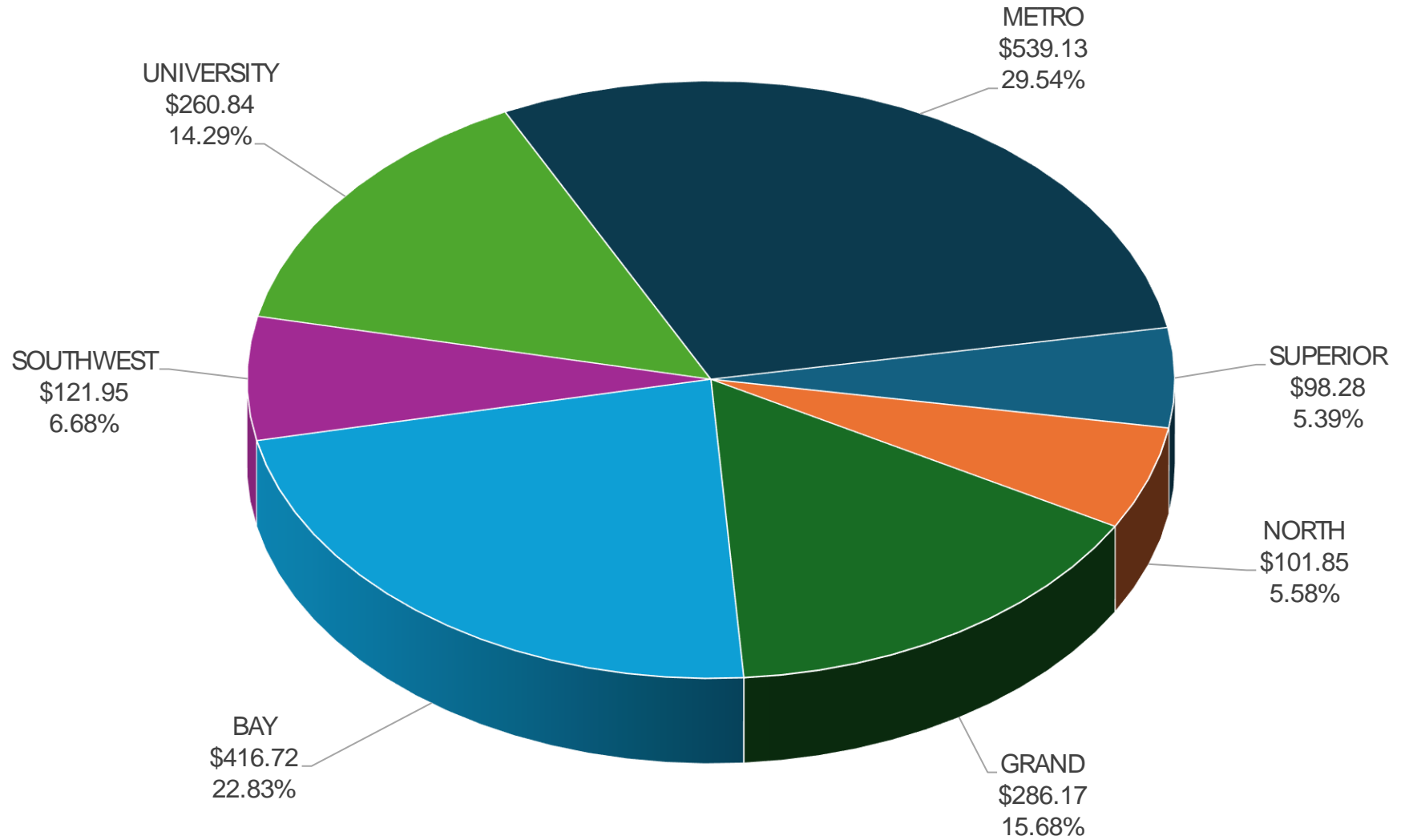
- ❖ 683 contracts were let with 250, or 36.6%, included in the UBR.
- ❖ Of the 250 items included in the UBR, 234 were successfully awarded for a total of \$1.75B contract dollars.
- ❖ All bids were rejected on one item due to being materially unbalanced. It was successfully relet at a later date and awarded.
- ❖ The average number of days for *all* items to go through the UBR process is 6.11.
- ❖ 73 contracts were sent to the field for additional review, taking an average of 13.53 days from letting date to release from UBR. Once an item is returned from field review, the UBR Team takes an average of 2.08 days to review and release.



**AWARDED CONTRACTS BY REGION - FY 2024**  
**NUMBER OF AWARDED CONTRACTS - PERCENTAGE OF TOTAL AWARDED CONTRACTS**



**AWARDED DOLLARS BY REGION (in Millions)**  
**with PERCENTAGE OF TOTAL AWARDED CONTRACT DOLLARS**



**FY 2024 Innovative Projects Overview**

Fiscal Year	Letting	Job Number	Project Location	Contracting Method	Item #	Engineers Estimate	As-Checked	Winner Bidder
1	10/11/2023	215636	Various routes in Traverse City TSC Area	FPVS - Type 1	2310-601		\$1,424,937.52	Michigan Joint Sealing, Inc
2	10/27/2023	210072	US-131, Kent/Allegan Co Line to 76th Street	Design Build & APB	2310-201	\$63,307,634.00	\$63,949,131.59	Michigan Paving & Materials
3	11/17/2023	208481	M-14 Sheldon Rd to Newburgh Rd, Wayne County	APB	2311-701	\$124,101,015.24	\$138,979,449.94	Dan's Excavating
4	11/17/2023	210054	I-475 Flint River to Carpenter Rd, Genesee County	APB	2311-702	\$113,841,184.36	\$116,669,062.82	Dan's Excavating
5	1/2/2024	220698	City of Port Huron, St. Clair County	CMGC			\$792,891.84	Liberty Maintenance and Z Contractors
5	1/2/2024	200163, 209932	City of Port Huron, St. Clair County	CMGC			\$37,500,000.00	Liberty Maintenance and Z Contractors
6	1/26/2024	125986	Up to 9.17 Inmi on I-96 from Bliss Road to Sunfield Highway, Ionia County	FPVS - Type 3	2401-201	\$97,759,990.53	\$79,329,206.08	Kamminga & Roodvoets, Inc
7	2/23/2024	216564	Macomb, Oakland and Wayne Counties	Design Build	2402-701	\$25,750,000.00	\$24,445,632.92	Dan's Excavating
			Miller Road (Ruth Road to County Road 489), Oscoda County (LAP)					
8	3/6/2024	214652	Genesee, Macomb, Oakland and Wayne Counties	FPVS - Type 3	2403-601	\$587,412.40	\$563,815.60	Pyramid Paving and Contracting Co.
8	4/19/2024	217122	Various routes in Crystal Falls TSC Area	Design Build	2404-701	\$30,050,000.00	\$30,048,000.00	Rauhorn Electric, Inc
9	5/8/2024	220172	Various routes in Ishpeming TSC Area	FPVS - Type 1	2405-601		\$449,588.72	Scodeller Construction, Inc
10	5/8/2024	202101	Various routes in Newberry TSC Area	FPVS - Type 1	2405-602		\$449,347.50	Scodeller Construction, Inc
11	5/8/2024	220128	Various routes in Newaygo County (LAP)	FPVS - Type 1	2405-603		\$444,974.20	Wolverine Sealcoating LLC
12	6/12/2024	220748	I-75 City of Flint, Genesee County	FPVS - Type 3	2406-601	\$1,178,159.11	\$1,207,125.80	Fahrner Asphalt Sealers, LLC
13	6/12/2024	220445	Various routes in Davison and Huron TSC Area	FPVS - Type 2	2406-602	\$399,975.40	\$387,947.51	Smith's Waterproofing LLC
14	7/17/2024	220779	Various routes in Bay City and Mt. Pleasant TSC Area	FPVS - Type 1	2407-601		\$520,908.48	Scodeller Construction, Inc
15	8/7/2024	219837	Up to 5.39 mi on US-23NB from Livingston County Line to Thompson Road, Genesee County	FPVS - Type 1	2408-601		\$498,639.14	Fahrner Asphalt Sealers, LLC
16	9/11/2024	130061	Various routes in Cadillac TSC Area	FPVS - Type 3	2409-601	\$2,229,069.36	\$1,385,082.14	Florence Cement Company
17	9/11/2024	217459	I-75 over Rouge River	FPVS - Type 1	2409-602		\$499,999.27	Fahrner Asphalt Sealers, LLC
18	1/2/2024	214269	National Electric Vehicle Infrastructure (NEVI)	CMGC			\$41,266,060.24	CA Hull
19		217941	National Electric Vehicle Infrastructure (NEVI)	Design-Build-Operate-Maintain			\$802,013.40	GMP Southeast, LLC
		217941	National Electric Vehicle Infrastructure (NEVI)	Design-Build-Operate-Maintain			\$758,055.09	GMP Southeast, LLC
		217941	National Electric Vehicle Infrastructure (NEVI)	Design-Build-Operate-Maintain			\$627,219.40	GMP Southeast, LLC
		217941	National Electric Vehicle Infrastructure (NEVI)	Design-Build-Operate-Maintain			\$619,530.40	GMP Southeast, LLC
		217941	National Electric Vehicle Infrastructure (NEVI)	Design-Build-Operate-Maintain			\$614,765.40	GMP Southeast, LLC
		217941	National Electric Vehicle Infrastructure (NEVI)	Design-Build-Operate-Maintain			\$625,888.40	GMP Southeast, LLC
		217941	National Electric Vehicle Infrastructure (NEVI)	Design-Build-Operate-Maintain			\$621,793.00	Rivian, LLC
20	1/2/2024	217737, 218872, 219004, 219007	Marshall Modernization	Progressive Design-Build			\$5,993,335.65	Michigan Innovative Contractors
21	1/2/2024	130035	I-375 Reconnecting Communities	Progressive Design-Build			\$3,361,501.00	Dan's Excavating

**Fixed Price Variable Scope (FPVS) Type 1:** projects receive bids by the units of work that can be completed for a stated fixed price. The selected contractor is the bidder that proposes the most units of work for the given fixed price. Type 1 has been used for HMA crack seal, chip seal, and fog seal projects, bid by the lane mile.

**Fixed Price Variable Scope (FPVS) Type 2:** projects receive bids by the units of work that can be completed for a maximum price. Contractors will bid units of work, and may also bid a price for that work which is below the maximum price. The selected contractor is first determined by the bidder that proposes the most units of work, for their stated maximum price. If two or more contractors propose the same amount of work, then the successful bidder is determined by which of those contractors proposed the lowest maximum price. Type 2 is used on a per site or priority basis, when partial completion of a site or priority is not acceptable such as bridges or ITS.

**Fixed Price Variable Scope (FPVS) Type 3:** projects receive bids through a traditional low bid process. The contractor provides unit prices for pay items provided in the schedule of items. The selected contractor is determined by the lowest submitted bid. The project is awarded at the low bid price.

**Alternate Pavement Bids (APB):** A selection method where the contractor can bid on equivalent designs of competing alternates (i.e., HMA and concrete pavements).

**Construction Manager/General Contractor (CMGC):** In a CMGC project, MDOT has a direct contract with an architectural/engineering (A/E) firm for design work and a separate contract with a contractor for construction and construction management. The construction manager acts as consultant to MDOT in the development and design phases but as the equivalent of the prime contractor during the construction phase. In addition to acting in MDOT's interest during the design phase, the construction manager must manage and control construction costs.

**Design-Build (DB):** Design-Build is a delivery method where both the design and construction of a project are contracted with a single entity known as the design-builder. The design and construction phases usually overlap on a DB contract which can significantly reduce the overall project delivery time.

**Design/Build/Operate (Or Maintain):** A DBFOM is a Design-Build contract where the contract transfers specific financial, operational, and maintenance responsibilities to the design-builder for a specific period of time.

**Progressive Design-Build:** Progressive Design Build is a hybrid delivery method that combines the early contractor involvement benefits of construction manager/ general contractor (CM/GC) with the all-inclusive responsibilities of design-build. Unlike CM/GC, with PDB, the owner has one contract with the PDB Team for the entire project completion.

	TRUNKLINE				LOCAL AGENCY				AERO				FREIGHT SERVICES				TOTALS			
DATE	# Let	# Awd	\$ Let	\$ Awd	# Let	# Awd	\$ Let	Awd	# Let	# Awd	\$ Let	\$ Awd	# Let	# Awd	\$ Let	\$ Awd	# Let	\$ Let	# Awd	\$ Awd
Oct-23	27	27	\$144.4	\$144.4	40	37	\$118.8	\$111.2	0	0	\$0.0	\$0.0	0	0	\$0.0	0.0	67	\$263.2	64	255.6
Nov-23	19	19	\$362.6	\$362.6	38	38	\$71.1	\$71.1	0	0	\$0.0	\$0.0	0	0	\$0.0	0.0	57	\$433.7	57	433.7
Dec-23	35	35	\$169.6	\$169.6	31	30	\$42.3	\$36.7	0	0	\$0.0	\$0.0	0	0	\$0.0	0.0	66	\$211.9	65	206.3
Jan-24	15	15	\$123.8	\$123.8	40	39	\$75.5	\$75.0	0	0	\$0.0	\$0.0	0	0	\$0.0	0.0	55	\$199.3	54	198.8
Feb-24	12	12	\$46.6	\$46.6	28	28	\$44.9	\$44.9	2	2	\$1.2	\$1.2	0	0	\$0.0	0.0	42	\$92.7	42	92.7
Mar-24	14	14	\$31.6	\$31.6	33	33	\$36.8	\$36.8	0	0	\$0.0	\$0.0	0	0	\$0.0	0.0	47	\$68.4	47	68.4
Apr-24	15	15	\$167.8	\$167.8	35	33	\$44.7	\$43.3	0	0	\$0.0	\$0.0	0	0	\$0.0	0.0	50	\$212.5	48	211.1
May-24	14	14	\$19.5	\$19.5	33	33	\$36.9	\$36.9	0	0	\$0.0	\$0.0	0	0	\$0.0	0.0	47	\$56.4	47	56.4
Jun-24	10	10	\$8.3	\$8.3	22	21	\$40.5	\$32.8	0	0	\$0.0	\$0.0	0	0	\$0.0	0.0	32	\$48.8	31	41.1
Jul-24	15	13	\$62.8	\$62.8	31	30	\$43.7	\$41.5	0	0	\$0.0	\$0.0	0	0	\$0.0	0.0	46	\$106.5	43	104.3
Aug-24	21	20	\$86.3	\$84.2	12	11	\$18.2	\$15.3	0	0	\$0.0	\$0.0	0	0	\$0.0	0.0	33	\$104.5	31	99.5
Sep-24	18	18	\$38.2	\$38.2	16	16	\$20.1	\$20.1	0	0	\$0.0	\$0.0	0	0	\$0.0	0.0	34	\$58.3	34	58.3
TOTAL	215	212	\$1,261.5	\$1,259.4	359	349	\$593.5	\$565.6	2	2	1.20	\$1.2	0	0	\$0.0	0.0	576	\$1,856.2	563	1,826.2