



REQUEST FOR QUALIFICATIONS

MICHIGAN DEPARTMENT OF TRANSPORTATION

Metro Region

Design-Build Project

Pump Station Permanent Standby Generators – Phase II

Bundle 1 & Bundle 2

Job Numbers: 216564 (Bundle 1)

217122 (Bundle 2)

Control Section: Varies

~~Original Issue~~Addendum 1

October 419, 2023

Table of Contents

1	INTRODUCTION	1
1.1	PROCUREMENT PROCESS.....	1
1.2	PROJECT GOALS	1
2	BACKGROUND INFORMATION; RFQ PROCESS	3
2.1	PROJECTS DESCRIPTION; SCOPE OF WORK.....	3
2.2	PROJECT SCHEDULES	3
2.3	INQUIRIES AND GENERAL INFORMATION	4
2.4	PREQUALIFICATION.....	5
2.5	MAJOR PARTICIPANTS.....	5
2.6	MDOT CONSULTANT/TECHNICAL SUPPORT	6
2.7	CONFLICTS OF INTEREST	6
2.8	CHANGES TO ORGANIZATIONAL STRUCTURE.....	6
2.9	FEDERAL REQUIREMENTS	6
2.10	EQUAL EMPLOYMENT OPPORTUNITY	6
2.11	(NOT USED)	6
3	CONTENT OF STATEMENT OF QUALIFICATIONS	7
3.1	INTRODUCTION (PASS/FAIL)	7
3.2	UNDERSTANDING OF PROJECT (25 POINTS)	7
3.3	QUALIFICATIONS OF TEAM (40 POINTS)	7
3.3.1	<i>Organization of Project Team</i>	8
3.3.2	<i>Project Team Communication</i>	8
3.3.3	<i>Key Personnel</i>	8
3.4	SUBMITTER EXPERIENCE (25 POINTS)	11
3.5	PAST PERFORMANCE OF DESIGNERS (10 POINTS).....	11
3.6	LEGAL AND FINANCIAL (PASS/FAIL).....	11
3.6.1	<i>Organizational Conflicts of Interest</i>	12
3.6.2	<i>Legal Structure</i>	12
3.6.3	<i>Financial Viability</i>	12
4	EVALUATION PROCESS.....	13
4.1	SOQ EVALUATION.....	13
4.2	SOQ SCORING.....	13
4.3	DETERMINING SHORTLISTED SUBMITTERS	13
4.4	NOTIFICATION OF SHORTLISTING	13
4.5	DEBRIEFING	13
5	SOQ SUBMITTAL REQUIREMENTS.....	14
5.1	DUE DATE, TIME AND LOCATION.....	14
5.2	FORMAT	14
6	PROCUREMENT PHASE 2	15
6.1	REQUEST FOR PROPOSALS.....	15
6.2	RFP STRUCTURE.....	15
6.3	PROPOSAL EVALUATIONS	15
6.4	STIPENDS	15

Attachments

ATTACHMENT A	LOCATION MAP	16
ATTACHMENT B	PRELIMINARY REFERENCE INFORMATION DOCUMENTS	19
ATTACHMENT C	CONFLICT OF INTEREST DISCLOSURE	27
ATTACHMENT D	EXAMPLE NOTICE OF SHORTLISTING RESULTS	28
ATTACHMENT E	SUBMITTER INTRODUCTION FORM.....	29

1 INTRODUCTION

The Michigan Department of Transportation (MDOT) is requesting Statements of Qualifications (“SOQs”) from entities (“Submitters”) interested in submitting proposals for the design and construction of permanent standby generators and ancillary infrastructure at up to 110 pump station sites primarily in Genesee, Macomb, Oakland and Wayne Counties (the “Projects”). The Projects are intended to be delivered via two separate design-build contracts as shown in the project description below. Each Project may include up to 55 pump station sites. This request for SOQs and the consequent shortlisting will apply to both Projects, Bundle 1 and Bundle 2. The Projects will be funded with federal-aid dollars thereby requiring the Submitters adhere to all pertinent federal, state and local requirements. MDOT has concluded that harnessing private-sector creativity through a design-build approach is the best way to ensure cost-effective and expedited delivery of these Projects to maintain corridor mobility, minimize environmental impacts, provide needed safety improvements and economic development benefits to the public.

1.1 Procurement Process

MDOT intends, through this procurement, to enter into two separate Contracts that will result in cost-effective and expedited completion of all elements of the Projects. The Contracts will obligate the design-build contractor(s) (“Design-Builder(s)”) to administer, design and construct the Projects. MDOT will use a two-phase procurement process to select the Design-Builder(s) to deliver the Projects. This Request for Qualifications (RFQ) is issued as part of the first phase to solicit information, in the form of SOQ’s, that MDOT will evaluate to determine which Submitters are the most qualified to successfully deliver the Projects. MDOT intends to shortlist as few as three (3), but not more than five (5) Submitters that are eligible to receive the Request for Proposals (RFP). In the event that there are less than three Submitters, MDOT may cancel the procurement or re-advertise the Projects.

In the second phase, MDOT will issue an RFP for each Project to the shortlisted Submitters. Only the shortlisted Submitters will be eligible to submit technical and price proposals in response to the RFP for the Projects. Each shortlisted Submitter that submits a proposal in response to the RFP is referred to herein as a “Proposer.” MDOT intends to award Contracts for the Projects to the Proposer that bids the highest number of sites, to be determined as described in the RFP.

Each Contract will include a fixed price to complete the Project. The Contract will set forth the terms of the Design-Builder compensation and additional details of the Design-Builder’s anticipated obligations and responsibilities in connection with the administration, design and construction of the Project.

Award of a Design-Build Contract will be conditioned upon finalization of a Design-Build Contract, and the satisfaction of other conditions that will be set forth in the RFP.

1.2 Project Goals

The following goals have been established for the Projects:

- A. Safety
 - i. Provide safe Project areas for the traveling public and workers during execution of the Projects
 - ii. Provide a solution consistent with current MDOT, FHWA, and AASHTO practices, guidelines, policies, and standards.
- B. Meet the Projects funding requirements which requires expenditure of all funds prior to December 31, 2026, and complete the Projects within MDOT’s established budget
- C. Install permanent standby generators at highest priority pump station sites prior to March 1, 2025
- D. Install permanent standby generators at the maximum number of pump station sites
- E. Mobility – Minimize impacts to traffic on trunkline and the local roads adjacent to the Projects
- F. Utilities – Provide close coordination with affected utility companies to promote the successful and timely delivery of the Projects

- G. Provide high-quality products
- H. Minimize future maintenance related to fuel tank and generator maintenance

2 BACKGROUND INFORMATION; RFQ PROCESS

2.1 Projects Description; Scope of Work

The Projects are located along various routes in Genesee, Macomb, Oakland and Wayne County, and includes the design and construction for the following major items of work by Project:

Bundle 1 – JN 216564, various control sections

- Installation of permanent standby generators for up to 55 pump stations,
- Installation of automatic transfer switches,
- Installation of security features,
- Installation of natural gas lines or fuel tanks and associated fuel lines,
- Construction of ancillary infrastructure, including leveling pads and retaining walls.

Bundle 2 – JN 217122, various control sections

- Installation of permanent standby generators for up to 55 pump stations,
- Installation of automatic transfer switches,
- Installation of security features,
- Installation of natural gas lines or fuel tanks and associated fuel lines,
- Construction of ancillary infrastructure, including leveling pads and retaining walls.

Traffic is expected to be maintained with the following restrictions. The RFP will contain the final requirements for maintaining traffic.

- Traffic will be maintained during peak hours according to the MDOT Mobility Restrictions Map.
- In general, shoulder closures will be permitted at any time.
- Maximum duration of traffic impact will be limited to 14 days.
- All traffic must be in their normal lanes during Seasonal Suspension. Work that does not impact traffic maybe allowed during the winter period. MDOT will not participate in extra costs associated with performing work during the winter.

Project information and data is included in attachments as follows:

- Attachment A – Location Map
- Attachment B – Preliminary Reference Information Documents (RID)

Reference Information Documents (RID) and reference to any website (including the Project Webpage) in this RFQ are provided for reference and background information only. MDOT has not determined whether the RID are without error, complete, pertinent, or of any other value to potential Design-Builders. MDOT makes no representation as to the accuracy, completeness, or pertinence of the RID or information in any referenced website (including the Project Webpage), and, in addition, shall not be responsible for any interpretations thereof or conclusions drawn therefrom. The information contained in the RID or set forth in any referenced website (including the Project Webpage) reflects information as of any date or time identified therein.

The RID provided are in draft format and are being provided for informational purposes only. The RID provided are subject to revision, correction, or alteration. MDOT may not provide notification of such changes. The RID provided will not be used or relied upon for bidding or estimating purposes, nor will they otherwise be considered contractual or binding in nature.

2.2 Project Schedules

MDOT anticipates carrying out the first phase of the procurement process contemplated hereby in accordance with the following schedule:

Bundle 1 & Bundle 2

Issue RFQ	October 4, 2023
Deadline for submitting RFQ questions	October 26, 2023, 4:00 pm EST
SOQ due date	November 2, 2023, 4:00 pm EST
Anticipated Notification of shortlisted Submitters (Proposers)	November 2023

Bundle 1

Anticipated RFP Issuance	November 2023
Anticipated Contract Award	March 2024
Anticipated Substantial Completion	Late 2025

Bundle 2

Anticipated RFP Issuance	March 2024
Anticipated Contract Award	June 2024
Anticipated Substantial Completion	Early 2026

These schedules are subject to modification at the sole discretion of MDOT. Submitters will be notified of any change by an addendum to this RFQ. MDOT intends to issue the RFPs after the selection of the shortlisted Proposers and to prosecute each procurement to a Contract award thereafter. The RFP will establish the Project schedules including open to traffic and completion dates.

2.3 Inquiries and General Information

Information regarding this RFQ, including addenda to the RFQ, questions and answers, and project specific information, will be posted at the following website under the 2023 Projects tab: [Innovative Contracting \(michigan.gov\)](https://www.michigan.gov/innovativecontracting).

In order to facilitate receipt, processing and response, all questions regarding the Projects shall be submitted by e-mail to the MDOT Innovative Contracting Project Manager listed below by the date indicated in Section 2.2. The employees and representatives of the Submitter may not contact any MDOT staff (including members of the selection team) other than the MDOT Innovative Contracting Project Manager, or their designee, to obtain information on the Projects. Such contact may result in disqualification.

MDOT may make edits in addenda to this RFQ in response to clarification requests. Alternatively, MDOT may respond to those questions that MDOT deems to be material and not adequately addressed through potential addenda to the RFQ. MDOT will post any such responses and/or addenda to this RFQ on the MDOT Innovative Contracting website.

Proposers are responsible for monitoring the MDOT Innovative Contracting website for information concerning this procurement.

MDOT Innovative Contracting Project Manager

James Ranger, P.E.

Michigan Department of Transportation, Innovative Contracting Unit

E-mail: rangerj@michigan.gov

Addenda to the RFQ:

MDOT reserves the right to revise this RFQ at any time before the SOQ due date. Such revisions, if any, will be announced by addenda and posted on the MDOT Innovative Contracting website. Submitters are responsible for monitoring the MDOT Innovative Contracting website for information concerning this

procurement as teams responding to this RFQ will be required to acknowledge in Attachment E, Submitter Introduction Form, that they have received and reviewed all Addenda posted thereon.

News Releases:

Any news releases pertaining to this RFQ or the services, study, data or project to which it relates will not be made without prior written MDOT approval, and then only in accordance with the explicit written instructions from MDOT.

Observers During Evaluation:

Submitters are advised that observers from federal or other agencies affected by the Projects and local governmental entities, may observe the SOQ evaluation process and will have the opportunity to review the SOQs after the SOQ Due Date.

Disclosure:

All information in a Submitter's SOQ and any contract resulting from this RFQ are subject to disclosure under the provisions of the "Freedom of Information Act," 1976 Public Act No. 442, as amended, MCL 15.231, et seq.

2.4 Prequalification

The Submitter and their subcontractors must meet the following prequalification requirements:

Design-Builder Prequalification Requirements

- 27500 Fd or 27500 L

Lead Engineering Design Firms Prequalification Requirements

- Design – Utilities: Pump Stations

Anticipated Secondary Engineering Design Firms Prequalification Requirements (Firms that satisfy the requirements denoted with an asterisks (*) below must be identified in the SOQ. Firms that satisfy the remainder of the requirements do not need to be identified in the SOQ)

- Design - Roadway
- Design Geotechnical: Advanced*
- Design – Hydraulics II*
- Design – Bridges
- Design – Traffic: Signing – Freeway
- Design – Traffic: Work Zone Maintenance of Traffic*
- Surveying: Right of Way
- Surveying: Road Design

Additional design prequalification classifications will be listed in the Project Request for Proposal.

2.5 Major Participants

As used herein, the term "Major Participant" means any of the following entities: all general partners or joint venture members of the Submitter; all individuals, persons, proprietorships, partnerships, limited liability partnerships, corporations, professional corporations, limited liability companies, business associations, or other legal entity however organized, holding (directly or indirectly) a 30% or greater interest in the Submitter; any subcontractor(s) that will perform work valued at 30% or more of the overall contract amount; the lead engineering/design firm(s); and each engineering/design sub-consultant that will perform 30% or more of the design work.

2.6 MDOT Consultant/Technical Support

MDOT has retained consultants to provide guidance in preparing and evaluating the RFP and advice on related contractual and technical matters for these design-build projects. The following consultants are not eligible to participate on any Submitter's team: AECOM Great Lakes, Inc.; Surveying Solutions, Inc.; Somat Engineering, Inc.

2.7 Conflicts of Interest

The Proposer shall accept responsibility for being aware of the requirements of 23 Code of Federal Regulations (CFR) 636.116 and include a full disclosure of all potential organizational conflicts of interest in the Proposal.

The Submitter shall complete a Conflict of Interest Statement (See Attachment C) certifying that they have read and understand MDOT's policy regarding conflict of interest and the CFR and that each Major Participant has done the same. The Submitter shall certify that they and each Major Participant have no conflict of interest with the Projects. If there is a conflict with the Projects, then the Submitter needs to describe the conflict.

The Submitter agrees that, if after award, an organizational conflict of interest is discovered, the Submitter shall make an immediate and full written disclosure to MDOT that includes a description of the action that the Submitter has taken or proposes to take to avoid or mitigate such conflicts. If an organizational conflict of interest is determined to exist, MDOT may, at its discretion, cancel the design-build contract for the Project. If the Submitter was aware of an organizational conflict of interest prior to the award of the contract and did not disclose the conflict to MDOT, MDOT may terminate the contract for default.

MDOT may disqualify a Submitter if any of its Major Participants belong to more than one submitting team.

2.8 Changes to Organizational Structure

All changes in Key Personnel or a Major Participant from a Submitter's SOQ to the Submitter's Proposal in response to the RFP shall be approved by MDOT in writing by submitting Form 5100G. Changes in Key Personnel or a Major Participant shall be approved by MDOT prior to submitting a proposal in response to the RFP. MDOT may revoke an awarded contract if any Key Personnel or Major Participant identified in the SOQ is removed, replaced or added without MDOT's prior written approval. To qualify for MDOT approval, the written request shall document that the proposed removal, replacement or addition will be equal to or better than the Key Personnel or Major Participant provided in the SOQ. MDOT will use the criteria specified in this RFQ to evaluate all requests. Form 5100G Changes in Key Personnel shall be submitted to MDOT's Innovative Contracting Project Manager as identified in Section 2.3 (Forms can be found at this website: <https://mdotboss.state.mi.us/webforms/WebFormsHome.htm>).

2.9 Federal Requirements

Submitters are advised that the RFP will be drafted based on the assumption that the Projects will be eligible for federal-aid funds. Therefore, the procurement documents and the Contracts shall conform to requirements of applicable federal law, regulations and policies. MDOT anticipates that certain federal procurement requirements will apply, including but not limited to those in Attachment F. MDOT reserves the right to modify the procurement process described herein to address any concerns, conditions or requirements of federal agencies. Proposers shall be notified in writing via an addendum of any such modifications.

2.10 Equal Employment Opportunity

The Submitter will be required to follow both State of Michigan and Federal Equal Employment Opportunity (EEO) policies.

2.11 (Not Used)

3 CONTENT OF STATEMENT OF QUALIFICATIONS

This section describes specific information that shall be included in the SOQ. SOQs shall follow the outline of this Section 3.0. Submitters shall provide brief and concise information that addresses the requirements of the Projects consistent with the evaluation criteria described in this RFQ. SOQs shall be submitted exclusively in the English language, inclusive of English units of measure and cost terms in United States of America dollar denominations.

3.1 Introduction (Pass/Fail)

The Submitter must complete and sign the Submitter Introduction Form (Attachment E). **The form certifies the truth and correctness of the contents of the SOQ.** This information will be used to define the Submitter team structure and composition, identify the Submitter and its designated contact, and will be reviewed on a pass/fail basis only and not as part of the qualitative assessment of the SOQ.

3.2 Understanding of Project (25 points)

Based on information available at the time of the RFQ, provide a synopsis demonstrating the Submitter's understanding of the physical description of the Projects, probable impacts of the Projects, potential issues and risks affecting the Projects, and Submitter approach to delivering the Projects and potential solutions to probable impacts and risks. Demonstrate an understanding of the Projects goals discussed in Section 1.2 as the following areas are specifically addressed:

- A. Understanding of Projects scope;
- B. Understanding of the construction and schedule requirements needed for the Projects;
- C. Understanding of the design requirements needed for the Projects;
- D. Understanding of mobility and safety concerns;
- E. Understanding of the utility coordination efforts and process for resolving conflicts;
- F. Understanding the potential risks associated with the Projects and mitigation efforts that will be needed to remove or reduce the risk to meet the Projects goals.
- G. Understanding of maintaining pump station operations and capacity for pumping throughout the Projects.

3.3 Qualifications of Team (40 points)

Provide the qualifications of the Submitter's team that includes both construction firm and design firm personnel. The information should address the following:

- A. Management and staff experience, capabilities and functions on projects of comparable scope and with similar conditions.;
- B. The strength and depth of experience of the Key Personnel for the Projects listed in Submitter's response;
- C. Effective project management and quality management structure, and approach to interaction with MDOT or other entities;
- D. Effective utilization of personnel and experience of team members working together;
- E. Experience with expedited schedules and timely completion on comparable projects;
- F. Experience with on-budget completion of comparable projects;
- G. Experience with integrating design and construction activities;
- H. Company experience and qualifications that are relevant to the Project scope;
- I. Experience with utility coordination efforts and conflict resolutions; and
- J. Qualifications and experience relating to successful Maintenance of Traffic operations on comparable corridor projects.

3.3.1 Organization of Project Team

A narrative describing the Submitter's teaming arrangements, its management structure and design-build management approach. The narrative should include, at a minimum, a discussion of the following:

- A. How the Submitter team will operate, in light of the complexity and sequencing of the Project(s);
- B. The experience of the team members working together on other comparable projects and the results of that experience; and
- C. How the management structure will facilitate the management of the Project(s) risks.

Describe the roles of all Key Personnel, Major Participants and identified subcontractors. The entity meeting each of the construction prequalification classifications and subclassifications listed in section 2.4 must be identified. Include what percent of the named role that the entity is expected to provide.

Provide an organizational chart(s) showing the flow of the "chain of command" with lines identifying participants who are responsible for major functions to be performed and their reporting relationships, in managing, designing and building the Project(s). The chart(s) must show the functional structure of the organization down to the design discipline leader or construction supervisor level and must identify Key Personnel by name. Identify the Submitter and all known Major Participants in the chart(s).

Submitters may be unable to identify all subcontractors who are providing construction and design services (design services meeting the prequalification requirements listed in Section 2.4 must be provided). If a Submitter is unable to provide the name of the subcontractors, they should include a plan of how they will obtain the firm including what qualifications they would expect the firm to provide.

3.3.2 Project Team Communication

The Submitter shall provide information that will show how the Submitter communicates within the Submitter organization, with MDOT, and with others during the execution of the Project(s). MDOT's desire is to have a strong single point of contact who controls the Project(s) during all phases, including planning, design, and construction. Scoring will favor those Submitters who provide a clear and concise communication approach that incorporates and integrates all components of the Submitter's team (i.e. primary designers, sub-consultant designers, construction managers, construction field personnel, construction office personnel, material testing personnel, etc.) and inserts MDOT personnel and other appropriate stakeholders (i.e. local residents and businesses, public agencies) within that communication plan (i.e. process for design and construction submittals to MDOT, MDOT involvement in quality checkpoints during design and construction, incorporating MDOT review of design changes during construction, public information plan, etc.).

3.3.3 Key Personnel

3.3.3.1 Resumes of Key Personnel

Resumes of Key Personnel shall be provided as Appendix A – Resumes of Key Personnel to the SOQ. Resumes of Key Personnel shall be limited to two pages each and will not be counted towards the overall SOQ page limit. If an individual fills more than one position, only one resume is required. The listing below describes the minimum key personnel for the Projects ("Key Personnel"), others may be added by the Submitter. Submitters may propose alternate plans to staff and manage the Projects, which may be approved in MDOT's sole discretion. SOQ's with alternate staffing plans are required to have details of the key staff and their roles and responsibilities in a manner similar to the requirements listed below, including their responsibility on the Projects and their authority over the design and/or construction operations.

Key Personnel

- A. Project Manager
- B. Construction Manager
- C. Construction Quality Control Manager
- D. Design Manager

- E. Design Quality Control Manager
- F. Electrical Lead Supervisor
- G. Lead Electrical Engineer
- H. Lead Integration Engineer
- I. Lead Maintenance of Traffic Engineer
- J. Lead Geotechnical Engineer
- K. Lead Utility ~~Engineer~~Coordinator

Include the following items on each resume:

- A. Relevant licensing and registration.
- B. Years of experience performing similar work.
- C. Actual work examples on similar projects, including projects, project dates, duties performed and their percentage of time on the project.

3.3.3.2 Minimum Qualifications of Key Personnel

Key Personnel will be evaluated, in part, based on the extent they meet and/or exceed minimum qualifications including, but not limited to, relevant education, training, certification, and experience. The following provides minimum qualifications of the Key Personnel assigned to the Project(s). Any certifications required to meet the requirements of the RFQ shall be in place by the time the first notice to proceed is issued. One person may be proposed in more than one Key Personnel position, unless otherwise noted.

A. Project Manager:

It is preferred that the Submitter's Project Manager have a minimum of 5 years of recent experience managing the design and construction of highway construction projects with a similar scope of work, including Design-Build experience. The Submitter's Project Manager will be responsible for the overall design, construction, quality management and contract administration for the Project(s) and will:

- i. Have full responsibility for the prosecution of the Work,
- ii. Act as agent and be a single point of contact in all matters on behalf of Submitter,
- iii. Be available (or the Approved designee will be available) at all times that Work is performed, and
- iv. Have authority to bind Submitter on all matters relating to the Project.

B. Construction Manager:

It is preferred that the Construction Manager have a minimum of 5 years of recent experience managing field operations on highway construction projects of similar scope. The Construction Manager must be on site during all construction activities (or the Approved designee must be on site). The Construction Manager must work under the direct supervision of Submitter's Project Manager. The Construction Manager is responsible for ensuring that the Project(s) is constructed in accordance with the Project requirements. The Construction Manager is responsible for managing the Design-Builder construction personnel, scheduling of the construction activities and administering all construction requirements of the Contract(s).

C. Construction Quality Control Manager:

It is preferred that the Construction Quality Control Manager have a minimum of 5 years of recent experience overseeing the inspection and materials testing on highway construction projects of similar scope.

It shall be the responsibility of the Construction Quality Control Manager to manage the Submitter's construction Quality Control functions and will:

- i. Not be assigned any other duties or responsibilities on the Project(s).
- ii. Visit the site as necessary to validate construction quality, respond to any quality issues, and report on that visit to the MDOT Project Manager.

- iii. Shall be independent of direct scheduling or production activities and reports directly to the Submitter's Project Manager.
- iv. Be available whenever any construction activities are being performed.
- v. Have the authority to stop any and all work that does not meet the standards, specifications or criteria established for the Project(s).

D. Design Manager:

It is preferred that the Design Manager have a minimum of 5 years of experience in managing the design of highway construction projects and shall be a licensed professional engineer in the State of Michigan now or by the award of the Project(s). The Design Manager is expected to have recent relevant project experience managing similar types of projects and has Design-Build experience. The Design Manager will be responsible for ensuring that the overall Project(s) design is completed and design criteria requirements are met. The Design Manager will:

- i. Be responsible for managing the Design-Builder's design personnel and administering all design requirements of the Contract(s).
- ii. Be available whenever design activities are being performed.
- iii. Work under the direct supervision of Submitter's Project Manager.

E. Design Quality Control Manager:

It is preferred that the Design Quality Control Manager have a minimum of 5 years of experience managing the design quality component of highway construction projects of similar scope and complexity and shall be a licensed Professional Engineer in the State of Michigan now or by the award of the Project(s). The Design Quality Control Manager will be responsible for design quality assurance for the project(s). The Design Quality Control Manager will:

- i. Be independent of design production and associated activities.
- ii. Work under the direct supervision of Design-Builder's management team.

F. Electrical Lead Supervisor:

The Lead Electrical Supervisor shall be responsible for ensuring that all generator equipment and infrastructure installed by the Design-Build team are installed according to the manufacturers' recommendations per the site conditions and that the system functions properly and is fully commissioned.

G. Lead Electrical Engineer:

The Lead Electrical Engineer shall be experienced in electrical design related to permanent standby generators and monitoring systems, including projects of similar scope. The Lead Electrical Engineer shall be a registered professional engineer in the State of Michigan.

H. Lead Integration Engineer:

The Lead Integration Engineer shall be experienced in design related to ITS and integration of advanced traffic management system (ATMS) and/or SCADA software, including projects of similar scope.

I. Lead Maintenance of Traffic Engineer:

The Lead Maintenance of Traffic Engineer shall be experienced in work zone safety, work zone traffic control design, and have significant recent experience in maintenance of traffic engineering and traffic management on similar projects. This experience should be focused on high commercial ADT freeways and complex interchanges. The Lead Maintenance of Traffic Engineer must be a registered professional engineer in the State of Michigan now or by the award of the Project.

J. Lead Geotechnical Engineer:

The Lead Geotechnical Engineer shall be experienced in geotechnical engineering as required for this Project and must be a registered professional engineer in the State of Michigan now or by the award of the Project.

K. Lead Utility ~~Engineer~~Coordinator:

The Lead Utility ~~Engineer~~Coordinator shall have recent relevant experience with coordinating and resolving utility conflicts on similar projects, including Design-Build projects. They shall demonstrate their ability to work with multiple utilities at once and how conflicts are identified, mitigated, and resolved.

SOQs shall include an express written statement from the Submitter committing that the Key Personnel designated in the SOQ for the positions or roles described in this Section 3 shall be available to serve the role so identified in connection with the Project.

Proposers are advised that additional Key Personnel may be required to be identified at the RFP stage.

3.4 Submitter Experience (25 points)

Describe at least two but a maximum of four projects the Submitter has completed or participated in (if the Submitter is not yet existing or is newly formed, please explain) and at least two but a maximum of four projects each listed Major Participant has managed, designed and/or constructed. For projects in which several of the proposed Major Participants were involved, the Submitter may provide a single project description. Highlight experience relevant to the Projects the Submitter/Major Participants have gained in the last 10 years. Cite projects with the scope of work comparable to that anticipated for the Projects. It is preferred that at least one comparable project includes work at 5 or more locations currently. Also consider citing projects where construction duration is minimized, design schedules were kept, and original design and construction budgets were not increased. Describe the experiences that could apply to these Projects. The experience of the Submitter will account for 15 or more of the points out of the 25 points available in this category. The experience of the Major Participants will account for a maximum of 10 points out of the 25 points available in this category. If some Major Participants are unknown at the time SOQ's are submitted, the Submitter's plan (see Section 3.3.1) for obtaining the firm for this area of work will be considered.

Each project description should include the following information:

- A. Name of the project and either the owner's contract number or state project number;
- B. Owner's project manager (i.e. the owner's construction manager for construction project or the owner's design manager for design projects) and their current telephone number;
- C. Dates of design, construction, and project management;
- D. Description of the work or services provided and percentage of the overall project actually performed;
- E. Description of scheduled completion deadlines and actual completion dates;
- F. Original design or construction budget and final design or construction cost.

MDOT may elect to use the information provided above as a reference check.

3.5 Past Performance of Designers (10 points)

MDOT's objective in evaluating Past Performance is to incorporate quality of past performance of the Submitter's design firm(s) into the overall technical score. Past performance of the design firm(s) will be determined based on the Contracts Tracking System (CTRAK) at MDOT. If performance evaluations have not been performed, the selection team will contact previous clients and base scoring on feedback received. Past performance for the Submitter's construction company is reflected in the level the firm can bid and will not be part of this score.

3.6 Legal and Financial (Pass/Fail)

The information required in response to this Section 3.6 shall be submitted as Appendix B – Legal and Financial. Information provided in response to these sections will not count towards the overall page limitation defined in Section 5.2. Information required by this section will be evaluated on a pass/fail basis.

3.6.1 Organizational Conflicts of Interest

Identify all relevant facts relating to past, present or planned interest(s) of the Submitter's team (including the Submitter, Major Participants, proposed consultants, contractors and subcontractors, and their respective chief executives, directors and key project personnel) which may result, or could be viewed as, an organizational conflict of interest in connection with this RFQ.

Disclose: (a) any current contractual relationships with MDOT (by identifying the MDOT contract number and project manager) that may result in, or could be viewed as a potential conflict of interest on this Project; (b) present or planned contractual or employment relationships with any current MDOT employee; and (c) any other circumstances that might be considered to create a financial interest in the contract for the Project by any current MDOT employee if the Submitter is awarded the contract. The foregoing is provided by way of example, and shall not constitute a limitation on the disclosure obligations.

For any fact, relationship or circumstance disclosed in response to this Section 3.6.1 identify steps that have been or will be taken to avoid, neutralize or mitigate any organizational conflicts of interest.

In cases where Major Participants on different Submitter teams belong to the same parent company, each Submitter shall describe how the participants would avoid conflicts of interest through the qualification and proposal phases of the Project.

The required information for Organizational Conflicts of Interest shall be submitted using the Conflict of Interest Statement in Attachment C.

3.6.2 Legal Structure

If the Submitter organization has already been formed but does not currently have paperwork on file with MDOT, provide complete copies of the organizational documents that allow, or would allow by the time of contract award, the Submitter and Major Participants to conduct business in the State of Michigan. MDOT will verify the legal structure of Submitters with paperwork currently on file with MDOT. If the Submitter organization has not yet been formed, provide a brief description of the proposed legal structure or draft copies of the underlying agreements.

3.6.3 Financial Viability

The Submitter shall supply form 1300 EZ with their SOQ to show they will bid on the Projects when it is advertised. Form 1300 EZ will be required to be resubmitted again before letting. Submitters do not need to provide MDOT Form 1381.

4 EVALUATION PROCESS

4.1 SOQ Evaluation

MDOT will initially review the SOQs for responsiveness to the requirements of this RFQ. The information in the SOQ will then be measured against the evaluation criteria described in Section 3. Submitter's SOQ response shall be complete based on the RFQ requirements. A non-responsive or partially non-responsive SOQ missing required information may result in a "fail".

4.2 SOQ Scoring

MDOT will evaluate all responsive SOQs and measure each Submitter's response against the Projects goals and evaluation criteria set forth in this RFQ, resulting in a numerical score for each SOQ. The scoring will be distributed as described in Section 3 and summarized below:

- A. Understanding of Projects (25 Points)
- B. Qualifications of Team (40 Points)
- C. Submitter Experience (25 Points)
- D. Past Performance of Designers (10 Points)

4.3 Determining Shortlisted Submitters

MDOT will total the scores for each responsive SOQ and prepare a ranked list of Submitters. MDOT intends to shortlist the most qualified Submitters. The shortlisting will apply to both Bundle 1 & Bundle 2 projects.

MDOT reserves the right, in its sole discretion, to cancel this RFQ, issue a new RFQ, reject any or all SOQs, seek or obtain data from any source that has the potential to improve the understanding and evaluation of the responses to this RFQ, seek and receive clarifications to an SOQ and waive any deficiencies, irregularities or technicalities in considering and evaluating the SOQs.

This RFQ does not commit MDOT to enter into a contract or proceed with the procurement of the Projects. MDOT assumes no obligations, responsibilities and liabilities, fiscal or otherwise, to reimburse all or part of the costs incurred by the parties responding to this RFQ. All such costs shall be borne solely by each Submitter.

4.4 Notification of Shortlisting

Shortlisted teams will have their Submitter's names and scores posted on MDOT's innovative contracting website, which will serve as the shortlisting announcement. Teams that are not shortlisted will only have their scores posted; however, each Submitter will receive their individual score sheet from MDOT via e-mail within five working days of the scores and shortlist results being posted. See Attachment D for an example of the shortlisting announcement.

4.5 Debriefing

Feedback may be provided via face to face meeting, phone or email at the discretion of the Project Manager however, it will not be provided until after the award of the contract.

5 SOQ SUBMITTAL REQUIREMENTS

The following section describes requirements that all Submitters shall satisfy in submitting SOQs. Failure of any Submitter to submit their SOQ as required in this RFQ may result in rejection of its SOQ.

5.1 Due Date, Time and Location

SOQs are due on the date and time listed in Section 2.2. Any SOQ that fails to meet the deadline or delivery requirement will be rejected without opening, consideration or evaluation.

SOQs shall be delivered via email to the MDOT Innovative Contracting Project Manager identified in Section 2.3 and copied to the MDOT Project Manager for Design and Construction shown in Section 6.0. The SOQs shall have the subject line of **“SOQ Metro Region – Pump Station Permanent Standby Generators – Phase II DB”**. MDOT will not accept SOQs by facsimile, or any other means of delivery.

5.2 Format

All SOQ's shall comply with the following:

- A. Provide a Portable Document File (PDF) that is bookmarked. The maximum file size allowable for emailing is 14 megabytes (MB). The subject of the email shall be **“SOQ Metro Region – Pump Station Permanent Standby Generators – Phase II DB”**.
- B. The SOQ shall not exceed 10 single-sided pages. The 10 page limit does not include key personnel resumes (Appendix A – Resumes of Key Personnel), submitter introduction (Appendix E – Submitter Introduction Form), and the required legal information (Appendix B – Legal and Financial) defined in Section 3.6. In the 1300EZ form, the references to “Bidder” shall mean “Submitter”.
- C. Pages shall be 8 ½ inches by 11 inches.
- D. Font must be a minimum of 12 point.
- E. All pages must be numbered continuously throughout and in the format of “Page 1 of _”, including resumes and legal understanding.
- F. Graphics are allowed within established page limits. Text used on graphics shall be legible and shall be used to describe the contents of the graphic. Any additional narrative text that does not directly relate to a graphic may be excluded from MDOT consideration at MDOT's sole discretion.

6 PROCUREMENT PHASE 2

This Section 6.0 is provided for informational purposes only so that each Submitter has information that describes the second phase of the Projects procurement process, including a summary of certain anticipated RFP requirements. MDOT reserves the right to make changes to the following, and the shortlisted Submitters shall only rely on the actual RFP if and when it is issued. This Section 6.0 does not contain requirements related to the SOQ. The MDOT Project Manager responsible for the design and construction aspects of the Design-Build projects will be:

MDOT Project Manager for Design and Construction:

Megan Skelton, P.E.

Michigan Department of Transportation, Project and Contracts Engineer

E-mail: skeltonm@michigan.gov

6.1 Request for Proposals

The Submitters remaining on the shortlist following Phase 1 of the procurement process will be eligible to move to Phase 2 and receive an RFP for Bundle 1 and Bundle 2. While MDOT may make the RFPs available to the public for informational purposes, only shortlisted Submitters will be allowed to submit a response to the RFPs. Refer to subsection 2.2 of this document for additional information on the anticipated schedule for Bundle 1 and Bundle 2.

6.2 RFP Structure

The RFPs will be structured as follows:

- A. Instructions to Proposers
- B. Contract Documents
 - i. Book 1 (Contract Terms and Conditions)
 - ii. Book 2 (Project Requirements)
 - iii. Book 3 (Standards)
- C. Reference Information Documents (RID)

6.3 Proposal Evaluations

MDOT has determined that award of the Projects will be based on a qualified bid to obtain the most cost effective and efficient Proposer to deliver the Projects. The bids will be evaluated by considering the greatest number of sites for the fixed price identified in the ITP. In the event of a tie, the selected Proposer will be the Proposer with the lowest combined construction cost and shared risk items

6.4 Stipends

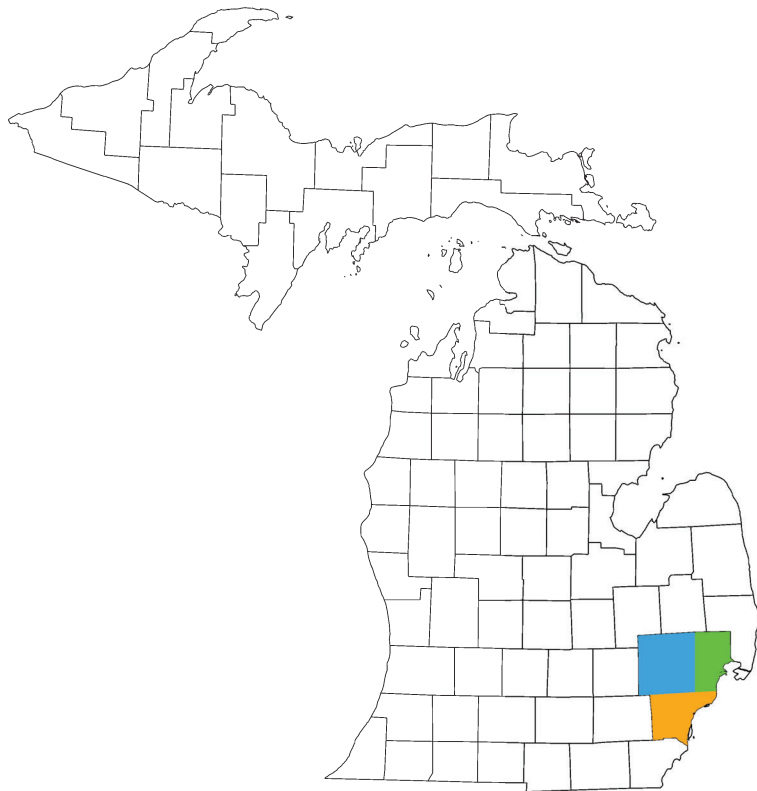
MDOT will pay a \$32,000 stipend for responsive proposals submitted by Proposers (shortlisted Submitter) in response to each RFP. A stipend will not be paid to the successful Proposer. No stipends will be paid for submitting SOQs.




In consideration for paying the stipend, MDOT may use any ideas or information contained in the proposals in connection with any contract awarded for the Project or in connection with a subsequent procurement, without any obligation to pay any additional compensation to the unsuccessful shortlisted Proposers.

MDOT may require shortlisted firms to complete additional paperwork, such as MDOT Form 5100J, in order to process the payment of the stipend.

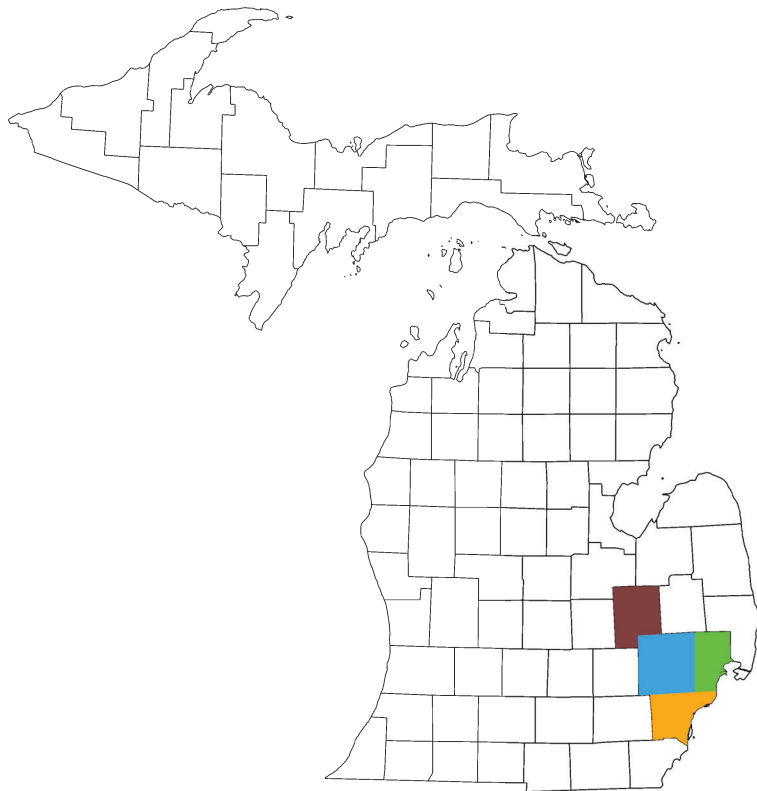
Attachment A Location Map





Pump Station Permanent Standby Generators - Phase II - Bundle 1



-  Oakland County:
0 to 5 pump
station sites
-  Macomb County:
0 to 5 pump
station sites
-  Wayne County:
35 to 45 pump
station sites

Pump Station Permanent Standby Generators - Phase II - Bundle 2



-  Oakland County:
0 to 5 pump
station sites
-  Macomb County:
0 to 5 pump
station sites
-  Wayne County:
35 to 45 pump
station sites
-  Genesee County:
0 to 5 pump
station sites

Attachment B Preliminary Reference Information Documents

INDEX OF REFERENCE INFORMATION DOCUMENTS

These documents are provided on MDOT ProjectWise. Access can be obtained by contacting James Ranger, MDOT Innovative Contracting Project Manager at rangerj@michigan.gov. When requesting access, also carbon copy (cc) Megan Skelton, MDOT Project Manager at skeltonm@michigan.gov.

RID AS-BUILTS (Descriptions of as-builts are provided for information only and may not be entirely accurate)	MDOT ProjectWise File
160_82192.pdf <i>D01 Plans for proposed pumphouse (1965)</i>	216564_As-Built-01.zip
579_82023_SCADA.pdf <i>D08 SCADA Plans</i>	216564_As-Built-01.zip
710_82022.pdf <i>D08 Plans for rehabilitation of pumphouse (1985)</i>	216564_As-Built-01.zip
714_82022.pdf <i>D05 Plans for proposed pumphouse (1942)</i>	216564_As-Built-01.zip
714_82022_SCADA.pdf <i>D05 SCADA Plans</i>	216564_As-Built-01.zip
726_82022.pdf <i>D12 Plans for proposed pumphouse (1943)</i>	216564_As-Built-01.zip
727_82022.pdf <i>D14 Plans for proposed pumphouse (1944)</i>	216564_As-Built-01.zip
754_82023.pdf <i>D07 Plans for proposed pumphouse (1948)</i>	216564_As-Built-01.zip
754_82023_SCADA.pdf <i>D07 SCADA Plans</i>	216564_As-Built-01.zip
785_82024.pdf <i>D01 Plans for proposed pumphouse (1955)</i>	216564_As-Built-01.zip
785_Burns Avenue Bridge Replacement.pdf	216564_As-Built-01.zip
789_82025.pdf <i>D01 Plans for proposed pumphouse (1958)</i>	216564_As-Built-01.zip
789_82025_SCADA.pdf <i>D01 SCADA Plans</i>	216564_As-Built-01.zip
793_82025.pdf <i>D02 Plans for proposed pumphouse (1958)</i>	216564_As-Built-01.zip
793_82025_SCADA.pdf <i>D02 SCADA Plans</i>	216564_As-Built-01.zip

830_63081.pdf <i>D01 Plans for proposed pumphouse (1963)</i>	216564_As-Built-01.zip
830_63081_SCADA.pdf <i>D01 SCADA Plans</i>	216564_As-Built-01.zip
842_849_881_82112.pdf <i>D13 Plans for rehabilitation of pumphouses (1986)</i>	216564_As-Built-02.zip
849_82112_SCADA.pdf <i>D09 SCADA Plans</i>	216564_As-Built-02.zip
904_82192.pdf <i>D01 Plans for proposed pumphouse (1962)</i>	216564_As-Built-02.zip
904_82192_Original Outer Drive Bridge.pdf	216564_As-Built-02.zip
904_82192_SCADA.pdf <i>D01 SCADA Plans</i>	216564_As-Built-02.zip
905_82192.pdf <i>D03 Plans for proposed pumphouse (1961)</i>	216564_As-Built-02.zip
905_82192_SCADA.pdf <i>D03 SCADA Plans</i>	216564_As-Built-02.zip
908_82192.pdf <i>D09 Plans for proposed pumphouse (1961)</i>	216564_As-Built-02.zip
908_82192_Original Warren Road Bridge.pdf	216564_As-Built-02.zip
908_82192_SCADA.pdf <i>D09 SCADA Plans</i>	216564_As-Built-02.zip
909_82192.pdf <i>D10 Plans for proposed pumphouse (1961)</i>	216564_As-Built-02.zip
909_82192_Original Tireman Road Bridge.pdf	216564_As-Built-03.zip
909_82192_SCADA.pdf <i>D10 SCADA Plans</i>	216564_As-Built-03.zip
910_82192.pdf <i>D11 Plans for proposed pumphouse (1961)</i>	216564_As-Built-03.zip
910_82192_SCADA.pdf <i>D11 SCADA Plans</i>	216564_As-Built-03.zip
911_82192.pdf <i>D13 Plans for proposed pumphouse (1960)</i>	216564_As-Built-03.zip
911_82192_SCADA.pdf <i>D13 SCADA Plans</i>	216564_As-Built-03.zip
920_82192.pdf <i>D08 Plans for proposed pumphouse (1960)</i>	216564_As-Built-03.zip

920_82192_SCADA.pdf <i>D08 SCADA Plans</i>	216564_As-Built-03.zip
923_82192.pdf <i>D07 Plans for proposed pumphouse (1962)</i>	216564_As-Built-03.zip
923_82192_SCADA.pdf <i>D07 SCADA Plans</i>	216564_As-Built-03.zip
924_82193.pdf <i>D07 Plans for proposed pumphouse (1962)</i>	216564_As-Built-03.zip
924_82193_SCADA.pdf <i>D07 SCADA Plans</i>	216564_As-Built-03.zip
925_63171.pdf <i>D02 Plans for proposed pumphouse (1962)</i>	216564_As-Built-03.zip
925_63171_Original Cornell-Dorset Bridge.pdf	216564_As-Built-03.zip
978_82062.pdf <i>D02 Plans for proposed pumphouse (1940)</i>	216564_As-Built-03.zip
978_82062_SCADA.pdf <i>D02 SCADA Plans</i>	216564_As-Built-03.zip
988_82192.pdf <i>D05 Plans for proposed pumphouse (1961)</i>	216564_As-Built-03.zip
988_82192_SCADA.pdf <i>D05 SCADA Plans</i>	216564_As-Built-03.zip
993_82193.pdf <i>D06 Plans for proposed pumphouse (1960)</i>	216564_As-Built-03.zip
993_82193_SCADA.pdf <i>D06 SCADA Plans</i>	216564_As-Built-03.zip
1007_82251.pdf <i>D05 Plans for proposed pumphouse (1960)</i>	216564_As-Built-03.zip
1007_82251_SCADA.pdf <i>D05 SCADA Plans</i>	216564_As-Built-03.zip
1027_82251.pdf <i>D04 Plans for proposed pumphouse (1959)</i>	216564_As-Built-03.zip
1040_82252.pdf <i>D01 Plans for proposed pumphouse (1964)</i>	216564_As-Built-03.zip
1040_82252_SCADA.pdf <i>D01 SCADA Plans</i>	216564_As-Built-03.zip
1050_82252.pdf <i>D11 Plans for proposed pumphouse (1966)</i>	216564_As-Built-03.zip

1050_82252_SCADA.pdf <i>D11 SCADA Plans</i>	216564_As-Built-03.zip
1058_82252.pdf <i>D07 Plans for proposed pumphouse (1966)</i>	216564_As-Built-03.zip
1058_82252_SCADA.pdf <i>D07 SCADA Plans</i>	216564_As-Built-03.zip
1063_82252.pdf <i>D09 Plans for proposed pumphouse (1965)</i>	216564_As-Built-03.zip
1063_82252_SCADA.pdf <i>D09 SCADA Plans</i>	216564_As-Built-03.zip
1341_82194.pdf <i>D14 Plans for proposed pumphouse (1966)</i>	216564_As-Built-03.zip
1481_82194.pdf <i>D09 Plans for proposed pumphouse (1963)</i>	216564_As-Built-03.zip
1481_82194_SCADA.pdf <i>D09 SCADA Plans</i>	216564_As-Built-03.zip
1704_82025.pdf <i>D04 Plans for proposed pumphouse (1958)</i>	216564_As-Built-03.zip
1711_82025.pdf <i>D05 Plans for proposed pumphouse (1958)</i>	216564_As-Built-03.zip
1994_82122.pdf <i>D01 Plans for proposed pumphouse (1969)</i>	216564_As-Built-04.zip
1995_82122.pdf <i>D02 Plans for proposed pumphouse (1969)</i>	216564_As-Built-04.zip
3000_63102.pdf <i>D01 Plans for proposed pumphouse (1984)</i>	216564_As-Built-04.zip
3002_50062.pdf <i>D01 Plans for proposed pumphouse (1970)</i>	216564_As-Built-04.zip
3009_50111.pdf <i>D02 Plans for proposed pumphouse (1964)</i>	216564_As-Built-04.zip
3013_50111.pdf <i>D06 Plans for proposed pumphouse (1964)</i>	216564_As-Built-04.zip
3013_50111_SCADA.pdf <i>D06 SCADA Plans</i>	216564_As-Built-04.zip
3014_63081.pdf <i>D02 Plans for proposed pumphouse (1962)</i>	216564_As-Built-04.zip

3014_63081_SCADA.pdf <i>D02 SCADA Plans</i>	216564_As-Built-04.zip
3018_50023.pdf <i>D01 Plans for proposed pumphouse (1957)</i>	216564_As-Built-04.zip
RID CONCEPT PLANS AND DATA	
<u>CADD Reference Files</u>	<u>MDOT ProjectWise File</u>
RID MISCELLANEOUS REFERENCE	
<u>ROW</u>	
Z-216564_Combined ROW Sheets Bundle 1.pdf	
<u>Survey</u>	
I-216564_Photos Site 124.pdf	216564_Misc-Survey-01.zip
I-216564_Photos Site 160.pdf	216564_Misc-Survey-01.zip
I-216564_Photos Site 579.pdf	216564_Misc-Survey-01.zip
I-216564_Photos Site 704.pdf	216564_Misc-Survey-01.zip
I-216564_Photos Site 710.pdf	216564_Misc-Survey-01.zip
I-216564_Photos Site 714.pdf	216564_Misc-Survey-01.zip
I-216564_Photos Site 726.pdf	216564_Misc-Survey-01.zip
I-216564_Photos Site 727.pdf	216564_Misc-Survey-02.zip
I-216564_Photos Site 754.pdf	216564_Misc-Survey-02.zip
I-216564_Photos Site 785.pdf	216564_Misc-Survey-02.zip
I-216564_Photos Site 789.pdf	216564_Misc-Survey-02.zip
I-216564_Photos Site 793.pdf	216564_Misc-Survey-03.zip
I-216564_Photos Site 830.pdf	216564_Misc-Survey-03.zip
I-216564_Photos Site 842.pdf	216564_Misc-Survey-03.zip
I-216564_Photos Site 849.pdf	216564_Misc-Survey-03.zip
I-216564_Photos Site 881.pdf	216564_Misc-Survey-03.zip
I-216564_Photos Site 904.pdf	216564_Misc-Survey-03.zip
I-216564_Photos Site 905.pdf	216564_Misc-Survey-03.zip
I-216564_Photos Site 908.pdf	216564_Misc-Survey-04.zip
I-216564_Photos Site 909.pdf	216564_Misc-Survey-04.zip
I-216564_Photos Site 910.pdf	216564_Misc-Survey-04.zip
I-216564_Photos Site 911.pdf	216564_Misc-Survey-04.zip
I-216564_Photos Site 920.pdf	216564_Misc-Survey-04.zip
I-216564_Photos Site 923.pdf	216564_Misc-Survey-04.zip

I-216564_Photos Site 924.pdf	216564_Misc-Survey-04.zip
I-216564_Photos Site 925.pdf	216564_Misc-Survey-04.zip
I-216564_Photos Site 978.pdf	216564_Misc-Survey-04.zip
I-216564_Photos Site 988.pdf	216564_Misc-Survey-04.zip
I-216564_Photos Site 993.pdf	216564_Misc-Survey-04.zip
I-216564_Photos Site 1007.pdf	216564_Misc-Survey-04.zip
I-216564_Photos Site 1027.pdf	216564_Misc-Survey-04.zip
I-216564_Photos Site 1040.pdf	216564_Misc-Survey-04.zip
I-216564_Photos Site 1050.pdf	216564_Misc-Survey-04.zip
I-216564_Photos Site 1058.pdf	216564_Misc-Survey-04.zip
I-216564_Photos Site 1063.pdf	216564_Misc-Survey-04.zip
I-216564_Photos Site 1341.pdf	216564_Misc-Survey-04.zip
I-216564_Photos Site 1481.pdf	216564_Misc-Survey-05.zip
I-216564_Photos Site 1704.pdf	216564_Misc-Survey-05.zip
I-216564_Photos Site 1711.pdf	216564_Misc-Survey-05.zip
I-216564_Photos Site 1994-1995.pdf	216564_Misc-Survey-05.zip
I-216564_Photos Site 3000.pdf	216564_Misc-Survey-05.zip
I-216564_Photos Site 3002.pdf	216564_Misc-Survey-05.zip
I-216564_Photos Site 3009.pdf	216564_Misc-Survey-05.zip
I-216564_Photos Site 3013.pdf	216564_Misc-Survey-05.zip
I-216564_Photos Site 3014.pdf	216564_Misc-Survey-05.zip
I-216564_Photos Site 3018.pdf	216564_Misc-Survey-05.zip
S-216564_Survey Site 124	216564_Misc-Survey-06.zip
S-216564_Survey Site 160	216564_Misc-Survey-06.zip
S-216564_Survey Site 579	216564_Misc-Survey-06.zip
S-216564_Survey Site 704	216564_Misc-Survey-06.zip
S-216564_Survey Site 710	216564_Misc-Survey-06.zip
S-216564_Survey Site 714	216564_Misc-Survey-06.zip
S-216564_Survey Site 726	216564_Misc-Survey-06.zip
S-216564_Survey Site 727	216564_Misc-Survey-06.zip
S-216564_Survey Site 754	216564_Misc-Survey-06.zip
S-216564_Survey Site 785	216564_Misc-Survey-06.zip
S-216564_Survey Site 789	216564_Misc-Survey-06.zip
S-216564_Survey Site 793	216564_Misc-Survey-06.zip

S-216564_Survey Site 830	216564_Misc-Survey-06.zip
S-216564_Survey Site 842	216564_Misc-Survey-06.zip
S-216564_Survey Site 849	216564_Misc-Survey-06.zip
S-216564_Survey Site 881	216564_Misc-Survey-06.zip
S-216564_Survey Site 904	216564_Misc-Survey-06.zip
S-216564_Survey Site 905	216564_Misc-Survey-06.zip
S-216564_Survey Site 908	216564_Misc-Survey-06.zip
S-216564_Survey Site 909	216564_Misc-Survey-06.zip
S-216564_Survey Site 910	216564_Misc-Survey-06.zip
S-216564_Survey Site 911	216564_Misc-Survey-06.zip
S-216564_Survey Site 920	216564_Misc-Survey-06.zip
S-216564_Survey Site 923	216564_Misc-Survey-06.zip
S-216564_Survey Site 924	216564_Misc-Survey-06.zip
S-216564_Survey Site 925	216564_Misc-Survey-06.zip
S-216564_Survey Site 978	216564_Misc-Survey-06.zip
S-216564_Survey Site 988	216564_Misc-Survey-06.zip
S-216564_Survey Site 993	216564_Misc-Survey-06.zip
S-216564_Survey Site 1007	216564_Misc-Survey-06.zip
S-216564_Survey Site 1027	216564_Misc-Survey-06.zip
S-216564_Survey Site 1040	216564_Misc-Survey-06.zip
S-216564_Survey Site 1050	216564_Misc-Survey-06.zip
S-216564_Survey Site 1058	216564_Misc-Survey-06.zip
S-216564_Survey Site 1063	216564_Misc-Survey-06.zip
S-216564_Survey Site 1341	216564_Misc-Survey-06.zip
S-216564_Survey Site 1481	216564_Misc-Survey-06.zip
S-216564_Survey Site 1704	216564_Misc-Survey-06.zip
S-216564_Survey Site 1711	216564_Misc-Survey-06.zip
S-216564_Survey Site 1994	216564_Misc-Survey-06.zip
S-216564_Survey Site 1995	216564_Misc-Survey-06.zip
S-216564_Survey Site 3000	216564_Misc-Survey-06.zip
S-216564_Survey Site 3002	216564_Misc-Survey-06.zip
S-216564_Survey Site 3009	216564_Misc-Survey-06.zip
S-216564_Survey Site 3013	216564_Misc-Survey-06.zip
S-216564_Survey Site 3014	216564_Misc-Survey-06.zip

JN: 216564 (Bundle 1), 217122 (Bundle 2)

S-216564_Survey Site 3018	216564_Misc-Survey-06.zip
Z-Bundles_1-2_Site Locations.kmz	216564_Misc-Survey-06.zip
Z-Bundles_1-2_Site Information.xlsx	216564_Misc-Survey-06.zip
<u>Utility</u>	
U-216564_Utility Contacts.pdf	
Utility Company Responses:	216564_Utility Responses.zip

Attachment C Conflict of Interest Disclosure

_____ (Prime Contractor Name) certifies that it has read and understands the following:

The PRIME CONTRACTOR, its team members, and its Affiliates agree not to have any public or private interest, and shall not acquire directly or indirectly any such interest in connection with the Project, that would conflict or appear to conflict in any manner with the performance of the services under this Contract. The PRIME CONTRACTOR and its team members are aware of and understand the requirements of 23 CFR, subsection 636.116. "Affiliate" means a corporate entity connected to the PRIME CONTRACTOR through common ownership. "Team member" means any known entity the PRIME CONTRACTOR intends to be in a contractual relationship with to complete the work associated with the Project. The PRIME CONTRACTOR, its team members, and its Affiliates agree not to provide any services to any entity that may have an adversarial interest in the Project, for which it has provided services to the DEPARTMENT. The PRIME CONTRACTOR, its team members, and its Affiliates agree to disclose to the DEPARTMENT all other interests that the PRIME CONTRACTOR, its team members, or sub consultants have or contemplate having during each phase of the Project. The phases of the Project include, but are not limited to, planning, scoping, early preliminary engineering, design, and construction. In all situations, the DEPARTMENT will decide if a conflict of interest exists. If the PRIME CONTRACTOR, its team members, and its Affiliates choose to retain the interest constituting the conflict, the DEPARTMENT may terminate the Contract for cause in accordance with the provisions stated in the Contract.

- ☐ Certification for Subject Project: Based on the foregoing, the PRIME CONTRACTOR certifies that no conflict exists with the subject Project for it, or any of its team members and/or Affiliates
- ☐ Disclose of Conflict with Subject Project: Based on the foregoing, the PRIME CONTRACTOR certifies that a potential conflict does or may exist with the subject Project for it, and/or any of its team members and/or Affiliates. The attached sheets describe the potential conflict

This form, and any attachments, must be certified by a person from the PRIME CONTRACTOR who has contracting authority.

Certified by: Printed Name: _____
 Signature: _____
 Title: _____
 Company Name: _____
 Date: _____

Attachment D Example Notice of Shortlisting Results

(DATE OF POSTING)

Pump Station Permanent Standby Generators – Phase II Design-Build Projects

MDOT Job No. 216564, 217122

The following teams have been shortlisted for the Pump Station Permanent Standby Generators – Phase II Design-Build Projects:

Shortlisted Team Name	Cumulative Score (100 Pts. Max.)	<u>Criterion #1</u> Projects Understanding (25 Pts. Max.)	<u>Criterion #2</u> Team Qualifications (40 Pts. Max.)	<u>Criterion #3</u> Submitter Experience (25 Pts. Max.)	<u>Criterion #4</u> Past Performance of Designers (10 Pts. Max.)
Company 1					
Company 2					
Company 3					
Company 4					
Company 5					
Non-Shortlisted Scores (Names are not provided)	Cumulative Score (100 Pts. Max.)	<u>Criterion #1</u> Projects Understanding (25 Pts. Max.)	<u>Criterion #2</u> Team Qualifications (40 Pts. Max.)	<u>Criterion #3</u> Submitter Experience (25 Pts. Max.)	<u>Criterion #4</u> Past Performance of Designers (10 Pts. Max.)
<i>(Intentionally Left Blank)</i>					
<i>(Intentionally Left Blank)</i>					
<i>(Intentionally Left Blank)</i>					
<i>(Intentionally Left Blank)</i>					

Attachment E Submitter Introduction Form

Submitter Organization Information: *If the Submitter is a joint venture, include information from each member of the joint venture.*

Business Name:	
Business Address:	
Business Type: (corporation, partnership, joint venture, etc.)	

Submitter's Point of Contact: *This person will be the single point of contact on behalf of the Submitter organization, responsible for correspondence to and from the organization to MDOT. MDOT will send all Project-related communications to this contact person.*

Name:	
Address:	
Telephone number:	
E-mail Address:	

Major Participants:

Major Participant Name/Contact	Address of Head Office	Description of Role/Prequalification

Acknowledgement of RFQ Addenda: *Identify and acknowledge all RFQ addenda provided by number and date.*

Addenda Number:	Addenda Date:	Acknowledgement: (check box)
		<input type="checkbox"/>
		<input type="checkbox"/>
		<input type="checkbox"/>

Signatures:

This form is required to be signed by authorized representatives of the Submitter organization. If the Submitter is a joint venture, the joint venture members shall sign the form. It should be noted, that Lead Engineering Firms or other consultants providing professional services cannot serve as a member of a joint venture. If the Submitter is not yet a legal entity, the known Major Participants shall sign the form.

By signing below, the Submitter certifies the truth and correctness of the contents of the SOQ, including this Submitter Introduction Form.

Printed Name:	Signature:	Date:	Organization/Role: