



MDOT Permit Gateway (MPG)
New Business/Individual User Registration for Accessing
to Obtain Oversize/ Overweight, Right-of-Way
Construction and Commercial Sign Permits
Effective Date: March 5, 2025 (updated April 7, 2026)

Development Services Division
Utility Coordination, Permits, & Agreements Section

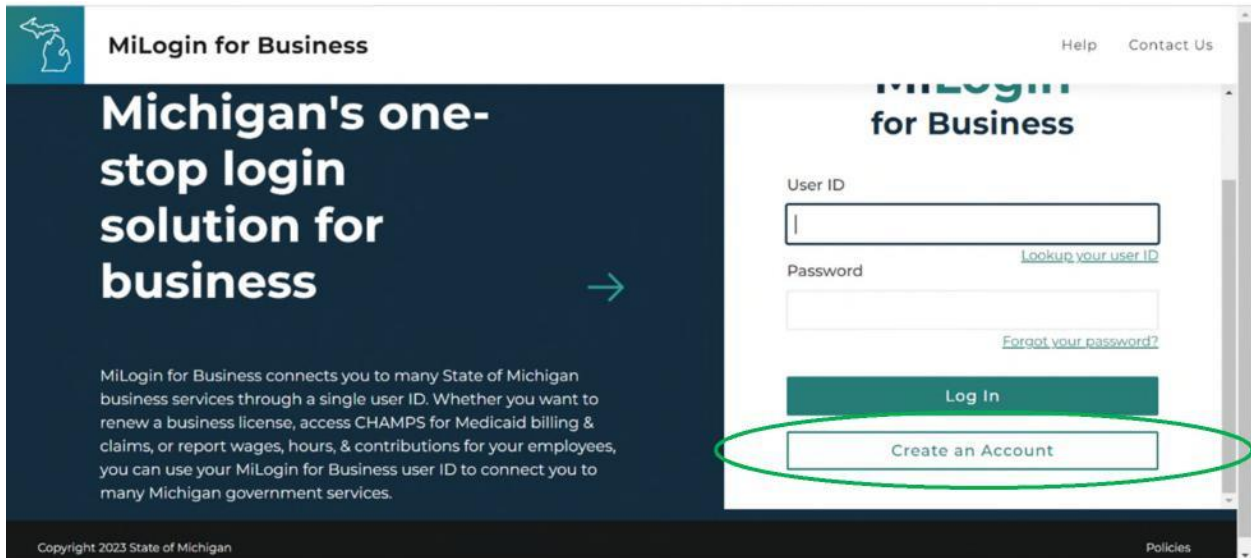
If you require assistance accessing this information or require it in an alternative format, contact the Michigan Department of Transportation's (MDOT) Americans with Disabilities Act (ADA) coordinator at [Michigan.gov/MDOT-ADA](https://www.michigan.gov/MDOT-ADA).

Purpose

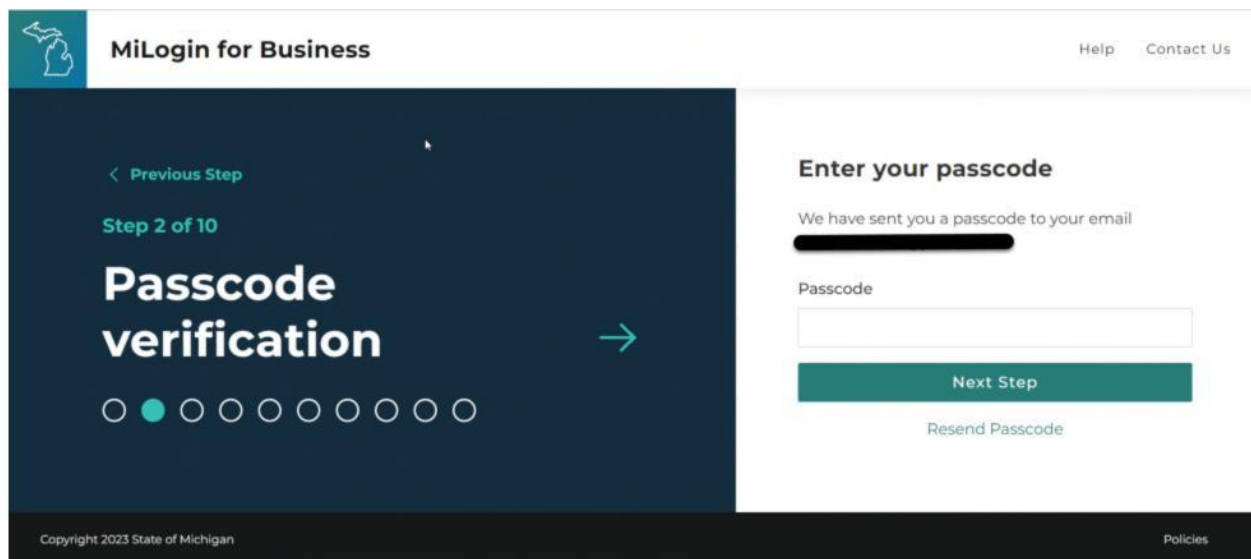
New customers who do not have existing MiLogin user ID and password need to follow the new user account set-up instructions to establish their account to apply for permits.

Steps

1. Click on “Create an Account” to setup a new online account, visit the MiLogin for Business page at <https://milogintp.michigan.gov/>.



2. Complete the verification and profile steps 2-10.



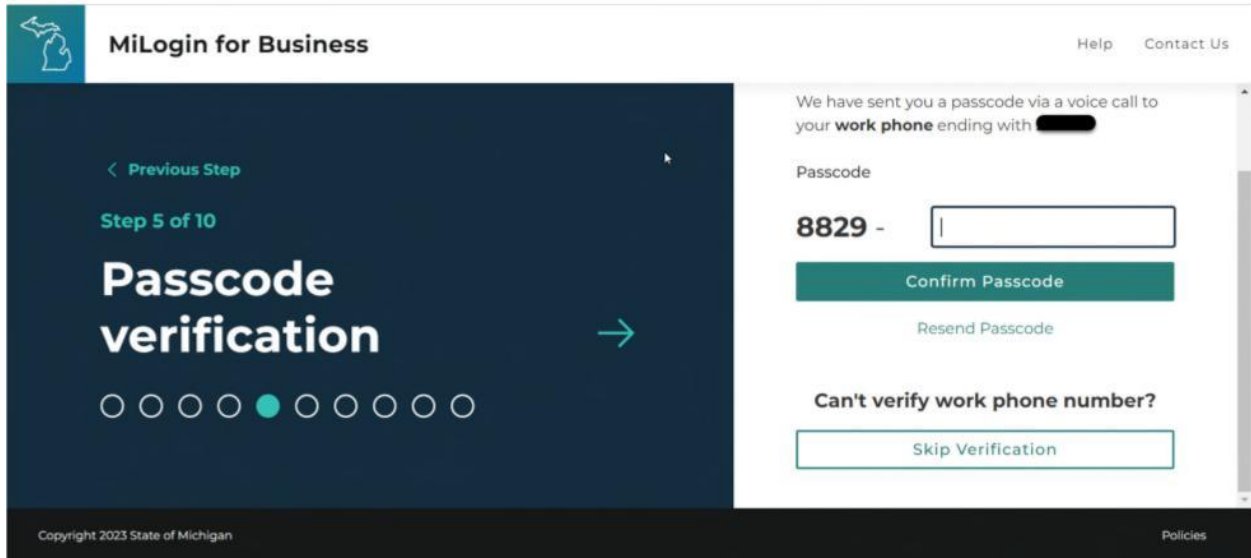
3. Complete MiLogin profile information.

The screenshot shows the 'Profile Information' step (Step 3 of 10) in the MiLogin for Business process. The left sidebar contains a progress indicator with 10 circles, the third of which is filled, and a 'Previous Step' link. The main content area is titled 'Enter your information' and includes input fields for 'First Name', 'Middle Initial (Optional)', 'Last Name', and 'Suffix (Optional)'. There is a checkbox for 'I agree to the Terms & Conditions' and a 'Next Step' button. The footer contains 'Copyright 2023 State of Michigan' and 'Policies'.

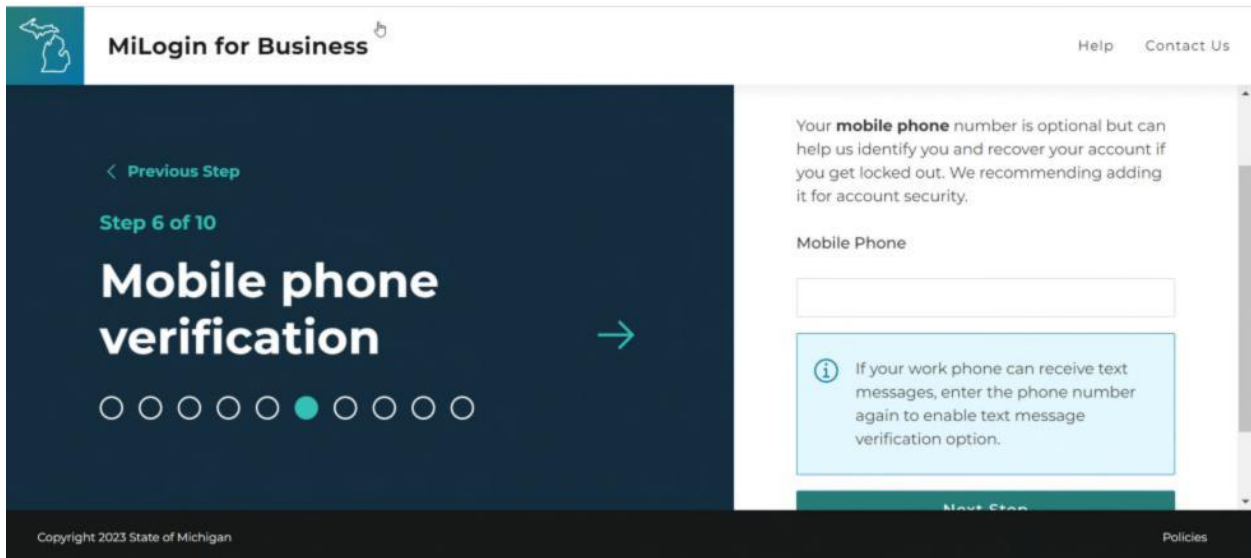
4. Complete MiLogin work phone verification information.

The screenshot shows the 'Work phone verification' step (Step 4 of 10) in the MiLogin for Business process. The left sidebar contains a progress indicator with 10 circles, the fourth of which is filled, and a 'Previous Step' link. The main content area is titled 'Enter your work phone number' and includes a text block explaining that a work phone number is required for many State of Michigan services. Below this is a 'Work Phone' input field and an information box stating 'You will receive a passcode via a voice call to your phone to confirm your'. The footer contains 'Copyright 2023 State of Michigan' and 'Policies'.

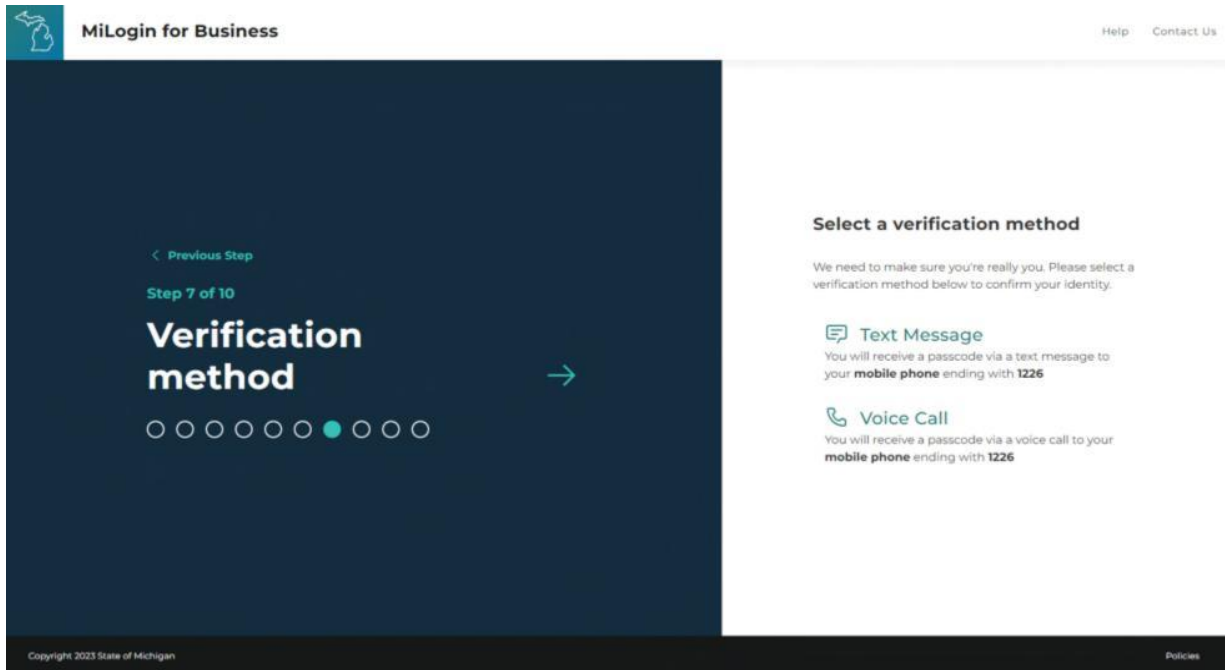
5. Complete MiLogin passcode verification.



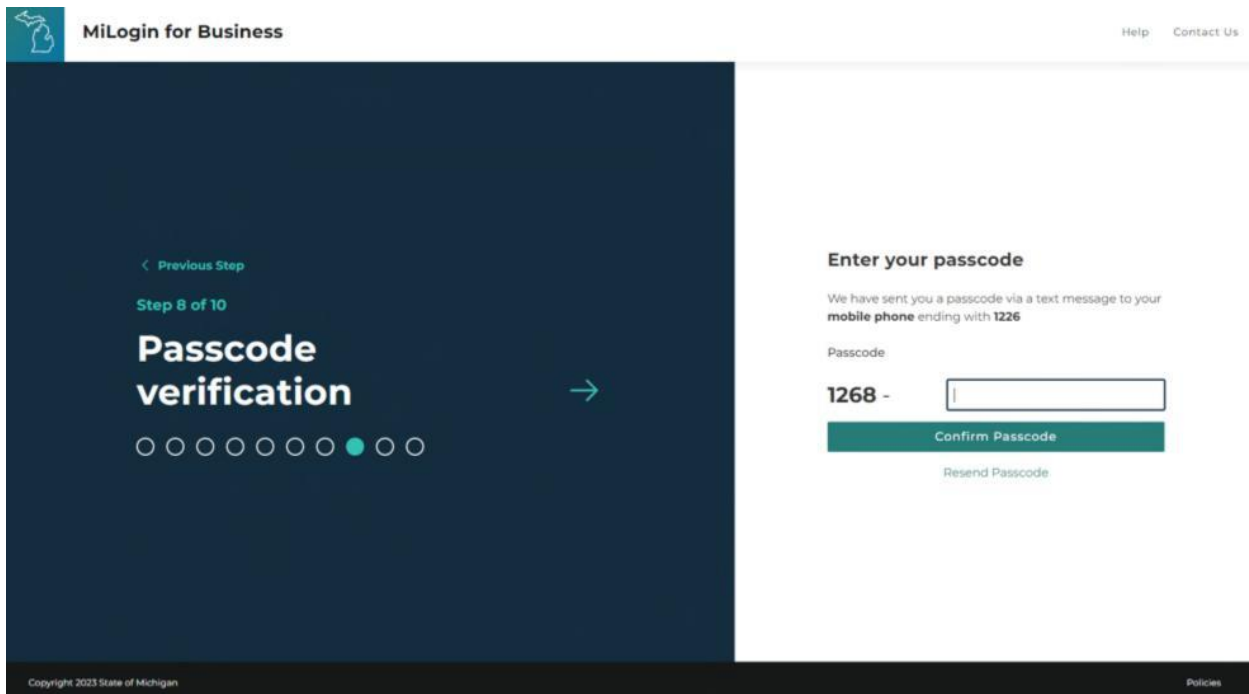
6. Complete MiLogin mobile phone verification.



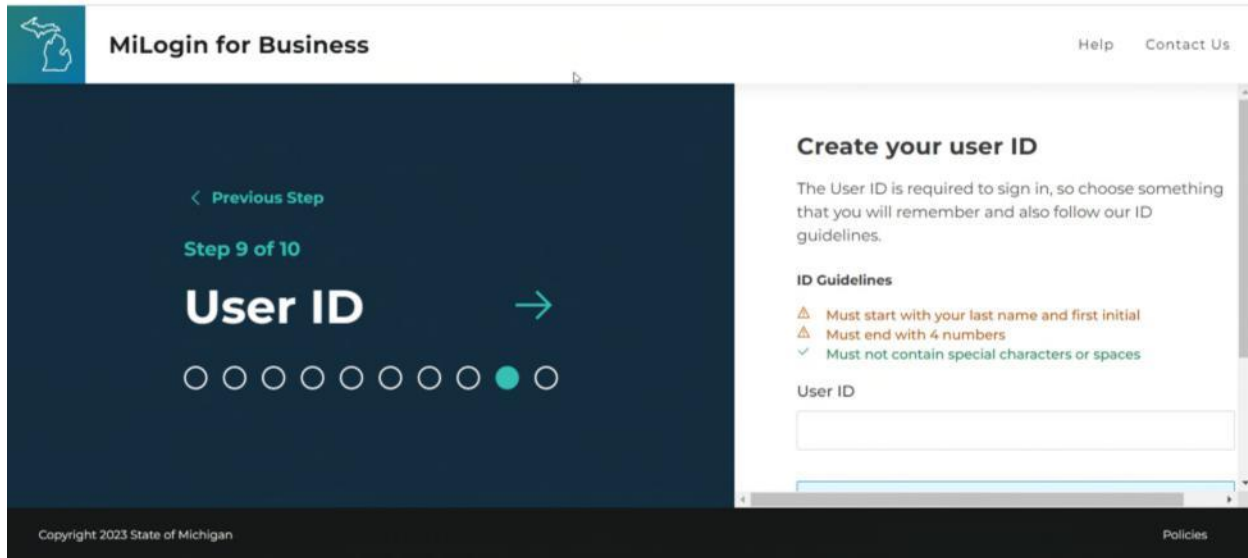
7. Complete MiLogin mobile phone verification by choosing a verification method.



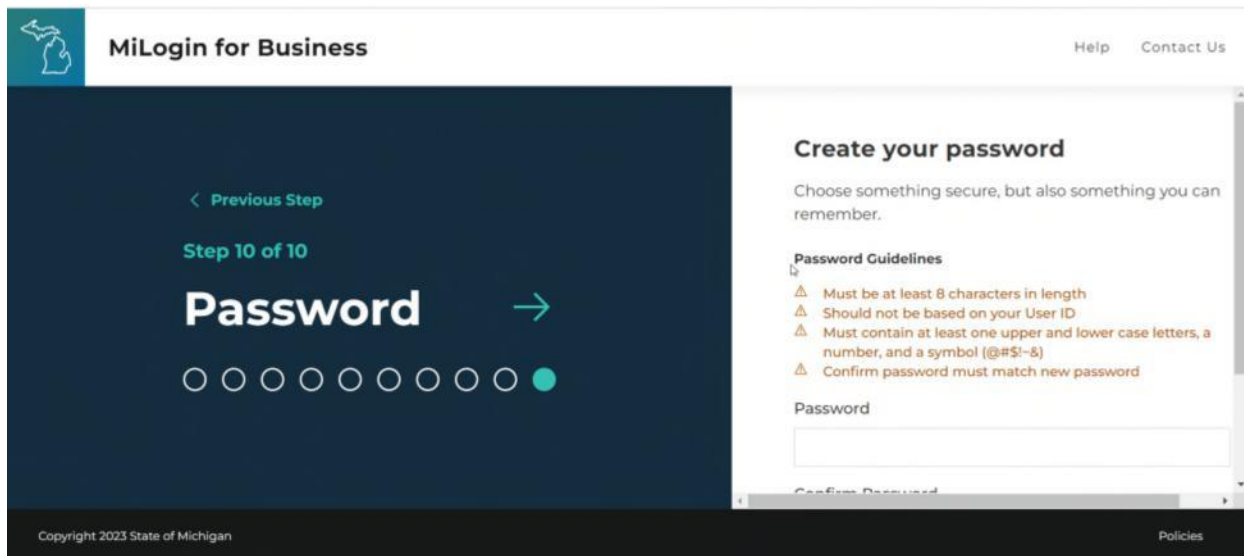
8. Complete MiLogin mobile phone verification by entering in the passcode sent your chosen method of verification.



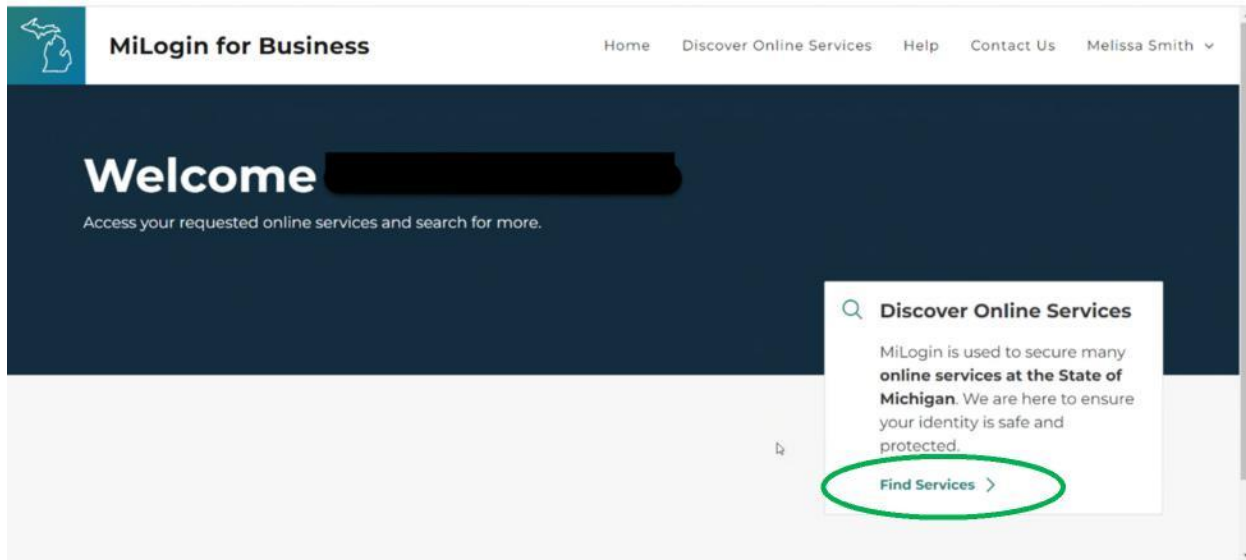
9. Create MiLogin user ID according to the guidelines.



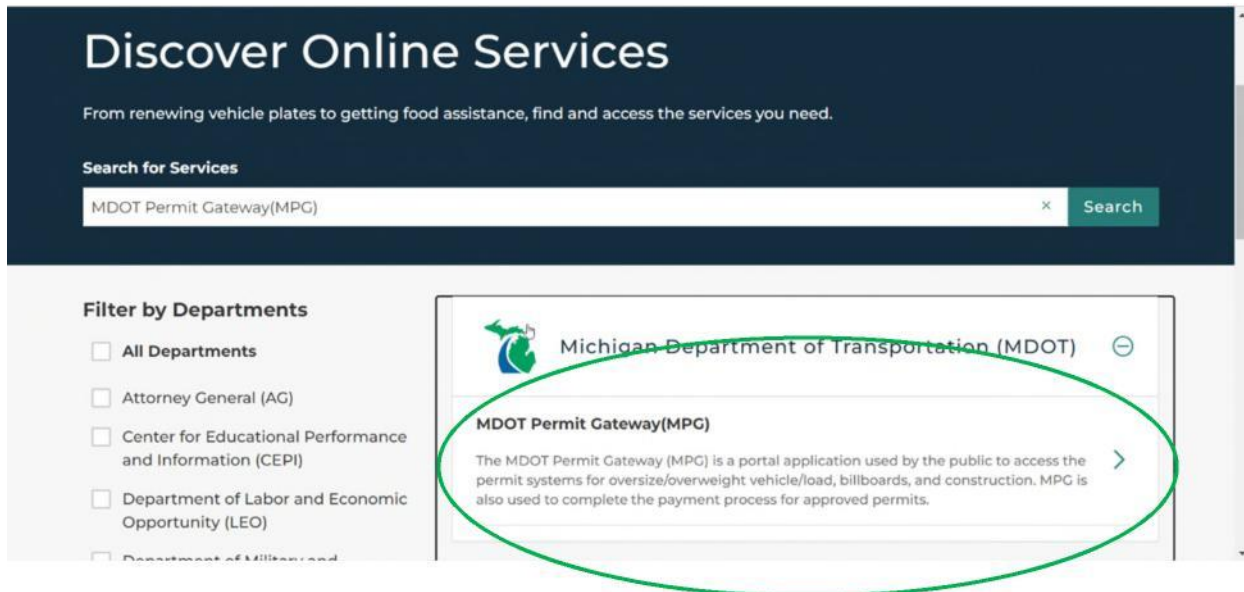
10. Create MiLogin password according to the guidelines.



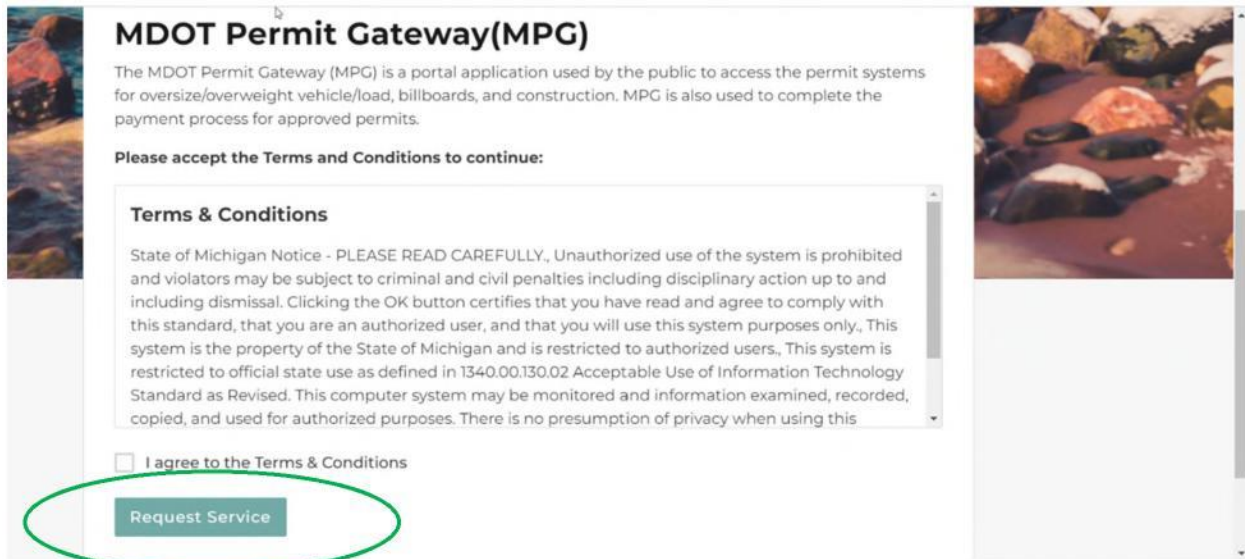
11. Click on "Find Services."



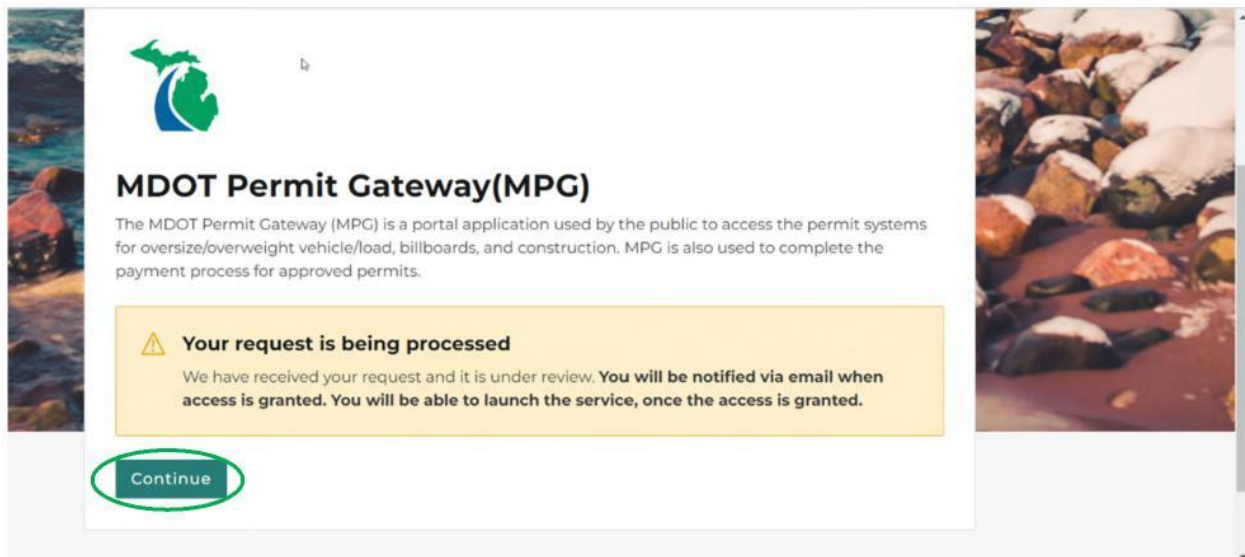
12. Type "MDOT Permit Gateway" in the search bar. Click "Search". Once the MDOT Permit Gateway (MPG) appears (as seen below in the green circle), click on the MDOT Permit Gateway (MPG) box to proceed.



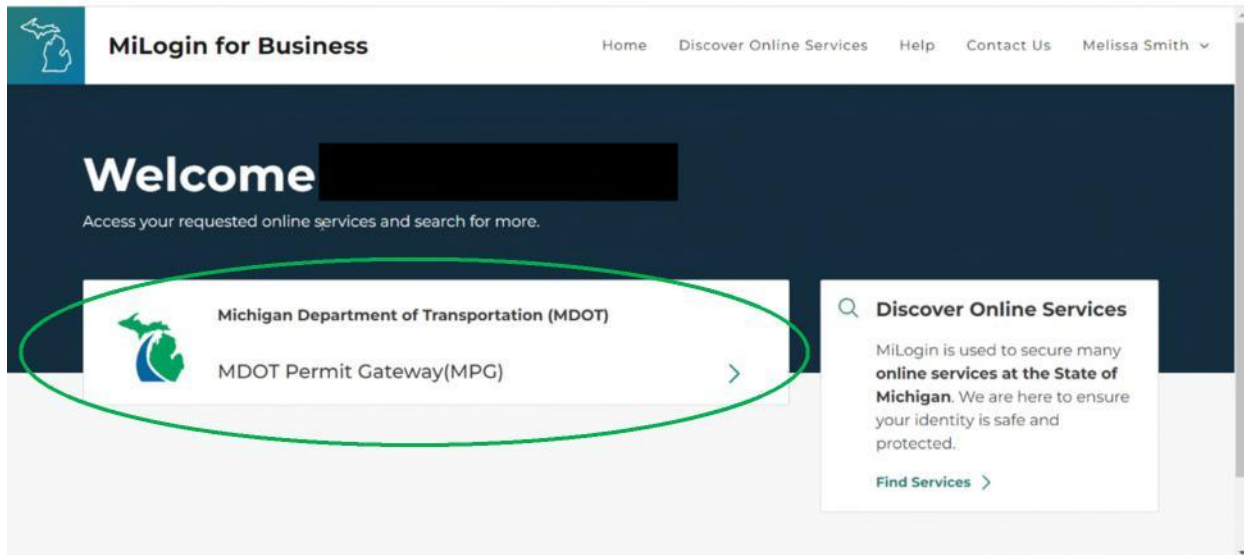
13. Click in the box next to “I Agree to Terms and Conditions”, then click Request Service.



14. Click on Continue, and it will take you to your home page where you will find a link for the MDOT Permit Gateway (MPG).

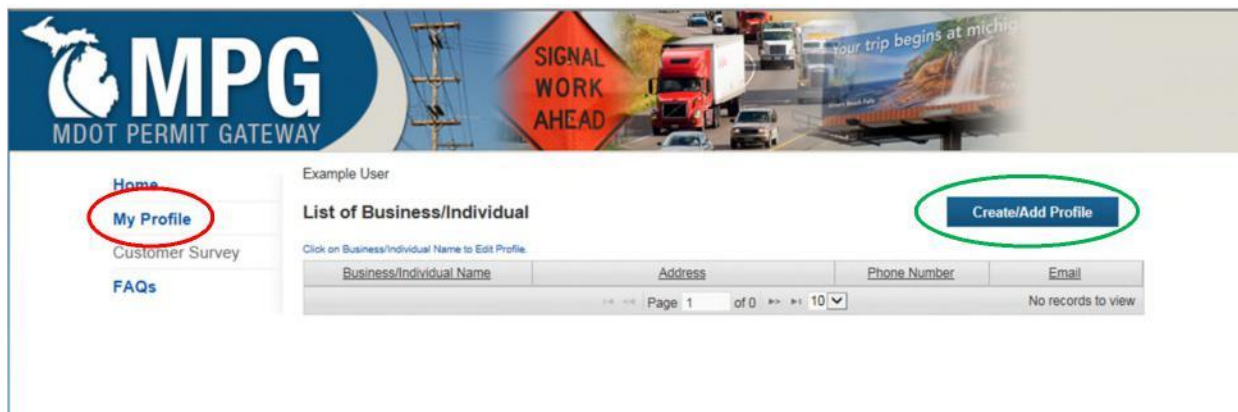


15. Home page with MDOT Permit Gateway (MPG) link. Click on link to proceed to MPG.



Important: Upon entering MPG, you will either need to create a profile for the individual/business or select a profile that you have been delegated access. If you business has obtained permits from MDOT in the past you will need to be delegated access to your business's existing profile. **Do not create a duplicate profile.** Doing so may result in cancellation of your permit application and delay processing. If you are uncertain whether your business has an existing profile, contact MDOT-MPG@Michigan.gov.

16. Click on "My Profile" (as seen below in the red circle), then click on the "Create/ Add Profile" button (as seen below in the green circle).



17. Enter your business or individual information (the name to be listed on the permit).

Add New Profile

Profile Details Delegate Authority

* = Required Fields [User Guide for Add/Edit Business/Individual](#)

Add Business/Individual

Profile Type
 BUSINESS INDIVIDUAL

* Business/Individual Name (The name to be listed on the permit) * Phone Number
Example Business Inc. (517) 999-999

* Address Line 1 Address Line 2
1234 Smith Lane

* City * Country * State or Province * Postal Code
Lansing USA MI 48910


* Email * Verify Email
MPGexampleuser@gmail.com MPGexampleuser@gmail.com

Reset Back/Cancel Save

**Confirm that the postal code field is correct before proceeding (failure to do so may result in application errors).*

18. Click "Save."

Example User

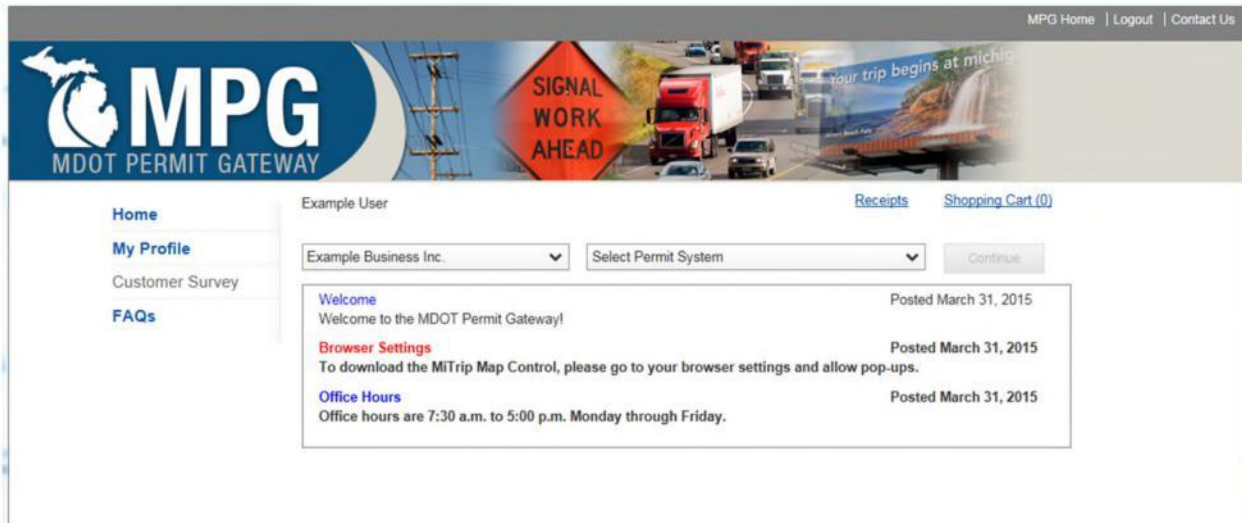
 **The Business/Individual is added to the list.**

List of Business/Individual Create/Add Profile

Click on Business/Individual Name to Edit Profile.

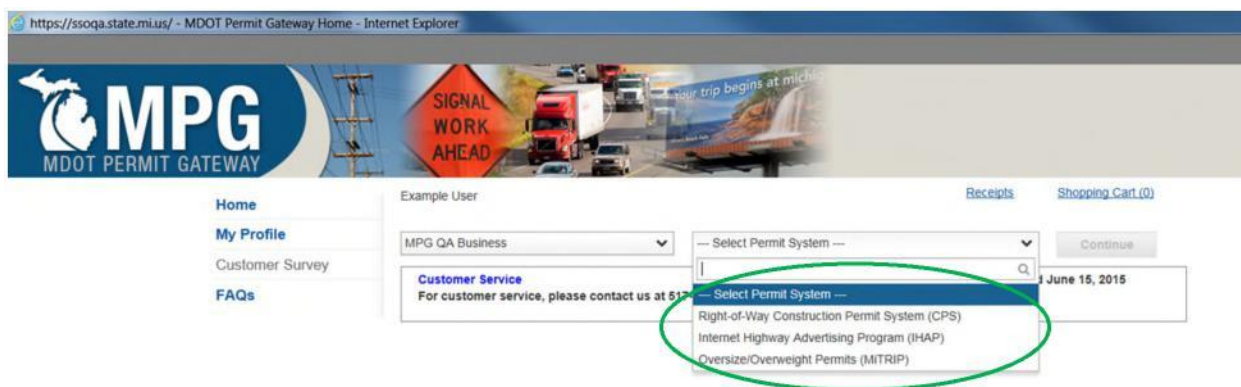
Business/Individual Name	Address	Phone Number	Email
Example Business Inc.	1234 Smith Lane Lansing MI USA 48910	(517) 999-9999	MPGexampleuser@gmail.com

19. Click the “**Home**” option (left side of navigation screen), this will take you to the screen below where you can select a permit system. In the *first drop down*, select the Business/ Individual profile you want to access.



Important: Oversize/Overweight (MiTRIP) customers that are using a Permit Service to obtain their permits need to complete step 20 and access the Oversize/Overweight Permitting System (MiTRIP), leave at default “**Carrier**” and click “**Submit.**” By completing this step, the Permit Service can locate your business and obtain a permit for you in the MiTRIP system.

20. In the *second drop down*, select the Permit System you need to access. Click on “**Continue**”, and you will be directed to the selected permit system.



If you require assistance accessing this information or require it in an alternative format, contact the Michigan Department of Transportation’s (MDOT) Americans with Disabilities Act (ADA) coordinator at Michigan.gov/MDOT-ADA.