



How to...

Import Federal and State Truck Templates


Task Overview: Import Federal and State truck templates to use for bridge load rating in AASHTOWare BrR.

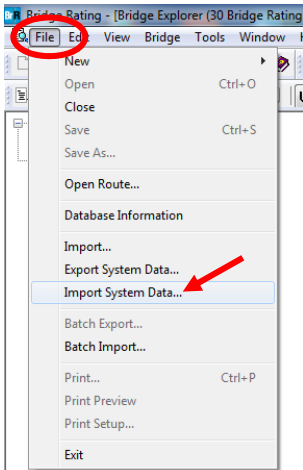
The following .xml files are available for download:

- **LFR 1 2 3 Unit Templates**
 - Includes 3 templates of Michigan Legal Vehicles: (LFR) 1 Unit DL, (LFR) 2 Unit DL, (LFR) 3 Unit DL
 - May be used to determine load posting values
- **LFR Overload Class A Template**
 - Includes all Michigan Overload Class A vehicles
- **LFR Overload Class B Template**
 - Includes all Michigan Overload Class B vehicles
- **LFR Overload Class C Template**
 - Includes all Michigan Overload Class C vehicles
- **LFR Standard Template**
 - Includes AASHTO HS 20-44 Inventory and Operating, plus typical controlling Michigan Legal vehicles for LFR analyses: HS 20-44, Michigan 1 Unit Truck 5-DL, Michigan 2 Unit Truck 17-DL, Michigan 2 Unit Truck 18-DL, Michigan 3 Unit Truck 23-DL
- **LRFR 100 ADTT Templates**
 - Includes 3 templates: LRFR -MI Legal (100 ADTT), LRFR -MI Permit (100 ADTT), LRFR -Overload A (100 ADTT)
- **LRFR 100 ADTT Overload B Template**
 - Includes all Michigan Overload Class B vehicles for 100 ADTT
- **LRFR 100 ADTT Overload C Template**
 - Includes all Michigan Overload Class C vehicles for 100 ADTT
- **LRFR 1000 ADTT Templates**
 - Includes 3 templates: LRFR -MI Legal (1000 ADTT), LRFR -MI Permit (1000 ADTT), LRFR -Overload A (1000 ADTT)
- **LRFR 1000 ADTT Overload B Template**
 - Includes all Michigan Overload Class B vehicles for 1000 ADTT
- **LRFR 1000 ADTT Overload C Template**
 - Includes all Michigan Overload Class C vehicles for 1000 ADTT
- **LRFR 5000 ADTT Templates**
 - Includes 3 templates: LRFR -MI Legal (5000 ADTT), LRFR -MI Permit (5000 ADTT), LRFR -Overload A (5000 ADTT)
- **LRFR 5000 ADTT Overload B Template**
 - Includes all Michigan Overload Class B vehicles for 5000 ADTT
- **LRFR 5000 ADTT Overload C Template**
 - Includes all Michigan Overload Class B vehicles for 5000 ADTT
- **LRFR Federal Template**
 - Includes AASHTO HL-93 Inventory and Operating

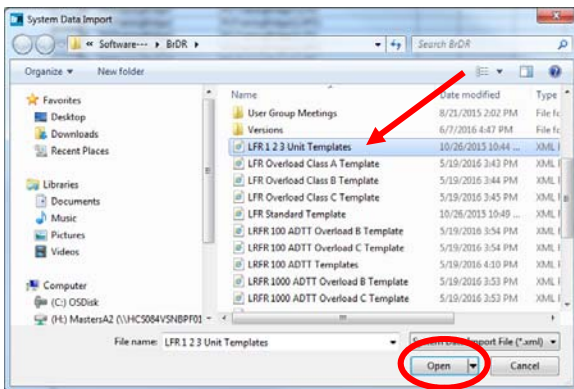
NOTE: Unless otherwise stated, all trucks are at Operating level

Instructions

1. From the Bridge Explorer window (), select **File** then **Import System Data**

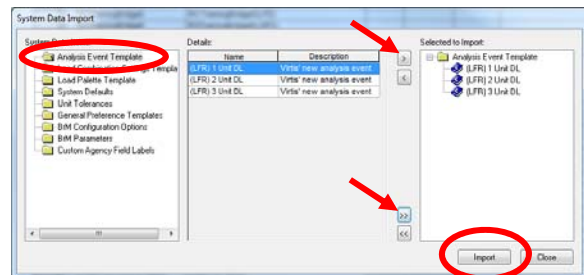



2. Select the template to be imported and click **Open**

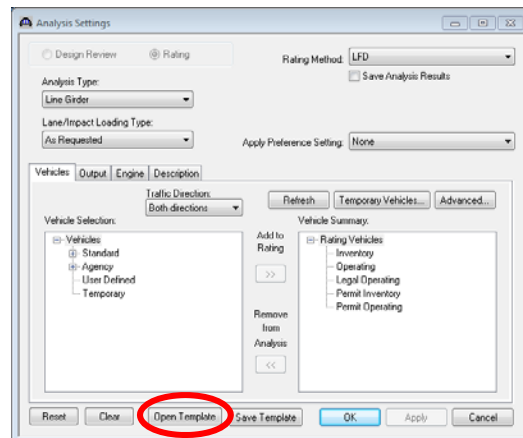


3. Under *System Data Items* select the **Analysis Event Template** folder. To import all templates in the folder, click the double arrows. (Single arrows will import only highlighted template)










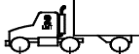










Click **Import**



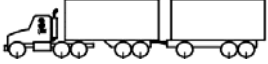






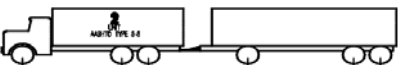
4. From the Rate window (), select **Open Template** to open an imported template



Michigan Legal Vehicles: Configurations and Gross Vehicle Weights (GVW)

	Truck Number	Truck Configuration	Normal Loading GVW		Designated Loading GVW		Special Designated GVW	
			(kips)	(tons)	(kips)	(tons)	(kips)	(tons)
1-UNIT	1		33.4	16.7	33.4	16.7	39	19.5
	2		41.4	20.7	47.4	23.7	45.4	22.7
	3		54.4	27.2	54.4	27.2	54.4	27.2
	4		67.4	33.7	67.4	33.7	67.4	33.7
	5		78	39	84	42	84	42
	26		50	25	50	25	50	25
2-UNIT	6		95.4	47.7	101.4	50.7	101.4	50.7
	7		113.4	56.7	119.4	59.7	119.4	59.7
	8		85.4	42.7	91.4	45.7	91.4	45.7
	9		51.4	25.7	51.4	25.7	49.5	24.75
	10		59.4	29.7	65.4	32.7	56.4	28.2
	11		77.4	38.7	83.4	41.7	67.1	33.55
	12		111.4	55.7	117.4	58.7	117.4	58.7
	13		119.4	59.7	125.4	62.7	125.4	62.7
	14		132.4	66.2	132.4	66.2	132.4	66.2
	15		137.4	68.7	143.3	71.65	143.3	71.65
	16		132.4	66.2	138.4	69.2	138.4	69.2
	17		145.4	72.7	151.4	75.7	151.4	75.7
	18		148	74	154	77	154	77
	27		72	36	72	36	72	36

Michigan Legal Vehicles: Configurations and Gross Vehicle Weights (GVW)

	Truck Number	Truck Configuration	Normal Loading GVW		Designated Loading GVW		Special Designated GVW	
			(kips)	(tons)	(kips)	(tons)	(kips)	(tons)
3-UNIT	19		111.4	55.7	117.4	58.7	117.4	58.7
	20		87.4	43.7	87.4	43.7	87.4	43.7
	21		145.4	72.7	151.4	75.7	151.4	75.7
	22		155.4	77.7	161.4	80.7	161.4	80.7
	23		148	74	154	77	154	77
	24		116	58	122	61	122	61
	25		158	79	164	82	164	82
	28		80	40	80	40	80	40