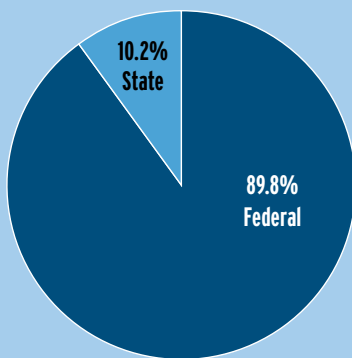


### FY 2024 At-A-Glance

OCT. 1, 2023 - SEPT. 30, 2024

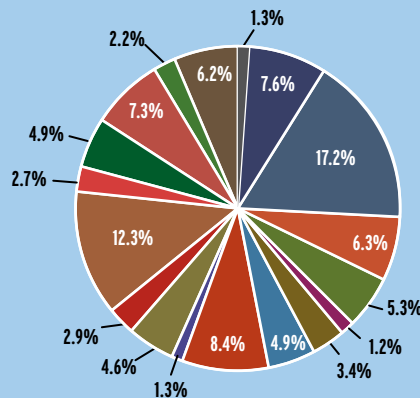
This publication presents a summary of Research and Library funding statistics and project progress for Fiscal Year (FY) 2024. The tables on pages 2 through 9 list all MDOT-funded research projects by topic area that were active or completed during 2024. These listings include both individual Michigan research projects and multi-state pooled fund projects.

#### FY 2024 SP&R Part II Expenditures by Funding Source



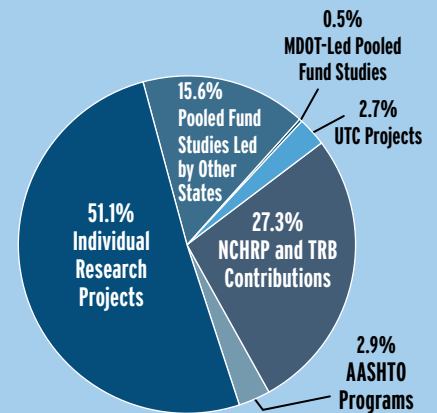
State Research Funds	\$644,917.05
Federal Research Funds	\$5,670,481.72
<b>TOTAL</b>	<b>\$6,315,398.77</b>

#### FY 2024 Research Project Expenditures by Focus Area



Administration	1.3%	\$59,107.26
Aviation	7.6%	\$333,326.09
Bridges and Structures	17.2%	\$758,578.38
Construction	6.3%	\$275,879.96
Environment and Water Resources	5.3%	\$235,048.96
Finance	1.2%	\$53,094.40
Fleet Facility Management and Operations	3.4%	\$150,909.47
Geotechnical and Foundation Design	4.9%	\$215,329.75
Intelligent Transportation Systems and Signals	8.4%	\$371,989.96
Local Transit	1.3%	\$57,163.40
Mobility and Traffic Incidents	4.6%	\$204,614.81
Nonmotorized Planning and Development	2.9%	\$127,245.69
Pavements and Materials	12.3%	\$542,504.62
Program Development	2.7%	\$119,306.50
Project Development	4.9%	\$217,587.65
Roadway and Roadside Maintenance	7.3%	\$320,338.57
Surveys and Automated Design	2.2%	\$97,389.10
Transportation Safety	6.2%	\$272,151.20
<b>TOTAL</b>	<b>100%</b>	<b>\$4,411,475.77</b>

#### FY 2024 SP&R Part II Expenditures by Type



Individual Research Projects	\$3,224,585.27
Multi-State Pooled Fund Studies	\$1,013,600.00
> Participation in Pooled Fund Studies Led by Other States	\$983,600.00
> Participation in MDOT-Led Pooled Fund Studies	\$30,000.00
UTC Projects	\$173,290.50
Research Project Expenditures	\$4,411,475.77
NCHRP and TRB Contributions	\$1,723,923.00
AASHTO Programs	\$180,000.00
<b>TOTAL</b>	<b>\$6,315,398.77</b>

# MDOT 2024 Research

## THESE TABLES ARE ORGANIZED BY FOCUS AREA:

### RESEARCH PROJECTS:

- Completed research reports that were released in FY 2024: October 2023 to September 2024.
- Research contracts that were active during FY 2024.

### POOLED FUND PROJECTS:

- Multi-state transportation pooled fund studies led by MDOT.
- Other multi-state transportation pooled fund studies in which MDOT participates, either through an FY 2024 contribution or through past contributions that are still producing value for Michigan.

**ABBREVIATIONS:**  
**FAM:** Focus Area Manager  
**RM:** Research Manager

Completed project reports are available at [www.Michigan.gov/MDOTResearch](http://www.Michigan.gov/MDOTResearch).

A mark in the "Spotlight" column indicates that a Research Spotlight for this project can be found at [www.Michigan.gov/MDOTResearch](http://www.Michigan.gov/MDOTResearch).

"# of Participating States" for some pooled funds includes Canadian provinces and agencies such as the Federal Highway Administration (FHWA).

Research Program Committee Structure is available at:  
[Research Program Committee Structure](#)

A complete FY 2024 annual report can be found at [www.Michigan.gov/MDOTResearch](http://www.Michigan.gov/MDOTResearch).

Aviation										
FAM: Bryan Budds, RM: Mary Hoffmeyer										
Report Number	Title	Contractor	Investigator	Project Manager	Start Date	End Date	Total Budget	% Complete	FY 24 Expenditures	Spotlight
SPR-1742	Multimodal Aircraft Charging Station Deployment	C&S	Trendowski	Smith	2/15/23	8/31/24	\$214,404.20	100%	\$133,151.14	X
	Unmanned Aircraft System Communications Mesh Test Deployment	WSP	Wheeler	Smith	1/9/24	6/30/25	\$717,907.42	28%	\$200,084.95	

Bridges and Structures										
FAMs: Brad Wagner and Mike Halloran, RM: Dean Kanitz										
Report Number	Title	Contractor	Investigator	Project Manager	Start Date	End Date	Total Budget	% Complete	FY 24 Expenditures	Spotlight
SPR-1732	Enhanced Bridge Cost Estimating	WSU	Eamon	Kelly	10/26/22	1/30/24	\$175,665.00	100%	\$16,799.34	X
	Electronic Water Level Sensors for Monitoring Scour Critical Structures	UM	Kerkez	Zwolinski	4/1/21	6/30/24	\$442,505.15	99%	\$64,161.13	
	Improving MDOT's Movable Bridge Reliability and Operations	HDR	Longfield	Halloran	3/17/23	5/30/25	\$359,434.06	32%	\$67,776.86	
	Capacity Prediction of Repaired and Unrepaired Bridge Beams with Deteriorated Ends	WMU	Attanayake	Tempison	10/1/22	9/30/25	\$380,430.69	62%	\$157,303.21	
	Influence of Revising CFCC Guaranteed Strength on Performance of CFCC Prestressed Highway Bridge Beams Subjected to Various Environmental Conditions	LTU	Grace	Kahl	10/1/21	9/30/25	\$484,499.23	53%	\$122,792.88	
	Operational Baseline for the 2nd Avenue Network Arch Bridge	WMU	Attanayake	Pakala	1/1/22	9/30/25	\$269,685.92	80%	\$48,664.05	
	Statewide Overall Carbon Fiber Composite Cable Bridge Monitoring	LTU	Grace	Kahl	12/17/13	9/30/25	\$1,167,711.17	71%	\$110,909.25	

## Bridges and Structures, continued

FAMs: Brad Wagner and Mike Halloran, RM: Dean Kanitz

Report Number	Title	Contractor	Investigator	Project Manager	Start Date	End Date	Total Budget	% Complete	FY 24 Expenditures	Spotlight
	Enhance Bridge Image Attribution Through Automated Post Image Processing	WMU	Attanayake	Armour	9/1/24	2/28/26	\$176,540.77	0%	\$0.00	
	Design Guidance Development for Continuous Prestressed CFCC Strand Beams	LTU	Grace	Kahl	10/1/24	9/30/26	\$415,990.45	8%	\$35,171.66	

## Bridges and Structures Pooled Fund Studies

Study Number	Title	MDOT Project Manager	Lead State or Agency	# of Participating Partners	MI 2024 Expenditures	Expenditures Prior to 2024	Total MI Commitment	Start Date	End Date
TPF-5(436)	Development of Criteria to Assess the Effects of Pack-out Corrosion in Built-up Steel Members	Nadjarian	IN DOT	6	\$0.00	\$120,000.00	\$120,000.00	10/1/19	8/31/25
TPF-5(468)	Structural Behavior of Ultra-High Performance Concrete	Wagner	FHWA	9	\$10,000.00	\$40,000.00	\$50,000.00	2/1/21	12/31/25
TPF-5(486)	Center for the Aging Infrastructure: Steel Bridge Research, Inspection, Training and Education Engineering Center - SBRITE (Continuation)	Curtis	IN DOT	25	\$50,000.00	\$60,000.00	\$110,000.00	10/1/21	9/30/26
TPF-5(508)	Concrete Bridge Engineering Institute (CBEI)	Wagner	TX DOT	15	\$50,000.00	\$50,000.00	\$200,000.00	10/1/22	9/30/26
TPF-5(523)	Building Information Modeling (BIM) for Bridges and Structures - Phase II	Wagner	IA DOT	23	\$25,000.00	\$0.00	\$100,000.00	12/1/23	1/31/29

## Construction

FAM: Ken Koepke, RM: André Clover

Report Number	Title	Contractor	Investigator	Project Manager	Start Date	End Date	Total Budget	% Complete	FY 24 Expenditures	Spotlight
	Evaluation of MDOT's Methodology for Estimating Work Zone User Delay Times	WMU	Oh	Hoffman, Krom	5/3/23	2/28/26	\$416,541.31	42%	\$103,004.93	
	Michigan (One Point) Cone Test Evaluation - University Transportation Center (UTC)	MSU	Congress	Renner	12/17/23	9/30/25	\$88,090.00	20%	\$16,150.00	
	Optimizing Work Zone Conditions to Maximize Safety and Mobility	MSU	Gates	Brink, Miller	6/27/23	6/27/25	\$211,977.94	52%	\$101,724.60	

## Construction Pooled Fund Studies

Study Number	Title	MDOT Project Manager	Lead State or Agency	# of Participating Partners	MI 2024 Expenditures	Expenditures Prior to 2024	Total MI Commitment	Start Date	End Date
TPF-5(438)	Smart Work Zone Deployment Initiative (FY20-FY24)	Brookes	IA DOT	9	\$25,000.00	\$100,000.00	\$125,000.00	10/1/19	12/31/27
TPF-5(514)	Work Zone Analytics	Brookes	IN DOT	8	\$30,000.00	\$0.00	\$90,000.00	10/1/23	9/30/26

## Environment and Water Resources

FAM: Hal Zweng, RM: Dean Kanitz

Report Number	Title	Contractor	Investigator	Project Manager	Start Date	End Date	Total Budget	% Complete	FY 24 Expenditures	Spotlight
SPR-1726	<a href="#">Eastern Massasauga (Sistrurus catenatus) Road Ecology and Population Dynamics in Michigan</a>	MSU	Roloff	Grabarkiewicz	3/22/00	5/31/23	\$366,868.57	82%	\$52,081.32	X
	Michigan Hydrologic Calculation Procedures	MTU	Watkins	Carlson	11/1/21	12/31/24	\$596,462.57	85%	\$177,380.47	
	Flood Fragility of Roads and Railroads - University Transportation Center (UTC)	TBD		Zweng	TBD	TBD	\$246,946.60		\$0.00	

## Environment and Water Resources Pooled Fund Studies

Study Number	Title	MDOT Project Manager	Lead State or Agency	# of Participating Partners	MI 2024 Expenditures	Expenditures Prior to 2024	Total MI Commitment	Start Date	End Date
TPF-5(446)	High Performance Computational Fluid Dynamics (CFD) Modeling Services for Highway Hydraulics	Carlson	FHWA	4	\$0.00	\$80,000.00	\$80,000.00	10/1/22	9/30/25
TPF-5(460)	Flood-Frequency Analysis in the Midwest: Addressing Potential Nonstationary Annual Peak-Flow Records	Carlson	SD DOT	8	\$55,600.00	\$111,200.00	\$222,400.00	10/1/21	9/30/25

## Finance

FAM: Adam Feldpausch, RM: Mary Hoffmeyer

Report Number	Title	Contractor	Investigator	Project Manager	Start Date	End Date	Total Budget	% Complete	FY 24 Expenditures	Spotlight
	Bonding vs. Pay-Go	TX A&M	Glover	Adams	10/30/23	2/28/25	\$160,069.82	33%	\$53,094.40	

## Fleet Facility Management & Operations

FAM: Diane Sevigny, RM: André Clover

Report Number	Title	Contractor	Investigator	Project Manager	Start Date	End Date	Total Budget	% Complete	FY 24 Expenditures	Spotlight
	MDOT Fleet Electrification Strategies	Hatch	Bodarya	Sevigny	6/21/23	2/28/25	\$230,389.86	89%	\$150,909.47	

## Geotechnical and Foundation Design

FAM: Ryan Snook, RM: Dean Kanitz

Report Number	Title	Contractor	Investigator	Project Manager	Start Date	End Date	Total Budget	% Complete	FY 24 Expenditures	Spotlight
	Michigan Cone Penetrometer Test Calibration	UM	Hryciw	Snook	1/1/22	9/30/26	\$509,167.20	70%	\$215,329.75	

## Geotechnical and Foundation Design Pooled Fund Study

Study Number	Title	MDOT Project Manager	Lead State or Agency	# of Participating Partners	MI 2024 Expenditures	Expenditures Prior to 2024	Total MI Commitment	Start Date	End Date
TPF-5(433)	Behavior of Reinforced and Unreinforced Lightweight Cellular Concrete for Retaining Walls	Tichenor	UT DOT	9	\$0.00	\$30,000.00	\$30,000.00	10/1/19	1/31/25

## Intelligent Transportation Systems and Signals

FAM: Jason Bodell, RM: André Clover

Report Number	Title	Contractor	Investigator	Project Manager	Start Date	End Date	Total Budget	% Complete	FY 24 Expenditures	Spotlight
	TRB Forum on Preparing for Automated Vehicles and Shared Mobility (AV/SM Forum)	TRB	TRB	Clover	4/8/23	9/30/25	\$25,000.00	100%	\$25,000.00	
SPR-1728	Effective Bridge Deck Weather Warning Technologies	MSU	Gates	Smith	2/15/21	12/31/23	\$355,167.11	100%	\$48,596.59	X
	Utilizing Video Analytics w/Connected Vehicles for Improved Safety	Kimley-Horne	Good	Mueller	2/15/21	1/31/24	\$359,823.08	91%	\$83,796.07	
	Automatic Signal Retiming Using Vehicular Trajectory Data - University Transportation Center (UTC)	UM	Liu	Seeger	5/22/24	5/22/25	\$199,999.99	33%	\$47,197.35	
	Effectiveness of Inductive Vehicle Charging to Alleviate EV Range Anxiety - University Transportation Center (UTC)	UM	Yin	Mueller	3/1/24	2/28/26	\$176,667.80	12%	\$23,399.95	
	Revenue Opportunities from MDOT Fiber Infrastructure and Other Utility Types	KPMG	TBD	Gorman	TBD	TBD	\$459,886.00	0%	\$0.00	

## Intelligent Transportation Systems and Signals Pooled Fund Studies

Study Number	Title	MDOT Project Manager	Lead State or Agency	# of Participating Partners	MI 2024 Expenditures	Expenditures Prior to 2024	Total MI Commitment	Start Date	End Date
TPF-5(453)	Automated Vehicle Pooled Fund Study	Feldpausch	OH DOT	10	\$50,000.00	\$150,000.00	\$250,000.00	10/1/20	9/30/25
TPF-5(487)	Transportation Management Centers Pooled Fund Study Phase II	Peplinski	FHWA	27	\$25,000.00	\$25,000.00	\$125,000.00	4/17/22	4/16/27
TPF-5(490)	ENTERPRISE - PHASE III (Phase II Continuation)	Spinks	MI DOT	8	\$35,000.00	\$70,000.00	\$175,000.00	10/25/22	10/21/28
TPF-5(532)	MAASTO Connected Automated Vehicle (CAV) Steering Committee	Feldpausch	MI DOT	10	\$30,000.00	\$0.00	\$150,000.00	6/3/24	9/30/28

## Local Transit

FAM: Janet Geissler, RM: Mary Hoffmeyer

Report Number	Title	Contractor	Investigator	Project Manager	Start Date	End Date	Total Budget	% Complete	FY 24 Expenditures	Spotlight
	Marketing and Education Budget for Implementation of New Transit Technology	CRAFT	Ketterl	Kent	11/27/23	8/31/25	\$301,903.93	19%	\$57,163.40	

## Mobility and Traffic Incidents

FAM: Jason Firman, RM: André Clover

Report Number	Title	Contractor	Investigator	Project Manager	Start Date	End Date	Total Budget	% Complete	FY 24 Expenditures	Spotlight
	Optimizing Work Zone Conditions to Maximize Safety and Mobility	MSU	Gates	Brink	6/1/23	5/31/25	\$219,727.94	5%	\$8,123.61	
	Identify Best Locations for New Flex-Route Projects Throughout the State of Michigan	MSU	Savolainen	Firman	6/14/23	6/14/25	\$308,350.01	60%	\$179,614.81	

## Mobility and Traffic Incidents Pooled Fund Study

Study Number	Title	MDOT Project Manager	Lead State or Agency	# of Participating Partners	MI 2024 Expenditures	Expenditures Prior to 2024	Total MI Commitment	Start Date	End Date
TPF-5(489)	Safety Service Patrol Standardization and Management Practices	Gill	FHWA	20	\$25,000.00	\$75,000.00	\$100,000.00	10/1/21	9/30/25

## Nonmotorized Planning and Development

FAM: Deb Alfonso, RM: Mary Hoffmeyer

Report Number	Title	Contractor	Investigator	Project Manager	Start Date	End Date	Total Budget	% Complete	FY 24 Expenditures	Spotlight
	Leveraging Crowd-Sourced Data in Planning, Design, Analysis, and Evaluation of Pedestrian and Bicycle Traffic	UC-Denver	Misra	DeBruyn	6/21/23	8/31/24	\$170,882.34	77%	\$127,245.69	

## Pavements and Materials

FAM: Chris Byrum, RM: André Clover

Report Number	Title	Contractor	Investigator	Project Manager	Start Date	End Date	Total Budget	% Complete	FY 24 Expenditures	Spotlight
	Evaluation of MDOT's Methodologies for both Quantifying Pavement Distress & Modeling Pavement Performance for LCC and RSL Estimation Purposes	MSU	Kutay	Eacker	2/2/21	5/31/25	\$713,839.88	80%	\$55,563.55	
	Pavement ME Rehabilitation Design Protocols for MDOT Implementation	MSU	Haider	Schenkel	7/12/23	7/13/25	\$458,047.93	46%	\$170,546.07	
	Finite Element Method (FEM) Matrix Study for Rapid Travel Profiler Curl/Wrap Correlations - University Transportation Center (UTC)	MSU	Haider	Byrum	8/1/24	8/31/25	\$137,600.00	15%	\$0.00	

## Pavements and Materials Pooled Fund Studies

Study Number	Title	MDOT Project Manager	Lead State or Agency	# of Participating Partners	MI 2024 Expenditures	Expenditures Prior to 2024	Total MI Commitment	Start Date	End Date
TPF-5(375)	National Partnership to Determine the Life-Extending Benefit Curves of Pavement Techniques (MnROAD/NCAT Joint Study - Phase II)	Kennedy	MN DOT	23	\$0.00	\$250,000.00	\$250,000.00	1/1/19	12/30/23
TPF-5(437)	Technology Transfer Concrete Consortium (FY20-FY24)	Byrum	IA DOT	36	\$12,000.00	\$48,000.00	\$60,000.00	10/1/19	12/31/25
TPF-5(465)	Consortium for Asphalt Pavement Research and Implementation (CAPRI)	Miller	AL DOT	31	\$10,000.00	\$20,000.00	\$30,000.00	10/1/22	12/31/27
TPF-5(466)	National Road Research Alliance - NRRRA (Phase-II)	Kennedy	MN DOT	16	\$150,000.00	\$350,000.00	\$750,000.00	10/1/20	1/31/26
TPF-5(517)	Performance Centered Concrete Construction	Bahmer	IA DOT	12	\$40,000.00	\$0.00	\$100,000.00	10/1/22	12/31/29

## Pavements and Materials Pooled Fund Studies, continued

Study Number	Title	MDOT Project Manager	Lead State or Agency	# of Participating Partners	MI 2024 Expenditures	Expenditures Prior to 2024	Total MI Commitment	Start Date	End Date
TPF-5(518)	Implementation of Structural Data from Traffic Speed Deflection Devices	Shapter	VA DOT	23	\$55,000.00	\$0.00	\$220,000.00	10/1/23	9/30/27
TPF-5(522)	National Partnership to Improve the Quality of Preventive Maintenance Treatment Construction & Data Collection Practices (PG Phase III)	Hunt	MN DOT	18	\$50,000.00	\$0.00	\$200,000.00	10/1/23	12/31/29

## Program Development

FAM: Craig Newell, RM: Mary Hoffmeyer

Report Number	Title	Contractor	Investigator	Project Manager	Start Date	End Date	Total Budget	% Complete	FY 24 Expenditures	Spotlight
	Research and Development of a 3-Item Transportation Security Index Mobility Measurement Tool - University Transportation Center (UTC)	UM	Murphy	Bayus, Dell	5/22/24	6/5/25	\$126,504.00	38%	\$37,233.79	
	Multi-Objective Decision Analysis and Optimization Model for Transportation Investment Decision-Making at MDOT	Spy Pond Partners	Robert	Case	1/30/24	1/30/26	\$257,066.97	21%	\$55,219.70	
	End-to-End Learning Framework for Transportation Network Equilibrium Modeling - University Transportation Center (UTC)	UM	Yin	Maffeo	5/28/24	10/25/26	\$124,849.33	18%	\$26,853.01	

## Project Development

FAM: Nathan Miller, RM: Dean Kanitz

Report Number	Title	Contractor	Investigator	Project Manager	Start Date	End Date	Total Budget	% Complete	FY 24 Expenditures	Spotlight
SPR-1736	<a href="#">Corridor and Systemwide Application of Performance Based Practical Design</a>	WSP	Wendling	Miller	2/1/21	1/31/24	\$246,705.08	99%	\$10,410.73	X
SPR-1743	<a href="#">Improving Cost Estimation and Budget Planning with New Michigan Highway Construction Cost Index</a>	WMU	Liu	Kirkpatrick	5/30/23	12/31/24	\$116,284.36	100%	\$65,337.48	
SPR-1701	<a href="#">Slope Restoration on Urban Freeways</a>	MSU	Cregg	Alton	4/1/17	12/31/25	\$528,322.24	93%	\$23,445.17	X
	Socio Economic Impacts of Technology Based Stakeholder Engagement Platforms	MSU	Savolainen	Martin	8/21/23	8/21/26	\$356,884.59	12%	\$43,394.27	

## Project Development Pooled Fund Studies

Study Number	Title	MDOT Project Manager	Lead State or Agency	# of Participating Partners	MI 2024 Expenditures	Expenditures Prior to 2024	Total MI Commitment	Start Date	End Date
TPF-5(343)	Roadside Safety and Research for MASH Implementation	Torres	WS DOT	28	\$0.00	\$270,000.00	\$270,000.00	10/1/26	6/30/24
TFP-5(501)	Roadside Safety Pooled Fund - Phase 3	Torres	WS DOT	28	\$65,000.00	\$130,000.00	\$195,000.00	1/1/23	12/31/27
TFP-5(525)	2nd International Roadside Safety Conference and Peer Exchange	Schuster	FL DOT	9	\$10,000.00	\$0.00	\$10,000.00	10/1/23	9/30/24

## Roadway and Roadside Maintenance

FAM: Justin Droste, RM: André Clover

Report Number	Title	Contractor	Investigator	Project Manager	Start Date	End Date	Total Budget	% Complete	FY 24 Expenditures	Spotlight
	Winter Severity Index with Winter Maintenance Expenses and Material Usage	MSU	Zockaie	Roath	2/6/23	2/6/25	\$196,250.61	78%	\$110,483.82	
	Identify Mapping Techniques of Invasive Plant Species within the MDOT Right-of-Way (ROW)	MTU	Dobson	Ahlschwede	10/11/23	9/30/25	\$222,451.62	40%	\$89,854.75	

## Roadway and Roadside Maintenance Pooled Fund Studies

Study Number	Title	MDOT Project Manager	Lead State or Agency	# of Participating Partners	MI 2024 Expenditures	Expenditures Prior to 2024	Total MI Commitment	Start Date	End Date
Sol. 1562	Development of a Winter Maintenance Decision Support System (Phase 3)	Roath	SD DOT	6	\$0.00	\$0.00	\$0.00	1/2/22	9/30/25
TPF-5(347)	Development of Maintenance Decision Support System	Roath	SD DOT	15	\$60,000.00	\$170,000.00	\$230,000.00	10/1/16	9/30/25
TPF-5(435)	Aurora Program (FY20-FY24)	Roath	IA DOT	19	\$25,000.00	\$10,000.00	\$125,000.00	10/1/19	9/30/26
TPF-5(441)	No Boundaries Transportation Maintenance Innovations	Pratt	CO DOT	20	\$10,000.00	\$40,000.00	\$50,000.00	10/1/19	12/30/25
TPF-5(479)	Clear Roads Winter Highway Operations Pooled Fund - Phase III	Feddars	MN DOT	39	\$25,000.00	\$50,000.00	\$125,000.00	5/1/22	9/30/26

## Surveys and Automated Design

FAMs: Andrew Block and Brian Fish, RM: Dean Kanitz

Report Number	Title	Contractor	Investigator	Project Manager	Start Date	End Date	Total Budget	% Complete	FY 24 Expenditures	Spotlight
SPR-1735	Construction Digital Delivery Technologies	CRAFT	Ketterl	Bowerman	12/9/22	6/30/24	\$195,114.46	100%	\$48,933.13	X
	Digital Collaboration using Industry Foundation Classes (IFC) and Building Information Model (BIM) Technology - University Transportation Center (UTC)	MSU	Cetin	Arnold	6/3/24	6/3/25	\$96,799.99	31%	\$18,455.97	
	Digital Process Methods and Implementations for Field Applications	TBD	TBD	Douglas	TBD	TBD	\$367,367.00	0%	\$0.00	

## Surveys and Automated Design Pooled Fund Study

Study Number	Title	MDOT Project Manager	Lead State or Agency	# of Participating Partners	MI 2024 Expenditures	Expenditures Prior to 2024	Total MI Commitment	Start Date	End Date
TPF-5(480)	Building Information Modeling (BIM) for Infrastructure	Arnold	IA DOT	24	\$30,000.00	\$90,000.00	\$150,000.00	7/1/21	12/31/27

## Transportation Safety

FAM: Garrett Dawe, RM: André Clover

Report Number	Title	Contractor	Investigator	Project Manager	Start Date	End Date	Total Budget	% Complete	FY 24 Expenditures	Spotlight
SPR-1744	Examination of Lighting Practices at Crosswalks	WMU	Van Houten	Smerdon	4/24/23	1/31/25	\$177,614.99	82%	\$104,167.84	



## Transportation Safety, continued

FAM: Garrett Dawe, RM: André Clover

Report Number	Title	Contractor	Investigator	Project Manager	Start Date	End Date	Total Budget	% Complete	FY 24 Expenditures	Spotlight
	Efficacy of Speed Warning Technologies	MSU	Gates	Uzategui	1/23/23	2/15/25	\$255,632.95	40%	\$91,814.62	
	Safety Effectiveness of Non-Freeway Sinusoidal Shoulder Corrugations	MSU	Gates	Bramble	4/24/24	4/24/26	\$292,358.15	2%	\$5,503.82	
	Covid and Traffic Crashes/Impact on Safety Targets	MSU	Savolainen	McQuiston	6/17/24	7/17/26	\$315,200.83	3%	\$9,664.92	

## Transportation Safety Pooled Fund Studies

Study Number	Title	MDOT Project Manager	Lead State or Agency	# of Participating Partners	MI 2024 Expenditures	Expenditures Prior to 2024	Total MI Commitment	Start Date	End Date
TPF-5(255)	Highway Safety Manual Implementation	Dawe	FHWA	23	\$0.00	\$100,000.00	\$100,000.00	11/9/15	12/31/25
TPF-5(317)	Evaluation of Low-Cost Safety Improvements	Dawe	FHWA	42	\$0.00	\$90,000.00	\$90,000.00	10/1/19	9/30/24
TPF-5(343)	Roadside Safety Research for MASH Implementation	Torres	WS DOT	28	\$0.00	\$270,000.00	\$320,000.00	10/1/16	12/31/23
TPF-5(444)	Traffic Safety Culture - Phase 2	Powell	MT DOT	20	\$10,000.00	\$40,000.00	\$50,000.00	10/1/19	9/30/24
TPF-5(447)	Traffic Control Device (TCD) Consortium (3)	Dawe	FHWA	34	\$20,000.00	\$60,000.00	\$100,000.00	1/1/21	2/12/25
TPF-5(515)	Evaluation of Low-Cost Safety Improvements (ELCSI-PFS)	Dawe	FHWA	17	\$15,000.00	\$0.00	\$75,000.00	10/1/23	9/30/28
TPF-5(516)	Highway Safety Manual Implementation 2nd Edition (HSM2) Implementation	Garcia	FHWA	21	\$16,000.00	\$16,000.00	\$80,000.00	10/1/22	9/30/27

## Administration

Report Number	Title	Contractor	Investigator	Project Manager	Start Date	End Date	Total Budget	% Complete	FY 24 Expenditures	Spotlight
	Research Administration Section Planning and Communications	CTC	Casey	Hoffmeyer	10/1/20	9/30/25	\$492,314.72	62%	\$59,107.26	

## National Initiatives

Study Number	Title	MDOT Project Manager	Lead State or Agency	# of Participating Partners	MI 2024 Expenditures	Expenditures Prior to 2024	Total MI Commitment	Start Date	End Date
SPR1801(179)	AASHTO Engineering Technical Service Programs	Clover	AASHTO/ FHWA	N/A	\$180,000.00	\$0.00	\$180,000.00	10/1/23	9/30/24
TPF-5(424)	National Cooperative Highway Research Program (NCHRP) for FY 2024	Clover	FHWA	51	\$1,492,511.00	\$0.00	\$1,492,511.00	10/1/23	9/30/24
TPF-5(530)	TRB Core Program Activities FFY 2024 (TRB FY 2025)	Clover	AASHTO/ FHWA	52	\$231,412.00	\$0.00	\$231,412.00	10/1/23	9/30/24

# The Research Administration Team

## MANAGEMENT

Michael Townley  
Engineer of Research  
517-599-7377  
TownleyM@Michigan.gov

Lisa Branch  
Administrative Assistant  
517-281-4004  
BranchL2@Michigan.gov

## PROGRAM MANAGEMENT

André Clover  
Research Program Manager  
517-749-9001  
CloverA@Michigan.gov

Mary Hoffmeyer  
Research Program Specialist  
517-281-3441  
HoffmeyerM@Michigan.gov

Heidi Spangler  
Innovation Engineer  
517-230-4605  
SpanglerH@Michigan.gov

## PROJECT ADMINISTRATION

Dean Kanitz  
Supervisor, Project Administration  
517-927-3406  
KanitzD@Michigan.gov

Rebecca Bowers  
Project Analyst  
517-285-1850  
BowersR@Michigan.gov

Faith Rodriguez  
Program Analyst  
517-256-7084  
RodriguezF1@Michigan.gov

Sarah Rottiers  
Pooled Fund Analyst  
517-855-8984  
RottiersS@Michigan.gov

Katherine Miller  
Student Assistant  
517-636-4270  
Miller76@Michigan.gov

## LIBRARY

Jennifer Herron  
Librarian  
517-230-6103  
HerronJ1@Michigan.gov



## MISSION

Supporting and promoting innovative research  
and encouraging its implementation for safe,  
sustainable and cost-effective transportation  
solutions that keep Michigan moving

## VALUES

Quality • Customer Orientation  
Teamwork • Integrity • Pride

## RESEARCH SERVICES STATISTICS (FY 2024)

4 Amendments

11 Closed individual  
research projects

17 New individual  
research projects

42 Individual  
research  
projects

40 Pooled fund  
studies and other  
national research  
initiatives

8 University  
Transportation  
Center research  
projects

## LIBRARY SERVICES STATISTICS (FY 2024)

803  
Virtual visitors

16,552  
Total circulation

127  
New materials

738  
Reference services

129  
Library loans

## CONTACT US

MDOT Research Administration  
E-mail: [MDOT-Research@Michigan.gov](mailto:MDOT-Research@Michigan.gov)  
Website: [www.Michigan.gov/MDOTResearch](http://www.Michigan.gov/MDOTResearch)