STATE OF MICHIGAN
IN THE SUPREME COURT

DETROIT CAUCUS; ROMULUS CITY COUNCIL; INKSTER CITY COUNCIL; TENISHA YANCY, as a State Representative and individually; SHERRY GAY DAGNOGO, as a Former State Representative and individually; TYRONE CARTER, as a State Representative and individually; BETTY JEAN ALEXANDER, as a State Senator and individually, Hon. STEPHEN CHISHOLM, as member of Inkster City Council and individually, TEOLA P. HUNTER, as a Former State Representative and individually; Hon. KEITH WILLIAMS, as Chair MDP Black Caucus and individually; DR. CAROL WEAVER, as 14th Congressional District Executive Board Member and individually; WENDELL BYRD, as a Former State Representative and individually; SHANELLE JACKSON, as a Former State Representative and individually; LAMAR LEMMONS, as a Former State Representative and individually; IRMA CLARK COLEMAN, as a Former Senator &Wayne County Commissioner and individually; LAVONIA PERRYMAN, as representative of the Shirley Chisholm Metro Congress of Black Women and individually; ALISHA BELL, as Wayne County Commissioner and individually; NATALIE BIENAIME; OLIVER COLE; ANDREA THOMPSON; DARRYL WOODS; NORMA D. MCDANIEL, MELISSA D. MCDANIEL; CHITARA WARREN; JAMES RICHARDSON; and ELENA HERRADA,

Plaintiffs,

v.

INDEPENDENT CITIZENS REDISTRICTING COMMISSION,

Defendant.

MSC No. 163926

Original Jurisdiction
Const 1963, art. 4, § 6(19).

RECEIVED by MSC 1/18/2022 10:30:24 PM

DEFENDANT INDEPENDENT CITIZENS REDISTRICTING COMMISSION'S APPENDIX

TABLE OF CONTENTS

Voters Not Politicians Press Release (Nov 28, 2021)…… Def. App. 001a

MICRC Resolution 2021.02.09 (Mar 4, 2021)…… Def. App. 003a

MICRC Resolution 2021.04.01 (Apr 8, 2021)…… Def. App. 004a

MICRC Hearing Transcript (Apr 8, 2021)…….. Def. App. 005a

MICRC Hearing Transcript (Sep 2, 2021)…… Def. App. 006a

Dr. Handley Presentation (Sep 2, 2021)…… Def. App. 016a

MICRC Hearing Transcript (Nov 1, 2021)…… Def. App. 036a

Dr. Handley Final Report (Jan 4, 2022)…… Def. App. 042a

MICRC Meeting Notices & Materials (accessed Jan 14, 2022)…….. Def. App. 118a

Chestnut Map Criteria (accessed Jan 16, 2022)…….. Def. App. 170a

Linden Map Criteria (accessed Jan 16, 2022)…… Def. App. 185a

Hickory Map Criteria (accessed Jan 16, 2022)…… Def. App. 200a

2022 Election Booklet (accessed Jan 16, 2022)…… Def. App. 215a

RECEIVED by MSC 1/18/2022 10:30:24 PM

RECEIVED by MSC 1/18/2022 10:30:24 PM

VOTERS NOT POLITICIANS

November 29, 2017

Voters should choose their politicians, not the other way around.

On election day, we, the voters of Michigan, deserve to have our say. We expect our elections to be fair and transparent so that our votes matter and our voices are heard.

Politicians don't agree. They manipulate our voting maps to keep themselves in power. They draw voting maps that directly benefit themselves, instead of putting community interests and voter needs first. This allows politicians the power to choose their voters, instead of giving the voters the power to choose their politicians. This process gives us inattentive, ineffective, and unpopular representatives who keep getting re-elected over and over.

CONNECT WITH US

Mailing Address:
Flint Neighborhoods United
3216 Martin Luther King Avenue
Flint, MI 48505

NEWSPAPER

Voters Not Politicians is a ballot question committee working to bring the power back to the people of Michigan through a citizen led ballot initiative. With the help of other grassroots organizations, Voters Not Politician's vision is to establish an Independent Citizen Redistricting Commission through a state constitutional amendment.

TAKE ACTION!

Visit the Voters Not Politicians website to learn more and volunteer.

Facebook Twitter Google+

Pinterest LinkedIn Tumblr

RELATED POSTS

NATIONAI KIDNEY FOUNDAT OF MICHIGAN

PRESS RELEASE: CITY OF FLINT

PRESS RELEASE: COMMUN FIRST PRESENTS

Click here for the newspaper archives.

DISCLAIMER

Postings to this site do not necessarily reflect the opinions of Flint Neighborhoods United.

UPCOMING EVENTS

FEB 5 Sat (https://www.flintneighborhoodsunited.org/events/action~oneday/exact_date~2-5-2022/)

9:30 am February FNU Meeting @ Online via Zoom (https://www.flintneighborhoodsunited.org/event/february-2022-fnu-meeting/?instance_id=255687)

MAR 5 Sat (https://www.flintneighborhoodsunited.org/events/action~oneday/exact_date~3-5-2022/)

9:30 am March FNU Meeting @ Online via Zoom (https://www.flintneighborhoodsunited.org/event/march-2022-fnu-meeting/?instance_id=255688)

APR 2 Sat

9:30 am April FNU Meeting @ Online via Zoom (https://www.flintnei

RECEIVED by MSC 1/18/2022 10:30:24 PM

MICHIGAN INDEPENDENT CITIZENS REDISTRICTING COMMISSION

RECEIVED by MSC 1/18/2022 10:30:24 PM

Resolution 2021.02.09

Michigan Independent Citizens Redistricting Commission
Contracting the Line Drawing and Technical Services Firm

Presented: March 4, 2021

RESOLVED, that the Michigan Independent Citizens Redistricting Commission (MICRC), according to the Terms and Conditions set forth in RFP 920, 210000000714, extends the contract for Line Drawing and Technical Services to either Election Data Services or Haystaq DNA as the Commission's Line Drawing and Technical Services firm, contingent that should Election Data Services be selected, the services of Dr. Lisa Handley be included in the contract price as presented.

Attachment: *Proposals from Election Data Services and Haystaq DNA*

MOTION TO AMEND: NO

	Main	Amendment
Motion by Commissioner	Clark	
Second by Commissioner	Lange	

RESULT: ROLL CALL VOTE WITH 8 COMMISSIONERS VOTING FOR ELECTION DATA SERVICES AND 5 COMMISSIONERS VOTING FOR HAYSTAQ DNA.
See Attached for Roll Call Vote results.

Steven T. Lett, Chair

March 4, 2021

MICHIGAN INDEPENDENT CITIZENS REDISTRICTING COMMISSION

RECEIVED by MSC 1/18/2022 10:30:24 PM

Resolution 2021.04.01
Michigan Independent Citizens Redistricting Commission

Extend Contract for VRA Legal Counsel

Presented: April 8, 2021

RESOLVED, that the Michigan Independent Citizens Redistricting Commission (MICRC) extends the contract for Voting Rights Act (VRA) Legal Counsel to Federal Compliance Consulting, LLC according to the Terms and Conditions set forth in RFP 920, 210000001155.

Attachment: *Proposal submitted by Fed Compliance Consulting, LLC* in response to RFP 920, 210000001155

MOTION TO AMEND: NO

	Main	Amendment
Motion by Commissioner	Lett	
Second by Commissioner	Witjes	

RESULT: APPROVED UNANIMOUSLY
Roll Call Vote Attached

Brittni A. Kellom
Brittni Kellom, Chair

April 8, 2021
Date

DISCLAIMER: This is NOT a certified or verbatim transcript, but rather represents only the context of the class or meeting, subject to the inherent limitations of realtime captioning. The primary focus of realtime captioning is general communication access and as such this document is not suitable, acceptable, nor is it intended for use in any type of legal proceeding.

RECEIVED by MSC 1/18/2022 10:30:24 PM

also know that what the issues are for each jurisdiction. And that they are well positioned when the data come out to just get going.

>> Rebecca: Thank you. What challenges do you foresee for individuals serving in the role of the RA counsel during the redistricting cycle?

>> Bruce: I think it's like anything, I think it depends on how expert, how informed the Council is. This is not something that is -- this is something that I learned in law school. It's not something that I learned when I started practices in Gennessee county. This is something the department of justice taught me and I have learn now through three redistricting cycles. I think being aware of the attention on redistricting, that people are very interested in it. And they are all kinds of different players who like to weigh in and I know certainly in Arizona. Whether they were elected officials or other people, people came up to us, people came up to me all the time, Bruce, you know, you are looking at this district and this line. Is there any way we can move the district from here to here? Or from here to here?

So that's an issue that comes up regularly but as I said you know I understand the process. This is my third cycle. I've had the honor and benefit of working with the redistricting Commission in Arizona. Both as an enforcement attorney for the United States and also as an expert. And there is a consultant expert in litigation, so I understand what is involved, what the dynamics are. And then what the stresses can be.

>> Rebecca: Please describe your plan in the work product you will provide to the Commission.

>> Bruce: My plan which is the same really for all of my clients is in working with you if I'm fortunate enough to be retained about what are your priorities?

Let's talk about the big picture and the small picture. I know you have community meetings coming up.

And what will the focus be?

What are your priorities?

So the way I look at my role as an attorney is to in collaboration of course with you and act in accordance with your priorities and your preferences. So I mean, I think that that's when you talk about work product, the work product is really defined by not only the work that you request but also the types of analysis that we have to do. The if there are some big breaking Supreme Court decision or trial Court or appeals Court decision dealing with redistricting in your part of the country, then we are going to want to know about that.

So my work product is to provide the advice, counsel and analysis, work closely with you, staff, the mapping consultant, your general counsel in producing districting plan that is compliant and satisfies your criteria.

>> Rebecca: All right thank you. Please talk about a time when you had to communicate complicated legal terms whether VRA related or otherwise to public or

DISCLAIMER: This is NOT a certified or verbatim transcript, but rather represents only the context of the class or meeting, subject to the inherent limitations of realtime captioning. The primary focus of realtime captioning is general communication access and as such this document is not suitable, acceptable, nor is it intended for use in any type of legal proceeding.

RECEIVED by MSC 1/18/2022 10:30:24 PM

One of the highest risk factors especially youth to be put in that situation like you are. Notice all the time well, yeah, oh.

>> VICE CHAIR SZETELA: Thank you for addressing the Commission, Mr. Galant.

I would like to remind everybody to please go to our public comment tool and share your comments in writing including any specific areas of the map with which you are speaking. The public comment tool is available at www.Michigan.gov/MICRC.

This concludes our public comment for this afternoon.

I would like to mention that in addition to the in person and remote public comment all e-mailed and mailed public comment provided to the Commission before each meeting and the Commissioners also review the public comment portal at www.Michigan.gov/MICRC on a regular basis.

We appreciate everybody who provides us with comment in whatever way they choose to do so. And we invite everyone to continue sharing their thoughts, comments and maps with us. Thank you very much.

I will pass it over to our Chair to continue with our agenda.

>> CHAIR KELLOM: Thank you so much, Vice Chair Szetela.

Commissioners, we and for those attending and listening, we are moving forward to new business, Item 6A racially polarized voting analysis with Dr. Lisa Handley along with VRA and state Constitution commentary from Mr. Bruce Adelson, Federal Compliance Consulting.

Without objection, I will ask Dr. Handley to begin.

Hearing none, Dr. Handley, please proceed and hello.

>> DR. LISA HANDLEY: It would be good if I started with the microphone.

Hello again.

It's a pleasure to be here in Ann Arbor with the Commission.

I'm trying to figure out how to do this.

Okay, okay, can everybody see the screen and hear me? Have I figured out how to do this? Okay now have we got it. Okay.

>> MS. SARAH REINHARDT: While we are waiting, I wanted to note for the record that Commissioner Wagner has turned off her video, but she is still present.

Thank you.

>> DR. LISA HANDLEY: It's a pleasure to be here again.

It looks like I've got everything running.

I'm going to start with a little refresher course about why I did the analysis and what -- before I get to what the results were.

Geez.

How do I go down? Okay, the Voting Rights Act is very important in this District drawing process.

I pulled up the redistricting criteria priority pyramid and you will see it's number two in the pyramid.

DISCLAIMER: This is NOT a certified or verbatim transcript, but rather represents only the context of the class or meeting, subject to the inherent limitations of realtime captioning. The primary focus of realtime captioning is general communication access and as such this document is not suitable, acceptable, nor is it intended for use in any type of legal proceeding.

RECEIVED by MSC 1/18/2022 10:30:24 PM

The first and Foremost criteria are the U.S. Constitution and Federal law and the Voting Rights Act is Federal law.
And it applies everywhere in the country including Michigan.
It prohibits any voting standard practice or procedure including a redistricting plan that results in the denial or dilution of minority voting strength.

A redistricting plan that dilutes minority voting strength is one that either cracks or packs a geographically concentrated minority group.
A top example to the left is or to the right is an example of a District, a set of districts that cracks the minority community by dividing it among four districts, five districts so that they cannot elect a minority preferred candidate in any of those districts.
The lower example on the right is an example of a District or District center that packs minority voters so that they have an impact on only one District and no impact on any of the other districts despite the fact that you could probably have drawn two districts in which they had the ability to elect communities, to elect candidates of choice.

When the Voting Rights Act was amended in 1982 to make it clear that you did not have to show that the redirectors intended to discriminate only that the plan that they drew actually resulted in discrimination.
The Supreme Court first considered this case in 1986 in a case called Thornburg versus Jingles and had to prove three conditions in order to satisfy Section Two and get a District drawn in which they could have the ability to elect a candidate of choice.
First is that the group must be sufficiently large and geographically compact to form a majority in a single member District.
This is in essence so there was actually a remedy available.
There is a solution to the problem of how do we elect candidates of choice.
The second is that the minority group must be politically cohesive.
That is, they must vote for the same candidates.
And, third, whites must vote as a bloc to usually defeat the minority-preferred candidates.
If they were not voting as a bloc to defeat these candidates, these candidates would win, and you wouldn't need to draw a minority District.

So how do we know how the minority group is voting? How do we know how whites are voting? What you do is conduct a racial bloc voting analysis.
And my job in this particular situation is to actually carry out what's called a racial bloc voting analysis that is analyze voting patterns by race to determine if voting is polarized.
If whites are voting against a cohesive minority community.

I mentioned that first of all we have, of course, a secret ballot.
We don't know the race of the voters when they cast the ballot.
So, we have to use estimation techniques.

DISCLAIMER: This is NOT a certified or verbatim transcript, but rather represents only the context of the class or meeting, subject to the inherent limitations of realtime captioning. The primary focus of realtime captioning is general communication access and as such this document is not suitable, acceptable, nor is it intended for use in any type of legal proceeding.

RECEIVED by MSC 1/18/2022 10:30:24 PM

And the two most standard estimation techniques are ecological regression analysis and ecological inference analysis. Ecological simply means you are using aggregate data.
What we are going to do is we are going to look at precincts rather than individuals.
And we are going to look to see if there are patterns across the precincts in which the demographic composition of the precinct is related to the voting patterns of those precincts.
So, on the left we see ecological regression each precinct in the jurisdiction has been placed on the scatter plot on the basis of the percent Black turnout this is the jurisdiction in the south where we actually know turn out by race.
And the vertical axis is vote for Warnock this is an election that occurred in January of 2021 it's the race for U.S. Senate in Georgia.
This is real data in a specific County.
You can see a pattern here and the pattern is the higher the percent Black across the precincts the more votes you see for Warnock that is the estimation technique we used to determine how whites and Blacks are voting in this particular jurisdiction.
This practice, this particular technique had one disadvantage associated with it and that voting was very polarized, you would get estimates that were outside the logical pounds and would find something like 105 Blacks vote 105% of Black voters voted for Warnock. And negative 5 white voters voted for Warnock.
So, in the 1990s Professor King developed ecological inference, that you see on the right side. And this process, each precinct is actually represented by a line rather than a point using more information about the precinct to get this line. And that is all the possible combinations of Black and white votes that could have produced the result for that particular precinct as represented by a line as opposed to a point.
And then the computer generates a best guesstimate of what the actual composition of the votes for the Black candidate were, was.
So, this is the analysis that I performed in Michigan.
Now you need a few pieces of information in order to perform this.
And that is that you need to have an area that has a sufficient number of minority voters to actually estimate voting behavior by race.
I looked at eight counties.
There were several counties in the west of Michigan that had growing minority population around Grand Rapids, Muskegon County and Kent County and it turns out there was not a sufficient number of minority votes to estimate behavior voting behavior on the basis of race in those two counties.
The same is true of I looked at six counties in the east.
I was able to produce estimates for Wayne, Oakland, Genesee and Saginaw Counties, I was not able to do so for Washtenaw and Macomb Counties there was not a sufficient amount of Black turn out to estimate Black and white behavior in those two counties so

DISCLAIMER: This is NOT a certified or verbatim transcript, but rather represents only the context of the class or meeting, subject to the inherent limitations of realtime captioning. The primary focus of realtime captioning is general communication access and as such this document is not suitable, acceptable, nor is it intended for use in any type of legal proceeding.

RECEIVED by MSC 1/18/2022 10:30:24 PM

what I'm going to give you is the results of analysis for statewide for the entire State of Michigan and for these four counties.
Because actually what you want to do you want to do an area specific analysis because it turns out that voting patterns are different depending where you are in the state.
For example, it may be the case using the example I gave you before of the Georgia election.
Turns out that in the rule areas of Georgia the election was very polarized while in the urban area around Fulton it was much less polarized.
In fact, it wasn't polarized at all in certain areas.
So, it matters where you are in the state as to how much polarization there is and when you're drawing districts it matters what it looks like in that specific area.
The Court is quite adamant about doing a District-specific and am analysis and this is why I looked at these counties.

I looked at 13 elections there have been 13 statewide and Federal elections over the decade.
These include U.S. Senate, U.S. president, U.S. Senate, and three statewide contests, the gubernatorial contests the Attorney General and Secretary of State and the treasurer.
Four statewide contests.

Now the courts have indicated that the most probative contest to look at are contests include minority candidates.
So, you've had four contests statewide contests over the last decade that included minority candidates.
These are the most probative.
You have also listed them here.
You had the 2012 race for U.S. president.
You had a 2014 Secretary of State contest.
You had the 2018 and 2020 U.S. Senate contests.
Then you had two contests that included minority candidates as running mates.
This is the 2018 gubernatorial contest and the 2020 Presidential contest.
So, these I looked at all 13 statewide contests, but these are the most probative according to the courts.

Ordinarily I would look at statewide democratic primaries as well.
I could not look at republican primaries there is not enough minority participation in republican primaries to actually analyze voting patterns by race.
So, I look at democratic primaries.
And in this case, you've only had one statewide democratic primary.
This entire decade and that was in 2018 for Governor.
So, I looked at that contest as well.
This is what the results look like.

DISCLAIMER: This is NOT a certified or verbatim transcript, but rather represents only the context of the class or meeting, subject to the inherent limitations of realtime captioning. The primary focus of realtime captioning is general communication access and as such this document is not suitable, acceptable, nor is it intended for use in any type of legal proceeding.

RECEIVED by MSC 1/18/2022 10:30:24 PM

And I'm going to explain how to read this table.
Every election that I looked at for every area has a table that looks like this.
So, this is statewide.
This is the election listed here, 2018 Governor.
And here are the candidates.
Here are the parties of the candidates.
Here are the races of the candidates.
Here is the votes that they received statewide.
Now, there are actually four estimates for Black voters and there are four estimates for white voters.
I talked to you about ecological regression and mentioned the problem you have with ecological regression and there sit 104 of Black voters supporting Whitmer.
I didn't mention homogenous precinct.
This is actual these are the actual results of precincts across the state that are overwhelmingly one race.
So these are precincts across the state that are 90% or more voting age population Black in composition.
So that's how I derived the homogenous and this is actual data so looking at 90% plus precincts 90 per sent plus Black age population precincts 95.6% of those voters supported Whitmer.
There are actually two different forms of ecological inference analysis.
One is called two by two.
And that is the one that was developed in the 1990s.
It's since been refined so that I can account for differential turn out and that's what is in the last column 95.3%.
Now all of these are derived from different techniques.
You wouldn't expect them to be exactly the same, but they are all telling a very similar story and that is overwhelming Black support for Whitmer.
On the other side of this table, we will get our estimates.
I report the estimates for the white voters.
So let me see if I can get this to work.
But it's not doing this.
Okay, so we've got 41.1% in the overwhelmingly white precincts, 41.1% of the voters supported Whitmer.
The AR estimate is 38.9.
The two by two is 40.6.
And let me see and the C is 44.8% so these are estimates.
Now I forgot to mention down here the votes for office this is the percentage of voting age population that actually turned out and cast a ballot for that particular office.
So, you can see there is a difference in turn out rates.

DISCLAIMER: This is NOT a certified or verbatim transcript, but rather represents only the context of the class or meeting, subject to the inherent limitations of realtime captioning. The primary focus of realtime captioning is general communication access and as such this document is not suitable, acceptable, nor is it intended for use in any type of legal proceeding.

RECEIVED by MSC 1/18/2022 10:30:24 PM

And that is around 35% of Black voting age population turned out and cast a ballot for the Governor in 2018.
While the number was higher almost double for white voters.
This contest is racially polarized.
If Blacks voting alone had voted alone Whitmer would have been elected.
She was.
And then of course if whites voted alone, it would have been the republican candidate who was elected.
Below I have the primary for this election.
I have the gubernatorial primary of 2018.
We have the three candidates listed here.
We have they are all democrats.
We have their race.
We have the percentage of votes they received.
And you will see that this contest is also polarized.
This contest you have a plurality of the Black voters supporting Thanedar and majority of the white voters supported Whitmer.
So, this contest is also polarized.
Okay, now I did this, and you will see tables in the report that I eventually produce for every election but I'm going to show you summaries of this in a little bit.
So, over all statewide in the 13 elections that I looked at, 12 were polarized.
And those elections that are most probative to the courts, that is those that included minority candidates, 6 out of the 6 were polarized in the democratic primary which there was only one it was polarized.
And I money -- mentioned I looked at four counties and these are the results of the analysis in four counties in Genesee County we have nine of the 13 contests polarized with five of the six with minority candidates.
The democratic primary was polarized.
And Saginaw it's 11 out of 13 of the contests, six out of six of those contests with minority candidates.
And the democratic primary was polarized.
In Oakland all 13 of the general elections were polarized including the six with minority candidates but the democratic primary was not.
And finally in Wayne County where voting is less polarized you will see that 7 of the 13 contests were polarized, three of those were minority candidates and the democratic primary was polarized.
What this tells me is that voting is polarized in Michigan.
And what that means is the Voting Rights Act comes into may in districts that provide minority voters with the opportunity to elect their candidates must be drawn.
Okay, so voting is polarized.

DISCLAIMER: This is NOT a certified or verbatim transcript, but rather represents only the context of the class or meeting, subject to the inherent limitations of realtime captioning. The primary focus of realtime captioning is general communication access and as such this document is not suitable, acceptable, nor is it intended for use in any type of legal proceeding.

RECEIVED by MSC 1/18/2022 10:30:24 PM

You have to create districts if they can be created, but more importantly perhaps is that those districts that exist must be maintained.
It's important to continue to provide minority voters with the opportunity to elect their candidates of choice.
So, if districts can be drawn, they should be drawn.
If districts exist and minority candidates are winning only because the districts exist, those districts must be maintained.

Those districts must be maintained in a way that gives minorities an opportunity to elect their candidates of choice.
But you don't just choose an arbitrary target.
You don't just say 50% voting age population is what we need to maintain these minority districts.
And it is the Supreme Court that has told us this, and Bruce gets to talk about this later.
But the fact is you have to do a District specific functional analysis in each area that you are to determine what an effective minority District looks like.
No arbitrary percentages.

So how do we do a District-specific functional analysis? By functional we mean we have to look at actual voting behavior and look at election results.
By District specific I told you already we are going to look first at voting patterns not just statewide but District or broader areas like counties.

Now the first approach I'm going to discuss with you today, and that is taking the estimates of participation rates minority cohesion and white cross over from the RV B analysis I conducted and using that to calculate the percent minority population needed in a specific area for the minority preferred candidates to win a District in that area.
But there's another approach that you can use that the Commissioners can use as they're drawing and that is to look at the election results of what I call bellwether elections to determine if that election had occurred within the proposed boundaries of the districts that you're creating if those minority preferred candidates would have carried those districts.
There are four bellwether contests in particular that you are going to focus on.
You will recall I said six contests include minority candidates and two of those contests the minority candidate was not the candidate preferred by minority voters.
That was in 2018 Senate and the 2020 Senate.
That was the republican John James.
So, the four bellwether contests you will be focusing on to determine if the districts you have drawn will allow minorities to elect candidates of choice will be the other four contests the 2012 presidents contest for president, the 2014 contest for treasurer, the 2018 gubernatorial contest and the 2020 Presidential contest.
And you can recompile election results and determine if the minority preferred candidates would carry the districts.

DISCLAIMER: This is NOT a certified or verbatim transcript, but rather represents only the context of the class or meeting, subject to the inherent limitations of realtime captioning. The primary focus of realtime captioning is general communication access and as such this document is not suitable, acceptable, nor is it intended for use in any type of legal proceeding.

RECEIVED by MSC 1/18/2022 10:30:24 PM

Now, I'm going to back and spend the rest of the time talking about the first approach.
So, this table above takes what I mentioned, that is the participation rates, the degree of minority cohesion and the degree of white cross over vote for the minority preferred candidate.
And tells you how that majority preferred candidate would do in each of these in a 55% District, 50, 45, 40 and 35% Black voting age population District.
This is how this works.
This is Algebra.
Took me about a day to work out the formula and how to do it in excel but it's actually just Algebra.
What I did here is I'm going to you will remember this chart from earlier.
I'm going to take the participation rate and I'm going to use in this instance the best estimate, and that is the EI estimate that takes into account differential turn out.
So, I'm going to take 35.2% and it's going to go into this column.
That is votes cast for office.
This keeps disappearing.
This is the percentage of votes by Black voters for the minority preferred candidate.
I got that from this table.
This is the numbers, this is just 100 minus 95.3%.
This is the votes cast, votes cast by office by whites, and you will see that is up here.
Then percentage of votes for Whitmer here.
Numbers directed here.
And then a lot of Algebra to tell me what this candidate would have gotten in a District that was 55 percent.
Whitmer would have gotten 65.2 percent of the vote.
In a District that was 50% she would have gotten 62.8% of the vote.
In a District that was 45% she would have gotten 60.6.
And in a District that was 40% she would have gotten 58.5.
And in a District that was 35% she would have gotten 56.4%.
This is an important piece of information.
I want you to notice that when I go down, say the 40% Black voting age population column, the Black preferred candidate wins every contest.
This tells me that statewide it's quite possible that you do not need a majority-minority District to elect a minority preferred candidate.
Now these numbers are statewide and it's more important that we look at each County individually because as I mentioned earlier, it may be the case that numbers change depending on where you are.
So here is Saginaw County.
Same thing that the numbers come from the same place, from the racial bloc voting analysis.

DISCLAIMER: This is NOT a certified or verbatim transcript, but rather represents only the context of the class or meeting, subject to the inherent limitations of realtime captioning. The primary focus of realtime captioning is general communication access and as such this document is not suitable, acceptable, nor is it intended for use in any type of legal proceeding.

RECEIVED by MSC 1/18/2022 10:30:24 PM

Here in Saginaw County well we are not going to go down to 35% because the minority preferred candidate does not win some of these contests.
So, this is a little bit different than statewide.
Saginaw County the District is probably going to have to have a higher Black voting age population than it would be the case statewide and then it will be the case you will see in other counties.
Here is Genesee County.
Voting is a little less polarized.
We are getting more white cross over vote.
Here are the votes what we call white cross over votes is white vote for the minority preferred candidate.
And we are getting more and this is why 35% District looks like it would be effective in Genesee County.
In Oakland County, 35% is going to work.
40 percent looks like it might work.
In Wayne County where we have a lot more white crossover vote 35% might well work.
I'm not advocating that you draw the districts at this amount.
I'm advocating that you keep in mind that the districts do not have to be majority-minority in composition and then you turn to the recompiled election results for what you have in any given District because it matters not only how much the area that you're drawing how high the Black participation rates are, but how much white cross over voting you might get.
So, you're going to look at each individual District as you draw it looking at the bellwether elections to make certain that the minority preferred candidates would win.
Now, I recognize that you might be surprised that despite what is a very polarized state that a District that is not majority-minority may be all that is necessary to provide minorities with an opportunity to elect their candidates of choice.
But what I want to show you now is what are called the threshold of representation.
In the Senate there are no districts between 36 and 45%.
But every District over 48% elects a Black candidate to office and because I've done a racial bloc voting analysis on the general elections for the Senate, I can tell you these are all minority preferred candidates.
You can see that 67% of the districts over 35% elect Black preferred, Black candidates to office.
The difference is even more striking in the threshold of representation in the State House.
Every District over 35 over 36% Black and voting age population elects minority candidates to office.
And, in fact, 89% of those over 25% Black elect minority candidates to office.
And again, there are no House Districts between 37 and 48% Black.

DISCLAIMER: This is NOT a certified or verbatim transcript, but rather represents only the context of the class or meeting, subject to the inherent limitations of realtime captioning. The primary focus of realtime captioning is general communication access and as such this document is not suitable, acceptable, nor is it intended for use in any type of legal proceeding.

RECEIVED by MSC 1/18/2022 10:30:24 PM

Even though many of those would have been effective districts.

This last slide before I turn it over to Bruce is a maps of the State House and the State Senate districts because I wondered why there weren't any 35-45% Black districts and what the shapes of the districts were that were electing Blacks to office.

And I will tell you that there are some, let's see if I can go back, there are some very hacked Black districts.

We have some districts that I could not produce estimates of white voting behavior because there were virtually no whites voting in these districts.

We have State House Districts that are well -- we have three of them that are well over 90%.

And the Black preferred candidates are getting well over 90% of the vote.

Those are packed.

Doesn't like me going back.

Okay.

.

And those are not necessarily shaped districts.

It was not like they were creating districts that were nice little compact districts.

>> CHAIR KELLOM: Doctor Handley we have a question from Commissioner Lange.

>> DR. LISA HANDLEY: Yes.

>> COMMISSIONER LANGE: Dr. Handley I'm sorry to interrupt your presentation. I just have a quick question.

When doing the racial bloc voting, is it only based off from African/American votes or is it based off from any other ethnicities?

>> DR. LISA HANDLEY: That is a good question, and I should have said that earlier on now and many jurisdictions of course you would look at other ethnicities and I would have liked to have done so in Michigan.

But it turns out there are no counties with the sufficient number of Hispanics or Asian Americans or Native Americans to do the analysis.

But, yes, typically you could and should do the analysis if there was a sufficient number of minorities to do the analysis.

>> CHAIR KELLOM: Commissioner Lange does that satisfy your question?

>> COMMISSIONER LANGE: Yes, thank you very much.

>> CHAIR KELLOM: Dr. Handley you have another question from Commissioner Rothhorn?

>> COMMISSIONER ROTHHORN: Dr. Handley I'm thinking about the census data and how we have a significant population of Arab Americans in Dearborn so following up on what Dr. Or excuse me what Commissioner Lange was saying do we have any or is there any way to understand the Arab American or the Mena vote in this analysis?

>> DR. LISA HANDLEY: There is not because we don't have the composition of the precincts.

DETERMINING IF A REDISTRICTING PLAN COMPLIES WITH THE VOTING RIGHTS ACT

Dr. Lisa Handley

RECEIVED by MSC 1/18/2022 10:30:24 PM

Redistricting Criteria Priority Pyramid: Voting Rights Act of 1965

- Section 2 prohibits any voting standard, practice or procedure, including a redistricting plan, that results in the denial or dilution of minority voting strength.
- All state and local jurisdictions are covered by Section 2 of the Voting Rights Act.

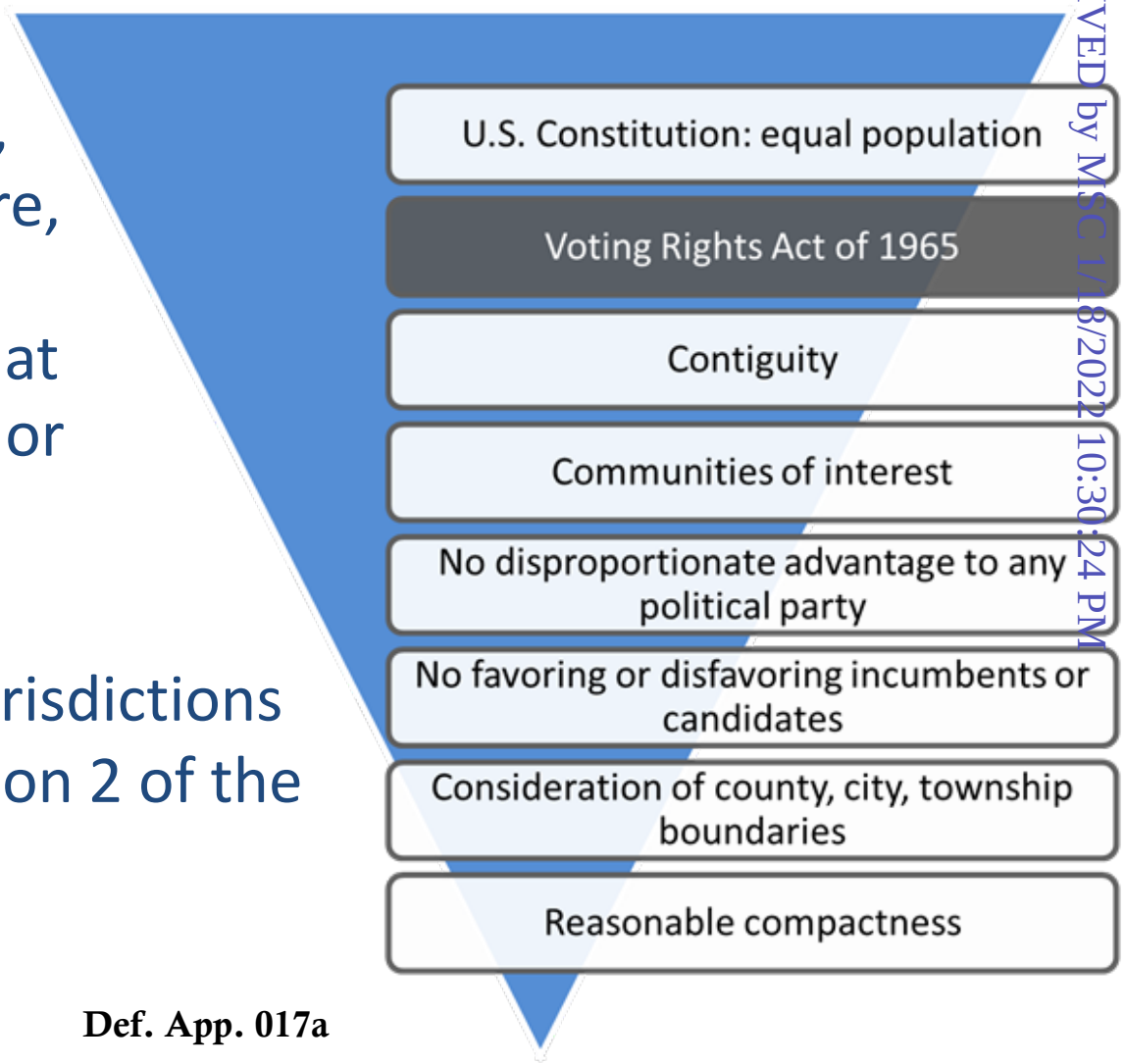

RECEIVED by MSC 1/18/2022 10:30:24 PM

Redistricting Plans that Violate the Voting Rights Act

Redistricting plans cannot:

- crack, or
- pack

a geographically concentrated minority community across districts or within a district in a manner that dilutes their voting strength.

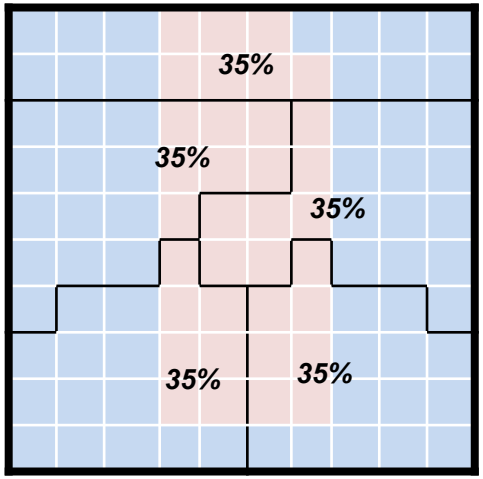

Plan that cracks minority community across 5 districts

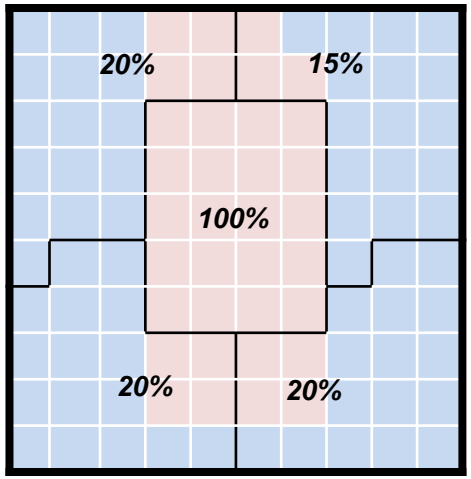

Plan that packs minority community into single district

RECEIVED by MSC 1/18/2022 10:30:24 PM

Thornburg v. Gingles: Three-Pronged Test

U.S. Supreme Court held that plaintiffs must satisfy three preconditions to qualify for relief under Section 2 of the Voting Rights Act:

- The minority group must be sufficiently large and geographically compact to form a majority in a single-member district
- The minority group must be politically cohesive
- Whites must vote as a bloc to usually defeat the minority-preferred candidates

A racial bloc voting analysis is used to ascertain whether minority voters are politically cohesive and if white voters bloc vote to usually defeat minority-preferred candidates.

RECEIVED by MSC 1/18/2022 10:30:24 PM

Analyzing Voting Behavior by Race

Two standard statistical techniques for estimating voting patterns of minority and white voters:

- Ecological regression analysis (ER)
- Ecological inference analysis (EI)

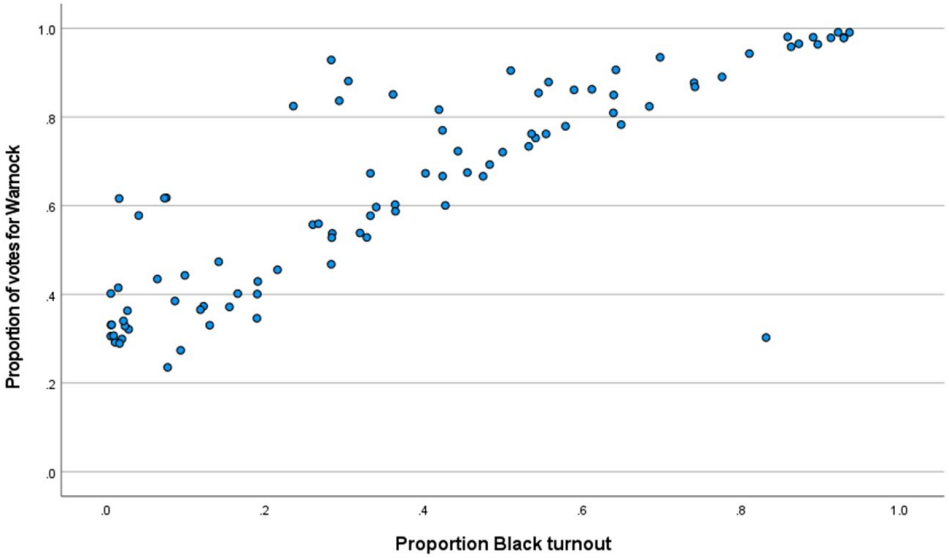

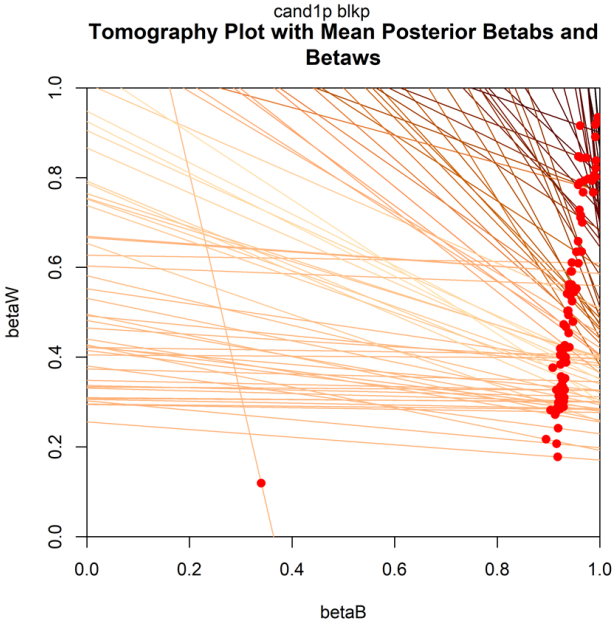

RECEIVED by MSC 1/18/2022 10:30:24 PM

Area-Specific Analyses

- Wayne
- Oakland
- Genesee
- Saginaw

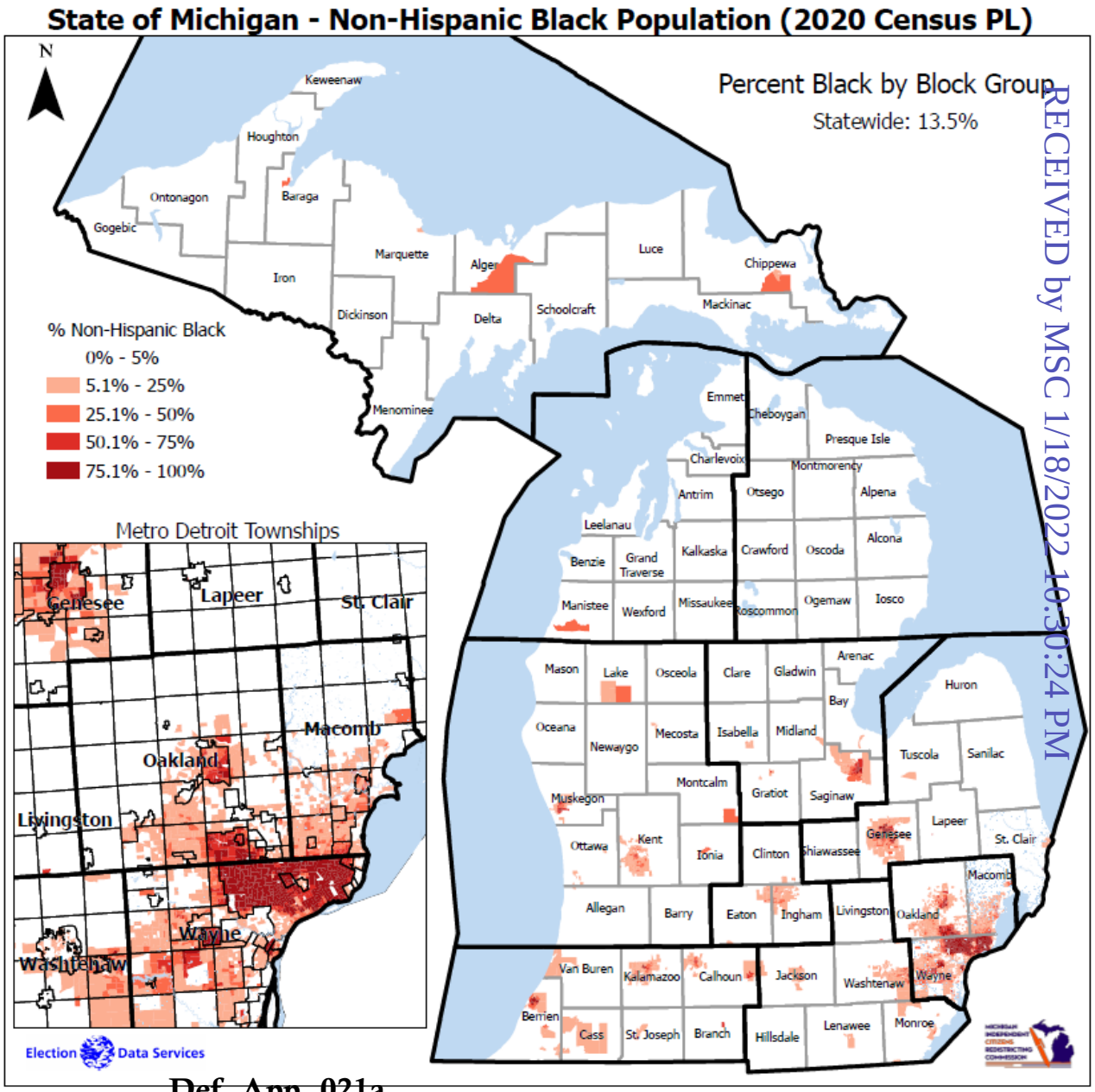

RECEIVED by MSC 1/18/2022 10:30:24 PM

Elections Analyzed to Date

- All federal and statewide general election contests, 2012-2020.
  - Four election contests included minority candidates:
    - 2012 U.S. President (Barack Obama)
    - 2014 Secretary of State (Godfrey Dillard)
    - 2018 U.S. Senate (John James)
    - 2020 U.S. Senate (John James)
  - Two contests included minority candidates as running mates
    - 2018 Governor (Gretchen Whitmer/Garlin Gilchrist)
    - 2020 U.S. President (Joseph Biden/Kamala Harris)
- Only Democratic primary for statewide office this past decade: 2018 race for governor

RECEIVED by MSC 1/18/2022 10:30:24 PM

Example of RBV Results: 2018 General and Democratic Primary for Governor

Statewide				Estimates for Black Voters				Estimates for White Voters			
	Party	Race	Vote	HP	ER	EI 2x2	EI RxC	HP	ER	EI 2x2	EI RxC
2018 General											
Governor											
Whitmer/Gilchrist	D	W/AA	53.3%	95.6	104.3	98.6	95.3	41.1	38.9	40.6	44.8
Schuette/Lyons	R	W	43.8%	2.5	-6.4	0.6	1.8	56.0	57.9	56.2	52.8
others				1.9	2.1	2.6	2.9	2.9	3.2	2.9	2.5
votes for office				*36.6*	*31.6*	*35.2*	*35.2*	*61.9*	*61.7*	*63.3*	*63.3*

2018 Democratic Primary for Governor				Estimates for Black Voters				Estimates for White Voters			
	Party	Race	Vote	HP	ER	EI 2x2	EI RxC	HP	ER	EI 2x2	EI RxC
STATEWIDE											
Abdul El-Sayed	D	ME	30.2%	21.0	24.2	23.5	26.0	25.7	27.1	30.2	28.5
Shri Thanedar	D	A	17.7%	42.5	44.2	42.2	39.0	15.8	12.9	10.8	9.4
Gretchen Whitmer	D	W	52.0%	36.5	31.6	33.5	35.0	58.6	60.0	59.4	62.0
votes for office				*23.0*	*22.5*	*24.5*	*24.5*	*13.9*	*12.0*	*14.0*	*14.0*

- ***votes for office*** = percentage of voting age population who turned out and cast a vote for the office
- **HP** = vote percentages from homogeneous precincts
- **ER** = estimates derived from ecological regression analysis
- **EI 2x2** = estimates derived from standard EI (as developed by Prof. Gary King)
- **EI RxC** = estimates derived from EI technique that takes into account differences in participation by race

RECEIVED by MSC 1/18/2022 10:30:24 PM

Number of Racially Polarized Elections

	General Elections with Minority Candidates	All Statewide General Election Contests	Statewide Democratic Primary
Statewide	6/6	12/13	1/1
Genesee	5/6	9/13	1/1
Saginaw	6/6	11/13	1/1
Oakland	6/6	13/13	0/1
Wayne	3/6	7/13	1/1

Number of polarized contests / total number of contests

RECEIVED by MSC 1/18/2022 10:30:24 PM

Complying with the Voting Rights Act

- If, based on the racial bloc voting (RBV) analysis, it is determined voting is racially polarized, and candidates preferred by a politically cohesive minority group are usually defeated by white voters not supporting these candidates, a district(s) that offers minority voters an opportunity to elect their candidates of choice must be drawn.
- If such districts already exist, and minority-preferred candidates are winning only because these districts exist, then these minority districts must be maintained in a manner that continues to provide minority voters with an opportunity to elect their preferred candidates.

RECEIVED by MSC 1/18/2022 10:30:24 PM

Drawing Minority Opportunity Districts

- Line drawers cannot simply set an arbitrary demographic target (e.g., 50% black voting age population) for all minority districts across the jurisdiction (*Alabama Legislative Black Caucus v. Alabama,* 2015).
- A district-specific, functional analysis is required to determine if a proposed district will provide minority voters with the ability to elect minority-preferred candidates to office.

RECEIVED by MSC 1/18/2022 10:30:24 PM

District-specific, Function Approaches

- Estimates of participation rates, minority cohesion and white crossover voting for minority-preferred candidates derived from the RBV analysis can be used to calculate the percent minority population needed in a specific area for minority-preferred candidates to win a district in that area.
- Election results from previous contests that included minority-preferred candidates ("bellwether elections" as identified by the RBV analysis) can be recompiled to reflect the boundaries of the proposed district to determine if minority-preferred candidates would consistently carry this proposed district.

RECEIVED by MSC 1/18/2022 10:30:24 PM

Michigan STATEWIDE Percent Black VAP needed to win	race of B-P candidate	turnout rate for office and percent vote for black-preferred candidates						percent of vote B-P cand would have received if district was 55% black VAP	percent of vote B-P cand would have received if district was 50% black VAP	percent of vote B-P cand would have received if district was 45% black VAP	percent of vote B-P cand would have received if district was 40% black VAP	percent of vote B-P cand would have received if district was 35% black VAP
		Black votes			White votes							
		votes cast for office	B-P	all others	votes cast for office	B-P	all others					
GENERAL ELECTIONS												
2020 President	W	55.2	96.2	3.8	79.0	40.0	60.0	65.9	63.1	60.4	57.9	55.4
2020 US Senate	W	55.0	93.9	6.1	78.1	39.4	60.6	64.6	61.9	59.3	56.8	54.4
2018 Governor	W	35.2	95.3	4.7	63.3	44.8	55.2	65.2	62.8	60.6	58.5	56.4
2018 Secretary of State	W	35.1	95.6	4.4	62.2	43.9	56.1	65.0	62.6	60.2	58.0	55.9
2018 Attorney General	W	34.6	94.4	5.6	61.7	39.4	60.6	61.8	59.2	56.7	54.4	52.2
2018 US Senate	W	35.0	94.3	5.7	63.1	43.7	56.3	64.1	61.8	59.5	57.4	55.3
2016 President	W	54.1	97.3	2.7	67.2	34.3	65.7	65.5	62.4	59.3	56.3	53.4
2014 Governor	W	35.1	95.7	4.3	49.1	38.5	61.5	65.2	62.3	59.6	57.0	54.4
2014 Secretary of State	AA	34.8	95.8	4.2	47.8	33.5	66.5	62.8	59.7	56.8	53.9	51.0
2014 Attorney General	W	34.6	95.2	4.8	47.8	35.0	65.0	63.3	60.3	57.4	54.6	51.9
2014 US Senate	W	35.0	96.5	3.5	48.5	47.3	52.7	70.4	67.9	65.6	63.3	61.1
2012 President	AA	59.1	97.8	2.2	68.1	44.5	55.5	71.9	69.3	66.6	64.0	61.5
2012 US Senate	W	58.8	96.8	3.2	66.9	50.6	49.4	74.5	72.2	69.9	67.7	65.4

Statewide				Estimates for Black Voters				Estimates for White Voters			
	Party	Race	Vote	HP	ER	EI 2x2	EI RxC	HP	ER	EI 2x2	EI RxC
2018 General											
Governor											
Whitmer/Gilchrist	D	W/AA	53.3%	95.6	104.3	98.6	95.3	41.1	38.9	40.6	44.8
Schuette/Lyons	R	W	43.8%	2.5	-6.4	0.6	1.8	56.0	57.9	56.2	52.8
others				[illegible]	3.1	2.6	2.9	2.9	3.2	2.9	2.5
votes for office				*36.6*	*31.6*	*35.2*	*35.2*	*61.9*	*61.7*	*63.3*	*63.3*

RECEIVED by MSC 11/13/2021 3:34:24 PM

SAGINAW COUNTY Percent Black VAP needed to win	race of B-P candidate	turnout rate for office and percent vote for black-preferred candidates						percent of vote B-P cand would have received if district was 55% black VAP	percent of vote B-P cand would have received if district was 50% black VAP	percent of vote B-P cand would have received if district was 45% black VAP	percent of vote B-P cand would have received if district was 40% black VAP	percent of vote B-P cand would have received if district was 35% black VAP
		Black votes			White votes							
		votes cast for office	B-P	all others	votes cast for office	B-P	all others					
GENERAL ELECTIONS												
2020 President	W	48.6	95.3	4.7	79.6	36.3	63.7	61.5	58.7	56.0	53.4	50.9
2020 US Senate	W	48.4	93.8	6.2	78.7	37.5	62.5	61.7	58.9	56.3	53.9	51.5
2018 Governor	W	37.7	93.6	6.4	63.0	40.9	59.1	63.2	60.6	58.2	55.9	53.7
2018 Secretary of State	W	38.0	93.7	6.3	61.4	39.2	60.8	62.7	60.0	57.5	55.1	52.8
2018 Attorney General	W	37.6	93.4	6.6	61.0	33.3	66.7	59.1	56.2	53.4	50.8	48.3
2018 US Senate	W	37.8	93.5	6.5	62.8	39.3	60.7	62.3	59.7	57.2	54.8	52.6
2016 President	W	52.3	95.0	5.0	70.2	30.6	69.4	61.3	58.1	55.0	52.0	49.0
2014 Governor	W	32.7	94.1	5.9	50.8	42.2	57.8	65.1	62.5	60.1	57.8	55.6
2014 Secretary of State	AA	32.6	94.4	5.6	49.2	36.3	63.7	62.3	59.5	56.7	54.1	51.6
2014 Attorney General	W	32.4	94.1	5.9	50.1	32.6	67.4	59.8	56.8	53.9	51.1	48.5
2014 US Senate	W	32.7	94.1	5.9	50.1	50.6	49.4	69.9	67.8	65.7	63.8	61.9
2012 President	AA	56.2	95.7	4.3	70.3	42.9	57.1	69.0	66.4	63.8	61.3	58.8
2012 US Senate	W	55.7	95.4	4.6	68.7	52.3	47.7	73.8	71.6	69.5	67.4	65.4

RECEIVED by MSC 1/18/2022 10:30:24 PM

GENESEE COUNTY Percent Black VAP needed to win	race of B-P candidate	turnout rate for office and percent vote for black-preferred candidates						percent of vote B-P cand would have received if district was 55% black VAP	percent of vote B-P cand would have received if district was 50% black VAP	percent of vote B-P cand would have received if district was 45% black VAP	percent of vote B-P cand would have received if district was 40% black VAP	percent of vote B-P cand would have received if district was 35% black VAP
		Black votes			White votes							
		votes cast for office	B-P	all others	votes cast for office	B-P	all others					
GENERAL ELECTIONS												
2020 President	W	53.0	96.1	3.9	79.6	42.1	57.9	66.3	63.7	61.1	58.7	56.4
2020 US Senate	W	56.6	95.0	5.0	78.7	43.5	56.5	67.6	65.0	62.6	60.2	57.9
2018 Governor	W	45.1	95.3	4.7	59.8	46.2	53.8	69.8	67.3	64.9	62.6	60.4
2018 Secretary of State	W	44.9	95.2	4.8	58.6	48.0	52.0	70.8	68.5	66.2	64.0	61.8
2018 Attorney General	W	44.6	94.1	5.9	58.4	41.1	58.9	66.7	64.0	61.5	59.0	56.5
2018 US Senate	W	45.1	95.2	4.8	59.6	45.8	54.2	69.5	67.1	64.7	62.4	60.1
2016 President	W	59.0	96.4	3.6	67.3	37.4	62.6	67.9	65.0	62.0	59.2	56.3
2014 Governor	W	35.8	95.8	4.2	47.5	51.8	48.2	72.9	70.7	68.6	66.5	64.5
2014 Secretary of State	AA	35.9	95.6	4.4	46.1	46.2	53.8	70.3	67.8	65.4	63.1	60.8
2014 Attorney General	W	35.9	95.6	4.4	45.5	45.2	54.8	69.9	67.4	65.0	62.6	60.2
2014 US Senate	W	36.1	95.6	4.4	47.1	58.6	41.4	76.5	74.7	72.9	71.1	69.4
2012 President	AA	61.0	97.6	2.4	68.4	53.7	46.3	76.6	74.4	72.2	70.1	67.9
2012 US Senate	W	60.7	96.7	3.3	67.5	60.2	39.8	79.3	77.5	75.7	73.9	72.1

RECEIVED by MSC: 1/18/2022 10:30:24 PM

OAKLAND COUNTY Percent Black VAP needed to win	race of B-P candidate	turnout rate for office and percent vote for black-preferred candidates						percent of vote B-P cand would have received if district was 55% black VAP	percent of vote B-P cand would have received if district was 50% black VAP	percent of vote B-P cand would have received if district was 45% black VAP	percent of vote B-P cand would have received if district was 40% black VAP	percent of vote B-P cand would have received if district was 35% black VAP
		Black votes			White votes							
		votes cast for office	B-P	all others	votes cast for office	B-P	all others					
GENERAL ELECTIONS												
2020 President	W	71.6	93.4	6.6	86.4	45.9	54.1	69.8	67.4	65.1	62.8	60.6
2020 US Senate	W	71.4	92.1	7.9	85.4	43.5	56.5	68.1	65.6	63.2	60.9	58.6
2018 Governor	W	53.2	94.1	5.9	68.8	47.4	52.6	70.1	67.8	65.5	63.3	61.1
2018 Secretary of State	W	53.1	94.2	5.8	67.7	47.5	52.5	70.4	68.0	65.8	63.5	61.4
2018 Attorney General	W	52.5	93.8	6.2	67.0	43.0	57.0	67.9	65.3	62.8	60.4	58.1
2018 US Senate	W	53.2	93.0	7.0	68.7	45.5	54.5	68.6	66.2	63.9	61.7	59.5
2016 President	W	65.6	95.1	4.9	73.5	39.1	60.9	68.3	65.5	62.7	60.0	57.3
2014 Governor	W	46.3	94.8	5.2	54.6	30.6	69.4	63.3	60.1	56.9	53.8	50.7
2014 Secretary of State	AA	45.9	94.6	5.4	53.1	26.4	73.6	61.4	58.0	54.7	51.3	48.1
2014 Attorney General	W	45.8	94.1	5.9	52.6	32.9	67.1	64.5	61.4	58.4	55.4	52.4
2014 US Senate	W	46.5	95.0	5.0	53.7	46.7	53.3	71.5	69.1	66.7	64.4	62.1
2012 President	AA	68.9	95.7	4.3	75.7	42.1	57.9	70.3	67.6	65.0	62.3	59.7
2012 US Senate	W	67.8	95.8	4.2	74.0	47.6	52.4	73.1	70.6	68.3	65.9	63.5

RECEIVED by MSC 1/18/2022 10:30:24 PM

WAYNE COUNTY Percent Black VAP needed to win	race of B-P candidate	turnout rate for office and percent vote for black-preferred candidates						percent of vote B-P cand would have received if district was 55% black VAP	percent of vote B-P cand would have received if district was 50% black VAP	percent of vote B-P cand would have received if district was 45% black VAP	percent of vote B-P cand would have received if district was 40% black VAP	percent of vote B-P cand would have received if district was 35% black VAP
		Black votes			White votes							
		votes cast for office	B-P	all others	votes cast for office	B-P	all others					
GENERAL ELECTIONS												
2020 President	W	58.0	97.5	2.5	76.6	47.5	52.5	71.5	69.0	66.6	64.3	62.0
2020 US Senate	W	57.8	95.2	4.8	75.6	47.2	52.8	70.4	68.0	65.7	63.4	61.2
2018 Governor	W	33.2	97.0	3.0	63.2	53.5	46.5	70.5	68.5	66.6	64.8	63.1
2018 Secretary of State	W	33.1	97.0	3.0	62.2	53.6	46.4	70.7	68.7	66.8	65.0	63.3
2018 Attorney General	W	32.7	95.5	4.5	61.3	49.4	50.6	67.6	65.4	63.4	61.5	59.7
2018 US Senate	W	33.1	95.8	4.2	63.1	52.3	47.7	69.3	67.3	65.4	63.6	61.9
2016 President	W	57.0	98.4	1.6	64.0	39.7	60.3	70.3	67.4	64.4	61.6	58.7
2014 Governor	W	35.8	96.5	3.5	47.7	41.3	58.7	67.7	65.0	62.3	59.7	57.2
2014 Secretary of State	AA	35.5	96.8	3.2	46.1	36.8	63.2	65.9	62.9	60.0	57.2	54.4
2014 Attorney General	W	35.3	95.7	4.3	45.9	41.0	59.0	67.5	64.8	62.1	59.5	57.0
2014 US Senate	W	35.7	98.0	2.0	46.8	53.4	46.6	74.9	72.7	70.5	68.4	66.4
2012 President	AA	60.4	99.0	1.0	65.7	51.9	48.1	76.8	74.5	72.1	69.8	67.5
2012 US Senate	W	59.9	98.1	1.9	64.4	57.6	42.4	79.1	77.1	75.1	73.1	71.1

RECEIVED by MSC 1/18/2022 10:30:24 PM

Threshold of Representation: State Senate

State Senate District	Total VAP	Black VAP	Percent Black VAP	Name	party	race	Percent of vote 2018
5	203828	111418	54.66%	Betty Jean Alexander	D	Black	77.4
2	169357	86961	51.35%	Adam Hollier	D	Black	75.7
3	186758	90737	48.59%	Sylvia Santana	D	Black	81.8
4	180199	85691	47.55%	Marshall Bullock	D	White	78.3
1	193087	87075	45.10%	Stephanie Chang	D	Asian	72.0
11	229870	82336	35.82%	Jeremy Moss	D	White	76.7
27	175918	54071	30.74%	Jim Ananich	D	White	71.2
9	219325	50800	23.16%	Paul Wojno	D	White	65.9
6	217734	46997	21.58%	Erika Geiss	D	Black	61.4
12	211638	32206	15.22%	Rosemary Bayer	D	White	49.4
18	243159	36228	14.90%	Jeff Irwin	D	White	76.6
23	215527	30579	14.19%	Curtis Hertel Jr.	D	White	68.5
32	202924	28006	13.80%	Ken Horn	R	White	55.5
29	225476	30876	13.69%	Winnie Brinks	D	White	56.9
20	204328	24631	12.05%	Sean McCann	D	White	53.1
34	195673	19534	9.98%	Jon Bumstead	R	White	50.7
21	207567	20185	9.72%	Kim LaSata	R	White	58.1
10	232106	19162	8.26%	Michael Macdonald	R	White	51.0
7	225553	17825	7.90%	Dayna Polehanki	D	White	50.6
19	204186	15725	7.70%	John Bizon	R	White	58.6
15	226099	16436	7.27%	Jim Runestad	R	White	51.7
8	227952	15653	6.87%	Peter J. Lucido	R	White	61.8
26	212280	14313	6.74%	Aric Nesbitt	R	White	56.7
16	195953	12509	6.38%	Mike Shirkey	R	White	62.7
14	201692	11250	5.58%	Ruth Johnson	R	White	55.7
28	214199	10152	4.74%	Peter Macgregor	R	White	58.4
24	213683	8997	4.21%	Tom Barrett	R	White	53.5
13	229773	9353	4.07%	Mallory Mcmorrow	D	White	51.9
33	193451	7781	4.02%	Rick Outman	R	White	58.8
17	200526	6436	3.21%	Dale W. Zorn	R	White	57.9
30	226068	5258	2.33%	Roger Victory	R	White	63.3
25	206658	4409	2.13%	Dan Lauwers	R	White	64.0
37	209210	4076	1.95%	Wayne Schmidt	R	White	59.0
31	195335	3241	1.66%	Kevin Daley	R	White	60.2
38	202739	3086	1.52%	Ed McBroom	R	White	54.6
22	213082	2912	1.37%	Lana Theis	R	White	56.0
35	204742	2729	1.33%	Curt VanderWall	R	White	63.2
36	196947	1872	0.95%	Jim Stamas	R	White	64.3

- All districts over 48% Black elect minority candidates
- 67% of districts over 35% Black elect minority candidates
- No state senate districts between 36 and 45% Black

RECEIVED by MSC 1/18/2022 10:30:24 PM

Threshold of Representation: State House

State House District	Total VAP	Black VAP	Percent Black VAP	Name	Party	Race	Percent of Vote 2020
7	60347	57256	94.88%	Helena Scott	D	Black	93.0
8	62448	58042	92.94%	Stephanie A. Young	D	Black	96.7
3	54130	49536	91.51%	Shri Thanedar	D	Asian	93.3
9	62529	46806	74.85%	Karen Whitsett	D	Black	94.2
10	69209	46977	67.88%	Mary Cavanagh	D	Hispanic	84.8
1	59788	38993	65.22%	Tenisha R. Yancey	D	Black	75.8
35	78306	49325	62.99%	Kyra Harris Bolden	D	Black	82.9
34	49491	30419	61.46%	Cynthia R. Neeley	D	Black	86.7
2	57031	33142	58.11%	Joe Tate	D	Black	74.1
5	49290	27190	55.16%	Cynthia A. Johnson	D	Black	93.4
6	67505	36182	53.60%	Tyrone Carter	D	Black	100.0
4	68749	32761	47.65%	Abraham Aiyash	D	ME	89.8
29	72319	26621	36.81%	Brenda Carter	D	Black	72.9
95	58640	21320	36.36%	Amos O'Neal	D	Black	70.1
49	64844	19308	29.78%	John D. Cherry	D	White	68.9
54	72426	21212	29.29%	Ronnie Dean Peterson	D	Black	77.7
12	73883	20207	27.35%	Alex Garza	D	Hispanic	62.4
11	73586	19760	26.85%	Jewell Jones	D	Black	65.2
92	66135	16957	25.64%	Terry J. Sabo	D	White	65.3
27	73337	18051	24.61%	Regina Weiss	D	White	74.4
75	76956	18127	23.56%	David LaGrand	D	White	74.6
16	74617	17556	23.53%	Kevin Coleman	D	White	62.5
68	71672	16808	23.45%	Sarah Anthony	D	Black	75.9
18	75251	16519	21.95%	Kevin Hertel	D	White	60.3
60	74176	15887	21.42%	Julie M. Rogers	D	White	71.4
22	68758	14588	21.22%	Richard M. Steenland	D	White	59.9
28	70132	14012	19.98%	Lori M. Stone	D	White	60.3
79	65091	12312	18.92%	Pauline Wendzel	R	White	56.6
31	71180	13047	18.33%	William J. Sowerby	D	White	56.3
37	78055	14166	18.15%	Samantha Steckloff	D	White	63.9
62	69641	11301	16.23%	Jim Haadsma	D	White	51.3
21	77493	11721	15.13%	Ranjeev Puri	D	Asian	59.2
76	79357	11258	14.19%	Rachel Hood	D	White	62.8
72	79315	10619	13.39%	Steven Johnson	R	White	55.1
50	72856	8173	11.22%	Tim Sneller	D	White	54.2
24	73550	8072	10.97%	Steve Marino	R	White	57.5
55	79483	8123	10.22%	Felicia Brabec	D	White	72.4
64	65167	6497	9.97%	Julie Alexander	R	White	60.0

- All districts over 36% Black elect minority candidates
- 89% of districts over 25% Black elect minority candidates
- No state house districts between 37 and 47% Black

RECEIVED by MSC 1/18/2022 10:30:24 PM

MICHIGAN INDEPENDENT CITIZENS REDISTRICTING COMMISSION

Michigan - District Percentage of Voting-Age Non-Hispanic African Americans including combination with other races

State House Districts

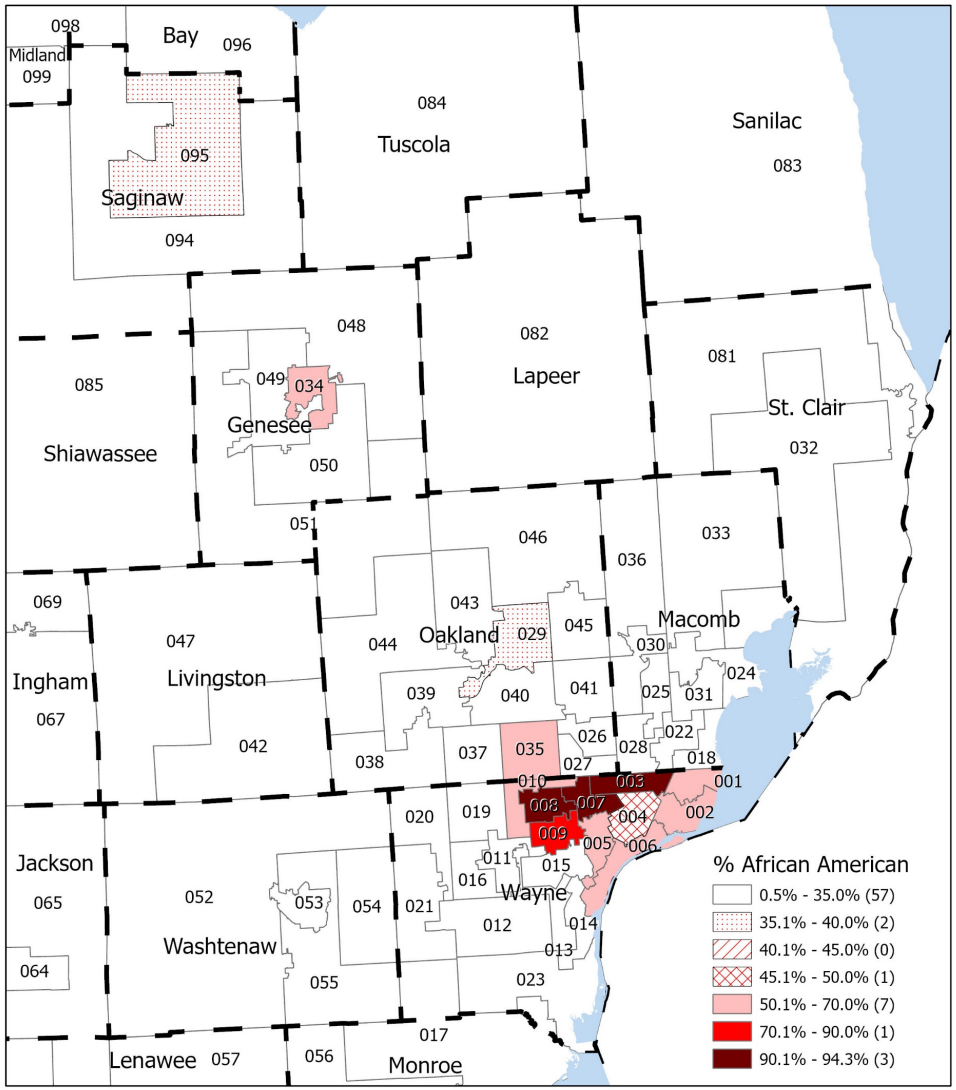

State Senate Districts

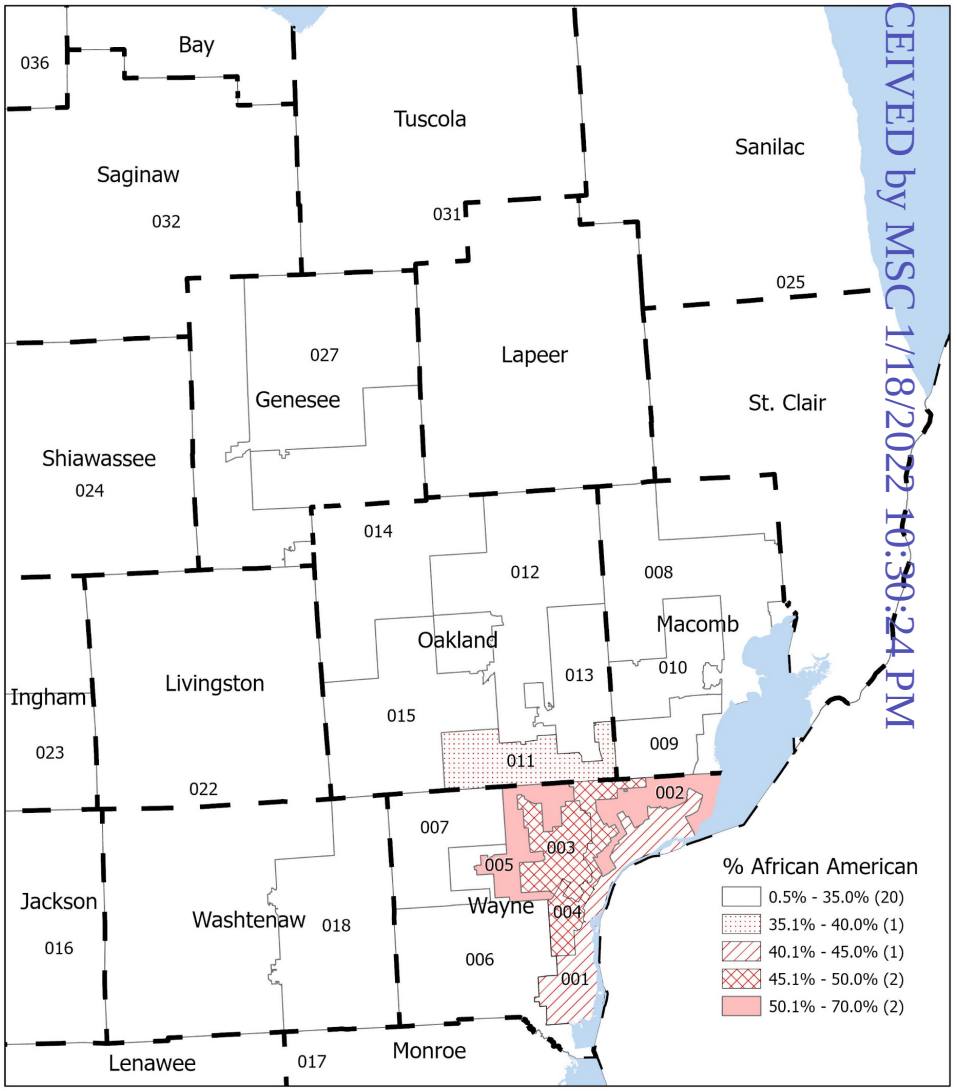

0 10 20 40 Miles

Election Data Services

RECEIVED by MSC 1/18/2022 10:30:24 PM

DISCLAIMER: This is NOT a certified or verbatim transcript, but rather represents only the context of the class or meeting, subject to the inherent limitations of realtime captioning. The primary focus of realtime captioning is general communication access and as such this document is not suitable, acceptable, nor is it intended for use in any type of legal proceeding.

RECEIVED by MSC 1/18/2022 10:30:24 PM

>> CHAIR SZETELA: Absolutely.

>> DR. LISA HANDLEY: Have I done it.

>> CHAIR SZETELA: Yes, you have.

>> DR. LISA HANDLEY: Okay very good. Some select minority groups were identified, I think it was between basically between your legal staff and sorry between your legal staff and you all. And so I've looked at the voting patterns of a few groups but I wasn't able to look at when I was looking at the state as a whole or even Counties as a whole. But I did find a way to look at Hispanic voting patterns, Arab American voting patterns, Bengali American voting patterns and Chaldean voting patterns. In very specific areas and I just wanted to take about five minutes to show you what I found and I bet you won't be surprised about in any of this so let's go ahead.

So the way I was able to actually pull out voting patterns I had to localize the analysis. As I said I could not do it statewide I could not do it within the County but if I chose very small areas, I could produce some estimates. And so I was able to produce estimates for two areas. On opposite sides of the state. So one for Hispanics in the Detroit area and the second for Hispanics in the Grand Rapids area. And it's interesting because the voting patterns were slightly different. So here on the left is the map of the area that I actually looked at. I think Mexican town somewhere right around here. This is just the broader area around that. So we are right down around Mexican town. This is the area with the heaviest Hispanic population in Detroit. And over here is the summary chart. You will remember that I talk about producing two kinds of estimates ecological regression and ecological inference and they are produced in different by different statistical approaches so they won't always be the same, they won't or never be exactly the same but they are usually in the same ballpark. And what you can see here is that they are the same ballpark and that not surprisingly Hispanics in the Detroit area tend to vote for democrats.

And then down here in the democratic primary, I guess you could say the candidate of choice, although they are not overly cohesive is El-Sayed so that is what I found out in terms of the Detroit area.

Then in terms of Grand Rapids, we looked at was I think it's the western portion of Grand Rapids. And an area called Wyoming. And combining those two I was able to produce Hispanic estimates here. Now what I found was first of all they are more cohesive in their support for democrats. But second of all, they turn out at lower rates. And this could be voting age population and not citizen age voting population so a big part of the difference might be the citizen voting age population. So turn out lower to create a support for democrats higher. Okay, then the next group I looked at was Arab American voting patterns. And I think you all pretty much figured out what was happening here. So I focused in on Dearborn Heights and Dearborn. And this is in part because this allowed me to do the analysis. But it also encompassed more than a third of the Arab American population in Michigan. In just this concentrated area according

DISCLAIMER: This is NOT a certified or verbatim transcript, but rather represents only the context of the class or meeting, subject to the inherent limitations of realtime captioning. The primary focus of realtime captioning is general communication access and as such this document is not suitable, acceptable, nor is it intended for use in any type of legal proceeding.

RECEIVED by MSC 1/18/2022 10:30:24 PM

to the Census Bureau. So what you can see here is very strong support for democratic candidates. Regardless whether you're looking at ER or EI it's incredibly high. Then when you look at the democratic primary there is very strong support for El-Sayed. So they are very cohesive both in the primaries and the general elections in support of in the general elections democrats.

Okay, here is I told you I used two different techniques. And this is the first technique. Ecological regression. In each of these points on the scatter plot is a precinct in Dearborn Heights or Dearborn. And it shows a very strong pattern between the higher the proportion Arab American in the precincts and the stronger the support candidate would be in this particular instance. So you can visually see the very strong support for the democratic Presidential candidate in 2020.

The Bengali American voting patterns are essentially identical to those of Arab Americans. The area that we looked at is the area that was identified by various Bengali group as the areas that Bengalis tended to live in. So all we did here was use the Asian population and assumed that most of the Asians that we were analyzing were Bengali so very strong support for democratic candidates and very strong support in the democratic primary for El-Sayed.

And then we come to the Chaldean voting patterns. And what's interesting about this first of all we are focused on Sterling Heights. That was the only way to get any sort of estimates out. The estimates are not great. They have very high standard errors and confidence in the rules because the higher proportion across any of these precincts was only about 30%. But from what we could tell this is not a particularly cohesive community. They pretty much are divided between democrats and republicans. Until 2020. And in which case they very strongly supported Trump. So they do not look like Arab Americans. They do not look like the Bengali community. They are voting differently. Here is you can see the scatter plot now here the relationship is exactly the opposite of what you saw when we were looking at Arab Americans. And so that is basically in a five-minute nutshell what I found. And what I wanted to do really was to answer any questions you might have about these voting patterns and also have to say I've gotten several questions about partisan fairness that I thought I could through e-mail that I thought I could answer as well. Anyway if you have any questions about anything now would be the time to ask me.

>> CHAIR SZETELA: Commissioner Clark?

>> COMMISSIONER CLARK: Yes. Thank you, Lisa. The question I have is you used the 2020 Presidential race. Why did you not use the composite index?

>> DR. LISA HANDLEY: I'm looking at actual voting patterns as you would if you were doing a racial bloc voting analysis. So I have actual election results here. And when we are looking at voting patterns, we want to look at actual voting patterns. We are only looking at the composite index when we are looking at partisan fairness as an attempt to project what we think might happen in proposed districts. Since we don't

DISCLAIMER: This is NOT a certified or verbatim transcript, but rather represents only the context of the class or meeting, subject to the inherent limitations of realtime captioning. The primary focus of realtime captioning is general communication access and as such this document is not suitable, acceptable, nor is it intended for use in any type of legal proceeding.

RECEIVED by MSC 1/18/2022 10:30:24 PM

have any elections in them. But if we are trying to determine what voting patterns look like in the past, we have elections. And that's what I used to do this. This is what you do to look at racial bloc voting analysis. When I gave you my preliminary that is based off the elections.

>> VICE CHAIR ROTHHORN: Hi Dr. Handley. So with the Bengali community we also have the Yemeni community. I'm wondering if there is a strong correlation with the Arab community because of that. And were you able to differentiate you're only using, okay, not, okay.

>> DR. LISA HANDLEY: So from the census numeration data we can get Hispanics and we can get Asians. We can get Arab Americans through the American community survey which is also a census product. We cannot get Bengalis. So this is Asians. So if the Yemeni community lives exactly where the Bengali community is there is no way to differentiate them.

>> VICE CHAIR ROTHHORN: Okay thank you. And then the last question I have is related to sort of how can this -- can we make assumptions now about a coalition District? Are we able to build coalition districts so to speak because of this information? Or do we still not have sort of cohesive understanding the African/American for example in the Hispanic line up because they are democratic or the Arab American and the Bengali community line up and they create a -- could create a coalition District because of that democratic preference or is that not a fair assumption to make in terms of voting preferences?

>> DR. LISA HANDLEY: Why I'm hesitating is that in the democratic primary, again, we only have the one statewide democratic party primary, I would be cautious because I don't think that Hispanics -- Hispanics and Arab Americans supported El-Sayed. But now I can't remember who Black voters supported because I don't think it was El-Sayed, was it?

>> VICE CHAIR ROTHHORN: It was Whitmer. Cohesive.

>> MR. BRUCE ADELSON: They were not cohesive.

>> DR. LISA HANDLEY: None of these groups, I shouldn't say that Hispanic and Black voters were not particularly cohesive in their support in the democratic primary was there is no question that Arab American and Bengalis were very cohesive in their support in the democratic primary. So it's a little hard in my opinion to argue that you're going to produce what would satisfy the three prongs of Jingles if you wanted to create this District. But there is no question that they all support democrats in the general election. I will leave it up to the lawyers to actually tell you what this means in terms of the legal ramifications of this.

>> CHAIR SZETELA: I can't see the folks online so Commissioner Kellom, Commissioner Curry or Commissioner Wagner if you have your hands up, please let me know because I can't tell. I cannot see.

>> DR. LISA HANDLEY: I will stop sharing so I can see you guys.

DISCLAIMER: This is NOT a certified or verbatim transcript, but rather represents only the context of the class or meeting, subject to the inherent limitations of realtime captioning. The primary focus of realtime captioning is general communication access and as such this document is not suitable, acceptable, nor is it intended for use in any type of legal proceeding.

RECEIVED by MSC 1/18/2022 10:30:24 PM

>> CHAIR SZETELA: All right, any additional comments or questions? Commissioner Eid?

>> COMMISSIONER EID: Well, it seems like most of the assumptions we have made in mapping have borne out to be correct. So I'm just wondering is there any better way to use this data and this analysis moving forward while making these final changes on our maps?

>> DR. LISA HANDLEY: Somewhat of a question for the lawyers who have been sitting there the whole time and watching this and knowing what is possible. But I will tell you that it looks like these are very cohesive communities. With exception of the Chaldeans. And I'm not sure what you can do in terms of the first prong of Jingles. But I would hesitate to sort of draw lines down the middle of them. But I think some of these are too large, aren't they? I don't think you can include Dearborn Heights and Dearborn in the same District. But again this is something probably the lawyers should answer or somebody who has been watching the drawing process and can actually tell you where people live and what this could mean.

>> CHAIR SZETELA: So Dr. Handley, for the Chaldean community could you bring up that map again and indicate where, what area you analyzed, was that Oakland County?

>> DR. LISA HANDLEY: Yes, it was Oakland and I think some of Macomb. Let's bring it up again. You can probably better answer that better than me. I can't remember now. Let's see. Oh, no, it was just Sterling Heights for Chaldean this is Sterling Heights. This includes about a little more than a third of the Chaldean population in Michigan. And yes so, we looked at that whole area and only that area.

>> CHAIR SZETELA: Okay, thank you. Commissioner Eid?

>> COMMISSIONER EID: Just out of curiosity why wasn't West Bloomfield looked at for Chaldean population?

>> DR. LISA HANDLEY: Because we were looking at the highest concentration. So that I mean the whole reason that you couldn't do and also is it contiguous with this?

>> COMMISSIONER EID: No it's not.

>> DR. LISA HANDLEY: That is why. You couldn't do it alone. There weren't enough and you can't look at two areas separately really. So we just focused on the area with the largest population. It would not have been enough precincts in the at any other area to do this analysis for this group.

>> CHAIR SZETELA: All right and just to clarify for people who don't know Chaldean typically means Christians Arabic who are Catholic and most who live in Dearborn is Muslim so it could be a difference in really on. That is sort of driving the difference in voting.

>> COMMISSIONER EID: I would say that is accurate Chaldeans are Arab American it's more of a faith-based community. And issues surrounding the church are important to how Chaldeans vote. So that explains that in my eyes.

DISCLAIMER: This is NOT a certified or verbatim transcript, but rather represents only the context of the class or meeting, subject to the inherent limitations of realtime captioning. The primary focus of realtime captioning is general communication access and as such this document is not suitable, acceptable, nor is it intended for use in any type of legal proceeding.

RECEIVED by MSC 1/18/2022 10:30:24 PM

>> CHAIR SZETELA: All right, if unless anyone else has questions for Dr. Handley thank you for your time. We appreciate you coming and being at our Beck and call whenever we need you. [Laughter]
So thank you for your analysis. If you could send this to Sue so she can distribute it to everybody I would greatly appreciate it.

>> DR. LISA HANDLEY: Sure thing okay.

>> CHAIR SZETELA: All right. So Commissioner Kellom did you want to try to work on that map more?

>> COMMISSIONER KELLOM: What do we have left on our agenda for today? Just finishing up? I just want to make sure.

>> CHAIR SZETELA: Yeah, I mean well we have to finish Congressional then we move on to house. Mr. Adelson looks like he has a comment.

>> MR. BRUCE ADELSON: We thought this would be a good time to put in additional context. I know that Dr. Handley and I have an arrangement that she goes up to a certain point on the continuum and then she leaves the rest for us to talk about. So on to be consistent so let's talk a little bit about from a legal standpoint what she said.

It is very interesting that the Hispanic voting patterns in Wayne County are differ than they are in the Grand Rapids area. The speculation is the Hispanic population may be older in Wayne County than in the Grand Rapids area. They both vote cohesively. Meaning that they tend to support the same candidate. And in Grand Rapids the cohesion is greater. Turn out is higher in Wayne County. Cohesion is higher in Grand Rapids. The turnout is lower in Grand Rapids. Cohesion is moderately less here. I think for president in Wayne County as I recall 75% of Hispanics voted for Biden. And in Grand Rapids it's like 96%. So it's quite significant cohesion. The Arab American cohesion is even greater meaning Arab Americans within with the exceptions of Chaldeans voted cohesively as a group. So they tend to support the same candidates as in the elections analyzed Hispanics and Black voters. The Chaldean is interesting because that is they are obviously as Dr. Handley said an out liar as Arab Americans overall. So if that community which is not a large community could be pinpointed that is something the Commission might want to look at. As far as not splitting them. The Bengali highly cohesive, turn out is high and again they support the same generally the same candidates as Hispanics, Arab Americans and Black voters.

So what does this mean going forward? That as we had speculated before about Hispanic voting patterns, Hispanic voting patterns can be aligned up to a point with Black voting patterns. To answer your question, Commissioner, that would seem to have some potential in a coalition District. So that is different than if Hispanic voting patterns were like Chaldean voting patterns. Then that would not line up as a coalition District with groups supporting the same candidate. So I think that's very important. I think we both think that is very important going forward and looking at Hispanic populations, the Arab American population and the Bengali population in the Detroit

DISCLAIMER: This is NOT a certified or verbatim transcript, but rather represents only the context of the class or meeting, subject to the inherent limitations of realtime captioning. The primary focus of realtime captioning is general communication access and as such this document is not suitable, acceptable, nor is it intended for use in any type of legal proceeding.

RECEIVED by MSC 1/18/2022 10:30:24 PM

area. That there is a commonality of support. Yes, there are differences in turn out. There are differences in cohesion. But it's not like the Chaldean voting patterns. Which is those are quite different. And they would not be a viable coalition partner so to speak. To the same extent that Bengali supporters would be. Our advice is the populations now may have additional play as you're looking at the potential adjustments to districts, not only in fortifying districts with plurality or majority minority populations. But they may also be a significant part of districts that either have not been considered or were considered but there was some uncertainty whether the voting patterns lined up. So I think that is our takeaway from what Dr. Handley discussed today. It's something as you know we have been waiting for a while because we had identified this as a very important piece of the voting rights puzzle. And also the 14th amendment equal protection. So those are our general thoughts. Thank you.

>> CHAIR SZETELA: All right any questions for Mr. Adelson? Okay, so the point we are at right now is 5:25. We have three proposed Congressional maps that we worked on and then a fourth that Commissioner Kellom I'm not sure if you still want to work on more or not. Do we want to take any action or make any more changes to the three that we worked on earlier? Are we interested in moving them forward? Commissioner Orton?

>> COMMISSIONER ORTON: One of them, I'm not sure which one, perhaps Chestnut one of them had higher population deviation that I think we could bring down. We had made some changes to it, but we didn't really focus on that.

>> CHAIR SZETELA: Okay, I think -- I'm not sure which one. Does anyone remember which one? I feel like it was apple because I thought that was the last one, we worked on. But I'm not.

>> COMMISSIONER ORTON: Maybe apple can you pull it up.

>> CHAIR SZETELA: Can we pull up apple and take a look? I thought we made the changes around Grand Rapids and that changed the deviation a bit. So .78.

>> MR. KENT STIGALL: .78, those are the two and that is the way it was left.

>> CHAIR SZETELA: Feel free to lead the discussion Commissioner Orton.

>> COMMISSIONER ORTON: Okay, I think we need to fix that. Can you Zoom in to the line between five and four? Okay so the issue is, just going to make a skinnier neck there.

>> CHAIR SZETELA: One more.

>> COMMISSIONER ORTON: It looks like the precincts are almost Townships in most of that area.

>> CHAIR SZETELA: Commissioner Witjes?

>> COMMISSIONER WITJES: What about that precinct with the big squiggly line in four?

>> VICE CHAIR ROTHHORN: That is next to 13.

>> CHAIR SZETELA: Bordering 13.

Report to the Michigan Independent Citizens Redistricting Commission

Dr. Lisa Handley

RECEIVED by MSC 1/18/2022 10:30:24 PM

Preface

This report outlines the analyses I conducted on behalf of the Michigan Independent Citizens Redistricting Commission (MICRC) and relays my findings. I also briefly explain the partisan fairness measures I advised the MICRC to adopt as a component of the redistricting software and why I made these recommendations. The legal implications of my findings and the assessment of any proposed plans have been left to the MICRC legal team.

I. The Voting Rights Act and Racially Polarized Voting

The Voting Rights Act of 1965 prohibits any voting standard, practice or procedure – including redistricting plans – that result in the denial or dilution of minority voting strength. Section 2 of the Voting Rights Act was amended in 1982 to establish that intentional discrimination need not be proven (as the Supreme Court determined was required under the 15th Amendment to the Constitution). The U.S. Supreme Court first interpreted the amended Act in *Thornburg v. Gingles*,[1] a challenge to the 1982 North Carolina state legislative plans. In this case the U.S. Supreme Court held that plaintiffs must satisfy three preconditions to qualify for relief:

- The minority group must be sufficiently large and geographically compact to form a majority in a single-member district
- The minority group must be politically cohesive
- Whites must vote as a bloc to usually defeat the minority-preferred candidates

What do we mean when we say minority voters must be politically cohesive? And how do we know if white voters usually vote as a bloc to defeat the candidates preferred by minority voters? According to the Court, racially polarized voting is the "evidentiary linchpin" of a vote dilution claim. Voting is racially polarized if minorities and whites consistently vote for different candidates. More specifically, if minorities consistently support the same candidates, they are said to be politically cohesive. If whites are consistently *not* supporting these candidates, they are said to be bloc voting against the minority-preferred candidates.

[1] 478 U.S. 30 (1986).

The Voting Rights Act requires a state or local jurisdiction to create districts that provide minority voters with an opportunity to elect their candidates of choice if voting is racially polarized and the candidates preferred by minority voters usually lose. If districts that provide minority voters with the opportunity to elect their preferred candidates already exist, these must be maintained.

A. Analyzing Voting Patterns by Race

An analysis of voting patterns by race serves as the foundation of two of the three elements of the "results test" as outlined in *Gingles*: a racial bloc voting analysis is needed to determine whether the minority group is politically cohesive; and the analysis is required to determine if whites are voting sufficiently as a bloc to usually defeat the candidates preferred by minority voters. The voting patterns of white and minority voters must be estimated using statistical techniques because direct information the race of the voters is not, of course, available on the ballots cast.

To carry out an analysis of voting patterns by race, an aggregate level database must be constructed, usually employing election precincts as the units of observation. Information relating to the demographic composition and election results in these precincts is collected, merged and statistically analyzed to determine if there is a relationship between the racial composition of the precincts and support for specific candidates across the precincts.

Standard Statistical Techniques Three standard statistical techniques have been developed over time to estimate vote choices by race: homogeneous precinct analysis, ecological regression, and ecological inference.[2] Two of these analytic procedures – homogeneous precinct analysis and ecological regression – were employed by the plaintiffs' expert in *Gingles*, have the benefit of the Supreme Court's approval in that case, and have been used in most subsequent voting rights cases. The third technique, ecological inference, was developed after the *Gingles* decision and was designed, in part, to address some of the disadvantages associated with ecological regression analysis. Ecological inference analysis has been introduced and accepted in numerous court proceedings.

[2] For a detailed explanation of homogenous precinct analysis and ecological regression see Bernard Grofman, Lisa Handley and Richard Niemi, *Minority Representation and the Quest for Voting Equality* (Cambridge University Press, 1992). See Gary King, *A Solution to the Ecological Inference Problem* (Princeton University Press, 1997) for a more detailed explanation of ecological inference.

RECEIVED by MSC 1/18/2022 10:30:24 PM

Homogeneous precinct (HP) analysis is the simplest technique. It involves comparing the percentage of votes received by each of the candidates in precincts that are racially or ethnically homogeneous. The general practice is to label a precinct as homogeneous if at least 90 percent of the voting age population is composed of a single race.[3] In fact, the homogeneous results reported are not estimates – they are the actual precinct results. However, most voters in Michigan do not reside in homogeneous precincts and voters who reside in homogeneous precincts may not be representative of voters who live in more racially diverse precincts. For this reason, I refer to these percentages as estimates.

The second statistical technique employed, ecological regression (ER), uses information from all precincts, not simply the homogeneous ones, to derive estimates of the voting behavior of minorities and whites. If there is a strong linear relationship across precincts between the percentage of minorities and the percentage of votes cast for a given candidate, this relationship can be used to estimate the percentage of minority (and white) voters supporting the candidate.

The third technique, ecological inference (EI), was developed by Professor Gary King. This approach also uses information from all precincts but, unlike ecological regression, it does not rely on an assumption of linearity. Instead, it incorporates maximum likelihood statistics to produce estimates of voting patterns by race. In addition, it utilizes the method of bounds, which uses more of the available information from the precinct returns as well as providing more information about the voting behavior being estimated.[4] Unlike ecological regression, which can produce percentage estimates of less than 0 or more than 100 percent, ecological inference was designed to produce only estimates that fall within the possible limits. However, EI does not guarantee that the estimates for all of the candidates add to 100 percent for each of the racial groups examined.

In conducting my analysis of voting patterns by race in statewide elections in Michigan, I also used a more recently developed version of ecological inference, which I have labeled "EI

---

[3] If turnout or registration by race is available, this information is used to identify homogenous precincts.

[4] The following is an example of how the method of bounds works: if a given precinct has 100 voters, of whom 75 are Black and 25 are white, and the Black candidate received 80 votes, then at least 55 of the Black voters voted for the Black candidate and at most all 75 did. (The method of bounds is less useful for calculating estimates for white voters in this example as anywhere between none of the whites and all of the whites could have voted for the candidate.)

RECEIVED by MSC 1/18/2022 10:30:24 PM

RxC" in the summary tables found in the Appendices at the end of the report. EI RxC expands the analysis so that more than two racial/ethnic groups can be considered simultaneously. It also allows us to take into account differences in the relative rates of minority and white turnout when, as is the case in Michigan, we do not have turnout by race but instead must rely on voting age population by race to derive estimates of minority and white support for each of the candidates.

Database To analyze voting patterns by race using aggregate level information, a database that combines election results with demographic information is required. This database is almost always constructed using election precincts as the unit of analysis. The demographic composition of the precincts is based on voter registration or turnout by race/ethnicity if this information is available; if it is not, then voting or citizen voting age population is used. Michigan does not collect voter registration data by race and therefore voting age population (VAP) by race and ethnicity as reported in the PL94-171 census redistricting data was used for ascertaining the demographic composition of the precincts.[5]

The precinct election returns for the general elections, as well as precinct shape files, census block-to-precinct assignment files,[6] and election results disaggregated to the block level were supplied by the Michigan Secretary of State. The Democratic primary results had to be collected county by county and were either downloaded directly or cut and pasted from pdf files.

Geographic areas Producing reliable estimates of voting patterns by race requires an adequate number of minority and white voters, an adequate number of election precincts, and sufficient variation in the percentage of minority and white voters across the precincts. Only a few counties in Michigan satisfied these conditions, and only for one group of minority voters – Black voters. It was not possible to produce reliable statewide or countywide estimates for Hispanic or Asian voters in Michigan. However, estimates for Hispanics, as well as some additional minority groups, were produced for very localized areas in Michigan and this analysis is discussed below in a separate section entitled "Voting Patterns of Minority Voters other than Black Voters." As a

[5] Since the only minority group sufficiently large enough in the State of Michigan to produce estimates of voting patterns is Black residents and there is not a high non-citizenship rate to account for when conducting the analysis, estimates of citizen voting age population by race were not included in the database.

[6] Shape files and block-to-precinct equivalency files made it possible to account for changes in precinct boundaries, and therefore precinct demographics, over time.

RECEIVED by MSC 1/18/2022 10:30:24 PM

consequence of the three limitations listed above, I was able to reliably estimate the voting patterns of Blacks and whites statewide and in the four counties: Wayne, Oakland, Genesee, and Saginaw.

Elections analyzed All statewide elections held in the State during the preceding decade (2012-2020) were analyzed, both for voters within the state as a whole and in the four counties that had a sufficient number of Black VAP conduct the analysis – Wayne, Oakland, Genesee, and Saginaw. The general elections analyzed included: U.S. President (2012, 2016, 2020), U.S. Senate (2012, 2014, 2018, 2020), and the statewide offices of Governor, Secretary of State, and Attorney General in 2014 and 2018.

Four of these contests included African American candidates:[7] the 2012 presidential election, the 2014 election contest for Secretary of State, and the U.S. Senate contests in 2018 and 2020. Only two of these four contests included African American candidates supported by Black voters, however: Barack Obama in his bid for re-election in 2012 and Godfrey Dillard in his race for Secretary of State in 2014. John James, an African American Republican who ran for U.S. Senate in 2018 and 2020, was not the candidate of choice of Black voters. In addition, two election contests included African American candidates as running mates: the 2018 gubernatorial race in which Garlin Gilchrist ran for Lieutenant Governor and Gretchen Whitmer as Governor, and the 2020 presidential race in which Kamala Harris ran for Vice President. Both sets of running mates were strongly supported by Black voters.

There was only one statewide Democratic primary for statewide office the previous decade: the 2018 race for governor. I analyzed this Democratic primary (as well as congressional and state legislative Democratic primaries) and not Republican primaries because the overwhelming majority of Black voters who choose to vote in primaries cast their ballots in Democratic rather than Republican primaries. As a consequence, Democratic primaries are far more probative than Republican primaries for ascertaining the candidates preferred by Black voters.[8] Moreover, this

[7] Courts consider election contests that include minority candidates more probative than contests that include only white candidates for determining if voting is racially polarized. This is because it is not sufficient for minority voters to be able to elect their candidates of choice only if these candidates are white. On the other hand, it is important to recognize that not all minority candidates are the preferred candidates of minority voters.

[8] In addition, producing reliable estimates for Black voters in Republican primaries would not have been possible.

RECEIVED by MSC 1/18/2022 10:30:24 PM

primary included two minority candidates: Abdul El-Sayed, who is of Egyptian descent, and Shri Thanedar, who is Indian-American.

In addition to these statewide elections, I also analyzed recent congressional and state legislative elections in districts that fell within Wayne, Oakland, Saginaw and Genesee Counties and had a Black VAP that was large enough to produce reliable estimates.[9] Because of the very substantial changes in district boundaries between the current district boundaries and any of the proposed district plan boundaries, these election contests cannot be considered indicative of voting patterns in any proposed districts. However, they are important for at least two reasons. First, although few minority candidates ran for office statewide, there were many who ran in legislative elections, especially in Wayne County. Second, while there was only one statewide Democratic primary conducted over the course of the previous decade, there have been numerous recent Democratic primaries for congressional and state legislative office.

B. Statewide and County Results

Table 1, below, lists the number of statewide election contests that were racially polarized, both for Michigan as a whole, and for each of the four counties considered individually. This tabulation is based on the racial bloc voting summary tables found in Appendix A. The second column indicates the number of contests that included African American candidates that were polarized (over the total number of contests with African American candidates), the third column is the number of statewide general elections (out of the 13 analyzed) that were polarized and the final column reports the results of the only statewide Democratic primary.

Statewide, all election contests other than the 2012 US. Senate race won by Debbie Stabenow were racially polarized. (Her 2018 election contest, however, was racially polarized.) The candidate who obtained the lowest vote percentage statewide was African American candidate for Secretary of State in 2014, Godfrey Dillard. This was because he received less white crossover votes than any other candidate – the percentage of Black voters supporting him was comparable to the percentage of Black voters supporting the other Democratic candidates competing statewide.

[9] In some state house districts, there was not enough whites of voting age to conduct an analysis of voting patterns by race.

RECEIVED by MSC 1/18/2022 10:30:24 PM

Table 1: Number of Statewide Elections Analyzed that were Polarized

	General Elections with Minority Candidates	All Statewide General Election Contests	Statewide Democratic Primary
Statewide	6/6	12/13	1/1
Genesee	5/6	9/13	1/1
Saginaw	6/6	11/13	1/1
Oakland	6/6	13/13	0/1
Wayne	3/6	7/13	1/1

Every statewide general election contest analyzed was polarized in Oakland County – only in the Democratic primary for Governor in 2018 did Black and white voters support the same candidate (Gretchen Whitmer). Voting in Saginaw County was nearly as polarized: two U.S. Senate contests (2012 and 2014) were not polarized, but the gubernatorial primary was polarized. Black and white voters agreed on the same candidates slightly more often in Genesee County – in addition to supporting U.S. senate candidates Debbie Stabenow in 2012 and Gary Peters in 2014, they both supported Barack Obama in 2012 and Democrat Mark Schauer for Governor in 2014.

Voting in Wayne County was considerably less racially polarized than statewide or in the other three counties studied. However, slightly more than half of the general election contests and the one statewide Democratic primary analyzed were polarized, with Black and white voters supporting the same candidates in 2012, disagreeing on the three statewide offices, but supporting the same U.S. Senate candidate in 2014, supporting different candidates for U.S. President in 2016 and 2020, and voting for most of the same candidates in 2018.

C. **Congressional and State Legislative Election Results**

This section provides a summary of my racial bloc voting analysis of recent congressional and state legislative districts in the four-county area of Wayne, Oakland, Genesee and Saginaw. I analyzed 2018 and 2020 general elections, and the 2018 and 2020 Democratic primaries if at least one African American candidate competed in the election contest. However, for a number of state

RECEIVED by MSC 1/18/2022 10:30:24 PM

legislative elections, there were too many candidates and too few votes cast to obtain reliable estimates. In addition, there were three state house districts – districts 3, 7, 8 – where there were an insufficient number of white voters to produce reliable estimates. The summary tables reporting each of estimates for these contests are found in Appendix B.

Table 2, below, summarizes the congressional district results for congressional districts 5, 9, 12, 13 and 14.[10] In most instances, voting was not racially polarized – in 80% of the general elections and 75% of the contested Democratic primaries analyzed, Black and white voters supported the same candidates. Three of the contests analyzed were, however, polarized. The Black-preferred candidate won two of these contests: Districts 5 and 13 in the 2020 general election. The other polarized contest was the 2018 bid for the Democratic nomination for full two-year term the in District 13. Six candidates competed in this contest, four African American candidates, including the candidate of choice of a plurality of Black voters, Brenda Jones; Bill Wild, a white candidate; and Rashida Tlaib, an American of Palestinian descent. White voters divided their votes between Wild and Tlaib. Tlaib won the nomination with 27,841 votes (31.17%), and Benda Jones came in a close second with 26,941 votes (30.16%).[11]

Table 2: Summary of Congressional District Racial Bloc Voting Analysis

Congress District	Location	Percent BVAP	2018 Democratic primary	2018 General election	2020 Democratic primary	2020 General election
5	Genesee & Saginaw, plus	16.63	no contest	not polarized	no contest	polarized - won
9	Oakland & Macomb	13.83	only white candidates	not polarized	no contest	not polarized
12	Wayne & Washtenaw	11.73	no contest	not polarized	not polarized	not polarized

[10] Congressional District 11, which is also located in the area of interest (Oakland and Wayne), as well as Districts 8 (partially in Oakland) and 4 (partially in Saginaw), had too few Black voters to produce reliable estimates of their vote choices.

[11] A special election for filling the partial term for District 13 – left vacant when John Conyers resigned – was conducted at the same time with many of the same candidates. Brenda Jones won this contest with 32,769 (37.75%) votes; Rashida Tlaib came in second with 31,121 (35.85%) votes.

RECEIVED by MSC 1/18/2022 10:30:24 PM

Congress District	Location	Percent BVAP	2018 Democratic primary	2018 General election	2020 Democratic primary	2020 General election
13	Wayne	54.78	polarized - lost	not polarized	not polarized	polarized - won
14	Wayne & Oakland	55.16	no contest	not polarized	not polarized	not polarized

RECEIVED by MSC 1/18/2022 10:30:24 PM

The results of my analysis recent state senate elections is found in Table 3, below. There were no Democratic primaries in two districts (12 and 27), and no minority candidates competed in a third (District 32). In addition, there was one Democratic primary in which 11 candidates competed – too many to produce reliable estimates. Of the 16 contests analyzed, 10 were not polarized (three primaries and seven general elections), four were polarized but the Black-preferred candidate won (two primaries and two generals), and two were polarized and the candidates of choice of Black voters lost. One of these contests was the general election in District 32, which has only 13.45% BVAP.[12] The other polarized contest that the Black-preferred candidate lost was the Democratic primary in State Senate District 1 in 2018. Six candidates competed in this election. The plurality choice of Black voters was African American candidate, Alberta Tinsley Talabi. A very large majority of white voters supported the Asian candidates, Stephanie Chang, who was the second choice of Black voters. Chang won with 49.8% of the vote (Talabi received 26.4%).

Table 3: Summary of State Senate District Racial Bloc Voting Analysis

State Senate District	Location	Percent BVAP	2018 Democratic primary	2018 General election
1	Wayne	44.68	polarized - lost	not polarized
2	Wayne	50.82	*na* (11 candidates)	not polarized

[12] The Black VAP percentages listed throughout this report are from the MICRC redistricting GIS active matrix tab labeled "5A," which indicates the percentage of non-Hispanic voting age population who indicated they were Black or Black in combination with any other race. This produces the maximum number of individuals within each racial group, including Black, but will result in totals over 100% since persons identifying as more than one race will be counted more than once.

State Senate District	Location	Percent BVAP	2018 Democratic primary	2018 General election
3	Wayne	48.14	polarized - won	not polarized
4	Wayne	47.00	not polarized	not polarized
5	Wayne	54.25	polarized - won	not polarized
6	Wayne	21.29	not polarized	polarized - won
11	Oakland	35.48	not polarized	not polarized
12	Oakland	14.87	no contest	polarized - won
27	Genesee	30.42	no contest	not polarized
32	Genesee & Saginaw	13.45	no minority candidates	polarized - lost

The final table in this section, Table 4, summarized the results of my analysis of recent state house election. A number of the cells in the table have "na" as an entry because estimates are not available. This was for one of two reasons: there were too many candidates and too few votes cast to obtain reliable estimates, or there were an insufficient number of white voters to produce reliable estimates (state house districts 3, 7, 8).

It was possible to produce estimates for 54 contests. The majority of these contests were not polarized – in 37 contests (68.5%), white and Black voters supported the same candidates. In another 13 contests, voting was polarized but the candidate preferred by Black voters won. There were four contests – all Democratic primaries – that were racially polarized and the Black-preferred candidate lost. In three of these contests, the BVAP of the districts was less than 30% (Districts 12, 16, and 37). The Black-preferred candidates also lost the 2018 Democratic primary in House District 29, which has a 36.04% BVAP. All six of the candidates competing were African Americans. The plurality choice of Black voters was Kermit Williams; Brenda Carter was the candidate of choice of a majority of white voters. Carter won with 30.7% of the vote and Williams came in second with 24.7% of the vote.

RECEIVED by MSC 1/18/2022 10:30:24 PM

Table 4: Summary of State House District Racial Bloc Voting Analysis

State House District	Location	Percent BVAP	2018 Democratic primary	2018 General election	2020 Democratic primary	2020 General election
1	Wayne	64.76	not polarized	polarized - won	no contest	polarized - won
2	Wayne	57.70	*na* (7 candidates)	not polarized	not polarized	not polarized
3	Wayne	90.93	*na*	*na*	*na*	*na*
4	Wayne	47.27	*na* (15 candidates)	not polarized	*na* (13 candidates)	not polarized
5	Wayne	54.12	polarized - won	not polarized	not polarized	not polarized
6	Wayne	52.86	*na* (10 candidates)	not polarized	polarized - won	no contest
7	Wayne	94.27	*na*	*na*	*na*	*na*
8	Wayne	92.42	*na*	*na*	*na*	*na*
9	Wayne	74.22	not polarized	not polarized	polarized - won	not polarized
10	Wayne	67.41	not polarized	not polarized	*na* (8 candidates)	not polarized
11	Wayne	26.53	polarized - won	not polarized	no contest	not polarized
12	Wayne	26.97	polarized - lost	polarized - won	not polarized	polarized - won
16	Wayne	23.25	polarized - lost	not polarized	no contest	not polarized
27	Oakland	24.35	not polarized	not polarized	*na* (8 candidates)	not polarized

RECEIVED by MSC 1/18/2022 10:30:24 PM

State House District	Location	Percent BVAP	2018 Democratic primary	2018 General election	2020 Democratic primary	2020 General election
29	Oakland	36.04	polarized - lost	not polarized	no contest	not polarized
35	Oakland	62.50	polarized - won	not polarized	not polarized	not polarized
37	Oakland	17.91	no contest	not polarized	polarized - lost	not polarized
34	Genesee	60.96	not polarized	polarized - won	not polarized	polarized - won
49	Genesee	29.47	not polarized	not polarized	no contest	not polarized
95	Saginaw	35.50	no contest	not polarized	polarized - won	polarized - won

RECEIVED by MSC 1/18/2022 10:30:24 PM

D. Voting Patterns of Minority Voters other than Black Voters

As noted above, it was not possible to produce estimates of voting patterns by race for any groups other than Blacks and whites (more specifically, non-Hispanic whites) statewide or by county. However, by localizing the analysis in geographic areas much smaller than counties, it was possible to derive estimates for several additional minority groups: Hispanics, Arab Americans, Chaldeans, and Bangladeshi Americans.[13] Because these estimates could not be generated statewide, it is difficult to know if the voters included in the analysis are representative of the group as a whole statewide. The summary tables reporting the estimates for these groups can be found in the Appendix C.

Hispanic Voters Hispanics live in large enough concentrations to produce estimates in two areas of Michigan. Because these concentrations are in different areas of the state, I did not combine them. Instead, I have produced estimates for Hispanics living in the area of Detroit depicted in the first map below ("Areas included in Analysis of Voting Patterns – Hispanics

[13] Interest in the voting patterns of Arab Americans, Chaldeans and Bangladeshi Americans was prompted by comments received in public hearings and on the public portal.

(Detroit)") and in the Grand Rapids area depicted in the second map ("Areas included in Analysis of Voting Patterns – Hispanics in Grand Rapids"). In both maps, the precincts are shaded based on the percentage Hispanic in the precinct.[14]

While the voting patterns do not appear to be very different – both groups provide strong support for Democratic candidates in general elections – the turnout levels differ. In the Grand Rapids area, turnout among Hispanics of voting age is lower than it is in the Detroit area.

Areas included in Analysis of Voting Patterns - Hispanics (Detroit)

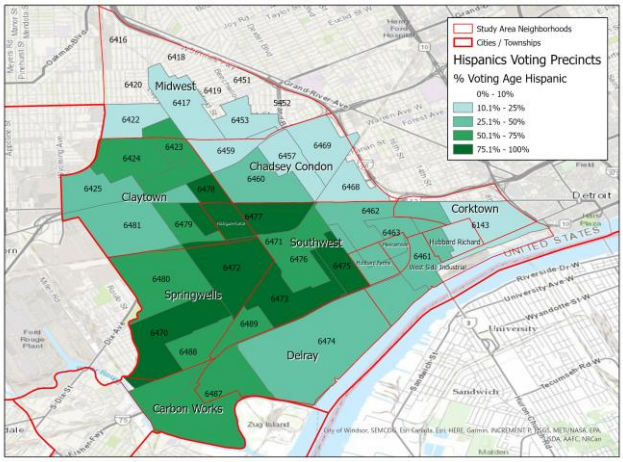

Areas included in Analysis of Voting Patterns - Hispanics in Grand Rapids

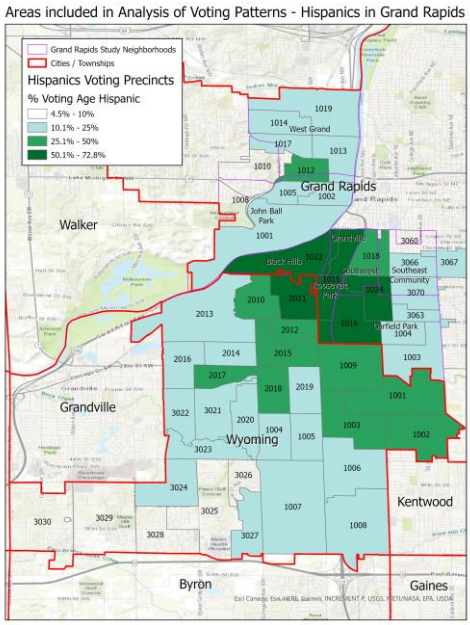

[14] The Hispanic VAP used for shading the map and conducting the racial bloc voting analysis was derived from the 2020 94-171 census redistricting data, which reports Hispanic VAP by census block. This data was then aggregated up to the precinct level.

RECEIVED by MSC 1/18/2022 10:30:24 PM

RECEIVED by MSC 1/18/2022 10:30:24 PM

Arab American Voters Approximately 38% of the Arab American population in Michigan is concentrated in the Dearborn and Dearborn Heights area. Localizing the racial bloc voting analysis to this specific area offered sufficient variation across the precincts to produce estimates of the voting behavior of this group. The map below indicates the geographic area included in the analysis; the precincts are shaded by the percentage of residents who are Arab American.[15]

Arab Americans voters, at least in this area of Michigan, strongly support Democratic candidates in general elections – over 80% consistently supported the Democratic candidate in the six 2018-2020 general elections examined. These voters, unlike other groups of voters studied, were also very cohesive in 2018 Democratic primary for Governor – they strongly supported of Abdul El-Sayed in his bid for the nomination.

Areas included in Analysis of Voting Patterns - Arabs in Dearborn/Dearborn Heights

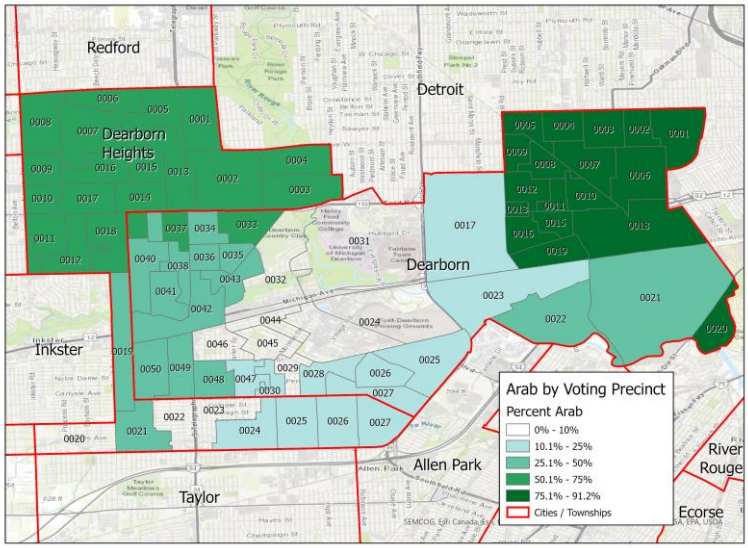

[15] The Arab American data was derived from the U.S. Census Bureau's American Community Survey (ACS), Table B04004, "People Reporting Single Ancestry." This data, reported at the census tract level, was attributed down to the census block level and then aggregated up to the election precinct level.

Chaldeans, like Arab Americans in Michigan, tend to reside in a geographically concentrated area of Michigan – in this instance, Sterling Heights. Over 40% of the Chaldean population cand be found here.[16] Localizing the voting analysis to Sterling Heights produced reliable estimates of the voting patterns of this community. Chaldeans are not nearly as cohesive as Arab Americans – they consistently divided their support between the Democratic and Republican candidates. However, a clear majority of Chaldean voters supported Donald Trump in his bid for re-election in 2020.

Areas included in Analysis of Voting Patterns - Chaldeans in Sterling Heights

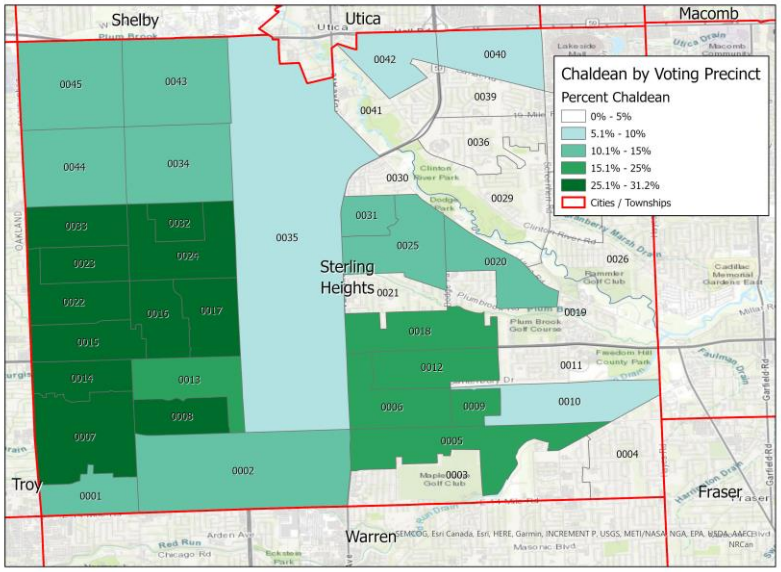

[16] The Chaldean data was derived from the U.S. Census Bureau's American Community Survey (ACS), Table B04004, "People Reporting Single Ancestry" using the Assyrian/Chaldean/Syriac designation. This census tract level data was attributed down to the census block level and then aggregated up to the election precinct level.

RECEIVED by MSC 1/18/2022 10:30:24 PM

Bangladeshi American Voters Using a map identifying the Bangladeshi American community of interest submitted to the MICRC,[17] this localized analysis focused on West Warren and Hamtramck to produce estimates of the vote choices of this group. Bangladeshi American voting patterns are very similar to Arab American voting patterns.[18] Both groups provided strong support for Democratic candidates in general elections and both groups were cohesive in their support of Abdul El-Sayed in the 2018 Democratic primary for Governor.

Areas included in Analysis of Voting Patterns - Bengali Language

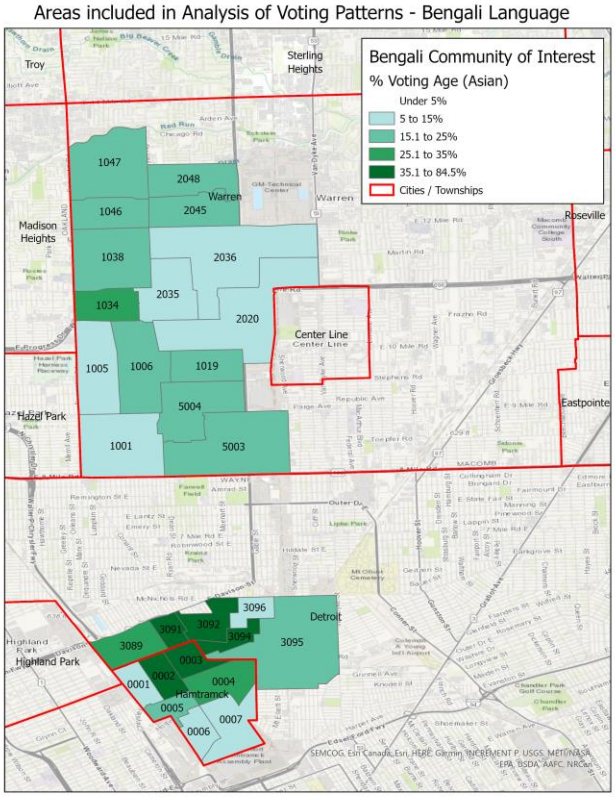

[17] The map was submitted on the public comment portal on 9/8/2021 by Hayg Oshagan with the following comment "This is the Bengali community of SE MI. The area around Hamtramck (to the South) is most densely populated and is the center of the community."

[18] Asian VAP by census block as reported by the 2020 94-171 census redistricting data was used to create the shading on the map and the racial bloc voting database.

RECEIVED by MSC 1/18/2022 10:30:24 PM

II. Drawing Minority Opportunity Districts

Because voting in Michigan is racially polarized, districts that provide minority voters with an opportunity to elect their candidates of choice must be drawn. If they already exist – as many do in Michigan – they must be maintained. But maintaining minority opportunity districts does not necessarily require that the districts be redrawn with the same percentage minority voting age population. In fact, many of the minority districts in the current plan are packed with far more Black VAP than needed to elect candidates of choice, as indicated by the percentage of votes the minority candidates are garnering. (See Tables 9 and 10, in the next section of this report, for the Black VAP of the current state house and senate districts, the current incumbents and their race and party, and the percentage of votes each of the incumbents received in 2020.)

An analysis must be undertaken to determine if a proposed district is likely to provide minority voters with an opportunity to elect their candidates of choice to office. This analysis must be district-specific – that is, must recognize there are likely to be differences in participation rates and voting patterns in districts across the state – and it must be functional – that is, it must be based on actual voting behavior of whites and minorities. There is no single universal or statewide demographic target that can be applied for Black voters to elect their candidates of choice in Michigan.[19]

There are two related approaches to conducting a district-specific, functional analysis, both of which take into account the relative turnout rates and voting patterns of minorities and whites. The first approach uses estimates derived from racial bloc voting analysis to calculate the percent minority population needed in a specific area for minority-preferred candidates to win a district in that area.

The second approach relies on election results from previous contests that included minority-preferred candidates (as identified by the racial bloc voting analysis) to determine if these candidates would win election in the proposed districts. The election results for these "bellwether elections" – racially polarized elections that include minority candidates who are preferred by minority voters – are disaggregated down from the election precinct to the census block level and then recompiled to reflect the boundaries of the proposed district. If the minority-

[19] Establishing a demographic target (e.g., 55% black voting age population) for all minority districts across the jurisdiction was, in fact, expressly forbidden by the U.S. Supreme Court in *Alabama Legislative Black Caucus v. Alabama*, 575 U.S. 254 (2015).

RECEIVED by MSC 1/18/2022 10:30:24 PM

preferred candidates in these bellwether elections win in the proposed district, this district is likely to provide minority voters with an opportunity to elect their candidates of choice. This latter approach can be used only if proposed district boundaries have been drawn. The former approach can be carried out before any new boundaries are drafted.

A. Calculating the Black VAP Needed to Elect Black-Preferred Candidates

The percentage of minority voting age population needed in a district to provide minority voters with the opportunity to elect minority-preferred candidates to congress or to the state legislature varies. Using the estimates produced from the racial bloc voting analysis, I calculated the Black VAP percentages needed to elect minority-preferred candidates in each of the general elections included in the summary tables in the Appendix. This calculation takes into account the relative participation rates of age eligible Blacks and whites, as well as the level of Black support for the Black-preferred candidate (the "cohesiveness" of Black voters), and the level of whites "crossing over" to vote for the Black-preferred candidate.

Equalizing minority and white turnout Because Blacks who are age eligible to vote often turn out to vote at lower rates than white voters in Michigan, the Black VAP needed to ensure that Black voters comprise at least half of the voters in an election is often higher than 50%. Once the respective turnout rates of Black and Whites eligible to vote have been estimated using the statistical techniques described above (HP, ER and EI), the percentage needed to equalize Black and white voters can be calculated mathematically.[20] But equalizing turnout is

[20] The equalizing percentage is calculated mathematically by solving the following equation:

Let

M = the proportion of the district's voting age population that is Black

W = 1-M = the proportion of the district's voting age population that is white

A = the proportion of the Black voting age population that turned out to vote

B = the proportion of the white voting age population that turned out to vote

Therefore,

M(A) = the proportion of the population that is Black and turned out to vote (1)

(1-M)B = the proportion of total population that is white and turned out to vote (2)

To find the value of M that is needed for (1) and (2) to be equal, (1) and (2) are set as equal and we solve for M algebraically:

$$M(A) = (1 - M)\,B$$
$$M(A) = B - M(B)$$
$$M(A) + M(B) = B$$
$$M(A + B) = B$$
$$M = B/(A+B)$$

RECEIVED by MSC 1/18/2022 10:30:24 PM

only the first step in the process – it does not take into account the voting patterns of Black and white voters. If voting is racially polarized but a significant number of white voters typically "crossover" to vote for Black voters' preferred candidate, it may be the case that crossover voting can more than compensate for depressed Black turnout.

Incorporating Minority Cohesion and White Crossover Voting Even if Black citizens are turning out at lower rates than whites, and voting is racially polarized, if a relatively consistent percentage of white voters support Black-preferred candidates, the candidates preferred by Black voters can be elected in districts that are less than majority Black. On the other hand, if voting is starkly polarized, with few or no whites crossing over to vote for the candidates supported by Black voters, it may be the case that a district that is more than 50% Black VAP is needed to elect Black-preferred candidates. A district-specific, functional analysis should take into account not only differences in turnout rates, but also the voting patterns of Black and white voters.[21]

To illustrate this mathematically, consider a district that has 1000 persons of voting age, 50% of who are Black and 50% of who are white. Let us begin by assuming that Black turnout is lower than white turnout in a two-candidate general election. In our hypothetical election example, 42% of the Black VAP turn out to vote and 60% of the white VAP vote. This means that, for our illustrative election, there are 210 Black voters and 300 white voters. Further suppose that 96% of the Black voters supported their candidate of choice and 25% of the white voters cast their votes for this candidate (with the other 75% supporting her opponent in the election contest). Thus, in our example, Black voters cast 200 of their 210 votes for the Black-preferred candidate and their other 8 votes for her opponent; white voters cast 75 of their 300 votes for the Black-preferred candidate and 225 votes for their preferred candidate:

Thus, for example, if 39.3% of the Black population turned out and 48.3% of the white population turned out, B= .483 and A = .393, and M = .483/ (.393+.483) = .483/.876 = .5513, therefore a Black VAP of 55.1% would produce an equal number of Black and white voters. (For a more in-depth discussion of equalizing turnout see Kimball Brace, Bernard Grofman, Lisa Handley and Richard Niemi, "Minority Voting Equality: The 65 Percent Rule in Theory and Practice," *Law and Policy*, 10 (1), January 1988.)

[21] For an in-depth discussion of this approach to creating effective minority districts, see Bernard Grofman, Lisa Handley and David Lublin, "Drawing Effective Minority Districts: A Conceptual Framework and Some Empirical Evidence," *North Carolina Law Review*, volume 79 (5), June 2001.

RECEIVED by MSC 1/18/2022 10:30:24 PM

	VAP	turnout	voters	support for Black-preferred candidate	votes for Black-preferred candidate	support for white-preferred candidate	votes for white-preferred candidate
Black	500	0.42	210	0.96	202	0.04	8
White	500	0.60	300	0.25	75	0.75	225
			510		277		233

The candidate of choice of Black voters would receive a total of 277 votes (202 from Black voters and 75 from white voters), while the candidate preferred by white voters would receive only 233 votes (8 from Black voters and 225 from white voters). The Black-preferred candidate would win the election with 55.4% (277/500) of the vote in this hypothetical 50% Black VAP district. And the Black-preferred candidate would be successful despite the fact that the election was racially polarized and that Blacks turned out to vote at a lower rate than whites.

The candidate of choice of Black voters would still win the election by a very small margin (50.9%) in a district that is 45% Black with these same voting patterns:

	VAP	turnout	voters	support for Black-preferred candidate	votes for Black-preferred candidate	support for white-preferred candidate	votes for white-preferred candidate
Black	450	0.42	189	0.96	181	0.04	8
White	550	0.60	330	0.25	83	0.75	248
			519		264		255

In a district with a 40% BVAP, however, the Black-preferred candidate would garner only 47.5% of the vote in this example.

Percent Black VAP needed to win recent general elections in Michigan Counties

Tables 5, 6, 7, and 8 utilize the results of the racial bloc voting analysis (see Appendix A) to indicate the percentage of vote a Black-preferred candidate would receive, given the turnout rates of Blacks and whites and the degree of black cohesion and white crossover voting for each

RECEIVED by MSC 1/18/2022 10:30:24 PM

general election contests examined, in a 55%, 50%, 45%, 40% and 35% BVAP district in Wayne, Oakland, Genesee, and Saginaw Counties.[22] Because voting patterns vary by county, the percentage of votes the Black-preferred candidates would receive also varies. However, in no county is a 50% BVAP district required for the Black-preferred candidates to carry the district in a general election.

Table 5 reports the percentage of votes the Black-preferred candidate would receive in Wayne County, given voting patterns in previous general elections, The Black-preferred candidate would win every general election in a district with a BVAP of 35% or more, and would win with at least 54.4% of the vote – and in most election contests, a substantially higher percentage of the vote. The variation in the percentage of votes received by the Black-preferred candidate is due to the variation in the white vote rather than the Black vote because in in every election contest considered at least 95% of Black voters supported the Black-preferred candidate. The Black-preferred candidate of choice who would receive the lowest percentage of the vote would be African American Godfrey Dillard, a candidate for Secretary of State in 2014.

The voting patterns by race, and therefore the percent BVAP needed to win general elections is very similar in Genesee County, as shown in Table 6. Unlike Wayne County, however, the percentage of vote the Black-preferred candidate would garner in a 35% BVAP district in this county is declining slightly over the course of the decade – although the Black-preferred candidate would still win every general election in a 35% BVAP district.

In Oakland County, the Black-preferred candidate does not win every general election contest in a 35% BVAP district. It is not until the 40% BVAP column in Table 7 that the candidate of choice of Black voters wins every election examined. The most challenging election is again the race for Secretary of State in 2014. And even at 40% BVAP, Dillard would receive only 51.3% of the vote.

Saginaw County (Table 8) is similar to Oakland County in that it is only at 40% that the Black-preferred candidate wins every general election contest – and at 40% a couple of the contests are very close. Not only are the winning percentages for the Black-preferred candidates consistently lower in Saginaw County than they are for Oakland County, they have been decreasing over the course of the decade.

[22] Tables 5, 6, 7, and 8 are generated using EI RxC estimates reported in the racial bloc voting tables in the Appendix.

RECEIVED by MSC 1/18/2022 10:30:24 PM

RECEIVED by MSC 1/18/2022 10:30:24 PM

Table 5: Percent BVAP Needed to Win, Wayne County

WAYNE COUNTY Percent Black VAP needed to win	race of B-P candidate	turnout rate for office and percent vote for black-preferred candidates						percent of vote B-P cand would have received if district was 55% black VAP	percent of vote B-P cand would have received if district was 50% black VAP	percent of vote B-P cand would have received if district was 45% black VAP	percent of vote B-P cand would have received if district was 40% black VAP	percent of vote B-P cand would have received if district was 35% black VAP
		Black votes			White votes							
		votes cast for office	B-P	all others	votes cast for office	B-P	all others					
GENERAL ELECTIONS												
2020 President	W	58.0	97.5	2.5	76.6	47.5	52.5	71.5	69.0	66.6	64.3	62.0
2020 US Senate	W	57.8	95.2	4.8	75.6	47.2	52.8	70.4	68.0	65.7	63.4	61.2
2018 Governor	W	33.2	97.0	3.0	63.2	53.5	46.5	70.5	68.5	66.6	64.8	63.1
2018 Secretary of State	W	33.1	97.0	3.0	62.2	53.6	46.4	70.7	68.7	66.8	65.0	63.3
2018 Attorney General	W	32.7	95.5	4.5	61.3	49.4	50.6	67.6	65.4	63.4	61.5	59.7
2018 US Senate	W	33.1	95.8	4.2	63.1	52.3	47.7	69.3	67.3	65.4	63.6	61.9
2016 President	W	57.0	98.4	1.6	64.0	39.7	60.3	70.3	67.4	64.4	61.6	58.7
2014 Governor	W	35.8	96.5	3.5	47.7	41.3	58.7	67.7	65.0	62.3	59.7	57.2
2014 Secretary of State	AA	35.5	96.8	3.2	46.1	36.8	63.2	65.9	62.9	60.0	57.2	54.4
2014 Attorney General	W	35.3	95.7	4.3	45.9	41.0	59.0	67.5	64.8	62.1	59.5	57.0
2014 US Senate	W	35.7	98.0	2.0	46.8	53.4	46.6	74.9	72.7	70.5	68.4	66.4
2012 President	AA	60.4	99.0	1.0	65.7	51.9	48.1	76.8	74.5	72.1	69.8	67.5
2012 US Senate	W	59.9	98.1	1.9	64.4	57.6	42.4	79.1	77.1	75.1	73.1	71.1

Table 6: Percent BVAP Needed to Win, Genesee County

GENESEE COUNTY Percent Black VAP needed to win	race of B-P candidate	turnout rate for office and percent vote for black-preferred candidates						percent of vote B-P cand would have received if district was 55% black VAP	percent of vote B-P cand would have received if district was 50% black VAP	percent of vote B-P cand would have received if district was 45% black VAP	percent of vote B-P cand would have received if district was 40% black VAP	percent of vote B-P cand would have received if district was 35% black VAP
		Black votes			White votes							
		votes cast for office	B-P	all others	votes cast for office	B-P	all others					
GENERAL ELECTIONS												
2020 President	W	53.0	96.1	3.9	79.6	42.1	57.9	66.3	63.7	61.1	58.7	56.4
2020 US Senate	W	56.6	95.0	5.0	78.7	43.5	56.5	67.6	65.0	62.6	60.2	57.9
2018 Governor	W	45.1	95.3	4.7	59.8	46.2	53.8	69.8	67.3	64.9	62.6	60.4
2018 Secretary of State	W	44.9	95.2	4.8	58.6	48.0	52.0	70.8	68.5	66.2	64.0	61.8
2018 Attorney General	W	44.6	94.1	5.9	58.4	41.1	58.9	66.7	64.0	61.5	59.0	56.5
2018 US Senate	W	45.1	95.2	4.8	59.6	45.8	54.2	69.5	67.1	64.7	62.4	60.1
2016 President	W	59.0	96.4	3.6	67.3	37.4	62.6	67.9	65.0	62.0	59.2	56.3
2014 Governor	W	35.8	95.8	4.2	47.5	51.8	48.2	72.9	70.7	68.6	66.5	64.5
2014 Secretary of State	AA	35.9	95.6	4.4	46.1	46.2	53.8	70.3	67.8	65.4	63.1	60.8
2014 Attorney General	W	35.9	95.6	4.4	45.5	45.2	54.8	69.9	67.4	65.0	62.6	60.2
2014 US Senate	W	36.1	95.6	4.4	47.1	58.6	41.4	76.5	74.7	72.9	71.1	69.4
2012 President	AA	61.0	97.6	2.4	68.4	53.7	46.3	76.6	74.4	72.2	70.1	67.9
2012 US Senate	W	60.7	96.7	3.3	67.5	60.2	39.8	79.3	77.5	75.7	73.9	72.1

Table 7: Percent BVAP Needed to Win, Oakland County

OAKLAND COUNTY Percent Black VAP needed to win	race of B-P candidate	turnout rate for office and percent vote for black-preferred candidates						percent of vote B-P cand would have received if district was 55% black VAP	percent of vote B-P cand would have received if district was 50% black VAP	percent of vote B-P cand would have received if district was 45% black VAP	percent of vote B-P cand would have received if district was 40% black VAP	percent of vote B-P cand would have received if district was 35% black VAP
		Black votes			White votes							
		votes cast for office	B-P	all others	votes cast for office	B-P	all others					
GENERAL ELECTIONS												
2020 President	W	71.6	93.4	6.6	86.4	45.9	54.1	69.8	67.4	65.1	62.8	60.6
2020 US Senate	W	71.4	92.1	7.9	85.4	43.5	56.5	68.1	65.6	63.2	60.9	58.6
2018 Governor	W	53.2	94.1	5.9	68.8	47.4	52.6	70.1	67.8	65.5	63.3	61.1
2018 Secretary of State	W	53.1	94.2	5.8	67.7	47.5	52.5	70.4	68.0	65.8	63.5	61.4
2018 Attorney General	W	52.5	93.8	6.2	67.0	43.0	57.0	67.9	65.3	62.8	60.4	58.1
2018 US Senate	W	53.2	93.0	7.0	68.7	45.5	54.5	68.6	66.2	63.9	61.7	59.5
2016 President	W	65.6	95.1	4.9	73.5	39.1	60.9	68.3	65.5	62.7	60.0	57.3
2014 Governor	W	46.3	94.8	5.2	54.6	30.6	69.4	63.3	60.1	56.9	53.8	50.7
2014 Secretary of State	AA	45.9	94.6	5.4	53.1	26.4	73.6	61.4	58.0	54.7	51.3	48.1
2014 Attorney General	W	45.8	94.1	5.9	52.6	32.9	67.1	64.5	61.4	58.4	55.4	52.4
2014 US Senate	W	46.5	95.0	5.0	53.7	46.7	53.3	71.5	69.1	66.7	64.4	62.1
2012 President	AA	68.9	95.7	4.3	75.7	42.1	57.9	70.3	67.6	65.0	62.3	59.7
2012 US Senate	W	67.8	95.8	4.2	74.0	47.6	52.4	73.1	70.6	68.3	65.9	63.5

Table 8: Percent BVAP Needed to Win, Saginaw County

SAGINAW COUNTY Percent Black VAP needed to win	race of B-P candidate	turnout rate for office and percent vote for black-preferred candidates						percent of vote B-P cand would have received if district was 55% black VAP	percent of vote B-P cand would have received if district was 50% black VAP	percent of vote B-P cand would have received if district was 45% black VAP	percent of vote B-P cand would have received if district was 40% black VAP	percent of vote B-P cand would have received if district was 35% black VAP
		Black votes			White votes							
		votes cast for office	B-P	all others	votes cast for office	B-P	all others					
GENERAL ELECTIONS												
2020 President	W	48.6	95.3	4.7	79.6	36.3	63.7	61.5	58.7	56.0	53.4	50.9
2020 US Senate	W	48.4	93.8	6.2	78.7	37.5	62.5	61.7	58.9	56.3	53.9	51.5
2018 Governor	W	37.7	93.6	6.4	63.0	40.9	59.1	63.2	60.6	58.2	55.9	53.7
2018 Secretary of State	W	38.0	93.7	6.3	61.4	39.2	60.8	62.7	60.0	57.5	55.1	52.8
2018 Attorney General	W	37.6	93.4	6.6	61.0	33.3	66.7	59.1	56.2	53.4	50.8	48.3
2018 US Senate	W	37.8	93.5	6.5	62.8	39.3	60.7	62.3	59.7	57.2	54.8	52.6
2016 President	W	52.3	95.0	5.0	70.2	30.6	69.4	61.3	58.1	55.0	52.0	49.0
2014 Governor	W	32.7	94.1	5.9	50.8	42.2	57.8	65.1	62.5	60.1	57.8	55.6
2014 Secretary of State	AA	32.6	94.4	5.6	49.2	36.3	63.7	62.3	59.5	56.7	54.1	51.6
2014 Attorney General	W	32.4	94.1	5.9	50.1	32.6	67.4	59.8	56.8	53.9	51.1	48.5
2014 US Senate	W	32.7	94.1	5.9	50.1	50.6	49.4	69.9	67.8	65.7	63.8	61.9
2012 President	AA	56.2	95.7	4.3	70.3	42.9	57.1	69.0	66.4	63.8	61.3	58.8
2012 US Senate	W	55.7	95.4	4.6	68.7	52.3	47.7	73.8	71.6	69.5	67.4	65.4

RECEIVED by MSC 1/18/2022 10:30:24 PM

It is important to remember that winning office in the United States usually requires winning two elections: a primary and a general election. The tables above consider only general election contests. Producing a comparable set of tables for Democratic primaries is not possible. First, there was only one statewide Democratic primary – the 2018 primary contest for Governor. There were three candidates competing in this election and because 50% of the vote was not required to win the election, a mathematical equation setting the percentage needed to win 50% of the vote does not work. Second, Black voters were not cohesive in support of any one of these three candidates. In fact, the candidate preferred by even the plurality of Black voters was not the same in the four counties examined. Drawing a district that Black-preferred candidate could win this primary is not possible when there is no Black-preferred candidate.

In areas where most of the white voters are likely to vote in Republican primaries, the inability to calculate the percent needed to win in Democratic primaries is not particularly important. Black voters will dominate the Democratic primary unless they make up only a very small portion of the voters in the district. However, in the counties examined in Michigan, many white voters elect to participate in the Democratic primary, especially in Wayne County. As the percentage Black VAP of proposed districts decreases, it may become more challenging for Black-preferred candidates to win not only the general election but the Democratic primary – but only if voting in Democratic primaries is racially polarized. Unfortunately, it is not possible to ascertain exactly how much more difficult it would be – or even if it would be more difficult – given the lack of Democratic primary election data.

B. Threshold of Representation in the Current State House and Senate Districts

A useful check on the percent needed to win estimates found in Tables 5-8 that can be done prior to drawing any districts is to produce what have been referred to by some political scientists as "threshold of representation" tables. These tables are designed to identify the lowest minority percentage above which minority candidates are consistently elected. Tables 9 and 10, below, report the BVAP of the current Michigan state house and senate districts with over 20% BVAP, and indicate the race and party of the candidate elected to represent the district.[23] Sorted

[23] There are no African American state senators or representatives elected from districts that are less than 20% Black in VAP. However, there are other minority candidates (Hispanic, Asian, and Middle Eastern) elected to state house districts with considerably less than 20% BVAP.

RECEIVED by MSC 1/18/2022 10:30:24 PM

by the percent BVAP, the tables can sometimes provide evidence of a clear breakpoint between those districts that are probably electing candidates of choice and those that are not.[24]

An examination Table 9 indicates that every Michigan state house district with a BVAP of at least 35% elects a minority representative to the state house. In fact, every district with a BVAP of more than 26.53% elects a minority to office with the exception of District 49 in Genesee County. And the racial bloc voting analysis of House District 49 indicates that the white incumbent, John Cherry, is the candidate of choice of Black voters, even in the 2018 Democratic primary when he faced several African American candidates.

Table 9: Threshold of Representation for State House Districts, 2021

State House District	Total VAP	Black VAP	Percent Black VAP	Name	Party	Race	Percent of Vote 2020
7	60347	57256	94.27%	Helena Scott	D	Black	93.00%
8	62448	58042	92.42%	Stephanie A. Young	D	Black	96.70%
3	54130	49536	90.93%	Shri Thanedar	D	Asian	93.30%
9	62529	46806	74.22%	Karen Whitsett	D	Black	94.20%
10	69209	46977	67.41%	Mary Cavanagh	D	Hispanic	84.80%
1	59788	38993	64.76%	Tenisha R. Yancey	D	Black	75.80%
35	78306	49325	62.50%	Kyra Harris Bolden	D	Black	82.90%
34	49491	30419	60.96%	Cynthia R. Neeley	D	Black	86.70%
2	57031	33142	57.70%	Joe Tate	D	Black	74.10%
5	49290	27190	54.12%	Cynthia A. Johnson	D	Black	93.40%
6	67505	36182	52.86%	Tyrone Carter	D	Black	100.00%
4	68749	32761	47.27%	Abraham Aiyash	D	ME	89.80%
29	72319	26621	36.04%	Brenda Carter	D	Black	72.90%
95	58640	21320	35.50%	Amos O'Neal	D	Black	70.10%
49	64844	19308	29.47%	John D. Cherry	D	White	68.90%
54	72426	21212	28.79%	Ronnie Peterson	D	Black	77.70%
12	73883	20207	26.97%	Alex Garza	D	Hispanic	62.40%
11	73586	19760	26.53%	Jewell Jones	D	Black	65.20%
92	66135	16957	25.34%	Terry J. Sabo	D	White	65.30%
27	73337	18051	24.35%	Regina Weiss	D	White	74.40%
16	74617	17556	23.25%	Kevin Coleman	D	White	62.50%
75	76956	18127	22.56%	David LaGrand	D	White	74.60%
68	71672	16808	22.44%	Sarah Anthony	D	Black	75.90%
18	75251	16519	21.76%	Kevin Hertel	D	White	60.30%
22	68758	14588	21.00%	Richard Steenland	D	White	59.90%
60	74176	15887	20.97%	Julie M. Rogers	D	White	71.40%

[24] Without the confirmation provided by a racial bloc voting analysis, it could conceivably be the case that the minority legislator is not the candidate of choice of minority voters.

RECEIVED by MSC 1/18/2022 10:30:24 PM

Interpreting Table 10, for the Michigan state senate, is less straightforward. The four districts with BVAP percentages over 47% elect African Americans to office. However, Stephanie Chang, the state senator in District 1, which is 44.68% BVAP, was not the candidate of choice of Black voters in the 2018 Democratic primary, though she is the candidate of choice in the general election.

Table 10: Threshold of Representation for State Senate Districts, 2021

State Senate District	Total VAP	Black VAP	Percent Black VAP	Name	party	race	Percent of vote 2018
5	203828	111418	54.25%	Betty Alexander	D	Black	77.4%
2	169357	86961	50.82%	Adam Hollier	D	Black	75.7%
3	186758	90737	48.14%	Sylvia Santana	D	Black	81.8%
4	180199	85691	47.00%	Marshall Bullock	D	Black	78.3%
1	193087	87075	44.68%	Stephanie Chang	D	Asian	72.0%
11	229870	82336	35.48%	Jeremy Moss	D	White	76.7%
27	175918	54071	30.42%	Jim Ananich	D	White	71.2%
9	219325	50800	22.95%	Paul Wojno	D	White	65.9%
6	217734	46997	21.29%	Erika Geiss	D	Black	61.4%

C. Recompiled Election Results

As noted above, once draft districts have been drawn, there is a second approach available for ascertaining whether a proposed district is likely to provide minority voters with an opportunity to elect their candidates of choice to legislative or congressional office. This approach relies on recompiling election results from previous elections to see if the candidates preferred by minority voters would win in the draft district. This process entails (1) identifying "bellwether" elections, (2) disaggregating the precinct level results for these elections down to the census block level and then (3) re-aggregating the results up to conform to proposed district boundaries to determine if the minority-preferred candidate would win. This recompilation can only be done

RECEIVED by MSC 1/18/2022 10:30:24 PM

for elections that cover a broad enough area to encompass all of the draft districts, hence only statewide elections can be used for this exercise. “Bellwether” elections are statewide elections that included minority candidates who were the candidates of choice of minority voters but were not supported by white voters.

Although there were six statewide general elections that included African American candidates or running mates, the African American was the candidate of choice of Black voters in only four of these contests: U.S. President in 2012 and 2020, Secretary of State in 2014, and Governor in 2018. All of these contests were racially polarized statewide, but only the 2014 Secretary of State contest was polarized in all four counties. This election contest was also the contest in which the candidate strongly preferred by Black voters garnered the least amount of white crossover votes. Thus, while recompiled elections results for all four elections provide important information for determining if a proposed district would provide Black voters with an opportunity to elect their preferred candidates in general elections, the single best “bellwether” contest for that purpose is the vote for Godfrey Dillard in 2014.

The redistricting software used by MICRC automatically included recompiled election results for all draft districts for all four of these elections – in fact, it included this information for every statewide general election conducted between 2012 and 2020. Ascertaining if the African American candidates of choice of Black voters, especially Dillard in 2014, carried a proposed district provides evidence that the proposed district in a draft plan will provide Black voters with an opportunity to elect their candidates of choice in general elections.

The redistricting software also reported recompiled election results for the one statewide Democratic primary conducted in the past decade: the 2018 race for Governor. However, because there were three candidates and because Black voters were not cohesive in supporting any of these candidates, these recompiled results are not particularly useful in ascertaining whether a proposed district would provide minority voters with an opportunity to elect their preferred candidates in Democratic primaries.

RECEIVED by MSC 1/18/2022 10:30:24 PM

III. Measuring Partisan Fairness in Redistricting Plans

According to 13(d) of Article IV, Section 6 of the Michigan State Constitution: "Districts shall not provide a disproportionate advantage to any political party. A disproportionate advantage to a political party shall be determined using accepted measures of partisan fairness." A number of objective mathematical measures have been developed by social scientists and mathematicians to determine if an existing or proposed redistricting map disadvantages one political party relative to the other. Using these measures, we can compare an existing or proposed redistricting map to a large set of other possible maps to determine if the proposed map exhibits more or less political bias. The maps used for comparative purposes can be previous redistricting maps used in the state, or the redistricting maps of other states, or they can be computer simulated maps.

I proposed incorporating three measures of partisan fairness measures into the redistricting software used by the MICRC to draw redistricting maps. The reasons for my choice were as follows:

- The measures are easy to understand and straightforward to calculate. They produce scores that indicate both the direction and the magnitude of any political bias in the redistricting map.
- Because I easily calculated the scores for each of these measures in excel, I knew it would be possible to incorporate an automated report function into the redistricting software that could provide these scores for any draft plans drawn.
- Although these three measures have only recently been developed, they have all have been introduced and accepted by federal and state courts as useful tools for determining if a redistricting map is politically fair.

The three partisan fairness measures I selected are the lopsided margins test, the mean-median difference, and the efficiency gap.

In addition to these three measures, a simple metric for indicating whether a redistricting plan is fair is to compare the proportion of the statewide vote each party receives to the proportion of the districts each party wins or is likely to win under the proposed plan. The proportionality of a redistricting plan is calculated by subtracting the percentage of votes won by the party from the percentage of seats that party won (or would win) in congressional and state

RECEIVED by MSC 1/18/2022 10:30:24 PM

legislative elections. So, for example, if Party A won 52.3% of the vote statewide but only won 44.7% of the seats in the state senate, the proportionality bias would be 44.7 – 52.3 or -7.6 in favor of Party B.

Each of these measures use historical election results to evaluate the partisan fairness of redistricting plans. However, in the case of proposed districts, previous election results must be reconfigured to conform to the proposed district boundaries to evaluate the partisan fairness of the proposed plans.[25] A composite election index was constructed using the statewide general elections between 2012 and 2020 – all 13 of the election contests included in the GIS redistricting database and analyzed in the racial bloc voting analysis. The composite index was weighted to give each election cycle equal weight in the index. However, the partisan fairness report function in the redistricting software was designed so that any of the individual 13 elections could be substituted for the composite index in calculating the partisan fairness scores.

A. Lopsided Margins Test

In a perfectly fair plan – at least in a state in which the two political parties are competitive (closely divided) – we would expect a mix of districts, some strongly partisan districts, some moderately reliable districts, and some tossups – but each party would have a roughly similar mix. If one party has a smaller number of victories with larger margins of victory that the other party, this is an indication that one party is being disfavored over the other in the map. This pattern of outcomes can be quantified by sorting the districts into two groups, by winning party. Each party's winning vote share can then be compared to see if one party has significantly higher margin of victories than the other.[26] The following is an example of how this is calculated:

[25] Both the efficiency gap and the mean-median difference have been used to evaluate computer simulated alternative redistricting maps for comparative purposes in partisan gerrymandering challenges. Election results for select statewide elections were reconfigured to determine how the candidates in these elections would have fared in the alternative districts.

[26] This measure was first discussed in Sam Wang, "Three Tests for Practical Evaluation of Partisan Gerrymandering," *Stanford Law Journal*, 16, June 2016. Available at: https://www.stanfordlawreview.org/print/article/three-tests-for-practical-evaluation-of-partisan-gerrymandering/)

RECEIVED by MSC 1/18/2022 10:30:24 PM

				Percent of Votes			Party Wins	
District	Party A	Party B	Total Votes	Party A	Party B		Party A	Party B
1	279	120	399	69.9%	30.1%		69.9%	
2	172	198	370	46.5%	53.5%			53.5%
3	167	192	359	46.5%	53.5%			53.5%
4	148	212	360	41.1%	58.9%			58.9%
5	185	180	365	50.7%	49.3%		50.7%	
6	139	193	332	41.9%	58.1%			58.1%
7	169	201	370	45.7%	54.3%			54.3%
8	179	206	385	46.5%	53.5%			53.5%
9	234	99	333	70.3%	29.7%		70.3%	
10	178	199	377	47.2%	52.8%			52.8%
TOTAL	**1850**	**1800**	**3650**	**50.7%**	**49.3%**		**63.6%**	**54.9%**

Party A in the example is winning districts with a much higher average vote (63.6%) than Party B (54.9%) – and the difference between the two percentages is 8.7 (63.6 – 54.9). This indicates that Party A supporters are packed into a few districts that it wins by large margins. Party B, on the other hand, is winning substantially more districts with substantially lower vote margins.

B. Mean-Median Difference

Comparing a dataset's mean and median is a common statistical analysis used to assess how skewed the dataset is – if the dataset is balanced, the mean will be very close in value to its median. As a dataset becomes more skewed, the mean and median begin to diverge; looking at the difference between the two can be used determine the extent to which the data is skewed.

Based on this principle, the mean-median district vote share difference compares a party's mean district vote share to its median district vote share:[27]

- Mean = average party vote share across all districts
- Median = party vote share in the median district when districts are sorted on share of party vote

[27] This approach to ascertaining political bias in redistricting maps was proposed by Michael D. McDonald and Robin Best in "Unfair Partisan Gerrymanders in Politics and Law: A Diagnostic Applied to Six Cases," *Election Law Journal* 14(4), 2015 (available at: https://www.liebertpub.com/doi/abs/10.1089/elj.2015.0358). It was further quantified by Wang (see full citation above).

RECEIVED by MSC 1/18/2022 10:30:24 PM

The difference between the mean and median vote shares provides a measure of whether the redistricting map produces skewed election results. The following is an example of how this is calculated:

Party A	Percentages
	41.1%
	41.9%
	45.7%
	46.5%
	46.5%
	46.5%
	47.2%
	50.7%
	69.9%
	70.3%
District median percentage	46.5%
Statewide mean percentage	50.7%
Mean-Median Difference	4.2%

In this example, Party A received 50.7% of the statewide vote. Party A's median vote share (46.5%) is 4.2% lower than its mean vote share of 50.7%. This indicates that Party A must win more districts than Party B to win half of the seats – the redistricting map in skewed in favor of Party B. In fact, Party A would have had to win 54.2% (50.0 + 4.2) of the statewide vote to win 50% of the seats.

C. Efficiency Gap

This measure, introduced by University of Chicago law professor Nick Stephanopoulos and Public Policy Institute of California research fellow Eric McGhee, looks at the number of "wasted votes" across districts.[28]

In any election, nearly 50 percent of votes are wasted: all votes cast for a losing candidate, and any votes cast for a winning candidate beyond the threshold needed to win (50 percent in a two-candidate contest). In a hypothetical map with perfect partisan symmetry, both

[28] Nicholas O. Stephanopoulos and Eric M. McGhee, "Partisan Gerrymandering and the Efficiency Gap," *University of Chicago Law Review*: Vol. 82 (2), 2015. Available at: https://chicagounbound.uchicago.edu/uclrev/vol82/iss2/4.

RECEIVED by MSC 1/18/2022 10:30:24 PM

parties would waste the same number of votes. A large difference between the parties' wasted votes indicates one party is treated more favorably than the other by the redistricting map. This is because the plan packs and cracks one party's supporters more than the other party's supporters.

The efficiency gap is calculated by taking one party's total wasted votes in an election, subtracting the other party's total wasted votes, and dividing this by the total number of votes cast. It captures in a single number the extent to which district lines waste the two parties votes unequally.

$$\text{Efficiency Gap} = \frac{[\text{Party A wasted votes}] - [\text{Party B wasted votes}]}{\text{total number of votes cast statewide}}$$

Example:

				Lost Votes		minimum	Surplus Votes		Total Wasted Votes	
District	Party A	Party B	Total Votes	Party A	Party B	to win	Party A	Party B	Party A	Party B
1	279	120	399	0	120	200	79	0	79	120
2	172	198	370	172	0	185	0	13	172	13
3	167	192	359	167	0	180	0	12	167	12
4	148	212	360	148	0	180	0	32	148	32
5	185	180	365	0	180	183	2	0	2	180
6	139	193	332	139	0	166	0	27	139	27
7	169	201	370	169	0	185	0	16	169	16
8	179	206	385	179	0	193	0	13	179	13
9	234	99	333	0	99	167	67	0	67	99
10	178	199	377	178	0	189	0	10	178	10
TOTAL	1850	1800	3650	1152	399		148	123	1300	522

In this example, supporters of Party A cast 1152 votes for losing candidates and 148 surplus votes – votes beyond what was necessary to elect Party A candidates. Supporters of Party B, on the other hand, cast only 399 of their votes for losing candidates and 522 surplus votes. Adding together these two sets of votes, Party A had a total of 1300 wasted votes; Party B had a total of only 522 votes. The efficiency gap is therefore calculated as 21.3% (1300-522/3650 = 778/3650 = .213). This efficiency gap in favor of Party B can be interpreted as the percentage of seats Party B won above what would be expected in a politically fair or neutral map.

D. Court Acceptance of these Measures

These three measures have all been developed within the last decade and therefore do not have a long history of consideration by the courts. However, they have been introduced recently

RECEIVED by MSC 1/18/2022 10:30:24 PM

in the context of partisan gerrymandering challenges. While recognizing each of the measures have some disadvantages, the courts in each instance relied on these measures (in addition to other measures introduced) to find the plans before them were politically biased towards one of the political parties at the expense of the other.[29]

RECEIVED by MSC 1/18/2022 10:30:24 PM

[29] Examples of court cases relying on at least one of the measures of political fairness described in this report include*: League of Women Voters of Michigan v. Benson*, in which the federal court held the congressional and state legislative plans in Michigan to be an unconstitutional gerrymander; *Ohio A. Philip Randolph Institute v. Householder*, which held the Ohio congressional map to be an unconstitutional partisan gerrymander; *League of Women Voters of Pennsylvania v. Commonwealth of Pennsylvania* in which the State Supreme Court held the Pennsylvania congressional districts to be in violation of the Pennsylvania Constitution; *Whitford v. Gill* in which the federal court determined the Wisconsin state assembly districts were unconstitutional; *Common Cause v. Rucho* in which the federal court found the North Carolina congressional district plan adopted in 2016 was an unconstitutional partisan gerrymander. This North Carolina decision, along with the Maryland case, *Lamone v. Benisek*, was later overturned by the U.S. Supreme Court on unrelated grounds, but grounds that served to moot all of the federal decisions discussed above. However, in a separate challenge before the North Carolina Superior Court, *Common Cause v. Lewis*, the court held that the state legislative districts violated the North Carolina State Constitution.

RECEIVED by MSC 1/18/2022 10:30:24 PM

APPENDIX A

Statewide				Estimates for Black Voters				Estimates for White Voters			
	Party	Race	Vote	HP	ER	EI 2x2	EI RxC	HP	ER	EI 2x2	EI RxC
2012 General											
U.S. President											
Barack Obama	D	AA	54.2%	98.6	106.5	99.2	97.8	44.0	42.7	43.3	44.5
Mitt Romney	R	W	44.7%	1.2	-6.6	0.4	1.2	54.8	55.9	55.3	54.6
others				0.2	0.2	1.1	1.1	1.3	13.8	1.2	1.0
votes for office				*62.1*	*57.3*	*59.1*	*59.1*	*69.2*	*66.1*	*68.1*	*68.1*
U.S. Senate											
Debbie Stabenow	D	W	58.8%	97.3	103.8	99.2	96.8	50.1	49.4	49.1	50.6
Peter Hoekstra	R	W	38.0%	1.2	-5.3	0.5	1.1	46.5	46.9	46.9	46.2
others				1.5	1.5	1.7	2.0	3.4	3.7	3.6	3.2
votes for office				*61.6*	*56.9*	*58.8*	*58.8*	*68.0*	*64.9*	*66.9*	*66.9*
2014 General											
Governor											
Mark Schauer	D	W	46.9%	94.4	101.3	97.4	95.7	38.7	37.1	36.2	38.4
Rick Snyder	R	W	50.9%	4.8	-2.2	2.1	2.5	58.9	60.2	61.3	59.4
others				0.8	0.8	1.4	1.8	2.4	2.7	2.5	2.1
votes for office				*36.9*	*31.6*	*35.1*	*35.1*	*49.6*	*46.7*	*49.1*	*49.1*
Secretary of State											
Godfrey Dillard	D	AA	42.9%	94.4	102.0	97.6	95.8	33.8	31.9	31.3	33.5
Ruth Johnson	R	W	53.5%	4.2	-3.3	1.5	2.1	62.3	63.9	64.7	62.9
others				1.4	1.3	1.2	2.1	3.9	4.3	4.0	3.6
votes for office				*36.5*	*31.3*	*34.8*	*34.8*	*48.3*	*45.4*	*47.8*	*47.8*
Attorney General											
Mark Totten	D	W	44.2%	93.3	101.3	97.0	95.2	34.7	32.8	33.0	35.0
Bill Schuette	R	W	52.1%	5.2	-2.9	2.1	2.5	61.3	62.8	62.9	61.2
others				1.5	1.6	1.2	2.2	4.0	4.4	4.1	3.8
votes for office				*36.4*	*31.2*	*34.6*	*34.6*	*48.3*	*45.5*	*47.8*	*47.8*

RECEIVED by MSC 1/18/2022 10:30:24 PM

Statewide				Estimates for Black Voters				Estimates for White Voters			
	Party	Race	Vote	HP	ER	EI 2x2	EI RxC	HP	ER	EI 2x2	EI RxC
U.S. Senate											
Gary Peters	D	W	54.6%	96.8	103.9	99.1	96.5	46.2	44.8	45.1	47.3
Terry Lynn Land	R	W	41.3%	2.0	-5.0	0.5	1.6	49.4	50.3	50.2	48.5
others				1.2	1.1	1.0	2.0	4.5	4.8	4.6	4.2
votes for office				*36.8*	*31.5*	*35.0*	*35.0*	*48.9*	*46.1*	*48.5*	*48.5*
2016 General											
U.S. President											
Hillary Clinton	D	W	47.3%	96.8	106.3	98.9	97.3	33.6	30.2	32.0	34.3
Donald Trump	R	W	47.5%	2.0	-7.4	0.3	1.1	61.0	63.9	61.6	60.0
others				1.2	1.2	0.8	1.6	5.4	6.0	6.2	5.7
votes for office				*58.9*	*53.6*	*54.1*	*54.1*	*68.2*	*65.8*	*67.2*	*67.2*
2018 General											
Governor											
Whitmer/Gilchrist	D	W/AA	53.3%	95.6	104.3	98.6	95.3	41.1	38.9	40.6	44.8
Schuette/Lyons	R	W/W	43.8%	2.5	-6.4	0.6	1.8	56.0	57.9	56.2	52.8
others				1.9	2.1	2.6	2.9	2.9	3.2	2.9	2.5
votes for office				*36.6*	*31.6*	*35.2*	*35.2*	*61.9*	*61.7*	*63.3*	*63.3*
Secretary of State											
Jocelyn Benson	D	W	52.9%	95.7	104.7	98.7	95.6	40.1	38.0	39.9	43.9
Mary Treder Lang	R	W	44.0%	2.4	-6.6	0.6	1.8	56.5	58.3	56.4	53.1
others				1.9	1.9	1.7	2.7	3.4	3.7	3.5	2.9
votes for office				*36.4*	*31.6*	*35.1*	*35.1*	*60.9*	*60.7*	*62.2*	*62.2*
Attorney General											
Dana Nessel	D	W	49.0%	94.1	103.3	97.7	94.4	36.1	33.6	35.3	39.4
Tom Leonard	R	W	46.3%	2.4	-6.9	0.5	1.7	59.0	61.1	59.3	55.9
others				3.5	3.6	3.0	3.9	4.9	5.3	5.2	45.9
votes for office				*36.0*	*31.2*	*34.6*	*34.6*	*60.4*	*60.1*	*61.7*	*61.7*

RECEIVED by MSC 1/18/2022 10:30:24 PM

Statewide				Estimates for Black Voters				Estimates for White Voters			
	Party	Race	Vote	HP	ER	EI 2x2	EI RxC	HP	ER	EI 2x2	EI RxC
U.S. Senate											
Debbie Stabenow	D	W	52.3%	93.9	102.5	97.5	94.3	40.3	38.1	39.5	43.7
John James	R	AA	45.8%	3.8	-5.1	1.1	2.0	57.8	59.9	58.4	55.1
others				2.3	2.5	2.4	3.7	1.9	2.0	1.7	1.2
votes for office				*36.5*	*31.5*	*35.0*	*35.0*	*61.8*	*61.6*	*63.1*	*63.1*
2020 General											
U.S. President											
Joseph Biden	D	W	50.6%	95.4	105.0	98.4	96.2	37.0	34.7	36.9	40.0
Donald Trump	R	W	47.8%	3.8	-5.4	1.1	1.9	61.5	63.6	61.2	59.1
others				0.8	0.8	1.3	1.9	1.6	1.7	1.6	1.0
votes for office				*61.2*	*53.3*	*55.2*	*55.2*	*79.1*	*77.7*	*79.0*	*79.0*
U.S. Senate											
Gary Peters	D	W	49.9%	93.4	102.3	97.2	93.9	36.9	34.8	36.4	39.4
John James	R	AA	48.2%	3.8	-5.6	1.1	1.7	61.5	63.5	61.7	59.8
others				2.7	3.1	3.7	4.4	1.6	1.6	1.4	0.9
votes for office				*59.9*	*53.0*	*55.0*	*55.0*	*78.3*	*76.8*	*78.1*	*78.1*

RECEIVED by MSC 1/18/2022 10:30:24 PM

County: Genesee			Estimates for Black Voters				Estimates for White Voters			
	Party	Race	HP	ER	EI 2x2	EI RxC	HP	ER	EI 2x2	EI RxC
2012 General										
U.S. President										
Barack Obama	D	AA	99.0	107.0	99.5	97.6	52.9	52.7	52.8	53.7
Mitt Romney	R	W	0.7	-6.7	0.5	1.3	46.1	46.0	46.0	45.5
others			0.2	0.3	0.7	1.1	1.1	1.3	0.9	0.8
votes for office			*64.1*	*57.4*	*61.0*	*61.0*	*70.1*	*65.1*	*68.4*	*68.4*
U.S. Senate										
Debbie Stabenow	D	W	97.8	103.9	99.7	96.7	59.7	59.8	59.4	60.2
Peter Hoekstra	R	W	0.9	-5.3	0.5	1.3	36.7	36.3	36.5	35.2
others			1.3	1.3	1.1	2.0	3.6	3.9	3.8	32.2
votes for office			*63.7*	*57.3*	*60.7*	*60.7*	*69.2*	*64.4*	*67.5*	*67.5*
2014 General										
Governor										
Mark Schauer	D	W	97.1	104.2	99.3	95.8	50.7	50.5	49.5	51.8
Rick Snyder	R	W	2.0	-5.0	0.6	2.3	46.5	46.5	47.5	45.8
others			0.9	0.9	1.1	1.9	2.8	3.0	2.8	2.4
votes for office			*37.6*	*31.4*	*35.8*	*35.8*	*48.8*	*44.6*	*47.5*	*67.5*
Secretary of State										
Godfrey Dillard	D	AA	96.1	104.3	99.0	95.6	45.3	45.8	44.2	46.2
Ruth Johnson	R	W	2.6	-5.3	0.3	2.2	50.7	50.5	51.5	50.2
others			1.3	1.1	1.1	2.2	4.1	4.3	4.1	3.6
votes for office			*37.4*	*31.5*	*35.9*	*35.9*	*47.4*	*43.3*	*46.1*	*46.1*
Attorney General										
Mark Totten	D	W	95.2	103.4	98.7	95.6	44.2	43.9	43.3	45.2
Bill Schuette	R	W	3.7	-4.4	0.8	2.4	52.6	52.6	53.3	51.9
others			1.1	1.1	0.9	2.0	3.3	3.5	3.3	2.9
votes for office			*37.3*	*31.4*	*35.9*	*35.9*	*46.8*	*42.8*	*45.5*	*45.5*

RECEIVED by MSC 1/18/2022 10:30:24 PM

County: Genesee			Estimates for Black Voters				Estimates for White Voters			
	Party	Race	HP	ER	EI 2x2	EI RxC	HP	ER	EI 2x2	EI RxC
U.S. Senate										
Gary Peters	D	W	97.2	103.9	99.5	95.6	57.0	57.0	56.4	58.6
Terry Lynn Land	R	W	1.7	-4.8	0.6	2.2	38.7	38.3	39.0	37.5
others			1.2	0.9	0.8	2.2	4.3	4.6	4.4	3.9
votes for office			*37.6*	*31.5*	*36.1*	*36.1*	*48.3*	*44.3*	*47.1*	*47.1*
2016 General										
U.S. President										
Hillary Clinton	D	W	97.5	106.0	99.5	96.4	37.8	34.5	35.3	37.4
Donald Trump	R	W	1.5	-7.0	0.4	1.7	57.0	59.4	58.5	57.1
others			1.0	1.1	1.0	1.9	5.2	6.1	6.1	5.5
votes for office			*70.6*	*59.8*	*59.0*	*59.0*	*70.9*	*63.5*	*67.3*	*67.3*
2018 General										
Governor										
Whitmer/Gilchrist	D	W/AA	96.2	103.6	99.2	95.3	46.7	45.5	45.8	46.2
Schuette/Lyons	R	W/W	2.2	-5.5	0.2	2.0	50.5	50.9	50.5	50.8
others			1.6	1.9	1.7	2.7	2.8	3.6	3.2	3.0
votes for office			*54.2*	*43.5*	*45.1*	*45.1*	*62.6*	*57.0*	*59.8*	*59.8*
Secretary of State										
Jocelyn Benson	D	W	96.5	103.7	99.2	95.2	45.7	44.7	44.9	48.0
Mary Treder Lang	R	W	2.0	-5.8	0.3	2.0	50.9	51.2	50.8	48.7
others			1.5	2.1	1.4	2.8	3.4	4.2	3.7	3.4
votes for office			*53.9*	*43.5*	*44.9*	*44.9*	*61.3*	*55.7*	*58.6*	*58.6*
Attorney General										
Dana Nessel	D	W	94.5	102.3	98.6	94.1	39.9	37.6	37.9	41.1
Tom Leonard	R	W	2.3	-5.8	0.6	2.0	55.3	56.3	55.9	53.7
others			3.2	3.5	3.8	3.9	47.7	6.0	5.1	5.1
votes for office			*53.7*	*43.2*	*44.6*	*44.6*	*61.0*	*55.6*	*58.4*	*58.4*

RECEIVED by MSC 1/18/2022 10:30:24 PM

County: Genesee			Estimates for Black Voters				Estimates for White Voters			
	Party	Race	HP	ER	EI 2x2	EI RxC	HP	ER	EI 2x2	EI RxC
U.S. Senate										
Debbie Stabenow	D	W	95.3	103.2	98.9	95.2	43.8	42.6	42.8	45.8
John James	R	AA	3.0	-5.3	0.7	2.1	54.3	54.8	54.6	52.6
others			1.7	2.2	1.7	2.8	1.9	2.6	1.8	1.6
votes for office			*54.2*	*43.8*	*45.1*	*45.1*	*62.4*	*56.8*	*59.6*	*59.6*
2020 General										
U.S. President										
Joseph Biden	D	W	96.5	104.4	99.3	96.1	39.9	37.7	38.6	42.1
Donald Trump	R	W	3.0	-5.1	0.5	2.1	58.7	60.5	59.6	56.7
others			0.5	0.7	0.9	1.8	1.4	1.8	1.8	1.2
votes for office			*67.3*	*54.8*	*53.0*	*53.0*	*81.5*	*75.4*	*79.6*	*79.6*
U.S. Senate										
Gary Peters	D	W	95.1	103.0	98.9	95.0	41.1	39.7	40.1	43.5
John James	R	AA	3.2	-5.3	0.7	1.8	57.4	58.4	57.6	55.5
others			1.7	2.1	2.7	3.2	1.6	2.0	1.5	1.1
votes for office			*67.1*	*54.8*	*56.6*	*56.6*	*80.6*	*74.4*	*78.7*	*78.7*

RECEIVED by MSC 1/18/2022 10:30:24 PM

County: Saginaw			Estimates for Black Voters				Estimates for White Voters			
	Party	Race	HP	ER	EI 2x2	EI RxC	HP	ER	EI 2x2	EI RxC
2012 General										
U.S. President										
Barack Obama	D	AA		114.3	99.5	95.7	41.6	39.2	41.1	42.9
Mitt Romney	R	W		-14.8	0.4	2.5	57.0	59.1	57.1	55.9
others				0.2	0.6	1.8	1.5	1.7	1.7	1.2
votes for office				*56.7*	*56.2*	*56.2*	*71.4*	*69.5*	*70.3*	*70.3*
U.S. Senate										
Debbie Stabenow	D	W		111.0	99.5	95.4	51.0	49.0	50.1	52.3
Peter Hoekstra	R	W		-11.6	0.7	2.2	46.0	47.6	46.3	44.9
others				0.7	0.0	2.4	2.9	3.3	3.3	2.8
votes for office				*56.3*	*55.7*	*55.7*	*69.9*	*67.7*	*68.7*	*68.7*
2014 General										
Governor										
Mark Schauer	D	W		11.2	99.6	94.1	41.1	38.4	39.1	42.2
Rick Snyder	R	W		-12.3	0.5	3.0	56.3	58.9	58.1	55.7
others				1.0	0.7	2.8	2.6	2.7	2.6	2.1
votes for office				*31.1*	*32.7*	*32.7*	*51.5*	*49.9*	*50.8*	*50.8*
Secretary of State										
Godfrey Dillard	D	AA		111.3	99.2	94.4	35.3	32.6	33.5	36.3
Ruth Johnson	R	W		-12.5	0.5	2.8	60.5	63.0	62.0	59.9
others				1.1	0.9	2.8	4.2	4.5	4.4	3.8
votes for office				*31.4*	*32.6*	*32.6*	*49.9*	*48.4*	*49.2*	*49.2*
Attorney General										
Mark Totten	D	W		110.7	98.6	94.1	32.1	28.9	29.8	32.6
Bill Schuette	R	W		-12.1	0.5	2.9	65.2	68.2	67.2	65.1
others				1.3	1.1	3.0	2.7	3.0	2.9	23.3
votes for office				*31.0*	*32.4*	*32.4*	*50.8*	*49.3*	*50.1*	*50.1*

RECEIVED by MSC 1/18/2022 10:30:24 PM

County: Saginaw			Estimates for Black Voters				Estimates for White Voters			
	Party	Race	HP	ER	EI 2x2	EI RxC	HP	ER	EI 2x2	EI RxC
U.S. Senate										
Gary Peters	D	W		110.3	99.5	94.1	48.3	46.7	47.6	50.6
Terry Lynn Land	R	W		-10.6	0.7	3.0	47.8	49.2	47.9	45.8
others				0.5	0.4	2.9	3.9	4.3	4.2	3.5
votes for office				*31.2*	*32.7*	*32.7*	*50.8*	*49.2*	*50.1*	*50.1*
2016 General										
U.S. President										
Hillary Clinton	D	W		116.7	99.6	95.0		25.1	28.1	30.6
Donald Trump	R	W		-17.2	0.5	2.5		69.0	66.1	64.0
others				0.4	0.0	2.5		5.8	5.6	5.4
votes for office				*55.5*	*52.3*	*52.3*		*69.0*	*70.2*	*70.2*
2018 General										
Governor										
Whitmer/Gilchrist	D	W/AA		112.4	99.4	93.6		34.8	36.4	40.9
Schuette/Lyons	R	W/W		-14.2	0.6	2.9		62.4	60.3	56.9
others				1.8	1.6	3.5		2.8	2.5	2.2
votes for office				*38.9*	*37.7*	*37.7*		*61.5*	*63.0*	*63.0*
Secretary of State										
Jocelyn Benson	D	W		113.3	99.6	93.7		33.6	35.4	39.2
Mary Treder Lang	R	W		-14.9	0.6	3.2		62.8	60.6	57.7
others				3.5	1.2	3.1		3.6	3.3	3.0
votes for office				*39.7*	*38.0*	*38.0*		*60.0*	*61.4*	*61.4*
Attorney General										
Dana Nessel	D	W		112.5	99.0	93.4		27.6	29.0	33.3
Tom Leonard	R	W		-15.5	0.5	2.6		66.8	64.6	61.7
others				3.0	2.1	4.0		5.6	5.5	5.0
votes for office				*38.7*	*37.6*	*37.6*		*59.7*	*61.0*	*61.0*

RECEIVED by MSC 1/18/2022 10:30:24 PM

County: Saginaw			Estimates for Black Voters				Estimates for White Voters			
	Party	Race	HP	ER	EI 2x2	EI RxC	HP	ER	EI 2x2	EI RxC
U.S. Senate										
Debbie Stabenow	D	W		110.6	99.3	93.5		33.7	34.6	39.3
John James	R	AA		-13.0	0.8	2.9		64.5	63.0	59.6
others				2.4	2.2	3.6		1.8	1.8	1.2
votes for office				*39.2*	*37.8*	*37.8*		*61.5*	*62.8*	*62.8*
2020 General										
U.S. President										
Joseph Biden	D	W		114.2	99.0	95.3		29.3	32.0	36.3
Donald Trump	R	W		-14.9	0.6	2.7		69.0	66.2	62.6
others				0.6	1.1	2.0		1.6	1.5	1.1
votes for office				*50.7*	*48.6*	*48.6*		*78.3*	*79.6*	*79.6*
U.S. Senate										
Gary Peters	D	W		112.5	99.5	93.8		31.1	33.1	37.5
John James	R	AA		-14.7	0.6	3.0		67.3	65.0	61.6
others				2.1	2.8	3.2		1.5	1.2	0.9
votes for office				*50.7*	*48.4*	*48.4*		*77.2*	*78.7*	*78.7*

RECEIVED by MSC 1/18/2022 10:30:24 PM

County: Oakland			Estimates for Black Voters				Estimates for White Voters			
	Party	Race	HP	ER	EI 2x2	EI RxC	HP	ER	EI 2x2	EI RxC
2012 General										
U.S. President										
Barack Obama	D	AA	98.2	111.7	99.4	95.7	43.9	39.5	40.7	42.1
Mitt Romney	R	W	1.6	-11.8	0.5	2.3	55.0	59.4	58.1	57.2
others			0.3	0.2	1.7	2.1	1.1	1.1	1.0	0.6
votes for office			*78.9*	*69.2*	*68.9*	*68.2*	*75.7*	*74.8*	*75.7*	*75.7*
U.S. Senate										
Debbie Stabenow	D	W	97.3	110.5	99.1	95.8	48.4	44.5	45.7	47.6
Peter Hoekstra	R	W	1.6	-11.4	0.0	1.9	47.9	51.8	50.3	49.2
others			1.1	0.9	0.8	2.3	3.7	3.7	3.5	3.2
votes for office			*78.3*	*69.2*	*67.8*	*67.8*	*74.0*	*73.0*	*74.0*	*74.0*
2014 General										
Governor										
Mark Schauer	D	W	94.5	108.9	99.1	94.8	33.9	27.9	28.2	30.6
Rick Snyder	R	W	5.0	-9.5	0.8	2.8	64.1	70.1	69.8	68.1
others			0.5	1.9	1.0	2.5	2.0	2.0	1.9	1.3
votes for office			*51.5*	*44.4*	*46.3*	*46.3*	*54.5*	*53.6*	*54.6*	*54.6*
Secretary of State										
Godfrey Dillard	D	AA	93.3	109.7	99.1	94.6	29.1	23.5	24.3	26.4
Ruth Johnson	R	W	5.4	-9.5	0.4	2.7	67.9	73.5	72.7	71.4
others			1.3	1.9	1.2	2.7	2.9	3.0	2.7	2.2
votes for office			*51.1*	*44.4*	*45.9*	*45.9*	*53.2*	*52.1*	*53.1*	*53.1*
Attorney General										
Mark Totten	D	W	93.0	107.5	98.8	94.1	35.0	30.1	30.3	32.9
Bill Schuette	R	W	5.6	-8.8	0.8	3.0	61.3	66.2	65.9	64.0
others			1.4	1.3	1.5	2.9	3.7	3.7	3.5	3.1
votes for office			*51.1*	*44.2*	*45.8*	*45.8*	*52.7*	*51.7*	*52.6*	*52.6*

RECEIVED by MSC 1/18/2022 10:30:24 PM

County: Oakland			Estimates for Black Voters				Estimates for White Voters			
	Party	Race	HP	ER	EI 2x2	EI RxC	HP	ER	EI 2x2	EI RxC
U.S. Senate										
Gary Peters	D	W	96.8	110.6	99.4	95.0	46.9	43.0	44.0	46.7
Terry Lynn Land	R	W	2.0	-10.9	0.0	2.4	48.7	52.6	51.5	49.7
others			1.2	0.3	0.5	2.6	4.4	4.4	4.4	3.6
votes for office			*51.5*	*44.7*	*46.5*	*46.5*	*53.7*	*53.7*	*53.7*	*53.7*
2016 General										
U.S. President										
Hillary Clinton	D	W	95.2	108.8	99.4	95.1	36.0	34.2	34.3	39.1
Donald Trump	R	W	3.4	-9.7	0.8	2.4	58.6	59.8	59.6	55.8
others			1.4	0.7	0.1	2.5	5.4	6.0	6.0	5.1
votes for office			*73.0*	*61.1*	*65.6*	*65.6*	*74.6*	*72.4*	*73.5*	*73.5*
2018 General										
Governor										
Whitmer/Gilchrist	D	W/AA	95.3	107.6	99.3	94.1	44.2	42.4	42.2	47.4
Schuette/Lyons	R	W/W	3.5	-9.0	0.7	2.7	53.3	55.0	54.6	50.7
others			1.2	1.3	1.4	3.3	2.5	2.6	2.6	1.9
votes for office			*62.5*	*51.6*	*53.2*	*53.2*	*69.6*	*68.2*	*68.8*	*68.8*
Secretary of State										
Jocelyn Benson	D	W	95.2	108.1	99.1	94.2	44.3	42.4	42.3	47.5
Mary Treder Lang	R	W	3.4	-9.4	0.7	2.7	53.0	54.7	54.5	50.5
others			1.4	1.3	1.3	3.1	2.7	2.8	2.6	2.0
votes for office			*62.1*	*51.5*	*53.1*	*53.1*	*68.7*	*67.1*	*67.7*	*67.7*
Attorney General										
Dana Nessel	D	W	93.8	107.3	99.2	93.8	40.2	37.9	37.5	43.0
Tom Leonard	R	W	3.5	-9.7	0.6	2.6	55.4	96.8	57.5	53.0
others			2.7	2.4	2.0	3.6	4.4	0.5	4.4	4.0
votes for office			*61.4*	*50.7*	*52.5*	*52.5*	*67.9*	*66.4*	*67.0*	*67.0*

RECEIVED by MSC 1/18/2022 10:30:24 PM

County: Oakland			Estimates for Black Voters				Estimates for White Voters			
	Party	Race	HP	ER	EI 2x2	EI RxC	HP	ER	EI 2x2	EI RxC
U.S. Senate										
Debbie Stabenow	D	W	93.8	106.5	98.7	93.0	42.7	41.1	40.9	45.5
John James	R	AA	4.8	-8.4	0.8	2.8	55.9	57.5	57.5	53.6
others			1.5	1.7	1.6	4.2	1.4	1.4	1.5	0.9
votes for office			*62.5*	*51.5*	*53.2*	*53.2*	*69.5*	*68.1*	*68.7*	*68.7*
2020 General										
U.S. President										
Joseph Biden	D	W	94.2	105.1	99.0	93.4	42.0	41.6	41.2	45.9
Donald Trump	R	W	5.3	-5.7	1.3	3.6	56.4	56.8	57.2	53.1
others			0.6	1.6	1.7	3.0	1.5	1.6	1.6	1.0
votes for office			*76.1*	*64.6*	*71.6*	*71.6*	*85.7*	*84.9*	*86.4*	*86.4*
U.S. Senate										
Gary Peters	D	W	93.1	104.5	98.8	92.1	40.7	39.9	39.4	43.5
John James	R	AA	5.2	-6.7	0.8	2.9	57.9	58.9	59.3	55.7
others			1.8	2.2	2.2	5.0	1.4	1.2	1.2	0.8
votes for office			*75.7*	*64.7*	*71.4*	*71.4*	*84.8*	*84.1*	*85.4*	*85.4*

RECEIVED by MSC 1/18/2022 10:30:24 PM

County: Wayne			Estimates for Black Voters				Estimates for White Voters			
	Party	Race	HP	ER	EI 2x2	EI RxC	HP	ER	EI 2x2	EI RxC
2012 General										
U.S. President										
Barack Obama	D	AA	98.6	102.2	99.5	99.0	51.1	51.2	51.1	51.9
Mitt Romney	R	W	1.2	-2.4	0.5	0.6	48.0	47.8	47.7	47.3
others			0.2	0.2	0.3	0.4	0.9	1.1	0.9	0.8
votes for office			*61.3*	*58.3*	*60.4*	*60.4*	*68.9*	*63.4*	*65.7*	*65.7*
U.S. Senate										
Debbie Stabenow	D	W	97.3	100.2	98.9	98.1	56.8	57.2	56.6	57.6
Peter Hoekstra	R	W	1.2	-1.6	0.4	0.6	39.6	38.8	39.1	38.6
others			1.5	1.5	1.5	1.3	3.6	4.0	4.0	3.8
votes for office			*60.8*	*57.8*	*59.9*	*59.9*	*67.6*	*62.1*	*64.4*	*64.4*
2014 General										
Governor										
Mark Schauer	D	W	94.2	97.8	96.4	96.5	41.1	41.2	39.2	41.3
Rick Snyder	R	W	5.0	1.4	2.9	2.6	56.9	56.3	58.4	56.6
others			0.8	0.8	0.7	0.9	2.0	2.5	2.3	2.0
votes for office			*36.3*	*33.0*	*35.8*	*35.8*	*50.7*	*44.1*	*47.7*	*47.7*
Secretary of State										
Godfrey Dillard	D	AA	94.3	98.4	96.7	96.8	36.8	36.6	35.0	36.8
Ruth Johnson	R	W	4.3	0.3	2.1	1.9	59.7	59.2	61.2	59.6
others			1.4	1.4	1.3	1.3	3.4	4.1	3.8	3.6
votes for office			*35.9*	*32.7*	*35.5*	*35.5*	*49.0*	*42.5*	*46.1*	*46.1*
Attorney General										
Mark Totten	D	W	93.2	97.0	95.5	95.7	41.0	40.7	39.1	41.0
Bill Schuette	R	W	5.3	1.5	3.2	2.9	55.4	54.9	56.8	55.1
others			1.5	1.5	1.4	1.4	3.7	4.4	4.1	3.9
votes for office			*35.7*	*32.5*	*35.3*	*35.3*	*48.8*	*42.3*	*45.9*	*45.9*

RECEIVED by MSC 1/18/2022 10:30:24 PM

County: Wayne			Estimates for Black Voters				Estimates for White Voters			
	Party	Race	HP	ER	EI 2x2	EI RxC	HP	ER	EI 2x2	EI RxC
U.S. Senate										
Gary Peters	D	W	96.8	100.0	98.5	98.0	52.8	52.7	51.4	53.4
Terry Lynn Land	R	W	2.0	-1.1	0.6	1.0	42.7	42.0	43.4	41.8
others			1.2	1.1	1.0	1.1	4.5	5.3	5.0	4.7
votes for office			*36.2*	*32.9*	*35.7*	*35.7*	*49.8*	*43.2*	*46.8*	*46.8*
2016 General										
U.S. President										
Hillary Clinton	D	W	96.8	101.0	99.0	98.4	47.1	39.1	38.2	39.7
Donald Trump	R	W	2.0	-2.1	0.6	0.7	47.8	54.8	55.4	54.4
others			1.2	1.1	1.0	0.9	5.1	6.1	6.0	5.9
votes for office			*57.7*	*55.7*	*57.0*	*57.0*	*72.2*	*61.6*	*64.0*	*64.0*
2018 General										
Governor										
Whitmer/Gilchrist	D	W/AA	95.6	99.0	97.6	97.0	53.4	49.7	47.9	53.5
Schuette/Lyons	R	W/W	2.5	-1.0	0.9	1.1	44.6	47.3	49.1	44.0
others			2.0	2.0	2.1	1.9	2.0	3.0	2.8	2.5
votes for office			*33.9*	*30.9*	*33.2*	*33.2*	*67.2*	*59.8*	*63.2*	*63.2*
Secretary of State										
Jocelyn Benson	D	W	95.7	99.0	97.7	97.0	53.1	50.0	49.1	53.6
Mary Treder Lang	R	W	2.4	-1.0	1.0	1.1	44.7	46.8	48.5	43.6
others			2.0	2.0	2.0	1.8	2.2	3.2	3.2	2.8
votes for office			*33.7*	*30.8*	*33.1*	*33.1*	*66.2*	*58.8*	*62.2*	*62.2*
Attorney General										
Dana Nessel	D	W	94.1	97.7	96.3	95.5	49.6	45.6	43.6	49.4
Tom Leonard	R	W	2.4	-1.3	0.8	1.0	47.2	49.9	51.8	46.6
others			3.6	3.6	3.5	3.5	3.3	44.9	4.3	4.1
votes for office			*33.3*	*30.4*	*32.7*	*32.7*	*65.4*	*58.0*	*61.3*	*61.3*

RECEIVED by MSC 1/18/2022 10:30:24 PM

County: Wayne			Estimates for Black Voters				Estimates for White Voters			
	Party	Race	HP	ER	EI 2x2	EI RxC	HP	ER	EI 2x2	EI RxC
U.S. Senate										
Debbie Stabenow	D	W	93.8	97.1	95.9	95.8	52.4	48.9	47.1	52.3
John James	R	AA	3.8	0.4	1.9	1.5	46.5	49.4	52.2	46.5
others			2.4	2.5	2.4	2.7	1.1	1.7	1.4	1.3
votes for office			*33.7*	*30.8*	*33.1*	*33.1*	*67.2*	*59.6*	*63.1*	*63.1*
2020 General										
U.S. President										
Joseph Biden	D	W	95.4	99.0	97.9	97.5	53.3	45.9	44.5	47.5
Donald Trump	R	W	3.8	0.2	1.6	1.5	45.4	52.6	53.9	51.3
others			0.8	0.8	0.8	0.9	1.3	0.8	1.5	1.3
votes for office			*59.2*	*55.6*	*58.0*	*58.0*	*81.3*	*74.1*	*76.6*	*76.6*
U.S. Senate										
Gary Peters	D	W	93.3	967.0	95.3	95.2	51.7	46.6	44.4	47.2
John James	R	AA	3.8	0.3	1.7	1.6	47.0	52.1	53.7	51.5
others			2.8	3.0	2.9	3.2	1.3	1.9	1.8	1.4
votes for office			*58.9*	*55.3*	*57.8*	*57.8*	*80.6*	*73.0*	*75.6*	*75.6*

RECEIVED by MSC 1/18/2022 10:30:24 PM

2018 Democratic Primary for Governor				Estimates for Black Voters				Estimates for White Voters			
	Party	Race	Vote	HP	ER	EI 2x2	EI RxC	HP	ER	EI 2x2	EI RxC
STATEWIDE											
Abdul El-Sayed	D	ME	30.2%	21.0	24.2	23.5	26.0	25.7	27.1	30.2	28.5
Shri Thanedar	D	A	17.7%	42.5	44.2	42.2	39.0	15.8	12.9	10.8	9.4
Gretchen Whitmer	D	W	52.0%	36.5	31.6	33.5	35.0	58.6	60.0	59.4	62.0
votes for office				*23.0*	*22.5*	*24.5*	*24.5*	*13.9*	*12.0*	*14.0*	*14.0*
Genesee											
Abdul El-Sayed	D	ME	22.9%	16.5	18.6	17.9	21.0	22.3	24.8	24.2	23.5
Shri Thanedar	D	A	23.6%	46.0	49.9	47.2	43.4	15.7	13.6	13.3	11.5
Gretchen Whitmer	D	W	53.4%	37.5	31.6	34.5	35.7	62.0	61.6	61.9	65.1
votes for office				*26.9*	*23.4*	*25.9*	*25.9*	*15.5*	*13.3*	*14.8*	*14.8*
Saginaw											
Abdul El-Sayed	D	ME	22.2%		18.9	17.5	21.0		21.9	23.6	21.0
Shri Thanedar	D	A	24.7%		51.5	51.1	44.7		16.8	14.7	14.5
Gretchen Whitmer	D	W	53.1%		29.6	31.3	34.4		61.4	61.8	64.5
votes for office					*19.7*	*20.7*	*20.7*		*12.4*	*13.2*	*13.2*
Oakland											
Abdul El-Sayed	D	ME	32.5%	23.2	24.1	23.2	25.3	29.8	34.2	36.0	34.9
Shri Thanedar	D	A	13.4%	32.7	38.5	37.5	34.7	8.4	4.3	4.3	3.0
Gretchen Whitmer	D	W	54.1%	44.1	37.5	39.0	40.0	61.8	61.4	61.0	62.1
votes for office				*31.4*	*33.3*	*35.0*	*35.0*	*20.8*	*16.1*	*18.2*	*18.2*
Wayne											
Abdul El-Sayed	D	ME	32.0%	21.2	20.8	21.0	22.2	43.4	41.3	41.3	41.6
Shri Thanedar	D	A	24.3%	42.8	45.6	43.8	42.5	7.5	4.8	5.4	3.9
Gretchen Whitmer	D	W	43.7%	36.1	33.7	34.8	35.3	49.2	53.9	54.0	54.5
votes for office				*22.4*	*21.1*	*23.5*	*23.5*	*19.3*	*16.0*	*17.4*	*17.4*

RECEIVED by MSC 1/18/2022 10:30:24 PM

RECEIVED by MSC 1/18/2022 10:30:24 PM

APPENDIX B

Congressional District General Elections				Estimates for Black Voters				Estimates for White Voters			
	Party	Race	Vote	HP	ER	EI 2x2	EI RxC	HP	ER	EI 2x2	EI RxC
Congressional District 5											
2018 General											
Daniel Kildee	D	W	59.5%	96.2	104.4	99.1	95.0	48.4	46.5	47.5	50.5
Travis Wines	R	W	35.9%	1.3	-7.8	0.2	1.7	47.0	48.3	46.9	44.9
others				2.5	3.3	3.2	3.3	4.6	5.2	4.9	4.7
votes for office				*53.8*	*42.7*	*43.8*	*43.8*	*59.2*	*56.5*	*58.3*	*58.3*
2020 General											
Daniel Kildee	D	W	54.5%	95.4	105.2	99.0	95.0	41.6	39.6	41.0	44.2
Tim Kelly	R	W	41.8%	2.1	-8.4	0.6	1.6	54.8	56.3	54.4	52.3
others				2.6	3.2	3.0	3.4	3.6	4.1	3.9	3.5
votes for office				*67.1*	*54.5*	*54.5*	*54.5*	*76.6*	*73.8*	*76.0*	*76.0*
Congressional District 9											
2018 General											
Andy Levin	D	W	59.7%		95.2	98.2	71.5		50.2	48.9	55.7
Candius Stearns	R	W	36.8%		-3.5	0.3	62.9		47.5	47.4	43.2
others					8.4	9.4	22.2		2.4	2.3	1.1
votes for office					*17.9*	*17.5*	*17.5*		*66.2*	*66.4*	*66.4*
2020 General											
Andy Levin	D	W	57.7%		92.6	96.6	74.7		48.3	45.9	52.0
Charles Langworthy	R	W	38.4%		-0.6	0.5	5.6		48.8	50.0	46.7
others					7.9	8.1	19.7		3.0	2.7	1.3
votes for office					*37.9*	*27.6*	*27.6*		*80.2*	*82.7*	*82.7*
Congressional District 12											
2018 General											
Debbie Dingell	D	W	68.1%		91.9	97.3	75.5		58.4	57.5	63.3
Jeff Jones	R	W	28.9%		3.1	1.8	9.8		38.6	38.9	35.6
others					5.0	4.4	14.7		3.0	3.0	1.1
votes for office					*33.4*	*37.1*	*37.1*		*58.9*	*62.4*	*62.4*

RECEIVED by MSC 1/18/2022 10:30:24 PM

Congressional District General Elections				Estimates for Black Voters				Estimates for White Voters			
	Party	Race	Vote	HP	ER	EI 2x2	EI RxC	HP	ER	EI 2x2	EI RxC
2020 General											
Debbie Dingell	D	W	66.4%		91.2	95.9	75.3		56.4	55.3	58.7
Jeff Jones	R	W	30.7%		4.2	2.7	11.4		40.6	41.6	40.0
others					4.3	4.2	13.2		3.0	3.2	1.3
votes for office					*50.3*	*58.2*	*58.2*		*73.8*	*75.0*	*75.0*
Congressional District 13											
2018 General											
Rashida Tlaib	D	ME	84.2%	93.4	95.5	94.9	95.2		64.2	64.5	65.6
others				6.6	4.5	5.4	4.8		35.7	35.7	34.4
votes for office				*32.5*	*32.3*	*34.7*	*34.7*		*39.1*	*41.3*	*41.3*
2020 General											
Rashida Tlaib	D	ME	78.1%	94.6	97.8	96.5	96.1		46.5	47.0	46.9
David Dudenhoefer	R	W	18.7%	2.7	-0.4	1.1	1.2		49.2	48.7	49.0
others				2.7	2.7	2.6	2.7		4.4	4.2	4.1
votes for office				*587.0*	*57.5*	*60.0*	*60.0*		*59.0*	*61.1*	*61.1*
Congressional District 14											
2018 General											
Brenda Lawrence	D	AA	80.9%	96.3	99.3	98.1	96.7	40.8	51.3	52.3	61.1
Marc Herschfus	R	W	17.3%	1.7	-1.4	0.5	1.6	58.1	46.9	40.9	36.9
others				2.0	2.1	1.8	1.7	1.1	1.8	2.2	2.1
votes for office				*36.1*	*33.8*	*40.0*	*40.0*	*74.3*	*72.6*	*74.5*	*74.5*
2020 General											
Brenda Lawrence	D	AA	79.3%	95.0	97.9	96.6	96.5	41.6	49.3	50.3	55.6
Robert Vance Patrick	R	W	18.3%	2.6	-0.3	0.9	1.3	56.4	48.2	47.5	41.7
others				2.4	2.5	2.2	2.2	2.0	2.5	2.4	2.6
votes for office				*59.9*	*57.4*	*61.7*	*61.7*	*90.7*	*85.0*	*86.3*	*86.3*

RECEIVED by MSC 1/18/2022 10:30:24 PM

2018 General: State Senate Districts				Estimates for Black Voters				Estimates for White Voters			
	Party	Race	Vote	HP	ER	EI 2x2	EI RxC	HP	ER	EI 2x2	EI RxC
District 1 (Wayne)											
Stephanie Chang	D	A	72.0%	91.3	97.8	94.1	93.2	47.2	49.0	48.8	53.3
Pauline Montie	R	W	24.2%	2.1	-4.2	0.8	1.1	51.0	49.4	48.6	44.6
others			3.8%	6.1	6.4	6.3	5.6	1.8	1.6	1.6	2.1
votes for office				*33.3*	*27.8*	*31.0*	*31.0*	*66.6*	*54.7*	*57.3*	*57.3*
District 2 (Wayne)											
Adam Hollier	D	AA	75.7%	96.4	99.5	98.0	97.9	37.7	47.7	46.5	52.8
Lisa Papas	R	W	24.3%	3.6	0.5	2.0	2.1	62.3	52.2	53.4	47.2
votes for office				*31.3*	*28.0*	*30.9*	*30.9*	*74.1*	*69.6*	*73.3*	*73.3*
District 3 (Wayne)											
Sylvia Santana	D	AA	81.8%	94.2	95.6	95.4	95.6	78.8	67.9	64.4	66.3
Kathy Stecker	R	W	15.3%	2.5	1.1	1.5	1.3	18.9	29.3	32.6	31.0
others			2.9%	3.9	3.3	3.3	3.1	2.3	2.8	2.7	2.7
votes for office				*30.7*	*29.2*	*30.0*	*30.0*	*38.7*	*42.8*	*45.4*	*45.4*
District 4 (Wayne)											
Marshall Bullock	D	AA	78.3%		97.0	100.2	98.7		45.3	46.1	51.1
Angela Savino	R	W	21.7%		3.0	-0.1	1.3		54.7	53.9	48.9
votes for office				*32.4*	*30.6*	*32.2*	*32.2*		*50.2*	*51.2*	*51.2*
District 5 (Wayne)											
Betty Jean Alexander	D	AA	77.4%	93.4	95.5	95.4	95.3		49.9	48.9	50.7
DeShawn Wilkins	R	AA	18.2%	3.3	1.2	1.6	1.6		43.7	44.5	43.1
others			4.4%	3.3	3.3	3.2	3.1		6.4	6.5	6.2
votes for office				*34.9*	*36.2*	*39.4*	*39.4*		*44.2*	*44.1*	*44.1*
District 6 (Wayne)											
Erika Geiss	D	AA	61.4%		107.3	99.4	92.8		42.6	43.8	47.8
Brenda Jones	R	AA	38.7%		-7.2	0.5	7.2		57.4	56.4	52.3
votes for office					*38.3*	*35.9*	*35.9*		*50.0*	*52.9*	*52.9*

RECEIVED by MSC 1/18/2022 10:30:24 PM

2018 General: State Senate Districts				Estimates for Black Voters				Estimates for White Voters			
	Party	Race	Vote	HP	ER	EI 2x2	EI RxC	HP	ER	EI 2x2	EI RxC
District 11 (Oakland)											
Jeremy Moss	D	W	76.7%		99.0	99.2	96.3	80.9	60.2	56.9	60.2
Boris Tuman	R	W	20.9%		0.0	0.4	2.0	17.5	36.0	39.2	36.6
others			12.4%		1.0	1.0	1.7	1.6	3.7	3.8	3.2
votes for office					*60.6*	*63.4*	*63.4*	*83.7*	*59.9*	*60.1*	*60.1*
District 12 (Oakland)											
Rosemary Bayer	D	W	49.4%		122.0	99.6	87.9		33.2	33.3	42.1
Michael D. McCready	R	W	48.6%		-23.8	0.6	4.6		64.9	64.2	56.7
others			2.0%		1.7	2.0	7.4		2.0	2.0	1.2
votes for office					*14.5*	*25.6*	*25.6*		*75.1*	*74.4*	*74.4*
District 27 (Genesee)											
Jim Ananich	D	W	71.2%	97.6	103.0	99.3	97.7	53.9	53.3	54.2	55.6
Donna Kekesis	R	W	28.8%	2.4	-3.0	0.7	2.3	46.1	46.7	45.8	44.4
votes for office				*53.7*	*46.5*	*50.5*	*50.5*	*58.7*	*46.9*	*49.9*	*49.9*
District 32 (Genesee and Saginaw)											
Phil Phelps	D	W	44.5%		113.0	99.7	96.1		29.5	30.1	33.5
Ken Horn	R	W	55.5%		-13.0	0.4	3.9		70.5	69.9	66.5
votes for office					*37.9*	*37.6*	*37.6*		*61.4*	*62.3*	*62.3*

RECEIVED by MSC 1/18/2022 10:30:24 PM

2018 General: State House Districts				Estimates for Black Voters				Estimates for White Voters			
	Party	Race	Vote	HP	ER	EI 2x2	EI RxC	HP	ER	EI 2x2	EI RxC
District 1 (Wayne)											
Tenisha Yancey	D	AA	72.9%	96.3	101.0	99.1	97.3		33.3	36.2	47.0
Mark Corcoran	R	W	25.0%	2.2	-2.5	0.5	1.7		63.8	59.7	49.5
others			2.1%	1.5	1.5	1.6	0.9		2.9	3.9	3.5
votes for office				*30.5*	*28.8*	*30.1*	*30.1*		*81.0*	*80.4*	*80.4*
District 2 (Wayne)											
Joe Tate	D	AA	73.5%	97.4	101.5	98.8	98.8	41.6	46.8	47.2	53.0
John Palffy	R	W	26.5%	2.6	-1.4	1.1	1.2	58.5	53.1	53.1	47.0
votes for office				*33.9*	*26.9*	*28.3*	*28.3*	*74.0*	*77.0*	*78.2*	*78.2*
District 3 (Wayne)											
Wendell L. Byrd	D	AA	96.7%		97.4	97.8	98.8		89.6	87.3	80.4
Dolores Brodersen	R		3.3%		2.6	2.2	1.2		10.5	12.3	19.6
votes for office					*28.5*	*32.0*	*32.0*		*76.7*	*67.4*	*67.4*
District 4 (Wayne)											
Isaac Robinson	D	W	94.6%	97.6	97.3	97.7	97.2		89.5	86.3	85.5
Howard Weathington	R	AA	5.4%	2.4	2.7	2.2	2.8		10.4	13.6	14.5
votes for office				*27.0*	*30.1*	*30.3*	*30.3*		*24.5*	*24.1*	*24.1*
State House District 5											
Cynthia A. Johnson	D	AA	92.5%	97.0	97.8	98.2	97.7		72.4	62.2	na
Dorothy Patterson	R		5.5%	3.0	2.2	2.0	2.4		27.8	37.8	na
votes for office				*29.8*	*30.2*	*31.3*	*31.3*		*na*	*na*	
District 6 (Wayne)											
Tyrone Carter	D	AA	91.1%	95.6	98.4	98.2	96.3		66.3	65.0	66.0
Linda Sawyer	R	W	8.9%	4.4	1.7	1.9	3.7		33.5	35.0	34.0
votes for office				*34.9*	*35.3*	*38.2*	*38.2*		*18.2*	*25.3*	*25.3*

RECEIVED by MSC 1/18/2022 10:30:24 PM

2018 General: State House Districts				Estimates for Black Voters				Estimates for White Voters			
	Party	Race	Vote	HP	ER	EI 2x2	EI RxC	HP	ER	EI 2x2	EI RxC
District 7 (Wayne)				insufficient white voters to produce estimates of voting patterns by race							
LaTanya Garrett	D	AA	97.6%								
Marcelis Turner	R	AA	2.4%								
others											
votes for office											
District 8 (Wayne)				insufficient white voters to produce estimates of voting patterns by race							
Sherry Gay Dagnogo	D	AA	96.4%								
Valerie R. Parker	R	AA	3.7%								
others											
votes for office											
District 9 (Wayne)											
Karen Whitsett	D	AA	95.1%		97.5	97.7	98.5		85.2	84.1	78.8
James Stephens	R		4.9%		2.5	2.3	1.5		14.8	16.0	21.2
votes for office					*30.8*	*31.4*	*31.4*		*18.1*	*17.6*	*17.6*
District 10 (Wayne)											
Leslie Love	D	AA	84.0%		99.1	98.7	96.7		48.3	48.8	59.3
William Brang	R	W	14.2%		-0.3	0.6	2.2		47.8	46.1	37.5
others			1.8%		1.2	1.2	1.2		3.9	3.6	3.3
votes for office					*33.4*	*34.8*	*34.8*		*65.1*	*69.4*	*69.4*
District 11 (Wayne)											
Jewell Jones	D	AA	66.9%		106.0	99.2	96.2		50.4	51.0	51.9
James Townsend	R	W	33.1%		-6.0	0.8	3.8		49.8	49.1	48.1
votes for office					*37.9*	*38.9*	*38.9*		*44.9*	*45.2*	*45.2*
District 12 (Wayne)											
Alex Garza	D	H	66.6%		104.7	98.8	90.6		43.9	46.3	49.0
Michelle Bailey	R	W	33.4%		-4.7	1.1	9.4		56.1	54.1	51.0
votes for office					*47.8*	*48.0*	*48.0*		*41.8*	*42.8*	*42.8*

RECEIVED by MSC 1/18/2022 10:30:24 PM

2018 General: State House Districts				Estimates for Black Voters				Estimates for White Voters			
	Party	Race	Vote	HP	ER	EI 2x2	EI RxC	HP	ER	EI 2x2	EI RxC
District 16 (Wayne)											
Kevin Coleman	D	W	67.3%		111.8	99.1	***81.5***		50.2	51.5	***60.1***
Jody Rice-White	R	W	32.8%		-11.9	1.1	***18.5***		49.8	48.9	***39.9***
votes for office					*18.3*	*48.0*	***18.7***		*56.1*	*57.0*	***57.0***
District 27 (Oakland)											
Robert Wittenberg	D	W	78.5%		96.3	97.6	93.0	75.4	71.2	70.3	73.8
Janet Flessland	R	W	18.5%		1.7	1.0	3.0	22.5	35.6	26.2	24.3
others			3.0%		2.1	2.1	4.0	2.0	3.2	3.4	1.9
votes for office					*53.6*	*58.1*	*58.1*	*78.1*	*67.4*	*65.8*	*65.8*
District 29 (Oakland)											
Brenda Carter	D	AA	74.1%		114.5	99.2	94.5		36.7	41.8	***54.6***
Timothy D. Carrier	R	W	25.9%		-14.5	1.1	5.5		63.1	58.3	***45.4***
votes for office					*32.8*	*46.3*	*46.3*		*54.5*	*52.1*	***52.1***
District 34 (Genesee)											
Sheldon A. Neeley	D	AA	90.0%		101.5	99.5	98.7		58.9	64.0	***46.7***
Henry Swift	R		10.0%		-1.4	0.5	9.3		41.1	0.5	***53.4***
votes for office					*52.6*	*54.7*	*54.7*		*18.8*	*22.1*	***22.1***
District 35 (Oakland)											
Kyra Harris Bolden	D	AA	85.5%		102.7	99.6	98.2		53.5	57.2	63.1
Theodore Alfonsetti III	R	W	14.6%		-2.7	0.3	1.8		46.5	42.9	36.9
votes for office					*56.1*	*55.6*	*55.6*		*74.5*	*77.2*	*77.2*
District 37 (Oakland)											
Christine Greig	D	W	67.2%		111.4	98.2	69.5		59.6	61.5	68.2
Mitch Swoboda	R	W	32.8%		-11.2	2.2	30.5		40.6	38.7	31.8
votes for office					*34.8*	*35.6*	*35.6*		*85.0*	*82.3*	*82.3*

RECEIVED by MSC 1/18/2022 10:30:24 PM

2018 General: State House Districts				Estimates for Black Voters				Estimates for White Voters			
	Party	Race	Vote	HP	ER	EI 2x2	EI RxC	HP	ER	EI 2x2	EI RxC
District 49 (Genesee)											
John D. Cherry	D	W	72.4%		104.9	99.2	94.1		55.6	57.2	61.4
Patrick Duvendeck	R	W	27.6%		-5.0	0.8	6.0		44.4	42.7	38.7
votes for office					*40.0*	*42.3*	*42.3*		*53.0*	*57.8*	*57.8*
District 95 (Saginaw)											
Vanessa Guerra	D	H	73.1%		109.8	99.0	96.0		43.3	47.3	50.5
Dorothy Tanner	R	W	26.9%		-9.9	0.8	4.0		56.7	52.8	49.5
votes for office					*44.9*	*46.1*	*46.1*		*50.1*	*49.4*	*49.4*

RECEIVED by MSC 1/18/2022 10:30:24 PM

2020 General: State House Districts				Estimates for Black Voters				Estimates for White Voters			
	Party	Race	Vote	HP	ER	EI 2x2	EI RxC	HP	ER	EI 2x2	EI RxC
District 1 (Wayne)											
Tenisha R. Yancey	D	AA	75.8%	94.9	99.4	97.3	98.3		38.0	42.2	46.9
Latricia Ann Lanier	R	AA	22.2%	3.7	-0.7	1.5	0.9		59.0	55.7	49.5
others			2.0%	1.4	1.3	1.0	0.8		3.0	3.1	3.6
votes for office				*53.8*	*52.3*	*53.0*	*53.0*		*94.2*	*92.4*	*92.4*
District 2 (Wayne)											
Joe Tate	D	AA	74.1%	93.5	96.8	95.0	95.9	46.0	50.7	50.9	54.6
Mayra Rodriguez	R	H	23.8%	3.2	-0.2	1.3	1.0	53.1	48.7	47.9	44.4
others			2.1%	3.3	3.5	3.5	3.0	1.0	0.7	0.7	1.1
votes for office				*55.8*	*51.5*	*51.9*	*51.9*	*89.8*	*92.0*	*92.9*	*92.9*
District 3 (Wayne)											
Shri Thanedar	D	A	93.3%		95.0	95.0	97.7		73.1	72.9	55.4
Anita Vinson	R	AA	4.0%		3.3	3.3	1.4		12.3	12.6	25.1
others			2.7%		1.6	1.8	0.9		14.5	12.9	19.5
votes for office					*50.8*	*55.8*	*55.8*		*117.2*	*97.7*	*97.7*
District 4 (Wayne)											
Abraham Aiyash	D	ME	89.8%		95.9	96.7	95.5		92.9	90.3	86.6
Howard Weatherington	R	AA	5.7%		1.1	1.3	1.8		5.7	7.6	8.7
others			4.5%		3.0	3.0	2.8		1.3	1.4	4.7
votes for office					*89.7*	*90.1*	*90.1*		*57.7*	*68.1*	*68.1*
District 5 (Wayne)											
Cynthia A. Johnson	D	AA	93.0%	97.3	98.0	98.0	98.3		73.2	69.1	na
Harold M. Day	R		2.3%	2.7	2.1	2.0	1.7		27.1	32.7	na
votes for office				*54.3*	*55.7*	*56.9*	*56.9*		*na*	*na*	
District 6 (Wayne)											
Tyrone Carter	D	AA	100%								
votes for office											

RECEIVED by MSC 1/18/2022 10:30:24 PM

2020 General: State House Districts				Estimates for Black Voters				Estimates for White Voters			
	Party	Race	Vote	HP	ER	EI 2x2	EI RxC	HP	ER	EI 2x2	EI RxC
District 7 (Wayne)				insufficient white voters to produce estimates of voting patterns by race							
Helena Scott	D	AA	93.0%								
Ronald Cole	R		2.3%								
others			4.7%								
votes for office											
District 8 (Wayne)				insufficient white voters to produce estimates of voting patterns by race							
Stephanie A. Young	D	AA	96.7%								
Miroslawa Teresa Gorak	R	W	3.3%								
votes for office											
District 9 (Wayne)											
Karen Whitsett	D	AA	94.2%		96.5	96.5	97.2		83.7	83.4	75.4
James Stephens	R		5.8%		3.5	3.4	2.8		16.3	16.1	24.5
votes for office					*56.3*	*57.3*	*57.3*		*29.7*	*27.1*	*27.1*
District 10 (Wayne)											
Mary Cavanagh	D	H	84.8%		99.1	98.9	98.3		51.1	50.8	53.7
Cathy L. Alcorn	R		15.3%		0.9	1.1	1.7		48.9	49.4	46.3
votes for office					*62.9*	*65.3*	*65.3*		*69.1*	*68.3*	*68.3*
District 11 (Wayne)											
Jewell Jones	D	AA	65.2%		104.7	99.0	96.9		48.8	48.5	50.7
James C. Townsend	R	W	34.8%		-4.6	1.0	3.1		51.2	51.5	49.3
votes for office					*53.0*	*53.5*	*53.5*		*62.1*	*63.2*	*63.2*
District 12 (Wayne)											
Alex Garza	D	H	62.4%		103.0	99.4	91.8		38.2	38.8	41.4
Michelle Bailey	R	W	37.7%		-3.0	0.6	8.2		61.8	60.9	58.6
votes for office					*64.7*	*66.4*	*66.4*		*57.9*	*57.9*	*57.9*

RECEIVED by MSC 1/18/2022 10:30:24 PM

2020 General: State House Districts				Estimates for Black Voters				Estimates for White Voters			
	Party	Race	Vote	HP	ER	EI 2x2	EI RxC	HP	ER	EI 2x2	EI RxC
District 16 (Wayne)											
Kevin Coleman	D	W	62.5%		111.3	99.0	84.8		44.4	45.6	54.2
Emily Bauman	R	W	37.5%		-11.4	1.0	15.2		55.7	54.4	45.8
votes for office					*29.9*	*33.5*	*33.5*		*75.1*	*76.0*	*76.0*
District 27 (Oakland)											
Regina Weiss	D	W	74.4%		95.4	97.3	93.3	68.7	64.2	63.4	66.4
Elizabeth Goss	R	W	22.4%		2.6	1.5	3.9	28.8	32.0	32.5	30.6
others			3.2%		1.7	1.6	2.8	2.5	3.9	4.1	33.0
votes for office					*73.8*	*76.6*	*76.6*	*88.1*	*77.7*	*77.4*	*77.4*
District 29 (Oakland)											
Brenda Carter	D	AA	72.9%		111.1	99.1	94.7		37.1	38.8	51.3
S. Dave Sullivan	R	W	27.1%		-11.0	0.8	53.3		62.7	61.5	48.7
votes for office					*47.6*	*61.1*	*61.1*		*67.5*	*61.5*	*61.5*
District 34 (Oakland)											
Cynthia R. Neeley	D	AA	86.7%		100.5	99.2	98.3		51.6	56.1	45.9
James Miraglia	R	W	13.3%		-4.8	0.7	1.7		48.4	43.8	54.1
votes for office					*65.6*	*67.6*	*67.6*		*32.5*	*36.8*	*36.8*
District 35 (Oakland)											
Kyra Harris Bolden	D	AA	82.9%		99.8	99.4	97.2		51.5	51.2	58.5
Daniela Davis	R	AA	15.9%		-0.4	0.3	2.3		46.4	46.2	39.3
others			1.0%		0.6	0.5	0.5		2.1	2.4	2.2
votes for office					*70.1*	*68.4*	*68.4*		*93.4*	*94.5*	*94.5*
District 37 (Oakland)											
Samantha Steckloff	D	W	63.9%		106.1	96.4	***57.5***		56.8	56.9	***66.4***
Mitch Swoboda	R	W	34.1%		-8.7	0.8	***34.2***		41.7	40.8	***32.2***
others			2.0%		2.5	6.3	***8.3***		1.7	1.3	***1.4***
votes for office					*55.5*	*54.9*	***54.9***		*106.2*	*94.0*	***94.0***

RECEIVED by MSC 1/18/2022 10:30:24 PM

2020 General: State House Districts				Estimates for Black Voters				Estimates for White Voters			
	Party	Race	Vote	HP	ER	EI 2x2	EI RxC	HP	ER	EI 2x2	EI RxC
District 49 (Genesee)											
John D. Cherry	D	W	68.9%		104.3	98.8	94.8		50.2	51.9	56.6
Bryan Lutz	R	W	31.1%		-4.3	1.0	5.2		49.8	48.3	43.6
votes for office					*52.5*	*60.7*	*60.7*		*68.0*	*69.1*	*69.1*
District 95 (Saginaw)											
Amos O'Neal	D	AA	70.1%		111.7	99.2	96.6		34.7	41.1	42.7
Charlotte DeMaet	R	W	29.9%		-11.5	0.9	3.4		65.2	58.9	57.3
votes for office					*59.0*	*60.6*	*60.6*		*62.9*	*61.5*	*61.5*

RECEIVED by MSC 1/18/2022 10:30:24 PM

Recent Democratic Primaries: Congress			Estimates for Black Voters			Estimates for White Voters		
	Race	Vote	HP	ER	EI	HP	ER	EI
2018								
Congressional District 13								
Ian Conyers	B	6.6	8.3	9.1	9.3		1.3	1.1
Shanelle Jackson	B	5.4	7.7	7.1	7.5		1.6	1.2
Brenda Jones	B	30.2	42.5	43.7	43.5		2.9	5.3
Rashinda Tlaib	ME	31.2	22.3	21.3	22.4		48.1	45.3
Bill Wild	W	14.1	1.6	-1.4	0.7		46.2	43.9
Coleman Young II	B	12.5	17.7	20.1	18.9		-0.3	1.1
turnout of VAP			*23.0*	*22.2*	*24.3*		*12.2*	*14.1*
2020								
Congressional District 12								
Debbie Dingell	W	80.9		81.4	81.2		87.9	87.7
Solomon Rajput	A	19.1		18.9	19.0		12.1	12.2
turnout of VAP				*18.8*	*24.2*		*13.6*	*13.1*
Congressional District 13								
Brenda Jones	B	33.7	37.8	37.7	37.3		27.0	27.9
Rashida Tlaib	ME	66.3	62.2	62.3	62.7		72.9	72.1
turnout of VAP			*28.0*	*26.7*	*29.5*		*14.1*	*15.8*
Congressional District 14								
Brenda Lawrence	B	93.2	92.7	92.7	92.8	92.1	91.6	92.0
Terrance Morrison		6.8	7.3	7.3	7.5	7.9	8.4	8.7
turnout of VAP			*25.9*	*23.7*	*28.0*	*22.4*	*13.3*	*18.5*

RECEIVED by MSC 1/18/2022 10:30:24 PM

Recent Democratic Primaries: 2018 State Senate			Estimates for Black Voters			Estimates for White Voters		
	Race	Vote	HP	ER	EI	HP	ER	EI
State Senate District 1 (Wayne)								
Stephanie Chang	A	49.8	24.6	23.5	27.1	71.6	79.2	76.7
James Cole	B	5.2	6.2	7.8	6.2	4.3	3.6	3.9
Nicholas Rivera	H	2.9	1.3	0.9	0.8	4.3	5.9	5.2
Stephanie Roehm		4.4	2.1	1.0	1.5	8.6	9.9	8.7
Bettie Cook Scott	B	11.2	18.2	17.9	15.7	6.6	17.0	6.1
Alberta Tinsley Talabi	B	26.4	47.7	48.9	47.1	4.7	-2.7	2.9
turnout of VAP			*20.0*	*20.9*	*23.3*	*17.4*	*13.3*	*13.9*
State Senate District 3 (Wayne)								
Anita Belle	B	14.3	23.7	25.5	25.4	4.9	1.9	1.9
Terry Burrell	W	5.5	8.5	8.6	8.4	3.9	2.1	2.2
Sylvia Santana	B	41.5	56.6	60.2	60.3	20.2	19.9	18.7
Gary Woronchak	W	38.7	11.2	5.7	8.0	71.0	76.2	76.0
turnout of VAP			*18.7*	*16.8*	*17.9*	*17.2*	*17.3*	*17.8*
State Senate District 4 (Wayne)								
Marshall Bullock	B	44.3	46.8	44.5	47.2		39.2	38.6
Fred Durhal	B	38.3	39.4	42.6	40.6		30.8	31.3
Carron Pinkins	B	17.5	13.8	12.8	12.6		30.0	29.1
turnout of VAP			*21.5*	*21.8*	*26.3*		*8.7*	*10.5*
State Senate District 5 (Wayne)								
Betty Jean Alexander	B	54.5	66.9	69.1	68.1		27.2	27.5
David Knezek	W	45.5	33.1	30.9	31.9		72.8	72.6
turnout of VAP			*22.2*	*21.6*	*23.1*		*10.7*	*11.4*
State Senate District 6								
Erika Geiss	B	65.4		86.1	89.5		55.6	55.9
Robert Kosowski	W	34.6		13.9	10.3		44.4	44.0
turnout of VAP				*19.5*	*18.0*		*12.4*	*14.3*
State Senate District 11 (Oakland)								
Crystal Bailey	B	21.2	36.6	27.0	24.9	7.9	16.7	17.3
Jeremy Moss	W	51.8	35.4	49.0	53.1	78.1	51.9	51.0
Vanessa Moss	B	18.5	20.2	17.5	16.2	10.2	20.4	20.3
James Turner	B	8.6	7.8	6.5	5.8	3.7	11.0	10.9
turnout of VAP			*29.0*	*30.8*	*33.4*	*43.3*	*20.5*	*20.6*

RECEIVED by MSC 1/18/2022 10:30:24 PM

RECEIVED by MSC 1/18/2022 10:30:24 PM

APPENDIX C

Detroit area			Estimates for Hispanics	
	Party	Race	ER	EI 2x2
2020 General				
U.S. President				
Joseph Biden	D	W	75.4	76.0
Donald Trump	R	W	24.3	23.9
others			0.3	0.2
votes for office			*13.9*	*14.8*
U.S. Senate				
Gary Peters	D	W	73.6	74.8
John James	R	W	22.6	21.9
others			3.8	3.2
votes for office			*13.5*	*14.6*
2018 General				
Governor				
Gretchen Whitmer	D	W	83.1	80.0
Bill Schuette	R	W	15.3	14.8
others			1.5	1.8
votes for office			*3.5*	*5.1*
Secretary of State				
Jocelyn Benson	D	W	84.0	82.6
Mary Treder Lang	R	W	14.4	13.5
others			1.7	14.0
votes for office			*3.3*	*4.4*
Attorney General				
Dana Nessel	D	W	80.1	78.9
Tom Leonard	R	W	16.4	15.2
others			3.4	3.7
votes for office			*3.4*	*4.8*

RECEIVED by MSC 1/18/2022 10:30:24 PM

Detroit area			Estimates for Hispanics	
	Party	Race	ER	EI 2x2
U.S. Senate				
Debbie Stabenow	D	W	82.5	82.2
John James	R	W	16.4	17.1
others			1.3	0.0
votes for office			*3.3*	*4.5*
2018 Democratic Primary				
Governor				
Abdul El-Sayed	D	ME	55.5	58.5
Shri Thanedar	D	A	13.6	12.7
Gretchen Whitmer	D	W	30.8	28.7
votes for office			-2.0	1.0

RECEIVED by MSC 1/18/2022 10:30:24 PM

Grand Rapids area			Estimates for Hispanics	
	Party	Race	ER	EI 2x2
2020 General				
U.S. President				
Joseph Biden	D	W	98.6	94.8
Donald Trump	R	W	0.5	0.1
others			1.0	1.3
votes for office			*0.0*	*8.6*
U.S. Senate				
Gary Peters	D	W	96.1	93.3
John James	R	W	-1.6	3.2
others			5.3	9.2
votes for office			*0.0*	*7.3*
2018 General				
Governor				
Gretchen Whitmer	D	W	99.5	95.0
Bill Schuette	R	W	-4.5	1.6
others			5.6	6.1
votes for office			*-9.0*	*1.1*
Secretary of State				
Jocelyn Benson	D	W	102.1	97.0
Mary Treder Lang	R	W	-5.3	1.1
others			3.3	6.9
votes for office			*-9.0*	*0.3*
Attorney General				
Dana Nessel	D	W	97.2	93.1
Tom Leonard	R	W	-6.4	1.2
others			9.3	9.8
votes for office			*-9.0*	*0.8*

RECEIVED by MSC 1/18/2022 10:30:24 PM

Grand Rapids area			Estimates for Hispanics	
	Party	Race	ER	EI 2x2
U.S. Senate				
Debbie Stabenow	D	W	97.2	93.2
John James	R	W	-3.4	2.0
others			6.2	10.4
votes for office			*-9.0*	*1.1*
2018 Democratic Primary				
Governor				
Abdul El-Sayed	D	ME	51.1	51.3
Shri Thanedar	D	A	39.8	42.4
Gretchen Whitmer	D	W	8.9	11.9
votes for office			-2.3	0.1

RECEIVED by MSC 1/18/2022 10:30:24 PM

			Estimates for Arab Americans	
	Party	Race	ER	EI 2x2
2020 General				
U.S. President				
Joseph Biden	D	W	98.3	98.9
Donald Trump	R	W	1.3	0.8
others			0.6	1.0
votes for office			*24.1*	*26.7*
U.S. Senate				
Gary Peters	D	W	100.7	99.0
John James	R	W	-2.9	0.8
others			2.1	2.1
votes for office			*22.2*	*24.9*
2018 General				
Governor				
Gretchen Whitmer	D	W	103.9	99.3
Bill Schuette	R	W	-6.2	1.1
others			2.5	2.1
votes for office			*8.6*	*10.3*
Secretary of State				
Jocelyn Benson	D	W	104.7	99.3
Mary Treder Lang	R	W	-6.3	0.9
others			1.7	1.7
votes for office			*8.5*	*9.8*
Attorney General				
Dana Nessel	D	W	106.8	99.5
Tom Leonard	R	W	-8.0	0.6
others			1.3	1.3
votes for office			*8.6*	*10.1*

RECEIVED by MSC 1/18/2022 10:30:24 PM

			Estimates for Arab Americans	
	Party	**Race**	**ER**	**EI 2x2**
U.S. Senate				
Debbie Stabenow	D	W	107.2	99.1
John James	R	W	-9.0	1.1
others			1.9	1.9
votes for office			*8.4*	*10.0*
2018 Democratic Primary				
Governor				
Abdul El-Sayed	D	ME	116.4	92.8
Shri Thanedar	D	A	-0.3	0.2
Gretchen Whitmer	D	W	-16.0	0.6
votes for office			15.0	15.1

RECEIVED by MSC 1/18/2022 10:30:24 PM

			Estimates for Chaldeans	
	Party	Race	ER	EI 2x2
2020 General				
U.S. President				
Joseph Biden	D	W	19.5	20.5
Donald Trump	R	W	81.9	80.3
others			-0.8	2.0
votes for office			*31.2*	*29.6*
U.S. Senate				
Gary Peters	D	W	26.3	26.2
John James	R	W	74.0	72.8
others			-0.6	0.2
votes for office			*27.9*	*27.2*
2018 General				
Governor				
Gretchen Whitmer	D	W	52.9	48.9
Bill Schuette	R	W	47.9	47.4
others			0.2	8.0
votes for office			*-12.2*	*0.0*
Secretary of State				
Jocelyn Benson	D	W	55.3	53.7
Mary Treder Lang	R	W	44.7	42.0
others			0.4	7.9
votes for office			*-10.8*	*0.3*
Attorney General				
Dana Nessel	D	W	52.5	48.0
Tom Leonard	R	W	47.4	47.4
others			0.4	0.1
votes for office			*-10.3*	*2.5*

RECEIVED by MSC 1/18/2022 10:30:24 PM

			Estimates for Chaldeans	
	Party	**Race**	**ER**	**EI 2x2**
U.S. Senate				
Debbie Stabenow	D	W	55.2	55.6
John James	R	W	43.2	44.0
others			0.7	0.9
votes for office			*-11.4*	*0.4*
2018 Democratic Primary				
Governor				
Abdul El-Sayed	D	ME	50.1	na
Shri Thanedar	D	A	11.2	na
Gretchen Whitmer	D	W	38.7	na
votes for office			-1.1	0.1

RECEIVED by MSC 1/18/2022 10:30:24 PM

			Estimates for Bangladeshi Americans	
	Party	Race	ER	EI 2x2
2020 General				
U.S. President				
Joseph Biden	D	W	104.7	96.1
Donald Trump	R	W	-4.4	3.2
others			0.1	0.1
votes for office			*31.6*	*25.2*
U.S. Senate				
Gary Peters	D	W	104.4	96.2
John James	R	W	-5.2	3.3
others			0.9	1.1
votes for office			*31.6*	*24.6*
2018 General				
Governor				
Gretchen Whitmer	D	W	105.7	99.1
Bill Schuette	R	W	-7.4	1.1
others			1.1	1.1
votes for office			*13.7*	*18.7*
Secretary of State				
Jocelyn Benson	D	W	105.7	98.9
Mary Treder Lang	R	W	-7.1	1.3
others			2.5	2.4
votes for office			*13.9*	*19.3*
Attorney General				
Dana Nessel	D	W	107.5	98.2
Tom Leonard	R	W	-8.0	0.7
others			2.3	2.3
votes for office			*13.8*	*19.2*

RECEIVED by MSC 1/18/2022 10:30:24 PM

			Estimates for Bangladeshi Americans	
	Party	**Race**	**ER**	**EI 2x2**
U.S. Senate				
Debbie Stabenow	D	W	107.1	99.1
John James	R	W	-7.7	0.9
others			1.7	0.7
votes for office			*13.9*	*18.4*
2018 Democratic Primary				
Governor				
Abdul El-Sayed	D	ME	98.8	97.3
Shri Thanedar	D	A	6.5	5.1
Gretchen Whitmer	D	W	-5.2	4.5
votes for office			16.4	14.7

RECEIVED by MSC 1/18/2022 10:30:24 PM

Michigan Independent Citizens Redistricting Commission

Meeting Notices & Materials

> 2021 Meeting and Hearing Schedule
> Watch Past Meeting of the ICRC

Important Commission Documents

- Redistricting 101
- Redistricting 201
- MICRC Mapping Process
- Communications with the Public
- Code of Conduct
- Amended Rules of Procedure (Adopted and Effective Jan. 13, 2022)
- FOIA Policies
- Racially Polarized Voting Analysis

SUBSCRIBE TO STAY UPDATED ON UPCOMING COMMISSION MEETINGS

MICRC Meeting - Detroit, MI - Jan. 13, 2022
Meeting Notice - **Jan. 13, 2022**
Meeting Agenda - **Jan. 13, 2022**
Approved Minutes -
Proposed Minutes -
Written Public Comment - **Jan. 13, 2022**
Transcript -
Other Meeting Materials -
> Remote Attendance Notice - Lange
> Remote Attendance Notice - Wagner
> Remote Attendance Notice - Curry
> Remote Attendance Notice - Kellom
> Proposed Amendment submitted Jan. 10, 2022
> Amended Rules of Procedure - Draft - Jan. 10, 2022
> Resolution Jan. 01, 2022 Amend Rules of Procedure
> 2022 Budget Approved Dec. 16, 2021
> Resolution Jan. 02, 2022 Rescind Remote and Hybrid Meetings Policies and Procedures

RECEIVED by MSC 1/18/2022 10:30:24 PM

> Resolution Jan. 01, Issue Bid Requests for Video
> Resolutions Dec. 06, 2021 through Dec. 14, 2021 adopted Dec. 28, 2021
> Statement of Work Lessons Learned

MICRC Closed Session Meeting - East Lansing, MI - Oct. 27, 2021
Minutes closed session - **Final - Submitted Jan. 10, 2022**

Dr. Lisa Handley Racially Polarized Voting Final Report Jan. 4, 2021
Final Report

MICRC Meeting - Lansing, MI - Dec. 28, 2021
Meeting Notice - **Dec. 28, 2021**
Meeting Agenda - **Dec. 28, 2021**
Approved Minutes -
Proposed Minutes - **Dec. 28, 2021**
Written Public Comment - **Dec. 28, 2021**
Transcript - **Dec. 28, 2021**
Other Meeting Materials -
> Remote Attendance Notice - Lange
> Remote Attendance Notice - Wagner
> Remote Attendance Notice - Curry
> Remote Attendance Notice - Kellom
> Dr. Handley Final Report
> Resolution Extension of Robert Half Contract
> Summary of MSC Order Submitted Dec 25
> Correspondence from Commissioner Lange for Public Record
> P and C Memorandum re: Subsection 14
> Wagner-Gronda Attorney Letter

Legal Filings - Dec. 20, 2021
> MCS 163823 Materials

MICRC Meeting - Detroit, MI - Dec. 16, 2021
Meeting Notice - **Dec. 16, 2021**
Meeting Agenda - **Dec. 16, 2021**
Approved Minutes -
Proposed Minutes - **Dec. 16, 2021**
Written Public Comment - **Dec. 16, 2021**
Transcript - **Dec. 16, 2021**
Other Meeting Materials -
> Remote Attendance Notice - Lange
> Remote Attendance Notice - Wagner
> Remote Attendance Notice - Curry
> Remote Attendance Notice - Kellom
> Remote Attendance Notice - Clark

RECEIVED by MSC 1/18/2022 10:30:24 PM

> Remote Attendance Notice - Orton
> Mapping Process and Procedures v 11.6 APPROVED Nov. 8
> Approval of Amended Rules of Procedure
> Proposed Amendments to Rules of Procedure Sept 30
> 2022 Budget Approved 2021/11/18 with two 6 month subsets
> Commission Final Vote Draft v12.21
> Resolution 2021/12/01 Approve Commission Final Vote Process and Updated Mapping Process
> Resolutions 2021/12/02-05 from Dec 2 Mtg
> Braille Maps 2021/11/29 Final Proof Part 1
> Braille Maps 2021/11/29 Final Proof Part 2

Legal Filings - Dec. 13, 2021
> MSC Order re: scheduling
> Defendant's Answer to Complaint
> Defendant's Brief in Support of Answer

Legal Filings - Dec. 7, 2021
> Plaintiffs' Emergency Verified Complaint
> Brief in Support of Plaintiffs' Complaint
> Exhibits to Emergency Verified Complaint

MICRC Meeting - Lansing, MI - Dec. 2, 2021
Meeting Notice - **Dec. 2, 2021**
Meeting Agenda - **Dec. 2, 2021**
Approved Minutes -
Proposed Minutes - **Dec. 2, 2021**
Written Public Comment -
Transcript - **Dec. 2, 2021**
Other Meeting Materials -
> Remote Attendance Notice - Lange
> Remote Attendance Notice - Wagner
> Remote Attendance Notice - Curry
> Remote Attendance Notice - Kellom
> Remote Attendance Notice - Clark
> Letter submitted Nov. 30
> Budget approved Nov. 18 with recommendation for +9 Meetings
> Commission Final Vote Draft v12-1-21
> 2022 Budget Approved 2021/11/18 with two 6 month subsets

MICRC Meeting - Ann Arbor, MI - Nov. 18, 2021
Meeting Notice - **Nov. 18, 2021**
Meeting Agenda - **Nov. 18, 2021**
Approved Minutes -
Proposed Minutes - **Nov. 18, 2021**

RECEIVED by MSC 1/18/2022 10:30:24 PM

Written Public Comment -
Transcript -
Other Meeting Materials -
> **Remote Attendance Notice - Lange**
> **Remote Attendance Notice - Wagner**
> **Remote Attendance Notice - Curry**
> **Remote Attendance Notice - Kellom**
> **2022 Budget Approved October 20 2021 with DRAFT EDITS 2021-11-15**
> **CO Report 11-18-21**

MICRC Meeting - East Lansing, MI - Nov. 8, 2021
Meeting Notice - **Nov. 8, 2021**
Meeting Agenda - **Nov. 8, 2021**
Approved Minutes -
Proposed Minutes - **Nov. 8, 2021**
Written Public Comment -
Transcript -
Other Meeting Materials -
> **Remote Attendance Notice - Lange**
> **Remote Attendance Notice - Wagner**
> **Remote Attendance Notice - Curry**
> **Remote Attendance Notice - Kellom**
> **Remote Attendance Notice - Witjes**
> **Remote Attendance Notice - Szetela**
> **Remote Attendance Notice - Clark**
> **Remote Attendance Notice - Valette**
> **MICRC Mapping Process and Procedures v11.6 APPROVED 2021-11-08**

MICRC Meeting - East Lansing, MI - Nov. 5, 2021
Meeting Notice - **Nov. 5, 2021**
Meeting Agenda - **Nov. 5, 2021**
Approved Minutes -
Proposed Minutes - **Nov. 5, 2021**
Written Public Comment -
Transcript -
Other Meeting Materials -
> **Remote Attendance Notice - Lange**
> **Remote Attendance Notice - Wagner**
> **Remote Attendance Notice - Curry**
> **Remote Attendance Notice - Kellom**
> **Remote Attendance Notice - Szetela**
> **DRAFT v11.04 Mapping Process and Procedures with Edits Redlined**
> **DRAFT v11.04 Mapping Process and Procedures with Edits Accepted**

RECEIVED by MSC 1/18/2022 10:30:24 PM

MICRC Meeting - East Lansing, MI - Nov. 4, 2021
Meeting Notice - **Nov. 4, 2021**
Meeting Agenda - **Nov. 4, 2021**
Approved Minutes -
Proposed Minutes - **Nov. 4, 2021**
Written Public Comment -
Transcript -
Other Meeting Materials -
> **Remote Attendance Notice - Lange**
> **Remote Attendance Notice - Wagner**
> **Remote Attendance Notice - Curry**
> **Remote Attendance Notice - Kellom**
> **Braille Estimate Lighthouse**
> **Resolution 2021-11-02 Approve Braille Vendor**

MICRC Meeting - East Lansing, MI - Nov. 3, 2021
Meeting Notice - **Nov. 3, 2021**
Meeting Agenda - **Nov. 3, 2021**
Approved Minutes -
Proposed Minutes - **Nov. 3, 2021**
Written Public Comment -
Transcript -
Other Meeting Materials -
> **Remote Attendance Notice - Lange**
> **Remote Attendance Notice - Wagner**
> **Remote Attendance Notice - Curry**
> **Remote Attendance Notice - Kellom**

MICRC Meeting - East Lansing, MI - Nov. 2, 2021
Meeting Notice - **Nov. 2, 2021**
Meeting Agenda - **Nov. 2, 2021**
Approved Minutes -
Proposed Minutes - **Nov. 2, 2021**
Written Public Comment -
Transcript -
Other Meeting Materials -
> **Remote Attendance Notice - Lange**
> **Remote Attendance Notice - Wagner**
> **Remote Attendance Notice - Curry**
> **Remote Attendance Notice - Kellom**
> **DRAFT Appendix A to Fink Bressack Contract Nov. 2**
> **Resolution 2021-11-01 First Amendment to Fink Bressack Contract**

RECEIVED by MSC 1/18/2022 10:30:24 PM

MICRC Meeting - East Lansing, MI - Nov. 1, 2021
Meeting Notice - **Nov. 1, 2021**
Meeting Agenda - **Nov. 1, 2021**
Approved Minutes -
Proposed Minutes - **Nov. 1, 2021**
Written Public Comment -
Transcript - **Nov. 1, 2021**
Other Meeting Materials -
> **Remote Attendance Notice - Lange**
> **Remote Attendance Notice - Wagner**
> **Remote Attendance Notice - Curry**
> **Remote Attendance Notice - Kellom**
> **Handley PowerPoint on voting patterns - Nov. 1, 2021**

MICRC Meeting - East Lansing, MI - Oct. 29, 2021
Meeting Notice - **Oct. 29, 2021**
Meeting Agenda - **Oct. 29, 2021**
Approved Minutes -
Proposed Minutes - **Oct. 29, 2021**
Written Public Comment -
Transcript - **Oct. 29, 2021**
Other Meeting Materials -
> **Remote Attendance Notice - Lange**
> **Remote Attendance Notice - Wagner**
> **Remote Attendance Notice - Curry**
> **Remote Attendance Notice - Kellom**

MICRC Meeting - East Lansing, MI - Oct. 28, 2021
Meeting Notice - **Oct. 28, 2021**
Meeting Agenda - **Oct. 28, 2021**
Approved Minutes -
Proposed Minutes - **Oct. 28, 2021**
Written Public Comment -
Transcript - **Oct. 28, 2021**
Other Meeting Materials -
> **Remote Attendance Notice - Lange**
> **Remote Attendance Notice - Wagner**
> **Remote Attendance Notice - Curry**
> **Remote Attendance Notice - Kellom**
> **Compare SDs Overview**

MICRC Closed Session Meeting - East Lansing, MI - Oct. 27, 2021
Minutes closed session - **Final - Submitted Jan. 10, 2022**

RECEIVED by MSC 1/18/2022 10:30:24 PM

MICRC Meeting - East Lansing, MI - Oct. 27, 2021
Meeting Notice - **Oct. 27, 2021**
Meeting Agenda - **Oct. 27, 2021**
Approved Minutes -
Proposed Minutes - **Oct. 27, 2021**
Written Public Comment - **Oct. 27, 2021**
Transcript - **Oct. 27, 2021**
Other Meeting Materials -
> **Remote Attendance Notice - Lange**
> **Remote Attendance Notice - Wagner**
> **Remote Attendance Notice - Curry**
> **Remote Attendance Notice - Kellom**

MICRC Hearing - Flint, MI (Dort Financial Center) - Oct. 26, 2021
Hearing Notice - **Oct. 26, 2021**
> **Oct. 26, 2021 - Spanish**
> **Oct. 26, 2021 - Arabic**
> **Oct. 26, 2021 - Bengali**
Hearing Agenda - **Oct. 26, 2021**
Approved Minutes -
Proposed Minutes - **Oct. 26, 2021**
Written Public Comment -
Transcript - **Oct. 26, 2021**
Other Hearing Materials -
> **Remote Attendance Notice - Lange**
> **Remote Attendance Notice - Wagner**
> **Remote Attendance Notice - Curry**
> **Remote Attendance Notice - Kellom**
> **Remote Attendance Notice - Clark**

MICRC Hearing - Gaylord, MI (Treetops Resort) - Oct. 25, 2021
Hearing Notice - **Oct. 25, 2021**
> **Oct. 25, 2021 - Spanish**
> **Oct. 25, 2021 - Arabic**
> **Oct. 25, 2021 - Bengali**
Hearing Agenda - **Oct. 25, 2021**
Approved Minutes -
Proposed Minutes - **Oct. 25, 2021**
Written Public Comment -
Transcript - **Oct. 25, 2021**
Other Hearing Materials -
> **Remote Attendance Notice - Lange**
> **Remote Attendance Notice - Wagner**
> **Remote Attendance Notice - Curry**
> **Remote Attendance Notice - Kellom**

RECEIVED by MSC 1/18/2022 10:30:24 PM

> **Remote Attendance Notice - Clark**
> **Remote Attendance Notice - Weiss**
> **Remote Attendance Notice - Szetela**

MICRC Hearing - Grand Rapids, MI (DeVos Place) - Oct. 22, 2021

Hearing Notice - **Oct. 22, 2021**
> **Oct. 22, 2021 - Spanish**
> **Oct. 22, 2021 - Arabic**
> **Oct. 22, 2021 - Bengali**
Hearing Agenda - **Oct. 22, 2021**
Approved Minutes -
Proposed Minutes - **Oct. 22, 2021**
Written Public Comment -
Transcript - **Oct. 22, 2021**
Other Hearing Materials -
> **Remote Attendance Notice - Lange**
> **Remote Attendance Notice - Wagner**
> **Remote Attendance Notice - Curry**
> **Remote Attendance Notice - Kellom**

MICRC Hearing - Lansing, MI (Lansing Center) - Oct. 21, 2021
Hearing Notice - **Oct. 21, 2021**
> **Oct. 21, 2021 - Spanish**
> **Oct. 21, 2021 - Arabic**
> **Oct 21, 2021 - Bengali**
Hearing Agenda - **Oct. 21, 2021**
Approved Minutes -
Proposed Minutes - **Oct. 21, 2021**
Written Public Comment -
Transcript - **Oct. 21, 2021**
Other Hearing Materials -
> **Remote Attendance Notice - Lange**
> **Remote Attendance Notice - Wagner**
> **Remote Attendance Notice - Curry**
> **Remote Attendance Notice - Kellom**

MICRC Hearing - Detroit, MI (TCF Center) - Oct. 20, 2021
Hearing Notice - **Oct. 20, 2021**
> **Oct. 20, 2021 - Spanish**
> **Oct. 20, 2021 - Arabic**
> **Oct. 20, 2021 - Bengali**
Hearing Agenda - **Oct. 20, 2021**
Approved Minutes -
Proposed Minutes - **Oct. 20, 2021**

RECEIVED by MSC 1/18/2022 10:30:24 PM

Written Public Comment -
Transcript - **Oct. 20, 2021**
Other Hearing Materials -
> **Remote Attendance Notice - Lange**
> **Remote Attendance Notice - Wagner**
> **Remote Attendance Notice - Curry**
> **Remote Attendance Notice - Kellom**
> **Remote Attendance Notice - Orton**
> **Compliance Analysis Tracking v10.18**
> **MPAP 9v10.10 Public Hearings and Debriefings**
> **Budget FY End 2021 w DRAFT 2022 Budget**

MICRC Meeting - East Lansing, MI - Oct. 12, 2021
Meeting Cancellation - **Oct. 12, 2021**
Meeting Notice - **Oct. 12, 2021** CANCELLED
Meeting Agenda -
Approved Minutes -
Proposed Minutes -
Written Public Comment -
Transcript -
Draft Maps -
Other Meeting Materials -
> **Remote Attendance Notice - Lange**
> **Remote Attendance Notice - Wagner**
> **Remote Attendance Notice - Curry**
> **Remote Attendance Notice - Kellom**

MICRC Meeting - East Lansing, MI - Oct. 11, 2021
Meeting Notice - **Oct, 11, 2021**
Meeting Agenda - **Oct. 11, 2021**
Approved Minutes -
Proposed Minutes - **Oct. 11, 2021**
Written Public Comment -
Transcript - **Oct. 11, 2021**
Draft Maps -
Other Meeting Materials -
> **Remote Attendance Notice - Lange**
> **Remote Attendance Notice - Wagner**
> **Remote Attendance Notice - Curry**
> **Remote Attendance Notice - Kellom**
> **Compliance Analysis Tracking v10.11**

MICRC Meeting - East Lansing, MI - Oct. 8, 2021
Meeting Notice - **Oct. 8, 2021**

RECEIVED by MSC 1/18/2022 10:30:24 PM

Meeting Agenda - **Oct. 8, 2021**
Approved Minutes -
Proposed Minutes - **Oct. 8, 2021**
Written Public Comment -
> **Oct. 8, 2021 part 1**
> **Oct. 8, 2021 part 2**
> **Oct 8, 2021 part 3**
Transcript - **Oct. 8, 2021**
Draft Maps -
Other Meeting Materials -
> **Remote Attendance Notice - Lange**
> **Remote Attendance Notice - Wagner**
> **Remote Attendance Notice - Curry**
> **Remote Attendance Notice - Kellom**
> **Remote Attendance Notice - Clark**

MICRC Meeting - East Lansing, MI - Oct. 7, 2021
Meeting Notice - **Oct. 7, 2021**
Meeting Agenda - **Oct. 7, 2021**
Approved Minutes -
Proposed Minutes - **Oct. 7, 2021**
Written Public Comment - **Oct. 7, 2021**
Transcript - **Oct. 7, 2021**
Draft Maps -
Other Meeting Materials -
> **Remote Attendance Notice - Lange**
> **Remote Attendance Notice - Wagner**
> **Remote Attendance Notice - Curry**
> **Remote Attendance Notice - Kellom**
> **Remote Attendance Notice - Szetela**
> **Remote Attendance Notice - Clark**
> **Resolutions Oct. 7, 2021**

MICRC Meeting - East Lansing, MI - Oct. 6, 2021
Meeting Notice - **Oct. 6, 2021**
Meeting Agenda - **Oct. 6, 2021**
Approved Minutes -
Proposed Minutes - **Oct. 6, 2021**
Written Public Comment -
Transcript - **Oct. 6, 2021**
Draft Maps -
Other Meeting Materials -
> **Remote Attendance Notice - Lange**
> **Remote Attendance Notice - Wagner**

RECEIVED by MSC 1/18/2022 10:30:24 PM

> **Remote Attendance Notice - Curry**
> **Remote Attendance Notice - Kellom**
> **Remote Attendance Notice - Clark**
> **Remote Attendance Notice - Szetela**

MICRC Meeting - East Lansing, MI - Oct. 5, 2021
Meeting Notice - **Oct. 5, 2021**
Meeting Agenda - **Oct. 5, 2021**
Approved Minutes -
Proposed Minutes - **Oct. 5, 2021**
Written Public Comment - **Oct. 5, 2021**
Transcript - **Oct. 5, 2021**
Draft Maps -
Other Meeting Materials -
> **Remote Attendance Notice - Lange**
> **Remote Attendance Notice - Wagner**
> **Remote Attendance Notice - Curry**
> **Remote Attendance Notice - Kellom**
> **Remote Attendance Notice - Eid**
> **Partisan fairness possible unacceptable scores**

MICRC Meeting - East Lansing, MI - Oct. 4, 2021
Meeting Notice - **Oct. 4, 2021**
Meeting Agenda - **Oct. 4, 2021**
Approved Minutes -
Proposed Minutes - **Oct. 4, 2021**
Written Public Comment -
Transcript - **Oct. 4, 2021**
Draft Maps -
Other Meeting Materials -
> **Remote Attendance Notice - Lange**
> **Remote Attendance Notice - Wagner**
> **Remote Attendance Notice - Curry**
> **Remote Attendance Notice - Kellom**

MICRC Meeting - Troy, MI - Oct. 1, 2021
Meeting Notice - **Oct. 1, 2021**
Meeting Agenda - **Oct. 1, 2021**
Approved Minutes -
Proposed Minutes - **Oct. 1, 2021**
Written Public Comment -
Transcript - **Oct. 1, 2021**
Draft Maps -
Other Meeting Materials -

RECEIVED by MSC 1/18/2022 10:30:24 PM

> **Remote Attendance Notice - Lange**
> **Remote Attendance Notice - Wagner**
> **Remote Attendance Notice - Curry**
> **Remote Attendance Notice - Kellom**
> **Memo Proposed Amendments to MICRC Rules of Procedure Sept. 30**
> **Proposed Amendments to MICRC Rules of Procedure Sept. 30**
> **Measuring Partisan Fairness**
> **Handley memo on three partisan fairness**
> **9-30-21 RAS revisions CD**
> **9-29-21 Eid v2a CD 188**
> **MI CD 9-21 21v1 187**
> **MI Senate 9-15-21 v16A**
> **Partisan Fairness Copy of 9-15-21 v16A**

MICRC Meeting - Rochester, MI - Sept. 30, 2021 (5 p.m. to 8 p.m.)
Meeting Notice - **Sept. 30, 2021**
Meeting Agenda - **Sept. 30, 2021**
Approved Minutes -
Proposed Minutes - **Sept. 30 2021**
Written Public Comment -
Transcript - **Sept. 30, 2021**
Draft Maps -
Other Meeting Materials -
> **Remote Attendance Notice - Lange**
> **Remote Attendance Notice - Wagner**
> **Remote Attendance Notice - Curry**
> **Remote Attendance Notice - Kellom**

MICRC Meeting - Rochester, MI - Sept. 30, 2021 (10 a.m. to 4 p.m.)
Meeting Notice - **Sept. 30, 3021**
Meeting Agenda - **Sept. 30, 2021**
Approved Minutes -
Proposed Minutes - **Sept. 30, 2021**
Written Public Comment -
Transcript - **Sept. 30, 2021**
Draft Maps -
Other Meeting Materials -
> **Remote Attendance Notice - Lange**
> **Remote Attendance Notice - Wagner**
> **Remote Attendance Notice - Curry**
> **Remote Attendance Notice - Kellom**
> **Gud Marketing Proposal Sept. 30**
> **Resolution 2021-09-07 Approve Amended Rules of Procedure**
> **Resolution 2021-09-08 Promotional Consultant Contract**

RECEIVED by MSC 1/18/2022 10:30:24 PM

MICRC Meeting - Detroit, MI - Sept. 29, 2021
Meeting Notice - **Sept. 29, 2021**, **Sept. 29, 2021 - SPANISH**
Meeting Agenda - **Sept. 29, 2021**
Approved Minutes -
Proposed Minutes - **Sept. 29, 2021**
Written Public Comment - **Sept. 29, 2021**
Transcript - **Sept. 29, 2021**
Draft Maps -
Other Meeting Materials -
> **Remote Attendance Notice - Lange**
> **Remote Attendance Notice - Wagner**
> **Remote Attendance Notice - Curry**
> **Remote Attendance Notice - Kellom**

MICRC Meeting - Detroit, MI - Sept. 28, 2021
Meeting Notice - **Sept. 28, 2021**
Meeting Agenda - **Sept. 28, 2021**
Approved Minutes -
Proposed Minutes - **Sept. 28, 2021**
Written Public Comment -
Transcript - **Sept. 28, 2021**
Draft Maps -
Other Meeting Materials -
> **Remote Attendance Notice - Lange**
> **Remote Attendance Notice - Wagner**
> **Remote Attendance Notice - Curry**
> **Remote Attendance Notice - Kellom**
> **Remote Attendance Notice - Clark**
> **Resolution 2021-09-02 Election of Chair**
> **Resolution 2021-09-03 Election of Vice-Chair**
> **Resolution 2021-09-04 Approve Appendix C for EDS**
> **Resolution 2021-09-05 Approve Direct Mail Campaign Contract**
> **Resolution 2021-09-06 Approval of Contract with Local Counsel**
> **CO Update Sept. 28**

MICRC Meeting - Detroit, MI - Sept. 27, 2021
Meeting Notice - **Sept. 27, 2021**
Meeting Agenda - **Sept. 27, 2021**
Approved Minutes -
Proposed Minutes - **Sept. 27, 2021**
Written Public Comment - **Sept. 27, 2021**
Transcript - **Sept. 27, 2021**
Draft Maps -

RECEIVED by MSC 1/18/2022 10:30:24 PM

Other Meeting Materials -
> **Remote Attendance Notice - Lange**
> **Remote Attendance Notice - Wagner**
> **Remote Attendance Notice - Curry**
> **Remote Attendance Notice - Kellom**
> **Remote Attendance Notice - Clark**
> **Remote Attendance Notice - Weiss**
> **Budget approved as amended 2021-07-29 updated as of 08-31**
> **Direct Mail Bidders 9-14 part 1**
> **Direct Mail Bidders 9-14 part 2**
> **Memo Proposed Amendments to MICRC Rules of Procedure Sept. 26**
> **Proposed Amendments to MICRC Rules of Procedure Sept. 26**

MICRC Meeting - Mt. Pleasant, MI - Sept. 24, 2021
Meeting Notice - **Sept. 24, 2021**
Meeting Agenda -**Sept. 24, 2021**
Approved Minutes -
Proposed Minutes - **Sept. 24, 2021**
Written Public Comment - **Sept. 24, 2021**
Transcript - **Sept. 24, 2021**
Draft Maps -
Other Meeting Materials -
> **Remote Attendance Notice - Lange**
> **Remote Attendance Notice - Wagner**
> **Remote Attendance Notice - Curry**
> **Remote Attendance Notice - Kellom**
> **Remote Attendance Notice - Szetela**
> **v9.6 Mapping Process and Procedure Approved**

MICRC Meeting - Mt. Pleasant, MI - Sept. 23, 2021 (5 (p.m. to 8 p.m.)
Meeting Notice - **Sept. 23, 2021**
Meeting Agenda - **Sept. 23, 2021**
Approved Minutes -
Proposed Minutes - **Sept. 23, 2021**
Written Public Comment -
Transcript - **Sept. 23, 2021**
Draft Maps -
Other Meeting Materials -
> **Remote Attendance Notice - Lange**
> **Remote Attendance Notice - Wagner**
> **Remote Attendance Notice - Curry**
> **Remote Attendance Notice - Kellom**
> **Remote Attendance Notice - Szetela**

RECEIVED by MSC 1/18/2022 10:30:24 PM

MICRC Meeting - Mt. Pleasant, MI - Sept. 23, 2021 (10 a.m. to 4 p.m.)
Meeting Notice - **Sept. 23, 2021**
Meeting Agenda - **Sept. 23, 2021**
Approved Minutes -
Proposed Minutes - **Sept. 23, 2021**
Written Public Comment -
Transcript - **Sept. 23, 2021**
Draft Maps -
Other Meeting Materials -
> **Remote Attendance Notice - Lange**
> **Remote Attendance Notice - Wagner**
> **Remote Attendance Notice - Curry**
> **Remote Attendance Notice - Kellom**
> **Remote Attendance Notice - Szetela**
> **DRAFT Appendix C to EDS Contract Sept. 21**

MICRC Meeting - East Lansing, MI - Sept. 22, 2021
Meeting Notice - **Sept. 22, 2021**
Meeting Agenda - **Sept. 22, 2021**
Approved Minutes -
Proposed Minutes - **Sept. 22, 2021**
Written Public Comment -
Transcript - **Sept. 22, 2021**
Draft Maps -
Other Meeting Materials -
> **Remote Attendance Notice - Lange**
> **Remote Attendance Notice - Wagner**
> **Remote Attendance Notice - Curry**
> **Remote Attendance Notice - Kellom**

MICRC Meeting - East Lansing, MI - Sept. 21, 2021 (9 a.m. to 6 p.m.)
Meeting Notice - **Sept. 21, 2021**
Meeting Agenda - **Sept. 21, 2021**
Approved Minutes -
Proposed Minutes - **Sept. 21, 2021**
Written Public Comment -
Transcript - **Sept. 21, 2021**
Draft Maps -
Other Meeting Materials -
> **Remote Attendance Notice - Lange**
> **Remote Attendance Notice - Wagner**
> **Remote Attendance Notice - Curry**
> **Remote Attendance Notice - Szetela**
> **Remote Attendance Notice - Kellom**

RECEIVED by MSC 1/18/2022 10:30:24 PM

MICRC Committee Meeting - East Lansing, MI - Sept. 21, 2021 (8 a.m. to 9 a.m.)
Meeting Notice - **Sept. 21, 2021**
Meeting Agenda - **Sept. 21, 2021**
Approved Minutes -
Proposed Minutes - **Sept. 21, 2021**
Written Public Comment -
Transcript -
Draft Maps -
Other Meeting Materials -
> **Remote Attendance Notice - Lange**
> **Remote Attendance Notice - Wagner**
> **Remote Attendance Notice - Curry**
> **Remote Attendance Notice - Szetela**
> **Remote Attendance Notice - Kellom**
> **Honigman Response RFP Sept. 20**
> **Lancaster Cover Letter Response Local Counsel RFP Sept. 8**
> **Lancaster RFP Response Sept. 8**
> **Lancaster Docs Previously Submitted for GC**
> **Lancaster Political Contributions 2010 to Present**
> **Lancaster Writing Sample July 26, 20211**
> **Local Counsel RFP Fink Bressack**

MICRC Meeting - East Lansing, MI - Sept. 20, 2021
Meeting Notice - **Sept. 20, 2021**
Meeting Agenda - **Sept. 20, 2021**
Approved Minutes -
Proposed Minutes - **Sept. 20, 2021**
Written Public Comment -
Transcript - **Sept. 20, 2021**
Draft Maps -
Other Meeting Materials -
> **Remote Attendance Notice - Lange**
> **Remote Attendance Notice - Kellom**
> **Map Presentation - Sept. 20**

MICRC Meeting - Allendale, MI - Sept. 16, 2021 (5 p.m. to 8 p.m.)
Meeting Notice - **Sept. 16, 2021**
Meeting Agenda - **Sept. 16, 2021**
Approved Minutes -
Proposed Minutes - **Sept. 16, 2021**
Written Public Comment -
Transcript -
Draft Maps -
Other Meeting Materials -
> **Remote Attendance Notice - Lange**

RECEIVED by MSC 1/18/2022 10:30:24 PM

> **Remote Attendance Notice - Wagner**
> **Remote Attendance Notice - Curry**
> **Remote Attendance Notice - Szetela**
> **Remote Attendance Notice - Kellom**
> **Remote Attendance Notice - Clark**

MICRC Meeting - Allendale, MI - Sept. 16, 2021 (1 p.m. to 4 p.m.)
Meeting Notice - **Sept. 16, 2021**
Meeting Agenda - **Sept. 16, 2021**
Approved Minutes -
Proposed Minutes - **Sept. 16, 2021**
Written Public Comment -
Transcript - **Sept. 16, 2021**
Draft Maps -
Other Meeting Materials -
> **Remote Attendance Notice - Lange**
> **Remote Attendance Notice - Wagner**
> **Remote Attendance Notice - Curry**
> **Remote Attendance Notice - Szetela**
> **Remote Attendance Notice - Kellom**
> **Remote Attendance Notice - Clark**

MICRC Meeting - East Lansing, MI - Sept. 15, 2021
Meeting Notice - **Sept. 15, 2021**
Meeting Agenda - **Sept. 15, 2021**
Approved Minutes -
Proposed Minutes - **Sept. 15, 2021**
Written Public Comment -
Transcript - **Sept. 15, 2021**
Draft Maps -
Other Meeting Materials -
> **Remote Attendance Notice - Lange**
> **Remote Attendance Notice - Wagner**
> **Remote Attendance Notice - Curry**
> **Remote Attendance Notice - Szetela**
> **Remote Attendance Notice - Lett**

MICRC Meeting - East Lansing, MI - Sept. 14, 2021
Meeting Notice - **Sept. 14, 2021**
Meeting Agenda - **Sept. 14, 2021**
Approved Minutes -
Proposed Minutes - **Sept. 14, 2021**
Written Public Comment -
> **Sept. 14, 2021 - Part 1**
> **Sept. 14, 2021 - Part 2**

RECEIVED by MSC 1/18/2022 10:30:24 PM

> **Sept. 14, 2021 - Part 3**
> **Sept. 14, 2021 - Part 4**
Transcript - **Sept. 14, 2021**
Draft Maps -
Other Meeting Materials -
> **Remote Attendance Notice - Lange**
> **Remote Attendance Notice - Wagner**
> **Remote Attendance Notice - Curry**
> **Remote Attendance Notice - Szetela**
> **Correspondence from Dr. Petering**

MICRC Meeting - East Lansing, MI - Sept. 13, 2021
Meeting Notice - **Sept. 13, 2021**
Meeting Agenda - **Sept. 13, 2021**
Approved Minutes -
Proposed Minutes - **Sept. 13, 2021**
Written Public Comment - **Sept. 13, 2021**
Transcript - **Sept. 13, 2021**
Draft Maps -
Other Meeting Materials -
> **Remote Attendance Notice - Lange**
> **Remote Attendance Notice - Wagner**
> **Remote Attendance Notice - Curry**
> **Remote Attendance Notice - Szetela**

MICRC Meeting - Big Rapids, MI - Sept. 9, 2021 (5 p.m. to 8 p.m.)
Meeting Notice - **Sept. 9, 2021**
Meeting Agenda - **Sept. 9, 2021**
Approved Minutes -
Proposed Minutes - **Sept. 9, 2021**
Written Public Comment -
Transcript - **Sept. 9, 2021**
Draft Maps -
Other Meeting Materials -
> **Remote Attendance Notice - Lange**
> **Remote Attendance Notice - Wagner**
> **Remote Attendance Notice - Curry**

MICRC Meeting - Big Rapids, MI - Sept. 9, 2021 (12 p.m. to 4 p.m.)
Meeting Notice - **Sept. 9, 2021**
Meeting Agenda - **Sept. 9, 2021**
Approved Minutes -
Proposed Minutes - **Sept. 9, 2021**
Written Public Comment - **Sept. 9, 2021**

RECEIVED by MSC 1/18/2022 10:30:24 PM

Transcript - **Sept. 9, 2021**
Draft Maps -
Other Meeting Materials -
> **Remote Attendance Notice - Lange**
> **Remote Attendance Notice - Wagner**
> **Remote Attendance Notice - Curry**

MICRC Meeting - East Lansing, MI - Sept. 8, 2021
Meeting Notice - **Sept. 8, 2021**
Meeting Agenda - **Sept. 8, 2021**
Approved Minutes -
Proposed Minutes - **Sept. 8, 2021**
Written Public Comment -
Transcript - **Sept. 8, 2021**
Draft Maps -
Other Meeting Materials -
> **Remote Attendance Notice - Lange**
> **Remote Attendance Notice - Wagner**
> **Remote Attendance Notice - Vallette**
> **Remote Attendance Notice - Curry**

MICRC Meeting - East Lansing, MI - Sept. 7, 2021
Meeting Notice - **Sept. 7, 2021**
Meeting Agenda - **Sept. 7, 2021**
Approved Minutes -
Proposed Minutes - **Sept. 7, 2021**
Written Public Comment -
Transcript - **Sept. 7, 2021**
Draft Maps -
Other Meeting Materials -
> **Remote Attendance Notice - Lange**
> **Remote Attendance Notice - Wagner**
> **Remote Attendance Notice - Curry**
> **Remote Attendance Notice - Kellom**
> **COI Cluster Index**
> **In Person Comments Geographical Considerations**
> **Written Public Comment - Aug. 17, 2021**
> **Mapping Process and Procedure Version 9.6**
> **PR Contractor Bid - SE MI**
> **PR Contractor Bid - MI**
> **Direct Mail campaign - Statement of Work**

MICRC Meeting - Ann Arbor, MI - Sept. 2, 2021 (5 p.m. to 8 p.m.)
Meeting Notice - **Sept. 2, 2021**

RECEIVED by MSC 1/18/2022 10:30:24 PM

Meeting Agenda - **Sept. 2, 2021**
Approved Minutes -
Proposed Minutes - **Sept. 2, 2021**
Written Public Comment -
Transcript - **Sept. 2, 2021**
Draft Maps -
Other Meeting Materials -
> **Remote Attendance Notice - Lange**
> **Remote Attendance Notice - Wagner**
> **Remote Attendance Notice - Clark**

MICRC Meeting - Ann Arbor, MI - Sept. 2, 2021 (1 p.m. to 4 p.m.)
Meeting Notice - **Sept. 2, 2021**
Meeting Agenda - **Sept. 2, 2021**
Approved Minutes -
Proposed Minutes - **Sept. 2, 2021**
Written Public Comment - **Sept. 2, 2021**
Transcript - **Sept. 2, 2021**
Draft Maps -
Other Meeting Materials -
> **Remote Attendance Notice - Lange**
> **Remote Attendance Notice - Wagner**
> **Remote Attendance Notice - Clark**
> **Handley presentation - Sept. 2**

MICRC Meeting - Detroit, MI - Sept. 1, 2021
Meeting Notice - **Sept. 1, 2021**
Meeting Agenda - **Sept. 1, 2021**
Approved Minutes -
Proposed Minutes - **Sept. 1, 2021**
Written Public Comment - **Sept. 1, 2021**
Transcript - **Sept. 1, 2021**
Draft Maps -
Other Meeting Materials -
> **Remote Attendance Notice - Lange**
> **Remote Attendance Notice - Wagner**
> **Draft COI Process and Considerations v8.31**
> **Report from Moon Michigan COI Aug. 26**
> **COI Clusters for Michigan**
> **Executed Resolution Aug. 30**
> **Meeting Materials Sept. 1**

MICRC Meeting - Detroit, MI - Aug. 31, 2021
Meeting Notice - **Aug. 31, 2021**

RECEIVED by MSC 1/18/2022 10:30:24 PM

Meeting Agenda - **Aug. 31, 2021**
Approved Minutes -
Proposed Minutes - **Aug. 31, 2021**
Written Public Comment -
Transcript - **Aug. 31, 2021**
Draft Maps -
Other Meeting Materials -
> **Remote Attendance Notice - Lange**
> **Remote Attendance Notice - Wagner**

MICRC Meeting - Detroit, MI - Aug. 30, 2021
Meeting Notice - **Aug. 30, 2021**
Meeting Agenda - **Aug. 30, 2021**
Approved Minutes -
Proposed Minutes - **Aug. 30, 2021**
Written Public Comment - **Aug. 30, 2021**
Transcript - **Aug. 30, 2021**
Draft Maps -
Other Meeting Materials -
> **Remote Attendance Notice - Lange**
> **Remote Attendance Notice - Wagner**
> **Remote Attendance Notice - Szetela**
> **Remote Attendance Notice - Weiss**
> **2nd Round of Public Hearings**
> **2nd Round of Public Hearings Dates and Locations**
> **Copy of Written Public Comments Aug. 17**
> **In Person Comments**
> **Plans from PC Portal as of Aug. 8**
> **Report from Moon MI COI Aug. 26**

MICRC Meeting - Acme, MI - Aug. 26, 2021 (5 p.m. to 8 p.m.)
Meeting Notice - **Aug. 26, 2021**
Meeting Agenda - **Aug. 26, 2021**
Approved Minutes -
Proposed Minutes - **Aug. 26, 2021**
Written Public Comment - **Aug. 26, 2021**
Transcript - **Aug. 26, 2021**
Draft Maps -
Other Meeting Materials -
> **Remote Attendance Notice - Lange**
> **Remote Attendance Notice - Wagner**

MICRC Meeting - Acme, MI - Aug. 26, 2021 (1 p.m. to 4 p.m.)
Meeting Notice - **Aug. 26, 2021**

RECEIVED by MSC 1/18/2022 10:30:24 PM

Meeting Agenda - **Aug. 26, 2021**
Approved Minutes -
Proposed Minutes - **Aug. 26, 2021**
Written Public Comment - **Aug. 26, 2021**
Transcript - **Aug. 26, 2021**
Draft Maps -
> **Witjes alternative draft map** ZIP
Other Meeting Materials -
> **Remote Attendance Notice - Lange**
> **Remote Attendance Notice - Wagner**
> **Resolution Establish Total Cost of Litigation Counsel and Modify Contract Terms - Aug. 20**
> **Michigan COI - Aug. 26, 2021**
> **COI Shape File**

MICRC Meeting - East Lansing, MI - Aug. 24, 2021
Meeting Notice -**Aug. 24, 2021**
Meeting Agenda - **Aug. 24, 2021**
Approved Minutes -
Proposed Minutes - **Aug. 24, 2021**
Written Public Comment -
Transcript - **Aug. 24, 2021**
Draft Maps -
> **South Central Afternoon Draw Aug. 24** ZIP
> **House South East Morning Draw - Aug. 24** JPG
> **House South East Morning Draw - Aug. 24** PDF
Other Meeting Materials -
> **Remote Attendance Notice - Lange**
> **Remote Attendance Notice - Wagner**
> **Formal Invitation to Bid List Draft Aug. 23**
> **Resolution Establish Total Cost of Local Counsel RFP and Extend Formal Invitation to Bid - Aug. 18, 2021**

MICRC Meeting - East Lansing, MI - Aug. 23, 2021

Meeting Notice - **Aug. 23, 2021**
Meeting Agenda - **Aug. 23, 2021**
Approved Minutes -
Proposed Minutes - **Aug. 23, 2021**
Written Public Comment - **Aug. 23, 2021**
Transcript - **Aug. 23, 2021**
Draft Maps -
> **Collaborative Draft State House Map**
> **Collaborative Draft State Senate Map**
> **Eid Alternative Draft Map**

RECEIVED by MSC 1/18/2022 10:30:24 PM

Other Meeting Materials -
> **Remote Attendance Notice - Lange**
> **Remote Attendance Notice - Wagner**
> **Mapping Process Approved Aug. 19, 2021**
> **Proposed Edits to Mapping Process and Procedures Aug. 22, 2021**
> **Resolution Approve Revised Mapping Process and Procedures Aug. 16, 2021**
> **Resolution Approve Direct Purchase of Direct Mail List for Rural and Downriver Aug. 17, 2021**
> **V8.22 Mapping Process and Procedures**

MICRC Meeting - East Lansing, MI - Aug. 20, 2021
Meeting Notice - **Aug. 20, 2021**
Meeting Agenda - **Aug. 20, 2021**
Approved Minutes -
Proposed Minutes - **Aug. 20, 2021**
Written Public Comment - **Aug. 20, 2021**
Transcript - **Aug. 20, 2021**
Draft maps -
> **Comm First Plan SE Mich - Aug. 20, 2021** DBF
> **Comm Plan SE region - Aug. 20, 2021** PDF
> **Comm Plan SE region - Aug. 20, 2021** EXEL
> **Comm Plan SE region Aug. 20, 2021** JPG
> **Comm Plan SE region - Aug. 20, 2021** ZIP
Other Meeting Materials -
> **Remote Attendance Notice - Lange**
> **Remote Attendance Notice - Wagner**
> **Written and emailed Public Comments re Geographical Areas thru July 29, 2021**

MICRC Meeting - East Lansing, MI - Aug. 19, 2021
Meeting Notice - **Aug. 19, 2021**
Meeting Agenda - **Aug. 19, 2021**
Approved Minutes -
Proposed Minutes - **Aug. 19, 2021**
Written Public Comment - **Aug. 19, 2021**
Transcript - **Aug. 19, 2021**
Other Meeting Materials -
> **Remote Attendance Notice - Lange**
> **Remote Attendance Notice - Wagner**
> **Draft Mapping Process and Procedure Final (v8.17)**
> **Resolution 2021.08.06 Approve Mapping Process and Procedures**
> **Draft Procurement Review Policy Revisions Aug. 14**
> **Resolution 2021.08.09 Approve Amended Procurement Guidelines**
> **Resolution 2021.08.10 Approve Issuance of Local Counsel RFP**
> **Draft Contract Robert Half Legal Aug. 18**

RECEIVED by MSC 1/18/2022 10:30:24 PM

> **Resolution 2021.08.11 Approve Contract with RHG for Paralegal Services**
> **Resolution 2021.08.12 Approve bids for Direct Mail Campaign**
> **Resolution 2021.08.13 Promotional Consultant Service**
> **Resolution 2021.08.14 Media Buys 2nd Round of Public Hearings**
> **Resolution 2021.08.15 Approve Purchase of Translation Services**
> **MI 2020 St Senate Dist Table**
> **MI 2020 St House Districts Tables**
> **MI 2020 County Data Tables**
> **EDS Census Data Analysis and Compilation**
> **Written and Emailed Public Comments re. Geographical Areas Aug. 17**

MICRC Meeting - Detroit, MI - Aug. 13, 2021 (Canceled)
Cancelation Meeting Notice - **Aug. 13, 2021**

MICRC Meeting - Detroit, MI - Aug. 12, 2021
Meeting Notice - **Aug. 12, 2021**
Meeting Agenda - **Aug. 12, 2021**
Approved Minutes -
Proposed Minutes - **Aug. 12, 2021**
Written Public Comment - **Aug. 12, 2021**
Transcript - **Aug. 12, 2021**
Other Meeting Materials -
> **Remote Attendance Notice - Lange**
> **Remote Attendance Notice - Wagner**
> **Executed Resolutions**
> **Draft Mapping Schedule v8.11.3**
> **Resolution Approve Revised Meeting Schedule - Aug. 3, 2021**
> **Resolution Approve Additional Billboard Ads - Aug. 7, 2021**
> **Resolution Approve Direct Mail Campaign - Aug. 8, 2021**
> **Resolution Approve Draft of Procedures for Mapping Meetings - Aug. 6, 2021**
> **Resolution Approve Draft of COI and Public Comment Process Considerations - Aug. 4, 2021**
> **Resolution Approve Draft of Mapping Software Guidelines Re a Quorum - Aug. 5, 2021**
> **Mapping Compendium Part 1**
> **Mapping Compendium Part 2**

MICRC Meeting - Detroit, MI - Aug. 6, 2021
Meeting Notice - **Aug. 6, 2021**
Meeting Agenda - **Aug. 6, 2021**
Approved Minutes -
Proposed Minutes - **Aug. 6, 2021**
Written Public Comment -
Transcript - **Aug. 6, 2021**
Other Meeting Materials -
> **Remote Attendance Notice - Lange**

RECEIVED by MSC 1/18/2022 10:30:24 PM

> **Remote Attendance Notice - Wagner**
> **Measuring Partisan Fairness by Dr. Lisa Handley**
> **Dr. L. Handley Memo on Three Partisan Fairness Measures**
> **COI Aggregation**

MICRC Meeting - Detroit, MI - Aug. 5, 2021
Meeting Notice - **Aug. 5, 2021**
Meeting Agenda - **Aug. 5, 2021**
Approved Minutes -
Proposed Minutes - **Aug. 5, 2021**
Written Public Comment - **Aug. 5, 2021**
Transcript -
Other Meeting Materials -
> **Remote Attendance Notice - Lange**
> **Remote Attendance Notice - Wagner**
> **Notice and Report of an Informal Contract**
> **Encore Quote 2669 1020 July 29 and 30, 2021**
> **Risk Acceptance Request to Obtain Quickbooks**
> **Considerations for the Calendar Beginning Aug. 24**
> **MICRC Resolution Aug. 1, 2021 Revise Commission Meeting Schedule**
> **Correspondence from James Whitehorne re Census**
> **MI Redistricting Regions JPG**
> **Public Comment Aug. 5, 2021**

MICRC Committee Meeting - Detroit, MI - Aug. 5, 2021
Committee Notice - **Aug. 5, 2021**
Committee Agenda - **Aug. 5, 2021**
Approved Minutes -
Proposed Minutes - **Aug. 5, 2021**
Written Public Comment -
Transcript -
Other Committee Meeting Materials -
> **Litigation Counsel RFP Scoring Sheet**
> **Proposal by BakerHostetler LLP July 2021**
> **RFP 920 210000002217 Litigation Counsel**
> **RFP Appendix A 920 210000002217**

MICRC Meeting - Detroit, MI - July 30, 2021
Meeting Notice - **July 30, 2021**
Meeting Agenda - **July 30, 2021**
Approved Minutes - **July 30, 2021**
Proposed Minutes - **July 30, 2021**
Written Public Comment -
Transcript - **July 30, 2021**

RECEIVED by MSC 1/18/2022 10:30:24 PM

Other Meeting Materials -
> **Remote Attendance Notice - Lange**
> **Remote Attendance Notice - Wagner**
> **Correspondence from Dr. Petering**
> **MI Redistricting Regions**

MICRC Meeting - Detroit, MI - July 29, 2021
Meeting Notice - **July 29, 2021**
Meeting Agenda - **July 29, 2021**
Approved Minutes - **July 29, 2021**
Proposed Minutes - **July 29, 2021**
Written Public Comment - **July 29, 2021**
Transcript - **July 29, 2021**
Other Meeting Materials -
> **Remote Attendance Notice - Lange**
> **Remote Attendance Notice - Wagner**
> **Resolution 7/5/2021 Amendment to Hammersmith Contract**
> **Resolution 7/6/2021 Amendment to Pastula Contract**
> **Resolution 7/7/2021 Amendment to Woods III Contract**
> **Budget 7/15/2021**
> **Resolution 2021/07/08 Approve Revisions to Budget**
> **Resolution 7/9/2021 AV Contracts for Meetings**
> **Resolution 7/10/2021 MAB TV Advertising Buys**
> **Draft Amendment to Employment Contracts**
> **Community Outreach PowerPoint**

MICRC Meeting - Lansing, MI - July 23, 2021
Meeting Notice - **July 23, 2021**
Meeting Agenda - **July 23, 2021**
Approved Minutes - **July 23, 2021**
Proposed Minutes - **July 23, 2021**
Written Public Comment -
Transcript - **July 23,2021**
Other Meeting Materials -
> **Remote Attendance Notice - Lange**
> **Remote Attendance Notice - Wagner**
> **Remote Attendance Notice - Clark**
> **Draft MICRC Calendar updated - July 15, 2021**
> **MICRC Adopted Schedule v7-15**
> **Notice of Emergency Procurement - July 22 & 23, 2021**
> **Resolution Approve Emergency AV Procurement July 4, 2021**

MICRC Meeting - Lansing, MI - July 22, 2021
Meeting Notice - **July 22, 2021**

RECEIVED by MSC 1/18/2022 10:30:24 PM

Meeting Agenda - **July 22, 2021**
Approved Minutes - **July 22, 2021**
Proposed Minutes - **July 22, 2021**
Written Public Comment - **July 22, 2021**
Transcript - **July 22, 2021**
Other Meeting Materials -
> **Remote Attendance Notice - Lange**
> **Remote Attendance Notice - Wagner**

MICRC Meeting - Benton Harbor, MI - July 15, 2021
Meeting Notice - **July 15, 2021**
Meeting Agenda - **July 15, 2021**
Approved Minutes - **July 15, 2021**
Proposed Minutes - **July 15, 2021**
Written Public Comment - **July 15, 2021**
Transcript -
Other Meeting Materials -
> **Notice of Remote Attendance - Lange**
> **Notice of Remote Attendance Kellom**
> **Notice of Remote Attendance - Clark**
> **Draft Calendar of Activities - July 14, 2021**
> **Schedule July 15 through September 30 adopted - July 9, 2021**
> **Resolution July 01, 2021 Approve Revised Commission Meeting Schedule**
> **Memo on Assuring Quorums and Notification of Absences**
> **Financial Procedures DRAFT - July 5, 2021**
> **Resolution July 2, 2021 Approve Financial Procedures**
> **Taylor'd Planning Contract Summary**
> **Notice of Emergency Procurement**
> **Resolution July 3, 2021 - Approve Emergency AV Procurement**
> **Adopted Schedule - V-7-15**

July 9, 2021 - Michigan Supreme Court Order on Petition for Relief
Order - 162891

MICRC Meeting - July 9, 2021
Meeting Notice - **July 9, 2021**
Meeting Agenda - **July 9, 2021**
Approved Minutes - **July 9, 2021**
Proposed Minutes - **July 9, 2021**
Written Public Comment - **July 9, 2021**
Transcript - **July 9, 2021**
Other Meeting Materials -
> Notice of Remote Attendance - **Lange**
> Notice of Remote Attendance - **Wagner**

RECEIVED by MSC 1/18/2022 10:30:24 PM

> Notice of Remote Attendance - **Szetela**
> **Draft email to written public comment submissions**
> **Adelson DOJ Constitution July 9**
> **Draft Proposed Schedule - July and Aug.**
> **Amended RFP Litigation Counsel - Adopted**
> **Measuring Partisan Fairness by Dr. Lisa Handley**

MICRC Meeting - July 8, 2021
Meeting Notice - **July 8, 2021**
Meeting Agenda - **July 8, 2021**
Approved Minutes - **July 8, 2021**
Proposed Minutes - **July 8, 2021**
Written Public Comment - **July 8, 2021**
Transcript - **July 8, 2021**
Other Meeting Materials -
> Notice of Remote Attendance - **Lange**
> Notice of Remote Attendance - **Wagner**
> Notice of Remote Attendance - **Szetela**
> **Public feedback overview through July 4**
> **Adelson Implicit Bias July 8**
> **Communities of Interest Process - July 7, 2021**

MICRC Hearing - Grand Rapids, MI (DeVos Place) - July 1, 2021
Hearing Notice - **HEARING NOTICE**
Hearing Agenda - **HEARING AGENDA**
Approved Minutes - **July 1, 2021**
Proposed Minutes - **July 1, 2021**
Written Public Comment -
Transcript - **July 1, 2021**
Other Hearing Materials -
> Notice of Remote Attendance - **Lange**
> Notice of Remote Attendance - **Wagner**

MICRC Meeting - Grand Rapids (DeVos Place) - July 1, 2021

Meeting Notice - **MEETING NOTICE**
Meeting Agenda - **MEETING AGENDA**
Approved Minutes - **July 1, 2021**
Proposed Minutes - **July 1, 2021**
Written Public Comment - **July 1, 2021** (also see below in other materials)
Transcript - **July 1, 2021**
Other Hearing Materials -
> Notice of Remote Attendance - **Lange**
> Notice of Remote Attendance - **Wagner**

RECEIVED by MSC 1/18/2022 10:30:24 PM

> **Public Comment Submission - Redistricting possible solution** XLSX
> **MICRC Draft Timeline and Roadmap**
> **MICRC Calendar - July 1, 2021**

MICRC Meeting - June 30, 2021
Meeting Notice - **June 30, 2021**
Meeting Agenda - **June 30, 2021**
Approved Minutes - **June 30, 2021**
Proposed Minutes - **June 30, 2021**
Written Public Comment -
Transcript - **June 30, 2021**
Other Meeting Materials -
> **Thought Starters for Process - June 28, 2021**
> **Redistricting Process v 1.0**

MICRC Hearing - Muskegon, MI (VanDyk Mortgage Convention Center) - June 29, 2021
Hearing Notice - **HEARING NOTICE**
Hearing Agenda - **HEARING AGENDA**
Approved Minutes - **June 29, 2021**
Proposed Minutes - **June 29, 2021**
Written Public Comment -
Transcript - **June 29, 2021**
Other Hearing Materials -
> Notice of Remote Attendance - **Lange**
> Notice of Remote Attendance - **Wagner**

MICRC Meeting - Muskegon, MI (VanDyk Mortgage Convention Center) - June 29, 2021
Meeting Notice - **MEETING NOTICE**
Meeting Agenda - **MEETING AGENDA**
Approved Minutes - **June 29, 2021**
Proposed Minutes - **June 29, 2021**
Written Public Comment - **June 29, 2021**
Transcript - **June 29, 2021**
Other Hearing Materials -
> Notice of Remote Attendance - **Lange**
> Notice of Remote Attendance - **Wagner**
> Notice of Remote Attendance - **Szetela**
> **Resolutions - June 29, 2021**
> **Resolution Issue RFP for Litigation Counsel - June 4, 2021**
> **Org Chart - June 28, 2021**
> **Resolution Org Chart - June 5, 2021**
> **Part 4 Training Census Data #1** PPTX
> **Part 4 Training Census Data #2** PPTX
> **Part 4 Training Census Data #3** PPTX
> **Part 4 Training Census Data #4** PPTX

RECEIVED by MSC 1/18/2022 10:30:24 PM

MICRC Committee Meeting - June 28, 2021

Committee Meeting Notice - **June 28, 2021**
Committee Meeting Agenda - **June 28, 2021**
Approved Minutes - **June 28, 2021**
Proposed Minutes - **June 28, 2021**
Written Public Comment - **June 28, 2021**
Transcript - **June 28, 2021**
Other Committee Meeting Materials -
> **Thought Starters for Redistricting Process - June 26, 2021**
> **Draft Redistricting Process Flow Chart - June 26, 2021**

MICRC Committee Meeting - June 25, 2021
Committee Meeting Notice - **June 25, 2021**
Committee Meeting Agenda -**June 25,2021**
Approved Minutes - **June 25, 2021**
Proposed Minutes - **June 25, 2021**
Written Public Comment -
Transcript - **June 25, 2021**
Other Committee Meeting Materials -
> **Questions from MICRC to Consultants**
> **Thought Starters for Redistricting Process Decisions**
> **Election Data Services Contract**

MICRC Hearing - Warren, MI (MRCC Banquet Center) - June 24, 2021
Hearing Notice - **HEARING NOTICE**
Hearing Agenda - **HEARING AGENDA**
Approved Minutes - **June 24, 2021**
Proposed Minutes - **June 24, 2021**
Written Public Comment -
Transcript - **June 24, 2021**
Other Hearing Materials -
> Notice of Remote Attendance - **Lange**
> Notice of Remote Attendance - **Wagner**
> Notice of Remote Attendance - **Orton**

MICRC Meeting - Warren, MI (MRCC Banquet Center) - June 24, 2021
Meeting Notice - **MEETING NOTICE**
Meeting Agenda - **MEETING AGENDA**
Approved Minutes - **June 24, 2021**
Proposed Minutes - **June 24, 2021**
Written Public Comment -
Transcript - **June 24, 2021**
Other Hearing Materials -
> Notice of Remote Attendance - **Lange**

RECEIVED by MSC 1/18/2022 10:30:24 PM

> Notice of Remote Attendance - **Wagner**
> Notice of Remote Attendance - **Orton**
> **MI Counties Population Plan Tables revamped** XLS
> **Kim Brace MI Counties Population Plan Tables revamped**
> **Kim Brace Part 2 Redistricting Elements Census Data**
> **Part 3 Redistricting Elements Census Data Race** PPTX
> **Population Estimates 2020** XLSX
> **Morgan RD mapping Part 1**
> **Morgan RD mapping Part 2**
> **Morgan RD mapping Part 3**
> **Morgan RD mapping Part 4**
> **Morgan RD mapping Part 5**
> **MI Counties Pop Plan Tables - June 24** XLS

MICRC Hearing - Port Huron, MI (Blue Water Convention Center) - June 22, 2021
Hearing Notice - **HEARING NOTICE**
Hearing Agenda - **HEARING AGENDA**
Approved Minutes - **June 22, 2021**
Proposed Minutes - **June 22, 2021**
Written Public Comment -
Transcript - **June 22, 2021**
Other Hearing Materials -
> Notice of Remote Attendance - **Lange**
> Notice of Remote Attendance - **Wagner**
> Notice of Remote Attendance - **Orton**

MICRC Meeting - Port Huron, MI (Blue Water Convention Center) - June 22, 2021
Meeting Notice - **MEETING NOTICE**
Meeting Agenda - **MEETING AGENDA**
Approved Minutes - **June 22, 2021**
Proposed Minutes - **June 22, 2021**
Written Public Comment - **June 22, 2021**
Transcript - **June 22, 2021**
Other Hearing Materials -
> Notice of Remote Attendance - **Lange**
> Notice of Remote Attendance - **Wagner**
> Notice of Remote Attendance - **Orton**
> **Reflections on the Listening Tour 6/22**
> **Fairness and Decision Making**
> **Resolution June 3, 2021 Update Commission Meeting Schedule per June 22 Agenda**

MICRC Hearing - Detroit, MI (TCF CENTER) - June 17, 2021
Hearing Notice - **HEARING NOTICE**
Hearing Agenda - **HEARING AGENDA**
Approved Minutes - **June 17, 2021**

RECEIVED by MSC 1/18/2022 10:30:24 PM

Proposed Minutes - **June 17, 2021**
Written Public Comment -
Transcript - **June 17, 2021**
Other Hearing Materials -
> Notice of Remote Attendance - **Lange**
> Notice of Remote Attendance - **Wagner**
> Notice of Remote Attendance - **Szetela**

MICRC Meeting - Detroit, MI (TCF CENTER) - June 17, 2021

Meeting Notice - **MEETING NOTICE**
Meeting Agenda - **MEETING AGENDA**
Approved Minutes - **June 17, 2021**
Proposed Minutes - **June 17, 2021**
Written Public Comment -
Transcript - **June 17, 2021**
Other Hearing Materials -
> Notice of Remote Attendance - **Lange**
> Notice of Remote Attendance - **Wagner**
> Notice of Remote Attendance - **Szetela**
> **Reflections on the Listening Tour**
> **Regular Meeting Schedule Updated 6-16-21**
> **Resolution for Revised Commission Meeting Schedule**
> **Kim Brace Part 2 Redistricting Elements Census Data**
> **Kim Brace MI Counties Pop Plan Tables**

MICRC Meeting - Detroit, MI (The Village Dome at Fellowship Chapel) - June 15, 2021
Hearing Notice - **HEARING NOTICE**
Hearing Agenda - **HEARING AGENDA**
Approved Minutes - **June 15, 2021**
Proposed Minutes - **June 15, 2021**
Written Public Comment -
Transcript - **June 15, 2021**
Other Hearing Materials -
> Notice of Remote Attendance - **Lange**
> Notice of Remote Attendance - **Wagner**

MICRC Meeting - Detroit, MI (The Village Dome at Fellowship Chapel) - June 15, 2021
Meeting Notice - **MEETING NOTICE**
Meeting Agenda - **MEETING AGENDA**
Approved Minutes - **June 15, 2021**
Proposed Minutes - **June 15, 2021**
Written Public Comment - **June 15, 2021**
Transcript -
Other Hearing Materials -

RECEIVED by MSC 1/18/2022 10:30:24 PM

> Notice of Remote Attendance - **Lange**
> Notice of Remote Attendance - **Wagner**
> **Reflections on the Listening Tour**
> **Budget - May 31, 2021**
> **Adelson - Redistricting and Race**
> **Communications and Outreach Update PowerPoint**

Legal Filing - June 10, 2021
Responsive brief of Petitioners MICRC/SOS
Responsive brief of Dept. of Attorney General in support
League of Women Voters amicus brief in support
Voters Not Politicians amicus brief in support
Responsive brief of Dept. of Attorney General in opposition
Senate amicus brief in opposition

MICRC Hearing - Pontiac, MI - June 10, 2021
Hearing Notice - **HEARING NOTICE**
Hearing Agenda - **HEARING AGENDA**
Approved Minutes - **June 10, 2021**
Proposed Minutes - **June 10, 2021**
Written Public Comment -
Transcript - **June 10, 2021**
Other Hearing Materials -
> Notice of Remote Attendance - **Lange**
> Notice of Remote Attendance - **Wagner**

MICRC Meeting - Pontiac, MI - June 10, 2021
Meeting Notice - **MEETING NOTICE**
Meeting Agenda - **MEETING AGENDA**
Approved Minutes - **June 10, 2021**
Proposed Minutes - **June 10, 2021**
Written Public Comment -
Transcript - **June 10, 2021**
Other Hearing Materials -
> Notice of Remote Attendance - **Lange**
> Notice of Remote Attendance - **Wagner**
> **2021 Schedule Updated**
> **Next Steps and Future Agenda Items**

MICRC Hearing - Novi, MI - June 8, 2021
Hearing Notice - **HEARING NOTICE**
Agenda -
Approved Minutes - **June 8, 2021**
Proposed Minutes - **June 8, 2021**
Written Public Comment - **June 8, 2021**

RECEIVED by MSC 1/18/2022 10:30:24 PM

Transcript - **June 8, 2021**
Other Hearing Materials -
> Notice of Remote Attendance - **Lange**
> Notice of Remote Attendance - **Wagner**

MICRC Hearing - Dearborn, MI - June 3, 2021
Hearing Notice - **HEARING NOTICE**
Agenda - **HEARING AGENDA**
Approved Minutes - **June 3, 2021**
Proposed Minutes - **June 3, 2021**
Written Public Comment -
Transcript - **June 3, 2021**
Other Hearing Materials -
> Notice of Remote Attendance - **Lange**
> Notice of Remote Attendance - **Wagner**

MICRC Meeting - Dearborn, MI - June 3, 2021
Meeting Notice - **MEETING NOTICE**
Agenda - **MEETING AGENDA**
Approved Minutes - **June 3, 2021**
Proposed Minutes - **June 3, 2021**
Written Public Comment - **June 3, 2021**
Transcript - **June 3, 2021**
Other Hearing Materials -
> Notice of Remote Attendance - **Lange**
> Notice of Remote Attendance - **Wagner**
> **Resolution - Change Commission Meetings - 5/14/2021**
> **MEMO for options 6/2/2021**
> **Executed Resolutions - 6/3/2021**

MICRC Hearing - Flint, MI - June 1, 2021
Hearing Notice - **HEARING NOTICE**
Agenda - **HEARING AGENDA**
Approved Minutes - **June 1, 2021**
Proposed Minutes - **June 1, 2021**
Written Public Comment - **June 1, 2021**
Transcript - **June 1, 2021**
Other Hearing Materials -
> Notice of Remote Attendance - **Lange**
> Notice of Remote Attendance - **Wagner**
> **Legal Staffing Agency Updated Dates and Posted June 1**

MICRC Hearing - Lansing, MI - May 27, 2021
Hearing Notice - **HEARING NOTICE**
Agenda - **HEARING AGENDA**

RECEIVED by MSC 1/18/2022 10:30:24 PM

Approved Minutes - **May 27, 2021**
Proposed Minutes - **May 27, 2021**
Written Public Comment -
Transcript - **May 27, 2021**
Other Hearing Materials -
> Notice of Remote Attendance - **Lange**
> Notice of Remote Attendance - **Wagner**

MICRC Meeting - Lansing, MI - May 27, 2021
Meeting Notice - **MEETING NOTICE**
Agenda - **MEETING AGENDA**
Approved Minutes - **May 27, 2021**
Proposed Minutes - **May 27, 2021**
Written Public Comment - **May 27, 2021**
Transcript - **May 27, 2021**
Other Meeting Materials -
> Notice of Remote Attendance - **Lange**
> Notice of Remote Attendance - **Wagner**
> **Executed Resolutions**
> **Resolution - Waive potential conflicts of interest - May 13, 2021**
> **Resolution - Hire Executive Assistant**
> **MICRC Election Data Services Contract**

MICRC Hearing - Midland, MI - May 25, 2021
Hearing Notice - **HEARING NOTICE**
Agenda - **HEARING AGENDA**
Approved Minutes - **May 25, 2021**
Proposed Minutes - **May 25, 2021**
Written Public Comment -
Transcript - **May 25, 2021**
Other Hearing Materials -
> Notice of Remote Attendance - **Lange**
> Notice of Remote Attendance - **Wagner**

MICRC Hearing - Gaylord, MI - May 20, 2021
Meeting Notice - **HEARING NOTICE**
Agenda - **HEARING AGENDA**
Approved Minutes - **May 20, 2021**
Proposed Minutes - **May 20, 2021**
Written Public Comment -
Transcript - **May 20, 2021**
Other Hearing Materials -
> Notice of Remote Attendance - **Szetela**

RECEIVED by MSC 1/18/2022 10:30:24 PM

> Notice of Remote Attendance - **Clark**
> Notice of Remote Attendance - **Lange**
> Notice of Remote Attendance - **Wagner**

MICRC Meeting - May 20, 2021
Meeting Notice - **MEETING NOTICE**
Agenda - **MEETING AGENDA**
Approved Minutes - **May 20, 2021**
Proposed Minutes - **May 20, 2021**
Written Public Comment -
Transcript - **May 20, 2021**
Other Meeting Materials
> Notice of Remote Attendance - **Szetela**
> Notice of Remote Attendance - **Clark**
> Notice of Remote Attendance - **Lange**
> Notice of Remote Attendance - **Wagner**
> **Proposed Minutes - May 6, 2021**
> **Proposed Minutes - May 11, 2021**
> **Travel Regulations**

MICRC Hearing - Marquette, MI - May 18, 2021
Meeting Notice - **May 18, 2021**
Agenda - **May 18, 2021**
Approved Minutes - **May 18, 2021**
Proposed Minutes - **May 18, 2021**
Written Public Comment -
Transcript - **May 18, 2021**
Other Hearing Materials
> Notice of Remote Attendance - **Clark**
> Notice of Remote Attendance - **Lange**
> Notice of Remote Attendance - **Wagner**

MICRC Hearing - Kalamazoo, MI - May 13, 2021
Meeting Notice - **May 13, 2021**
Agenda - **May 13, 2021**
Approved Minutes - **May 13, 2021**
Proposed Minutes - **May 13, 2021**
Written Public Comment - **May 13, 2021**
Transcript - **May 13, 2021**
Other Meeting Materials
> Notice of Remote Attendance - **Lange**
> Notice of Remote Attendance - **Wagner**
> **MICRC Federal Compliance VRA Legal Counsel Contract**

RECEIVED by MSC 1/18/2022 10:30:24 PM

MICRC Meeting - May 13, 2021 - Cancelled
Meeting Cancellation - **May 13, 2021**

MICRC Hearing - Jackson, MI - May 11, 2021
Meeting Notice - **May 11, 2021**
Agenda - **May 11, 2021**
Approved Minutes - **May 11, 2021**
Proposed Minutes - **May 11, 2021**
Written Public Comment - **May 11, 2021**
Transcript - **May 11, 2021**
Other Meeting Materials
> Notice of Remote Attendance - **Lange**
> Notice of Remote Attendance - **Wagner**

MICRC Meeting - May 6, 2021
Meeting Notice - **May 6, 2021**
Agenda - **May 6, 2021**
Approved Minutes - **May 6, 2021**
Proposed Minutes - **May 6, 2021**
Written Public Comment - **May 6, 2021**
Transcript - **May 6, 2021**
Other Meeting Materials -
> **Resolution Issue Bid Requests for Legal Staffing May 1, 2021**
> **Procurement Request Legal Staffing May 4 with Updates**
> **Notice of Emergency Procurement**
> **Jackson AV Quote Chase Creative**
> **Resolution Emergency Procurement Jackson AV - May 2, 2021**
> **Resolution Muskegon Public Hearing AV Contract Chase Creative - May 3, 2021**
> **Resolution Public Hearing AV Contracts with Encore - May 4, 2021**
> **Conflict of Interest Policy Draft Submitted May 4, 2021**
> **Resolution Conflict of Interest Policy May 5, 2021**
> **Litigation Counsel SOW Draft Submitted May 4, 2021**
> **Resolution Issue RFP Litigation Counsel - May 6, 2021**
> **Budget updated May 3, 2021**
> **Resolution Approve Revisions to Budget May 7, 2021**
> **Resolution Discharge Consultant Procurement Committees - May 8, 2021**
> **Resolution Cancel May 13 meeting - May 9, 2021**
> **CO Update - May 6, 2021**
> **Conflicts Policy Presentation - May 6, 2021**
> **Litigation RFP Presentation - May 6, 2021**

MICRC Committee Meeting - Apr. 29, 2021
Meeting Notice -
Agenda -
Approved Minutes -

RECEIVED by MSC 1/18/2022 10:30:24 PM

Proposed Minutes -
Written Public Comment -
Transcript - **Apr. 29, 2021**
Other Meeting Materials -

MICRC Meeting - Apr. 29, 2021
Meeting Notice - **Apr. 29, 2021**
Agenda - **Apr. 29, 2021**
Approved Minutes - **Apr. 29, 2021**
Proposed Minutes - **Apr. 29, 2021**
Written Public Comment - **Apr. 29, 2021**
Transcript - **Apr. 29, 2021**
Other Meeting Materials -
> **Legal Services Staffing**
> **Resolution Billboard Advertising for Public Hearings - Apr. 17, 2021**
> **Travel Regulations**
> **Resolution Issue Bid Request for Legal Staffing Agency Apr. 19, 2021**
> **Resolution Extend Remote Meeting for May 6 - Apr. 18, 2021**
> **Resolution Media Buys for Public Hearings - Apr. 16, 2021**
> **Resolution Offer Contract for Videographer Services - Apr. 15, 2021**
> **Resolution AV Contracts for Public Hearings - Apr. 20, 2021**
> **Public Hearing Logistics**
> **April 29 Apportionment**
> **Communications and Outreach Update and Video Production Services**

MICRC Meeting - Apr. 22, 2021
Meeting Notice - **Apr. 22, 2021**
Agenda - **Apr. 22, 2021**
Approved Minutes - **Apr. 22, 2021**
Proposed Minutes - **Apr. 22, 2021**
Written Public Comment - **Apr. 22, 2021**
Transcript - **Apr. 22, 2021**
Other Meeting Materials -
> **Memo - Public Comment Process Apr. 21, 2021**
> **Draft Commissioners Roles in the Public Comment Process**
> **One-Pager Live Public Comment Guidelines**
> **Communities of Interest Process**
> **Videographer Evaluation Form**
> **Cutters Updated Pricing Commercial**
> **Cutters updated pricing Vignette**
> **Cutters Studios**
> **Lambert pricing clarified**
> **Lambert Video Production**
> **Cold Box Bid**

RECEIVED by MSC 1/18/2022 10:30:24 PM

> Message Makers Proposal
> Imageworks Proposal
> Good Fruit Proposal
> Good Fruit Process
> Good Fruit Production Plan
> Nicolini Video Production Services Proposal Apr. 21, 2021
> Unodeuce Video Proposal 2021
> Resolution Offer Contract for Videographer Services Apr. 15, 2021
> Video Production Services Bid

Legal Filing - April. 20, 2021
> Motion 01 expedite MI Supreme Court
> Brief 01 support petition MI Supreme Court Part 1
> Brief 01 support petition MI Supreme Court Part 2
> Brief 01 exhibits and cover part 1
> Brief 01 exhibits and cover part 2
> Brief 01 exhibits and cover part 3
> Brief 01 exhibits and cover part 4
> Petition for Relief

MICRC Meeting - Apr. 16, 2021
Meeting Notice - **Apr. 16, 2021**
Agenda - **Apr. 16, 2021**
Approved Minutes - **Apr. 16, 2021**
Proposed Minutes - **Apr. 16, 2021**
Written Public Comment - **Apr. 16, 2021**
Transcript - **Apr. 16, 2021**
Other Meeting Materials -
> Resolution - Offer Contracts to Promotional Consultants - Apr. 13, 2021
> Public Hearings and town hall forums
> Draft Regular Commission Meeting Agenda during Public Hearing Weeks
> University Outreach
> M3Group MICRC SEM Quote
> M3Group MICRC SEM Timeline
> RFP response McConnell
> SOW Quote Final Michigan
> SOW Quote Final Michigan Timeline
> Quote Van Dyke Horn MICRC Campaign April 2021 SEM
> Statewide proposal VDH MICRC Proposal April 2021
> PR Presentation

MICRC Meeting - Apr. 15, 2021
Meeting Notice - **Apr. 15, 2021**
Agenda - **April 15, 2021**
Approved Minutes - **April 15, 2021**

RECEIVED by MSC 1/18/2022 10:30:24 PM

Proposed Minutes - **Apr. 15, 2021**
Written Public Comment - **Apr. 15, 2021**
Transcript - **Apr. 15, 2021**
Other Meeting Materials -
> **Bids for Video Production Services**
> **Resolution Bids for Video Production Services**
> **Resolution to Reconsider Vote on Resolution Apr. 1, 2021**
> **Resolution Apr. 10, 2021 to Extend VRA Legal Counsel Contract**
> **Legacy Format Data Submission Apr. 14, 2021**
> **Resolution April 11, 2021 Add Language to Request for Relief from MI Supreme Court**
> **Draft Communications and Outreach Plan Apr. 12**
> **Resolution Apr. 4, 2021 Communications and Outreach Plan**
> **Members Responsibility Matrix Apr. 12, 2021**
> **MICRC Market Research**
> **Resolution Apr. 11, 2021 FINAL Add Language to Request for Relief from the MI Supreme Court**

MICRC Meeting - Apr. 8, 2021
Meeting Notice - **Apr. 8, 2021**
Agenda - **Apr. 8, 2021**
Approved Minutes - **Apr. 8, 2021**
Proposed Minutes - **Apr. 8, 2021**
Written Public Comment - **Apr. 8, 2021**
Transcript - **Apr. 8, 2021**
Other Meeting Materials -
> **Proposed VRA Counsel Interview Questions**
> **Resolution Approve VRA Legal Counsel Consultant**
> **PR Consultant Bid SE Michigan**
> **PR Consultant Bid except SE Michigan**
> **Resolution Issue Bid Requests for Promotional Consultants**
> **Resolution Revised Public Hearing Dates and Locations**
> **Resolution Contracts with Venues for Public Hearings**
> **Remote and Hybrid Meeting Procedures draft**
> **Resolution Remote and Hybrid Meetings**
> **Resolution Lost Stolen Damaged State Equipment Policy**
> **Lost Stolen Equipment Policy Draft**
> **FY Budget as of 3/31/2021**
> **Michigan Pledge and Land Acknowledgments**
> **Policy for Approval of Expenses - Approved**
> **Commission Members Responsibility Matrix - Mar. 30**
> **Proposed Communications and Outreach Plan**

MICRC Committee Meeting - Mar. 30, 2021
Meeting Notice - **Mar. 30, 2021**
Agenda - **Mar. 30, 2021**

RECEIVED by MSC 1/18/2022 10:30:24 PM

Approved Minutes - **Mar. 30, 2021**
Proposed Minutes - **Mar. 30, 2021**
Written Public Comment - **Mar. 30, 2021**
Transcript - **Mar. 30, 2021**
Other Meeting Materials -
> **Bryan Sells VRA RFP Submission**
> **Clark Hill VRA RFP Submission**
> **Crimcard VRA RFP Submission**
> **Federal Compliance VRA RFP Submission**
> **Honigman VRA RFP Submission**
> **Tueth VRA RFP Submission**
> **Voting Rights Act Legal Counsel RFP**
> **Sandler VRA RFP Submission Part 1**
> **Sandler VRA RFP Submission Part 2**
> **Vendor Ranking and Rationale**

MICRC Meeting - Mar. 30, 2021
Meeting Notice - **Mar. 30, 2021**
Agenda - **Mar. 30, 2021**
Approved Minutes - **Mar. 30, 2021**
Proposed Minutes - **Mar. 30, 2021**
Written Public Comment - **Mar. 30, 2021**
Transcript - **Mar, 30, 2021**
Other Meeting Materials -
> **Resolution - Revised Public Hearing Schedule and Locations**
> **Resolution - Invitations for Presentations by VRA Legal Counsel Firms**
> **Resolution - Approve Continued Electronic "Virtual" Meetings**
> **Commission Member Responsibilities**
> **Memo - Extend Virtual Meetings**
> **Public Hearings Itinerary and Schedule**

MICRC Meeting - Mar. 25, 2021
Meeting Notice - **Mar. 25, 2021**
Agenda - **Mar. 25, 2021**
Approved Minutes - **Mar. 25, 2021**
Proposed Minutes - **Mar. 25, 2021**
Written Public Comment - **Mar. 25, 2021**
Transcript - **Mar. 25, 2021**
Other Meeting Materials -
> **Memo Proposed Extension Dates final Submitted Mar. 23**
> **Resolution - Date Relief for MI Supreme Court Petition**
> **Acronyms**
> **Orientation Glossary**
> **Executive Assistant Job Posting**
> **Resolution - Strategic Plan**

RECEIVED by MSC 1/18/2022 10:30:24 PM

> **Draft Strategic Plan**
> **Sunshine Resolution**
> **Communications Policy**
> **March 25 Resolution Date Relief for MI Supreme Court Petition Page 1**

MICRC Meeting - Mar. 18, 2021
Meeting Notice - **Mar. 18, 2021**
Agenda - **Mar. 18, 2021**
Approved Minutes - **Mar. 18, 2021**
Proposed Minutes - **Mar. 18, 2021**
Written Public Comment - **Mar. 18, 2021**
Transcript - **Mar. 18, 2021**
Other Meeting Materials -
> **Resolution Finalize EDS Appendix and Contract**
> **Resolution Logo**
> **Sunshine Week Resolution Text**
> **Sunshine Week Resolution**

MICRC Meeting - Mar. 11, 2021
Meeting Notice - **Mar. 11, 2021**
Agenda - **Mar. 11, 2021**
Approved Minutes - **Mar. 11, 2021**
Proposed Minutes - **Mar. 11, 2021**
Written Public Comment - **Mar. 11, 2021**
Transcript - **Mar. 11, 2021**
Other Meeting Materials -
> **Resolution - Budget - Feb. 13, 2021**
> **Resolution Public Hearing Locations - Feb. 12, 2021**
> **Draft FY Budget as of Mar. 9, 2021**
> **Public Hearing Proposed Locations**
> **Communications and Outreach Planning**

MICRC Meeting - Mar. 5, 2021
Meeting Notice - **Mar. 5, 2021**
Agenda - **Mar. 5, 2021**
Approved Minutes - **Mar. 5, 2021**
Proposed Minutes - **Mar. 5, 2021**
Written Public Comment - **Mar. 5, 2021**
Transcript - **Mar. 5, 2021**
Other Meeting Materials -
> **Turning Maps Into Ballots PowerPoint Presentation**
> **Resolution Action Regarding Census Delay**
> **Resolution Marketing Contract**
> **Revised Public Hearings Schedule**

RECEIVED by MSC 1/18/2022 10:30:24 PM

> **Resolutions Public Hearings Locations**
> **Vendor Questions and Answers VRA draft Submitted March 3**
> **Resolution Approving the Line Drawing Firm**

MICRC Meeting - Mar. 4, 2021
Meeting Notice - **Mar. 4, 2021**
Agenda - **Mar. 4, 2021**
Approved Minutes - **Mar. 4, 2021**
Proposed Minutes - **Mar. 4, 2021**
Written Public Comment - **Mar. 4, 2021**
Transcript - **Mar. 4, 2021**
Other Meeting Materials -
> **MICRC Resolution Approving the Line Drawing Firm**
> **Revised Proposed Timeline for Engaging VRA Consultant**

MICRC Meeting - Feb. 25, 2021
Meeting Notice - **Feb. 25, 2021**
Agenda - **Feb. 25, 2021**
Approved Minutes - **Feb. 25, 2021**
Proposed Minutes - **Feb. 25,2021**
Written Public Comment - **Feb. 25, 2021**
Transcript - **Feb. 25, 2021**
Other Meeting Materials -
> **DRAFT Revised VRA RFP - Feb. 24, 2021**
> **Proposed Feb. 23, 2021 MICRC Minutes Line Drawing and Redistricting Technical Services Committee**
> **Resolution Feb. 7, 2021 Invitation for Presentations by Mapping Firms to the MICRC**
> **VRA Legal Counsel RFP Personnel Appendix**

MICRC Committee Meeting - Feb. 23, 2021
Meeting Notice - **Feb. 23, 2021**
Agenda - **Feb. 23, 2021**
Approved Minutes - **Feb. 23, 2021**
Proposed Minutes - **Feb. 23, 2021**
Written Public Comment - **Feb. 23, 2021**
Transcript - **Feb. 23, 2021**
Other Meeting Materials -
> **Election Data Services**
> **Redistricting Partners**
> **RelA2ve**
> **Haystaq**
> **Proposed Line Drawing and Redistricting Technical Services Committee**

RECEIVED by MSC 1/18/2022 10:30:24 PM

MICRC Meeting - Feb. 18, 2021
Meeting Notice - **Feb. 18, 2021**
Agenda - **Feb. 18, 2021**
Approved Minutes - **Feb. 18, 2021**
Proposed Minutes - **Feb. 18, 2021**
Written Public Comment - **Feb. 18, 2021**
Transcript - **Feb. 18, 2021**
Other Meeting Materials -
> **FOIA Policy Draft 2**
> **FOIA Form - Draft 2**
> **Resolution FOIA Procedures and Guidelines**
> **Communication Policy - Draft 2**
> **Resolution - Communication Policy**
> **Procurement Review Procedures and Guidelines Draft 2**
> **Resolution 2 - Procurement Procedures and Guidelines**
> **Marketing and Advertising Statement of Work**
> **Memo - Princeton Draft Budget**
> **Public Hearings PPT**

MICRC Meeting - Feb. 11, 2021
Meeting Notice - **Feb. 11, 2021**
Agenda - **Feb. 11, 2021**
Approved Minutes - **Feb. 11, 2021**
Proposed Minutes - **Feb. 11, 2021**
Written Public Comment - **Feb. 11, 2021**
Transcript - **Feb. 11, 2021**
Other Meeting Materials -
> **2021 Key Dates**
> **Communications Policy Draft**
> **FOIA Policy Draft**
> **Memo OMA Guidance for Attending Meetings and Conferences**
> **Resolution - Discharge Personnel Search Committees**
> **Resolution to Approve Communication Policy**
> **Resolution to Approve FOIA Procedures and Guidelines**
> **RFP Review Policy Draft 1 - Feb. 10, 2021**
> **FOIA Presentation**
> **Presentation on Communications Policy and Goals**
> **Presentation on Selecting Consultants**

MICRC Meeting - Feb. 4, 2021
Meeting Notice - **Feb. 4, 2021**
Agenda - **Feb. 4, 2021**
Approved Minutes - **Feb. 4, 2021**
Proposed Minutes - **Feb. 4, 2021**
Written Public Comment - **Feb. 4, 2021**

RECEIVED by MSC 1/18/2022 10:30:24 PM

Transcript - **Feb. 4, 2021**
Other Meeting Materials -
> **Rules of Procedure - Feb. 2, 2021**
> **Proposal - Rules of Procedure - Feb. 1, 2021**
> **Adopted - Rules of Procedure - Feb. 4, 2021**
> **Proposed Timelines for Engaging Consultants**

MICRC Meeting - Jan. 30, 2021
Meeting Notice - **Jan. 30, 2021**
Agenda - **Jan. 30, 2021**
Approved Minutes - **Jan. 30, 2021**
Proposed Minutes - **Jan. 30, 2021**
Written Public Comment - **Jan. 30, 2021**
Transcript - **Jan. 30, 2021**
Other Meeting Materials -
> **Mapping RFP Vendor Questions**
> **Resolution - Rules of Procedure - Jan. 08, 2021**
> **Updated Commissioner Responsibility Chart - Jan. 28, 2021**
> **Resolution ICRC RFP for VRA Legal Counsel - Jan. 07, 2021**

MICRC Meeting - Jan. 28, 2021
Meeting Notice - **Jan. 28, 2021**
Agenda - **Jan. 28, 2021**
Approved Minutes - **Jan. 28, 2021**
Proposed Minutes - **Jan. 28, 2021**
Written Public Comment - **Jan. 28, 2021**
Transcript - **Jan. 28, 2021**
Other Meeting Materials -
> **Proposed 2021 Meeting Schedule**
> **Proposed 2021 Key Dates**
> **Draft Rules of Procedure**
> **Budget FY 2021 as of Jan. 26, 2021**
> **Links to VRA Refresher and Continued Education**
> **Members Responsibilities as of Jan. 21, 2021**

MICRC Meeting - Jan. 21, 2021
Meeting Notice - **Jan. 21, 2021**
Agenda - **Jan. 21, 2021**
Approved Minutes - **Jan. 21, 2021**
Proposed Minutes - **Jan. 21, 2021**
Written Public Comment - **Jan. 21, 2021**
Transcript - **Jan. 21, 2021**
Other Meeting Materials -
> **Resolution - Hiring of Communications and Outreach Director**

RECEIVED by MSC 1/18/2022 10:30:24 PM

> **Resolution - Approval of RFP for line drawing**
> **Continuing Education**
> **Rob Suber PowerPoint on Redistricting Tools & RFP**

MICRC Meeting - Jan. 14, 2021
Meeting Notice - **Jan. 14, 2021**
Agenda - **Jan. 14, 2021**
Approved Minutes - **Jan. 14, 2021**
Proposed Minutes - **Jan. 14, 2021**
Written Public Comment - **Jan. 14, 2021**
Transcript - **Jan. 14, 2021**
Other Meeting Materials -
> **The Big Picture Timeline**

MICRC Meeting - Jan. 12, 2021
Meeting Notice - **Jan. 12, 2021**
Agenda - **Jan. 12, 2021**
Approved Minutes - **Jan. 12, 2021**
Proposed Minutes - **Jan. 12, 2021**
Written Public Comment - **Jan. 12, 2021**
Transcript - **Jan. 12, 2021**
Other Meeting Materials -
> **Conflicts of Interest** PPTX
> **Communications and Outreach Director Interview Questions**
> **Communications Director Candidates online presence**
> **Communications and Outreach Director Candidate Applications and Supplemental Materials**
> **Bill Froehlich**
> **Janet Lebson**
> **Walter Sorg**
> **Edward Woods**

MICRC Meeting - Jan. 7, 2021
Meeting Notice - **Jan. 7, 2021**
Agenda - **Jan. 7, 2021**
Approved Minutes - **Jan. 7, 2021**
Proposed Minutes - **Jan. 7, 2021**
Written Public Comment - **Jan. 7, 2021**
Transcript - **Jan. 7, 2021**
Other Meeting Materials -
> **Hiring of General Counsel**
> **Interview recommendations for Communications and Outreach Director**
> **Policy for approval or expenses**
> **Staff Organizational Chart**
> **Commissioner Correspondence**

RECEIVED by MSC 1/18/2022 10:30:24 PM

> Communications and Outreach Director Candidate Applications and Supplemental Materials
> **Bill Froehlich**
> **Sonja Howell**
> **Amy Hybels**
> **Janet Lebson**
> **Walter Sorg**
> **Edward Woods**
> Andrea Taylor (withdrew candidacy)

MICRC Meeting - Dec. 17, 2020
Meeting Notice - **Dec. 17, 2020**
Agenda - **Dec. 17, 2020**
Approved Minutes - **Dec. 17, 2020**
Proposed Minutes - **Dec. 17, 2020**
Written Public Comment - **Dec. 17, 2020**
Transcript - **Dec. 17, 2020**
Other Meeting Materials -
> **Commissioner Responsibility Matrix**

MICRC Meeting - Dec. 10, 2020
Meeting Notice - **Dec. 10, 2020**
Agenda - **Dec. 10, 2020**
Approved Minutes - **Dec. 10, 2020**
Proposed Minutes - **Dec. 10, 2020**
Written Public Comment - **Dec. 10, 2020**
Transcript - **Dec. 10, 2020**
Other Meeting Materials -
> **Commissioner Responsibility Matrix**
> **General Counsel Candidates Online Presence**
> **Proposed General Counsel Interview Questions**
> **Draft General Counsel Interview Notes**
> General Counsel Finalist Candidate Applications and Supplemental Materials
> **Monifa Gray**
> **Katherine Kerwin**
> **James Lancaster**
> **Julianne Pastula**

MICRC Meeting - Dec. 4, 2020
Meeting Notice - **Dec. 4, 2020**
Agenda - **Dec. 4, 2020**
Approved Minutes - **Dec. 4, 2020**
Proposed Minutes - **Dec. 4, 2020**
Written Public Comment - **Dec. 4, 2020**

RECEIVED by MSC 1/18/2022 10:30:24 PM

Transcript - **Dec. 4, 2020**
Other Meeting Materials -
> **Offer letter** PDF

MICRC Meeting - Dec. 3, 2020
Meeting Notice - **Dec. 3, 2020**
Agenda - **Dec. 3, 2020**
Approved Minutes - **Dec. 3, 2020**
Proposed Minutes - **Dec. 3, 2020**
Written Public Comment - **Dec. 3, 2020**
Transcript - **Dec. 3, 2020**
Other Meeting Materials -
> **Commissioner Responsibility Matrix**

MICRC Meeting - Dec. 1, 2020
Meeting Notice - **Dec. 1, 2020**
Agenda - **Dec. 1, 2020**
Approved Minutes - **Dec. 1, 2020**
Proposed Minutes - **Dec. 1 2020**
Written Public Comment - **Dec. 1, 2020**
Transcript - **Dec. 1, 2020**
Other Meeting Materials -
> **McMillin Correspondence**
> **Commissioner Responsibility Matrix**
> **General Counsel scoring sheet**
> Executive Director Finalist Candidate Applications and Supplemental Materials
> **Brandon Brice**
> **Suann Courtright Hammersmith**
> **Vickie Devould**
> **Sheryl Mitchell**
> **Janette Phillips**
> **Amna Seibold**

MICRC Committee Meeting - Nov. 20, 2020
Meeting Notice - **Nov. 20, 2020**
Agenda - **Nov. 20, 2020**
Approved Minutes - **Nov. 20, 2020**
Proposed Minutes - **Nov. 20, 2020**
Written Public Comment - **Nov. 20, 2020**
Transcript - **Nov. 20, 2020**
Other Meeting Materials -
> **Draft ED Interview Questions**
> **ED Candidates Online Footprint**
> **Interview and Hiring Best Practices**

RECEIVED by MSC 1/18/2022 10:30:24 PM

MICRC Committee Meeting - Nov. 20, 2020
Meeting Notice - **Nov. 20, 2020**
Agenda - **Nov. 20, 2020**
Approved Minutes - **Nov. 20, 2020**
Proposed Minutes - **Nov. 20, 2020**
Written Public Comment - **Nov. 20, 2020**
Transcript - **Nov. 20, 2020**
Other Meeting Materials -
> **Proposed General Counsel Scoring Sheet**
> **Proposed General Counsel Total Scoring Sheet Summary Sorted**
> **Interview and Hiring Best Practices**

MICRC Committee Meeting - Nov. 19, 2020
Meeting Notice - **Nov. 19, 2020**
Agenda - **Nov. 19, 2020**
Approved Minutes - **Nov. 19, 2020**
Proposed Minutes - **Nov. 19, 2020**
Written Public Comment - **Nov. 19, 2020**
Transcript - **Nov. 19, 2020**
Other Meeting Materials -
> **ICRC Discussed Correspondence**
> **Commissioners Responsibility Matrix**

MICRC Meeting - Nov. 10, 2020
Meeting Notice - **Nov. 10, 2020**
Agenda - **Nov. 10, 2020**
Approved Minutes - **Nov. 10, 2020**
Proposed Minutes - **Nov. 10, 2020**
Written Public Comment -
Transcript -
Other Meeting Materials -
> **Final Code of Conduct**
> **Commissioner Responsibilities Matrix**
> **FY21 ICRC Budget**
> **Laptop selection**

MICRC Committee Meeting - Nov. 10, 2020
Meeting Notice - **Nov. 10, 2020**
Agenda - **Nov. 10, 2020**
Approved Minutes - **Nov. 10, 2020**
Proposed Minutes - **Nov. 10, 2020**
Written Public Comment -
Transcript - **Nov. 10, 2020**
Other Meeting Materials -
> **Commissioner Responsibilities Matrix**

RECEIVED by MSC 1/18/2022 10:30:24 PM

> **Draft RFP Statement of Work Redistricting Assistance**
> **Draft RFP Statement of Work Outreach Consultants**
> **Draft RFP Statement of Work Community of Interest Polarized Voting Analyst Assistance and Expertise**

MICRC Meeting - Oct. 17, 2020
Meeting Notice - **Oct. 17, 2020**
Agenda - **Oct. 17, 2020**
Approved Minutes - **Oct. 17, 2020**
Proposed Minutes - **Oct. 17, 2020**
Written Public Comment - **Oct. 17, 2020**
Transcript - **Oct. 17, 2020**
Other Meeting Materials -
> **Commission Member Responsibility Matrix**
> **Lobbying Code of Contact**
> **Draft ICRC Thank You Email**
> **FY21 ICR Budget**

MICRC Committee Meeting - Oct. 17, 2020
Meeting Notice - **Oct. 17, 2020**
Agenda - **Oct. 17, 2020**
Approved Minutes - **Oct. 17, 2020**
Proposed Minutes - **Oct. 17, 2020**
Written Public Comment - **Oct, 17, 2020**
Transcript - **Oct. 17, 2020**
Other Meeting Materials -
> **Commissioner Responsibility Matrix**
> **ICRC Executive Director Search Agenda**

MICRC Meeting - Oct. 1, 2020
Meeting Notice - **Oct. 1, 2020**
Agenda - **Oct. 1, 2020**
Approved Minutes - **Oct. 1, 2020**
Proposed Minutes - **Oct. 1, 2020**
Written Public Comment - **Oct. 1, 2020**
Transcript - **Oct. 1, 2020**
Other Meeting Materials -
> **Documents**
> **Proposal from Commissioner Eid**

MICRC Meeting - Sept. 25, 2020
Meeting Notice - **Sept. 25, 2020**
Agenda - **Sept. 25, 2020**
Approved Minutes - **Sept. 25, 2020**
Proposed Minutes - **Sept. 25, 2020**

RECEIVED by MSC 1/18/2022 10:30:24 PM

Written Public Comment - **Sept. 25, 2020**
Transcript - **Sept. 25, 2020**
Other Meeting Materials -
> **Draft Documents**

MICRC Meeting - Sept. 18, 2020 PM
Meeting Notice - **Sept. 18, 2020**
Agenda - **Sept. 18, 2020**
Approved Minutes - **Sept. 18, 2020**
Proposed Minutes - **Sept. 18, 2020**
Written Public Comment - **Sept. 18, 2020**
Transcript - **Sept. 18, 2020**
Other Meeting Materials -
> **Agenda and orientation materials**

MICRC Meeting - Sept. 18, 2020 AM
Meeting Notice - **Sept. 18, 2020**
Agenda - **Sept. 18, 2020**
Approved Minutes - **Sept. 18, 2020**
Proposed Minutes - **Sept. 18, 2020**
Written Public Comment - **Sept. 18, 2020**
Transcript - **Sept. 18, 2020 AM**
Other Meeting Materials -
> **Agenda and orientation materials**

MICRC Meeting - Sept. 17, 2020 PM
Meeting Notice - **Sept. 17, 2020**
Agenda - **Sept. 17, 2020**
Approved Minutes - **Sept. 17, 2020**
Proposed Minutes - **Sept. 17, 2020**
Written Public Comment - **Sept. 17, 2020**
Transcript - **Sept. 17, 2020 PM**
Other Meeting Materials -
> **Agenda and orientation materials**

MICRC Meeting - Sept. 17, 2020 AM
Meeting Notice - **Sept. 17, 2020**
Agenda - **Sept. 17, 2020**
Approved Minutes - **Sept. 17, 2020**
Proposed Minutes - **Sept. 17, 2020**
Written Public Comment - **Sept. 17, 2020**
Transcript - **Sept. 17, 2020 AM**
Other Meeting Materials -
> **Agenda and orientation materials**

RECEIVED by MSC 1/18/2022 10:30:24 PM

Contact Us | **MICRC, PO Box 30318, Lansing MI 48909** | Subscribe for Updates

RECEIVED by MSC 1/18/2022 10:30:24 PM

Related Documents

Wagner-Gronda Attorney Letter

MICRC Home

MICHIGAN.GOV HOME
ADA
MICHIGAN NEWS
POLICIES

COPYRIGHT 2022 STATE OF MICHIGAN

	Total Population				Racial Demographics as Percent of Total Population					Voting Age Population		Racial Demographics as Percent of Voting Population				
DISTRICT	All Persons	Target	Dev.	Difference	NH White	NH Black	NH Asian	Hispanic	Minority	VAP	% of Total	NH White	NH Black	NH Asian	Hispanic	Minority
1	775,375	775,179	0.03%✓	196	89.45%	0.92%	0.55%	2.04%	10.55%	633,080	81.6%	90.86%	0.99%	0.55%	1.62%	9.14%
2	774,997	775,179	-0.02%✓	-182	87.82%	1.99%	0.55%	4.65%	12.18%	606,868	78.3%	89.17%	2.21%	0.56%	3.82%	
3	775,414	775,179	0.03%✓	235	70.15%	11.06%	2.99%	10.67%	29.85%	597,448	77.0%	74.00%	10.25%	2.95%	8.81%	
4	774,600	775,179	-0.07%✓	-579	75.09%	8.32%	2.46%	8.56%	24.91%	593,972	76.7%	78.42%	7.71%	2.46%	7.05%	
5	774,544	775,179	-0.08%✓	-635	84.50%	4.07%	0.86%	5.18%	15.50%	606,306	78.3%	86.61%	4.04%	0.88%	4.13%	
6	775,273	775,179	0.01%✓	94	69.15%	9.90%	10.38%	4.96%	30.85%	619,426	79.9%	71.51%	9.53%	10.12%	4.34%	
7	775,238	775,179	0.01%✓	59	79.90%	5.89%	3.20%	5.66%	20.10%	611,160	78.8%	82.03%	5.67%	3.23%	4.77%	
8	775,229	775,179	0.01%✓	50	73.40%	14.85%	1.11%	5.35%	26.60%	606,390	78.2%	76.23%	13.91%	1.14%	4.44%	
9	774,962	775,179	-0.03%✓	-217	87.94%	2.25%	1.31%	3.86%	12.06%	606,770	78.3%	89.59%	2.18%	1.28%	3.14%	
10	775,218	775,179	0.00%✓	39	72.75%	13.27%	6.08%	3.03%	27.25%	620,272	80.0%	75.73%	12.09%	5.78%	2.56%	
11	775,568	775,179	0.05%✓	389	68.30%	12.94%	8.67%	5.33%	31.70%	624,065	80.5%	70.86%	12.50%	8.39%	4.47%	
12	775,247	775,179	0.01%✓	68	45.95%	44.43%	1.81%	3.26%	54.05%	596,111	76.9%	47.46%	43.81%	1.97%	2.85%	
13	775,666	775,179	0.06%✓	487	36.80%	45.33%	2.89%	10.26%	63.20%	592,734	76.4%	39.55%	44.70%	2.89%	8.77%	
Assigned	10077331															
Total Pop	10077331															
Unassigned	0															

RECEIVED by MSC 1/18/2022 10:30:24 PM

DISTRICT		POPTOT	PercentTot	POPWH_A	PPopWh_A	POPBL_A	PPopBL_A	POPNA_A	PPopNA_A	POPAS_A	PPopAS_A	POPPI_A	PPopPI_A	POPOT_A	PPopOT_A	POPXX	P2plusRace	PopNonW	PPopNonW
1		775,375	100.00%	699,352	90.20%	7,242	0.93%	19,104	2.46%	4,335	0.56%	262	0.03%	4,943	0.64%	40,137	5.18%	76,023	9.80%
2		774,997	100.00%	694,248	89.58%	15,815	2.04%	6,551	0.85%	4,335	0.56%	218	0.03%	11,434	1.48%	42,396	5.47%	80,749	10.42%
3		775,414	100.00%	561,063	72.36%	88,124	11.36%	5,063	0.65%	23,379	3.02%	239	0.03%	39,972	5.15%	57,574	7.42%	214,351	27.64%
4		774,600	100.00%	597,296	77.11%	65,976	8.52%	4,726	0.61%	19,307	2.49%	266	0.03%	29,135	3.76%	57,894	7.47%	177,304	22.89%
5		774,544	100.00%	667,117	86.13%	32,336	4.17%	3,854	0.50%	6,768	0.87%	221	0.03%	14,754	1.90%	49,494	6.39%	107,427	13.87%
6		775,273	100.00%	546,417	70.48%	77,914	10.05%	2,311	0.30%	80,709	10.41%	282	0.04%	12,267	1.58%	55,373	7.14%	228,856	29.52%
7		775,238	100.00%	632,720	81.62%	47,103	6.08%	3,276	0.42%	24,983	3.22%	307	0.04%	13,780	1.78%	53,069	6.85%	142,518	18.38%
8		775,229	100.00%	583,351	75.25%	117,174	15.11%	3,297	0.43%	8,746	1.13%	299	0.04%	12,423	1.60%	49,939	6.44%	191,878	24.75%
9		774,962	100.00%	691,045	89.17%	17,894	2.31%	2,497	0.32%	10,254	1.32%	183	0.02%	8,756	1.13%	44,333	5.72%	83,917	10.83%
10		775,218	100.00%	570,035	73.53%	103,706	13.38%	2,031	0.26%	47,336	6.11%	168	0.02%	7,921	1.02%	44,021	5.68%	205,183	26.47%
11		775,568	100.00%	539,241	69.53%	101,828	13.13%	2,142	0.28%	67,402	8.69%	190	0.02%	16,278	2.10%	48,487	6.25%	236,327	30.47%
12		775,247	100.00%	362,007	46.70%	346,735	44.73%	2,227	0.29%	14,155	1.83%	150	0.02%	10,447	1.35%	39,526	5.10%	413,240	53.30%
13		775,666	100.00%	301,082	38.82%	354,732	45.73%	4,182	0.54%	22,591	2.91%	266	0.03%	39,741	5.12%	53,072	6.84%	474,584	61.18%

RECEIVED by MSC 1/18/2022 10:30:24 PM

DISTRICT		POPTOT	PercentTot	POPNHWH_A	PPopNHWh_A	POPNHBL_A	PPopNHBl_A	POPNHNA_A	PPopNHNA_A	POPNHAS_A	PPopNHAS_A	POPNHPI_A	PPopNHPI_A	POPNHOT_A	PPopNHOT_A	POPHISP	PPopHisp	POPNHXX	PPopNHXX	PopNonW	PPopNonW
1		775,375	100.00%	693,536	89.45%	7,095	0.92%	18,448	2.38%	4,249	0.55%	213	0.03%	2,027	0.26%	15,847	2.04%	33,960	4.38%	81,839	10.55%
2		774,997	100.00%	680,601	87.82%	15,384	1.99%	5,617	0.72%	4,261	0.55%	179	0.02%	2,034	0.26%	36,060	4.65%	30,861	3.98%	94,396	12.18%
3		775,414	100.00%	543,947	70.15%	85,736	11.06%	2,625	0.34%	23,169	2.99%	189	0.02%	2,741	0.35%	82,760	10.67%	34,247	4.42%	231,467	29.85%
4		774,600	100.00%	581,638	75.09%	64,440	8.32%	2,902	0.37%	19,021	2.46%	218	0.03%	3,201	0.41%	66,314	8.56%	36,866	4.76%	192,962	24.91%
5		774,544	100.00%	654,497	84.50%	31,525	4.07%	2,972	0.38%	6,682	0.86%	202	0.03%	2,528	0.33%	40,121	5.18%	36,017	4.65%	120,047	15.50%
6		775,273	100.00%	536,084	69.15%	76,766	9.90%	1,526	0.20%	80,490	10.38%	253	0.03%	3,582	0.46%	38,423	4.96%	38,149	4.92%	239,189	30.85%
7		775,238	100.00%	619,440	79.90%	45,625	5.89%	2,297	0.30%	24,798	3.20%	283	0.04%	2,920	0.38%	43,903	5.66%	35,972	4.64%	155,798	20.10%
8		775,229	100.00%	569,036	73.40%	115,145	14.85%	2,438	0.31%	8,633	1.11%	285	0.04%	2,711	0.35%	41,495	5.35%	35,486	4.58%	206,193	26.60%
9		774,962	100.00%	681,480	87.94%	17,417	2.25%	1,935	0.25%	10,146	1.31%	162	0.02%	2,104	0.27%	29,890	3.86%	31,828	4.11%	93,482	12.06%
10		775,218	100.00%	563,998	72.75%	102,856	13.27%	1,575	0.20%	47,161	6.08%	131	0.02%	2,727	0.35%	23,457	3.03%	33,313	4.30%	211,220	27.25%
11		775,568	100.00%	529,713	68.30%	100,392	12.94%	1,377	0.18%	67,225	8.67%	174	0.02%	3,279	0.42%	41,334	5.33%	32,074	4.14%	245,855	31.70%
12		775,247	100.00%	356,248	45.95%	344,458	44.43%	1,674	0.22%	14,038	1.81%	123	0.02%	3,776	0.49%	25,253	3.26%	29,677	3.83%	418,999	54.05%
13		775,666	100.00%	285,433	36.80%	351,619	45.33%	2,020	0.26%	22,415	2.89%	191	0.02%	3,553	0.46%	79,565	10.26%	30,870	3.98%	490,233	63.20%

RECEIVED by MSC 1/18/2022 10:30:24 PM

DISTRICT		POPTOT	*PercentTot*	POPWH_C	PPopWH_C	POPBL_C	PPopBL_C	POPNA_C	PPopNA_C	POPAS_C	PPopAS_C	POPPI_C	PPopPI_C	POPOT_C	PPopOT_C	PopNonW	PPopNonW
1		775,375	105.46%	738,470	95.24%	12,086	1.56%	40,338	5.20%	7,680	0.99%	1,098	0.14%	18,045	2.33%	36,905	4.76%
2		774,997	105.75%	735,710	94.93%	22,794	2.94%	22,360	2.89%	7,723	1.00%	807	0.10%	30,165	3.89%	39,287	5.07%
3		775,414	107.90%	614,760	79.28%	105,280	13.58%	17,973	2.32%	29,900	3.86%	1,063	0.14%	67,667	8.73%	160,654	20.72%
4		774,600	107.91%	652,473	84.23%	82,080	10.60%	19,716	2.55%	25,242	3.26%	967	0.12%	55,375	7.15%	122,127	15.77%
5		774,544	106.72%	715,150	92.33%	44,448	5.74%	20,861	2.69%	10,674	1.38%	708	0.09%	34,745	4.49%	59,394	7.67%
6		775,273	107.64%	598,756	77.23%	91,635	11.82%	14,831	1.91%	92,062	11.87%	1,018	0.13%	36,181	4.67%	176,517	22.77%
7		775,238	107.25%	683,555	88.17%	61,098	7.88%	18,187	2.35%	31,172	4.02%	1,026	0.13%	36,406	4.70%	91,683	11.83%
8		775,229	106.80%	630,826	81.37%	132,430	17.08%	18,983	2.45%	12,571	1.62%	796	0.10%	32,317	4.17%	144,403	18.63%
9		774,962	105.99%	734,261	94.75%	25,456	3.28%	17,123	2.21%	15,113	1.95%	576	0.07%	28,823	3.72%	40,701	5.25%
10		775,218	105.99%	611,513	78.88%	116,066	14.97%	13,855	1.79%	54,707	7.06%	765	0.10%	24,778	3.20%	163,705	21.12%
11		775,568	106.64%	584,731	75.39%	113,756	14.67%	12,795	1.65%	76,277	9.83%	688	0.09%	38,839	5.01%	190,837	24.61%
12		775,247	105.56%	396,294	51.12%	363,437	46.88%	12,651	1.63%	20,578	2.65%	730	0.09%	24,639	3.18%	378,953	48.88%
13		775,666	107.38%	348,076	44.87%	373,556	48.16%	16,785	2.16%	28,229	3.64%	1,013	0.13%	65,288	8.42%	427,590	55.13%

RECEIVED by MSC 1/18/2022 10:30:24 PM

DISTRICT	POPTOT	*PercentTot*	POPNHWH_C	PPopNHWH_C	POPNHBL_C	PPopNHBL_C	POPNHNA_C	PPopNHNA_C	POPNHAS_C	PPopNHAS_C	POPNHPI_C	PPopNHPI_C	POPNHOT_C	PPopNHOT_C	POPHISP	PPopHisp	PopNonW	PPopNonW
1	775,375	104.56%	726,790	93.73%	11,385	1.47%	38,650	4.98%	7,251	0.94%	879	0.11%	9,957	1.28%	15,847	2.04%	48,585	6.27%
2	774,997	104.15%	710,889	91.73%	21,627	2.79%	19,937	2.57%	7,352	0.95%	659	0.09%	10,625	1.37%	36,060	4.65%	64,108	8.27%
3	775,414	104.68%	576,312	74.32%	99,651	12.85%	13,231	1.71%	29,184	3.76%	860	0.11%	9,675	1.25%	82,760	10.67%	199,102	25.68%
4	774,600	105.03%	616,927	79.64%	78,612	10.15%	15,835	2.04%	24,419	3.15%	830	0.11%	10,612	1.37%	66,314	8.56%	157,673	20.36%
5	774,544	104.84%	689,585	89.03%	42,311	5.46%	18,454	2.38%	10,263	1.33%	575	0.07%	10,729	1.39%	40,121	5.18%	84,959	10.97%
6	775,273	105.23%	571,986	73.78%	88,832	11.46%	12,453	1.61%	91,326	11.78%	883	0.11%	11,881	1.53%	38,423	4.96%	203,287	26.22%
7	775,238	104.87%	654,079	84.37%	57,424	7.41%	15,342	1.98%	30,495	3.93%	888	0.11%	10,823	1.40%	43,903	5.66%	121,159	15.63%
8	775,229	104.81%	602,814	77.76%	128,586	16.59%	16,472	2.12%	12,165	1.57%	714	0.09%	10,274	1.33%	41,495	5.35%	172,415	22.24%
9	774,962	104.26%	712,578	91.95%	24,057	3.10%	15,317	1.98%	14,666	1.89%	500	0.06%	10,972	1.42%	29,890	3.86%	62,384	8.05%
10	775,218	104.51%	595,322	76.79%	114,139	14.72%	12,293	1.59%	54,204	6.99%	664	0.09%	10,081	1.30%	23,457	3.03%	179,896	23.21%
11	775,568	104.36%	559,725	72.17%	110,723	14.28%	10,538	1.36%	75,608	9.75%	616	0.08%	10,822	1.40%	41,334	5.33%	215,843	27.83%
12	775,247	104.15%	381,685	49.23%	359,519	46.37%	10,882	1.40%	20,111	2.59%	622	0.08%	9,379	1.21%	25,253	3.26%	393,562	50.77%
13	775,666	104.34%	311,918	40.21%	368,016	47.45%	12,412	1.60%	27,687	3.57%	821	0.11%	8,894	1.15%	79,565	10.26%	463,748	59.79%

RECEIVED by MSC 1/18/2022 10:30:24 PM

DISTRICT	POPTOT	PercentTot	POPWH_A	PPopWH_A	POPBL_W	PPopBL_W	POPNA_W	PPopNA_W	POPAS_W	PPopAS_W	POPPI_W	PPopPI_W	POPOT_W	PPopOT_W	PopNonW	PPopNonW
1	775,375	95.11%	699,352	90.20%	7,830	1.01%	19,635	2.53%	4,750	0.61%	496	0.06%	5,381	0.69%	76,023	9.80%
2	774,997	94.78%	694,248	89.58%	16,368	2.11%	7,019	0.91%	4,637	0.60%	390	0.05%	11,906	1.54%	80,749	10.42%
3	775,414	93.59%	561,063	72.36%	91,141	11.75%	6,538	0.84%	24,106	3.11%	500	0.06%	42,354	5.46%	214,351	27.64%
4	774,600	93.24%	597,296	77.11%	67,952	8.77%	6,038	0.78%	19,876	2.57%	414	0.05%	30,640	3.96%	177,304	22.89%
5	774,544	94.00%	667,117	86.13%	33,487	4.32%	4,472	0.58%	7,067	0.91%	335	0.04%	15,564	2.01%	107,427	13.87%
6	775,273	93.65%	546,417	70.48%	80,325	10.36%	3,526	0.45%	81,639	10.53%	560	0.07%	13,613	1.76%	228,856	29.52%
7	775,238	93.74%	632,720	81.62%	48,862	6.30%	4,127	0.53%	25,510	3.29%	512	0.07%	15,000	1.93%	142,518	18.38%
8	775,229	94.20%	583,351	75.25%	119,318	15.39%	4,551	0.59%	9,115	1.18%	416	0.05%	13,516	1.74%	191,878	24.75%
9	774,962	94.57%	691,045	89.17%	18,707	2.41%	2,946	0.38%	10,610	1.37%	267	0.03%	9,342	1.21%	83,917	10.83%
10	775,218	94.99%	570,035	73.53%	105,739	13.64%	3,135	0.40%	48,150	6.21%	356	0.05%	8,933	1.15%	205,183	26.47%
11	775,568	94.53%	539,241	69.53%	104,198	13.44%	3,387	0.44%	68,310	8.81%	389	0.05%	17,644	2.27%	236,327	30.47%
12	775,247	96.27%	362,007	46.70%	351,537	45.35%	5,035	0.65%	15,097	1.95%	375	0.05%	12,317	1.59%	413,240	53.30%
13	775,666	94.75%	301,082	38.82%	359,907	46.40%	7,356	0.95%	23,617	3.04%	523	0.07%	42,431	5.47%	474,584	61.18%

RECEIVED by MSC 1/18/2022 10:30:24 PM

DISTRICT		POPTOT	*PercentTot*	POPNHWH_A	PPopNHWh_A	POPNHBL_W	PPopNHBL_W	POPNHNA_W	PPopNHNA_W	POPNHAS_W	PPopNHAS_W	POPNHPI_W	PPopNHPI_W	POPNHOT_W	PPopNHOT_W	POPHISP	PPopHisp	PopNonW	PPopNonW
1		775,375	95.82%	693,536	89.45%	7,525	0.97%	18,807	2.43%	4,569	0.59%	395	0.05%	2,261	0.29%	15,847	2.04%	81,839	10.55%
2		774,997	96.17%	680,601	87.82%	15,733	2.03%	5,894	0.76%	4,506	0.58%	310	0.04%	2,229	0.29%	36,060	4.65%	94,396	12.18%
3		775,414	96.07%	543,947	70.15%	87,385	11.27%	3,520	0.45%	23,719	3.06%	354	0.05%	3,292	0.42%	82,760	10.67%	231,467	29.85%
4		774,600	95.65%	581,638	75.09%	65,810	8.50%	3,701	0.48%	19,444	2.51%	332	0.04%	3,698	0.48%	66,314	8.56%	192,962	24.91%
5		774,544	95.60%	654,497	84.50%	32,326	4.17%	3,399	0.44%	6,920	0.89%	293	0.04%	2,872	0.37%	40,121	5.18%	120,047	15.50%
6		775,273	95.67%	536,084	69.15%	78,620	10.14%	2,496	0.32%	81,301	10.49%	486	0.06%	4,278	0.55%	38,423	4.96%	239,189	30.85%
7		775,238	95.71%	619,440	79.90%	46,739	6.03%	2,909	0.38%	25,208	3.25%	437	0.06%	3,348	0.43%	43,903	5.66%	155,798	20.10%
8		775,229	95.87%	569,036	73.40%	116,721	15.06%	3,433	0.44%	8,957	1.16%	377	0.05%	3,165	0.41%	41,495	5.35%	206,193	26.60%
9		774,962	96.09%	681,480	87.94%	17,993	2.32%	2,228	0.29%	10,444	1.35%	226	0.03%	2,365	0.31%	29,890	3.86%	93,482	12.06%
10		775,218	96.22%	563,998	72.75%	104,512	13.48%	2,497	0.32%	47,907	6.18%	292	0.04%	3,255	0.42%	23,457	3.03%	211,220	27.25%
11		775,568	96.40%	529,713	68.30%	102,145	13.17%	2,323	0.30%	68,037	8.77%	327	0.04%	3,800	0.49%	41,334	5.33%	245,855	31.70%
12		775,247	97.28%	356,248	45.95%	348,475	44.95%	4,194	0.54%	14,896	1.92%	307	0.04%	4,806	0.62%	25,253	3.26%	418,999	54.05%
13		775,666	97.17%	285,433	36.80%	355,659	45.85%	4,606	0.59%	23,333	3.01%	393	0.05%	4,702	0.61%	79,565	10.26%	490,233	63.20%

RECEIVED by MSC 1/18/2022 10:30:24 PM

DISTRICT		VAPTOT	*PercentTot*	VAPWH_A	PVAPWH_A	VAPBL_A	PVAPBL_A	VAPNA_A	PVAPNA_A	VAPAS_A	PVAPAS_A	VAPPI_A	PVAPPI_A	VAPOT_A	PVAPOT_A	VAPXX	PVAPXX	PopNonW	PPopNonW
1		633,080	100.00%	578,842	91.43%	6,383	1.01%	13,817	2.18%	3,552	0.56%	197	0.03%	3,730	0.59%	26,559	4.20%	54,238	8.57%
2		606,868	100.00%	549,679	90.58%	13,714	2.26%	4,948	0.82%	3,467	0.57%	134	0.02%	8,072	1.33%	26,854	4.43%	57,189	9.42%
3		597,448	100.00%	452,443	75.73%	62,355	10.44%	3,802	0.64%	17,773	2.97%	181	0.03%	26,728	4.47%	34,166	5.72%	145,005	24.27%
4		593,972	100.00%	474,949	79.96%	46,512	7.83%	3,435	0.58%	14,769	2.49%	186	0.03%	19,944	3.36%	34,177	5.75%	119,023	20.04%
5		606,306	100.00%	532,518	87.83%	24,849	4.10%	2,918	0.48%	5,396	0.89%	164	0.03%	10,120	1.67%	30,341	5.00%	73,788	12.17%
6		619,426	100.00%	450,197	72.68%	59,814	9.66%	1,861	0.30%	62,854	10.15%	247	0.04%	8,986	1.45%	35,467	5.73%	169,229	27.32%
7		611,160	100.00%	509,751	83.41%	35,332	5.78%	2,658	0.43%	19,848	3.25%	249	0.04%	10,454	1.71%	32,868	5.38%	101,409	16.59%
8		606,390	100.00%	471,059	77.68%	85,247	14.06%	2,615	0.43%	6,998	1.15%	191	0.03%	9,292	1.53%	30,988	5.11%	135,331	22.32%
9		606,770	100.00%	549,281	90.53%	13,514	2.23%	2,003	0.33%	7,847	1.29%	132	0.02%	6,282	1.04%	27,711	4.57%	57,489	9.47%
10		620,272	100.00%	473,713	76.37%	75,465	12.17%	1,617	0.26%	35,995	5.80%	137	0.02%	5,676	0.92%	27,669	4.46%	146,559	23.63%
11		624,065	100.00%	448,524	71.87%	78,754	12.62%	1,664	0.27%	52,484	8.41%	159	0.03%	11,416	1.83%	31,064	4.98%	175,541	28.13%
12		596,111	100.00%	286,719	48.10%	262,456	44.03%	1,778	0.30%	11,823	1.98%	119	0.02%	7,426	1.25%	25,790	4.33%	309,392	51.90%
13		592,734	100.00%	244,251	41.21%	266,749	45.00%	3,171	0.53%	17,279	2.92%	209	0.04%	26,425	4.46%	34,650	5.85%	348,483	58.79%

RECEIVED by MSC 1/18/2022 10:30:24 PM

DISTRICT	VAPTOT	PercentTot	VAPNHWH_A	PVAPNHWH_A	VAPNHBL_A	PVAPNHBL_A	VAPNHNA_A	PVAPNHNA_A	VAPNHAS_A	PVAPNHAS_A	VAPNHPI_A	PVAPNHPI_A	VAPNHOT_A	PVAPNHOT_A	VAPHISP	PVAPHisp	VAPNHXX	PVAPNHXX	PopNonW	PPopNonW
1	633,080	100.00%	575,217	90.86%	6,283	0.99%	13,436	2.12%	3,495	0.55%	161	0.03%	1,562	0.25%	10,255	1.62%	22,671	3.58%	57,863	9.14%
2	606,868	100.00%	541,129	89.17%	13,408	2.21%	4,336	0.71%	3,426	0.56%	116	0.02%	1,385	0.23%	23,154	3.82%	19,914	3.28%	65,739	10.83%
3	597,448	100.00%	442,096	74.00%	61,225	10.25%	2,131	0.36%	17,649	2.95%	143	0.02%	1,833	0.31%	52,640	8.81%	19,731	3.30%	155,352	26.00%
4	593,972	100.00%	465,772	78.42%	45,776	7.71%	2,198	0.37%	14,628	2.46%	157	0.03%	2,125	0.36%	41,861	7.05%	21,455	3.61%	128,200	21.58%
5	606,306	100.00%	525,147	86.61%	24,483	4.04%	2,281	0.38%	5,337	0.88%	155	0.03%	1,648	0.27%	25,025	4.13%	22,230	3.67%	81,159	13.39%
6	619,426	100.00%	442,928	71.51%	59,054	9.53%	1,270	0.21%	62,686	10.12%	225	0.04%	2,565	0.41%	26,864	4.34%	23,834	3.85%	176,498	28.49%
7	611,160	100.00%	501,351	82.03%	34,626	5.67%	1,907	0.31%	19,729	3.23%	231	0.04%	2,030	0.33%	29,147	4.77%	22,139	3.62%	109,809	17.97%
8	606,390	100.00%	462,261	76.23%	84,346	13.91%	1,959	0.32%	6,919	1.14%	180	0.03%	1,843	0.30%	26,926	4.44%	21,956	3.62%	144,129	23.77%
9	606,770	100.00%	543,625	89.59%	13,235	2.18%	1,587	0.26%	7,766	1.28%	121	0.02%	1,452	0.24%	19,068	3.14%	19,916	3.28%	63,145	10.41%
10	620,272	100.00%	469,713	75.73%	74,975	12.09%	1,267	0.20%	35,876	5.78%	101	0.02%	1,879	0.30%	15,848	2.56%	20,613	3.32%	150,559	24.27%
11	624,065	100.00%	442,233	70.86%	78,008	12.50%	1,090	0.17%	52,364	8.39%	147	0.02%	2,324	0.37%	27,866	4.47%	20,033	3.21%	181,832	29.14%
12	596,111	100.00%	282,914	47.46%	261,148	43.81%	1,357	0.23%	11,740	1.97%	95	0.02%	2,602	0.44%	17,013	2.85%	19,242	3.23%	313,197	52.54%
13	592,734	100.00%	234,410	39.55%	264,949	44.70%	1,631	0.28%	17,141	2.89%	153	0.03%	2,476	0.42%	51,978	8.77%	19,996	3.37%	358,324	60.45%

RECEIVED by MSC 1/18/2022 10:30:24 PM

DISTRICT		VAPTOT	PercentTot	VAPWH_C	PVAPWH_C	VAPBL_C	PVAPBL_C	VAPNA_C	PVAPNA_C	VAPAS_C	PVAPAS_C	VAPPI_C	PVAPPI_C	VAPOT_C	PVAPOT_C	PopNonW	PPopNonW
1		633,080	104.38%	604,794	95.53%	8,525	1.35%	28,298	4.47%	5,386	0.85%	678	0.11%	13,146	2.08%	28,286	4.47%
2		606,868	104.64%	575,941	94.90%	16,673	2.75%	15,972	2.63%	5,161	0.85%	480	0.08%	20,773	3.42%	30,927	5.10%
3		597,448	106.03%	484,178	81.04%	70,012	11.72%	12,616	2.11%	20,945	3.51%	678	0.11%	45,038	7.54%	113,270	18.96%
4		593,972	106.06%	507,369	85.42%	53,347	8.98%	13,886	2.34%	17,493	2.95%	642	0.11%	37,216	6.27%	86,603	14.58%
5		606,306	105.23%	561,885	92.67%	29,565	4.88%	15,067	2.49%	7,358	1.21%	474	0.08%	23,679	3.91%	44,421	7.33%
6		619,426	106.11%	483,535	78.06%	67,116	10.84%	11,145	1.80%	68,823	11.11%	730	0.12%	25,920	4.18%	135,891	21.94%
7		611,160	105.66%	541,150	88.54%	41,539	6.80%	13,356	2.19%	23,008	3.76%	722	0.12%	25,977	4.25%	70,010	11.46%
8		606,390	105.36%	500,414	82.52%	91,882	15.15%	14,019	2.31%	9,005	1.49%	494	0.08%	23,054	3.80%	105,976	17.48%
9		606,770	104.75%	576,308	94.98%	16,550	2.73%	12,316	2.03%	10,076	1.66%	367	0.06%	19,979	3.29%	30,462	5.02%
10		620,272	104.68%	499,665	80.56%	81,191	13.09%	10,323	1.66%	40,047	6.46%	529	0.09%	17,519	2.82%	120,607	19.44%
11		624,065	105.25%	477,525	76.52%	84,964	13.61%	9,546	1.53%	56,976	9.13%	508	0.08%	27,313	4.38%	146,540	23.48%
12		596,111	104.70%	308,684	51.78%	272,419	45.70%	9,492	1.59%	15,570	2.61%	504	0.08%	17,485	2.93%	287,427	48.22%
13		592,734	106.29%	274,598	46.33%	277,723	46.85%	12,435	2.10%	20,592	3.47%	697	0.12%	43,948	7.41%	318,136	53.67%

RECEIVED by MSC 1/18/2022 10:30:24 PM

DISTRICT		VAPTOT	*PercentTot*	VAPNHWH_C	PVAPNHWH_C	VAPNHBL_C	PVAPNHBL_C	VAPNHNA_C	PVAPNHNA_C	VAPNHAS_C	PVAPNHAS_C	VAPNHPI_C	PVAPNHPI_C	VAPNHOT_C	PVAPNHOT_C	VAPHISP	PVAPHisp	PopNonW	PPopNonW
1		633,080	103.71%	597,460	94.37%	8,188	1.29%	27,402	4.33%	5,147	0.81%	554	0.09%	7,540	1.19%	10,255	1.62%	35,620	5.63%
2		606,868	103.40%	560,657	92.39%	16,019	2.64%	14,526	2.39%	4,965	0.82%	418	0.07%	7,790	1.28%	23,154	3.82%	46,211	7.61%
3		597,448	103.48%	460,624	77.10%	67,474	11.29%	9,627	1.61%	20,587	3.45%	548	0.09%	6,719	1.12%	52,640	8.81%	136,824	22.90%
4		593,972	103.81%	486,153	81.85%	51,872	8.73%	11,455	1.93%	17,177	2.89%	555	0.09%	7,556	1.27%	41,861	7.05%	107,819	18.15%
5		606,306	103.80%	546,746	90.18%	28,743	4.74%	13,526	2.23%	7,143	1.18%	389	0.06%	7,778	1.28%	25,025	4.13%	59,560	9.82%
6		619,426	104.09%	465,182	75.10%	65,460	10.57%	9,502	1.53%	68,428	11.05%	645	0.10%	8,688	1.40%	26,864	4.34%	154,244	24.90%
7		611,160	103.79%	522,573	85.51%	40,001	6.55%	11,539	1.89%	22,666	3.71%	630	0.10%	7,742	1.27%	29,147	4.77%	88,587	14.49%
8		606,390	103.79%	482,975	79.65%	90,352	14.90%	12,395	2.04%	8,805	1.45%	446	0.07%	7,452	1.23%	26,926	4.44%	123,415	20.35%
9		606,770	103.39%	563,098	92.80%	15,906	2.62%	11,186	1.84%	9,858	1.62%	322	0.05%	7,890	1.30%	19,068	3.14%	43,672	7.20%
10		620,272	103.47%	488,963	78.83%	80,213	12.93%	9,305	1.50%	39,781	6.41%	450	0.07%	7,239	1.17%	15,848	2.56%	131,309	21.17%
11		624,065	103.37%	460,797	73.84%	83,479	13.38%	8,023	1.29%	56,650	9.08%	461	0.07%	7,817	1.25%	27,866	4.47%	163,268	26.16%
12		596,111	103.51%	298,990	50.16%	270,216	45.33%	8,313	1.39%	15,340	2.57%	430	0.07%	6,713	1.13%	17,013	2.85%	297,121	49.84%
13		592,734	103.68%	251,195	42.38%	274,669	46.34%	9,528	1.61%	20,249	3.42%	570	0.10%	6,354	1.07%	51,978	8.77%	341,539	57.62%

RECEIVED by MSC 1/18/2022 10:30:24 PM

DISTRICT		VAPTOT	PercentTot	VAPWH_A	PVAPWH_A	VAPBL_W	PVAPBL_W	VAPNA_W	PVAPNA_W	VAPAS_W	PVAPAS_W	VAPPI_W	PVAPPI_W	VAPOT_W	PVAPOT_W	PopNonW	PPopNonW
1		633,080	96.01%	578,842	91.43%	6,711	1.06%	14,122	2.23%	3,816	0.60%	363	0.06%	3,980	0.63%	54,238	8.57%
2		606,868	95.78%	549,679	90.58%	14,037	2.31%	5,267	0.87%	3,681	0.61%	257	0.04%	8,353	1.38%	57,189	9.42%
3		597,448	95.11%	452,443	75.73%	64,188	10.74%	4,799	0.80%	18,192	3.04%	366	0.06%	28,223	4.72%	145,005	24.27%
4		593,972	94.85%	474,949	79.96%	47,748	8.04%	4,419	0.74%	15,099	2.54%	308	0.05%	20,850	3.51%	119,023	20.04%
5		606,306	95.33%	532,518	87.83%	25,581	4.22%	3,385	0.56%	5,601	0.92%	247	0.04%	10,635	1.75%	73,788	12.17%
6		619,426	94.98%	450,197	72.68%	61,488	9.93%	2,780	0.45%	63,448	10.24%	454	0.07%	9,937	1.60%	169,229	27.32%
7		611,160	95.11%	509,751	83.41%	36,459	5.97%	3,283	0.54%	20,179	3.30%	406	0.07%	11,216	1.84%	101,409	16.59%
8		606,390	95.43%	471,059	77.68%	86,621	14.28%	3,537	0.58%	7,243	1.19%	278	0.05%	9,951	1.64%	135,331	22.32%
9		606,770	95.66%	549,281	90.53%	14,011	2.31%	2,296	0.38%	8,034	1.32%	182	0.03%	6,658	1.10%	57,489	9.47%
10		620,272	96.10%	473,713	76.37%	76,816	12.38%	2,434	0.39%	36,493	5.88%	276	0.04%	6,342	1.02%	146,559	23.63%
11		624,065	95.69%	448,524	71.87%	80,366	12.88%	2,605	0.42%	53,060	8.50%	315	0.05%	12,327	1.98%	175,541	28.13%
12		596,111	96.98%	286,719	48.10%	265,983	44.62%	3,916	0.66%	12,429	2.09%	282	0.05%	8,761	1.47%	309,392	51.90%
13		592,734	95.63%	244,251	41.21%	270,424	45.62%	5,580	0.94%	17,943	3.03%	373	0.06%	28,235	4.76%	348,483	58.79%

RECEIVED by MSC 1/18/2022 10:30:24 PM

DISTRICT		VAPTOT	PercentTot	VAPNHWH_A	PVAPNHWH_A	VAPNHBL_W	PVAPNHBL_W	VAPNHNA_W	PVAPNHNA_W	VAPNHAS_W	PVAPNHAS_W	VAPNHPI_W	PVAPNHPI_W	VAPNHOT_W	PVAPNHOT_W	VAPHISP	PVAPHisp	PopNonW	PPopNonW
1		633,080	96.56%	575,217	90.86%	6,519	1.03%	13,647	2.16%	3,690	0.58%	298	0.05%	1,695	0.27%	10,255	1.62%	57,863	9.14%
2		606,868	96.85%	541,129	89.17%	13,634	2.25%	4,530	0.75%	3,600	0.59%	216	0.04%	1,501	0.25%	23,154	3.82%	65,739	10.83%
3		597,448	97.10%	442,096	74.00%	62,271	10.42%	2,760	0.46%	17,949	3.00%	259	0.04%	2,171	0.36%	52,640	8.81%	155,352	26.00%
4		593,972	96.76%	465,772	78.42%	46,697	7.86%	2,804	0.47%	14,900	2.51%	252	0.04%	2,423	0.41%	41,861	7.05%	128,200	21.58%
5		606,306	96.55%	525,147	86.61%	25,024	4.13%	2,593	0.43%	5,496	0.91%	221	0.04%	1,860	0.31%	25,025	4.13%	81,159	13.39%
6		619,426	96.67%	442,928	71.51%	60,357	9.74%	2,007	0.32%	63,204	10.20%	393	0.06%	3,049	0.49%	26,864	4.34%	176,498	28.49%
7		611,160	96.68%	501,351	82.03%	35,390	5.79%	2,365	0.39%	19,986	3.27%	349	0.06%	2,311	0.38%	29,147	4.77%	109,809	17.97%
8		606,390	96.79%	462,261	76.23%	85,469	14.09%	2,719	0.45%	7,135	1.18%	252	0.04%	2,166	0.36%	26,926	4.44%	144,129	23.77%
9		606,770	96.87%	543,625	89.59%	13,598	2.24%	1,777	0.29%	7,930	1.31%	158	0.03%	1,613	0.27%	19,068	3.14%	63,145	10.41%
10		620,272	97.12%	469,713	75.73%	76,100	12.27%	1,960	0.32%	36,335	5.86%	223	0.04%	2,232	0.36%	15,848	2.56%	150,559	24.27%
11		624,065	97.27%	442,233	70.86%	79,258	12.70%	1,810	0.29%	52,882	8.47%	272	0.04%	2,698	0.43%	27,866	4.47%	181,832	29.14%
12		596,111	97.85%	282,914	47.46%	264,157	44.31%	3,297	0.55%	12,303	2.06%	231	0.04%	3,373	0.57%	17,013	2.85%	313,197	52.54%
13		592,734	97.72%	234,410	39.55%	267,925	45.20%	3,625	0.61%	17,721	2.99%	282	0.05%	3,302	0.56%	51,978	8.77%	358,324	60.45%

RECEIVED by MSC 1/18/2022 10:30:24 PM

	Performance Index		President (2020 & 2012)								Senate (2020 & 2018)								Governor (2018)				Secretary of State (2014)			
DISTRICT	Dem	Rep	Biden (m)	Biden (m) %	Trump	Trump %	Obama (m)	Obama (m) %	Romney	Romney %	Peters20	Peters20 %	James20 (m)	James20 (m) %	Stabenow18	Stabenow18 %	James18 (m)	James18 (m) %	Whitmer (m)	Whitmer (m) %	Schuette	Schuette %	Dillard (m)	Dillard (m) %	Johnson	Johnson %
1	42.12%	57.88%	182,251	39.94%	274,090	60.06%	175,550	45.48%	210,473	54.52%	182,173	40.21%	270,901	59.79%	156,057	43.48%	202,849	56.52%	157,796	44.34%	198,119	55.66%	101,229	39.36%	155,940	60.64%
2	38.86%	61.14%	144,594	35.63%	261,194	64.37%	148,011	44.90%	181,610	55.10%	142,039	35.49%	258,162	64.51%	121,731	40.27%	180,560	59.73%	125,278	41.77%	174,644	58.23%	76,400	35.92%	136,287	64.08%
3	50.49%	49.51%	221,936	54.34%	186,482	45.66%	163,979	48.78%	172,159	51.22%	207,696	51.18%	198,131	48.82%	162,970	51.74%	152,012	48.26%	168,344	53.73%	144,980	46.27%	77,091	37.42%	128,922	62.58%
4	46.03%	53.97%	195,294	48.00%	211,576	52.00%	162,419	46.95%	183,510	53.05%	182,885	45.38%	220,164	54.62%	148,373	47.21%	165,925	52.79%	152,666	48.96%	159,163	51.04%	78,109	36.13%	138,103	63.87%
5	40.21%	59.79%	150,022	37.63%	248,672	62.37%	154,802	45.73%	183,731	54.27%	146,704	37.59%	243,600	62.41%	120,019	41.13%	171,809	58.87%	123,316	42.64%	165,914	57.36%	74,765	36.35%	130,896	63.65%
6	61.02%	38.98%	285,186	63.52%	163,819	36.48%	218,895	59.82%	147,017	40.18%	274,083	61.77%	169,660	38.23%	223,185	63.30%	129,420	36.70%	226,975	64.78%	123,426	35.22%	115,722	48.01%	125,317	51.99%
7	50.31%	49.69%	222,028	50.49%	217,729	49.51%	187,718	51.27%	178,408	48.73%	217,537	49.94%	218,086	50.06%	180,159	52.11%	165,595	47.89%	187,063	54.51%	156,126	45.49%	101,235	40.87%	146,471	59.13%
8	54.03%	45.97%	215,759	51.06%	206,833	48.94%	227,145	58.53%	160,906	41.47%	217,444	52.12%	199,755	47.88%	174,218	53.98%	148,521	46.02%	180,496	56.24%	140,428	43.76%	129,571	52.48%	117,319	47.52%
9	37.67%	62.33%	159,865	35.02%	296,609	64.98%	156,088	42.61%	210,227	57.39%	160,165	35.74%	287,973	64.26%	134,332	39.69%	204,144	60.31%	137,161	40.98%	197,524	59.02%	75,605	31.34%	165,648	68.66%
10	50.80%	49.20%	209,935	49.50%	214,180	50.50%	190,940	53.28%	167,430	46.72%	208,932	50.35%	206,060	49.65%	168,120	53.57%	145,702	46.43%	169,410	54.40%	142,025	45.60%	91,736	41.17%	131,078	58.83%
11	57.38%	42.62%	274,032	60.05%	182,288	39.95%	220,954	56.35%	171,122	43.65%	264,411	58.53%	187,350	41.47%	213,846	59.97%	142,726	40.03%	218,546	61.62%	136,099	38.38%	108,624	42.60%	146,333	57.40%
12	74.61%	25.39%	275,434	74.96%	92,021	25.04%	279,080	76.93%	83,676	23.07%	270,980	75.61%	87,422	24.39%	200,303	74.17%	69,759	25.83%	203,958	75.71%	65,443	24.29%	149,652	67.78%	71,126	32.22%
13	76.47%	23.53%	247,724	75.55%	80,183	24.45%	273,182	82.07%	59,693	17.93%	241,421	75.52%	78,277	24.48%	164,136	74.31%	56,734	25.69%	168,126	76.25%	52,370	23.75%	140,601	72.66%	52,899	27.34%

RECEIVED by MSC 1/18/2022 10:30:24 PM

DISTRICT	Performance Index Dem		Performance Index Rep	President (2020 & 2016 & 2012) Biden (m)	Biden (m) %	Trump20	Trump20 %	Clinton	Clinton %	Trump16	Trump16 %	Obama (m)	Obama (m) %	Romney	Romney %
1	2014575		2729623	182,251	39.94%	274,090	60.06%	142,535	37.62%	236,333	62.38%	175,550	45.48%	210,473	54.52%
2	1606164		2458415	144,594	35.63%	261,194	64.37%	114,250	35.03%	211,929	64.97%	148,011	44.90%	181,610	55.10%
3	2060007		2067194	221,936	54.34%	186,482	45.66%	166,732	50.11%	166,029	49.89%	163,979	48.78%	172,159	51.22%
4	1919525		2268384	195,294	48.00%	211,576	52.00%	152,471	44.95%	186,718	55.05%	162,419	46.95%	183,510	53.05%
5	1639749		2383861	150,022	37.63%	248,672	62.37%	120,125	36.57%	208,393	63.43%	154,802	45.73%	183,731	54.27%
6	2807351		1786702	285,186	63.52%	163,819	36.48%	227,166	60.94%	145,607	39.06%	218,895	59.82%	147,017	40.18%
7	2294626		2256640	222,028	50.49%	217,729	49.51%	174,627	48.00%	189,170	52.00%	187,718	51.27%	178,408	48.73%
8	2465441		2033607	215,759	51.06%	206,833	48.94%	183,239	50.59%	178,948	49.41%	227,145	58.53%	160,906	41.47%
9	1750528		2812643	159,865	35.02%	296,609	64.98%	120,734	32.58%	249,895	67.42%	156,088	42.61%	210,227	57.39%
10	2205758		2098661	209,935	49.50%	214,180	50.50%	166,851	47.18%	186,783	52.82%	190,940	53.28%	167,430	46.72%
11	2734755		2010497	274,032	60.05%	182,288	39.95%	218,233	57.31%	162,552	42.69%	220,954	56.35%	171,122	43.65%
12	3023910		990719	275,434	74.96%	92,021	25.04%	250,104	74.53%	85,465	25.47%	279,080	76.93%	83,676	23.07%
13	2756127		791495	247,724	75.55%	80,183	24.45%	230,448	76.69%	70,045	23.31%	273,182	82.07%	59,693	17.93%

DISTRICT	Senate (2020 & 2018 & 2014 & 2012) Peters20	Peters20 %	James20 (m)	James20 (m) %	Stabenow18	Stabenow18 %	James18 (m)	James18 (m) %	Peters14	Peters14 %	Land	Land %	Stabenow12	Stabenow12 %	Hoekstra	Hoekstra %
1	182,173	40.21%	270,901	59.79%	156,057	43.48%	202,849	56.52%	127,501	48.63%	134,684	51.37%	202,116	54.31%	170,037	45.69%
2	142,039	35.49%	258,162	64.51%	121,731	40.27%	180,560	59.73%	102,920	48.04%	111,335	51.96%	165,099	51.90%	153,002	48.10%
3	207,696	51.18%	198,131	48.82%	162,970	51.74%	152,012	48.26%	100,084	48.28%	107,194	51.72%	165,373	50.80%	160,195	49.20%
4	182,885	45.38%	220,164	54.62%	148,373	47.21%	165,925	52.79%	101,017	46.42%	116,618	53.58%	164,842	49.37%	169,076	50.63%
5	146,704	37.59%	243,600	62.41%	120,019	41.13%	171,809	58.87%	95,192	45.84%	112,452	54.16%	166,496	51.57%	156,365	48.43%
6	274,083	61.77%	169,660	38.23%	223,185	63.30%	129,420	36.70%	150,743	62.25%	91,432	37.75%	227,396	64.78%	123,656	35.22%
7	217,537	49.94%	218,086	50.06%	180,159	52.11%	165,595	47.89%	137,492	55.11%	111,988	44.89%	202,839	57.56%	149,580	42.44%
8	217,444	52.12%	199,755	47.88%	174,218	53.98%	148,521	46.02%	159,045	63.35%	92,006	36.65%	247,442	66.01%	127,394	33.99%
9	160,165	35.74%	287,973	64.26%	134,332	39.69%	204,144	60.31%	113,306	47.00%	127,780	53.00%	186,005	53.04%	164,685	46.96%
10	208,932	50.35%	206,060	49.65%	168,120	53.57%	145,702	46.43%	127,605	57.32%	95,029	42.68%	212,571	62.06%	129,975	37.94%
11	264,411	58.53%	187,350	41.47%	213,846	59.97%	142,726	40.03%	154,579	60.39%	101,368	39.61%	231,638	61.65%	144,069	38.35%
12	270,980	75.61%	87,422	24.39%	200,303	74.17%	69,759	25.83%	173,824	78.20%	48,468	21.80%	284,029	81.00%	66,645	19.00%
13	241,421	75.52%	78,277	24.48%	164,136	74.31%	56,734	25.69%	159,074	81.62%	35,831	18.38%	274,253	85.20%	47,628	14.80%

DISTRICT	Governor (2018 & 2014) Whitmer (m)	Whitmer (m) %	Schuette18	Schuette18 %	Schauer	Schauer %	Snyder	Snyder %
1	157,796	44.34%	198,119	55.66%	118,428	44.11%	150,058	55.89%
2	125,278	41.77%	174,644	58.23%	90,740	40.85%	131,377	59.15%
3	168,344	53.73%	144,980	46.27%	83,609	39.19%	129,754	60.81%
4	152,666	48.96%	159,163	51.04%	86,863	38.70%	137,593	61.30%
5	123,316	42.64%	165,914	57.36%	89,812	41.89%	124,566	58.11%
6	226,975	64.78%	123,426	35.22%	124,468	49.77%	125,603	50.23%
7	187,063	54.51%	156,126	45.49%	118,855	46.08%	139,069	53.92%
8	180,496	56.24%	140,428	43.76%	143,856	56.02%	112,942	43.98%
9	137,161	40.98%	197,524	59.02%	93,718	37.39%	156,961	62.61%
10	169,410	54.40%	142,025	45.60%	104,379	45.03%	127,397	54.97%
11	218,546	61.62%	136,099	38.38%	118,873	45.03%	145,104	54.97%
12	203,958	75.71%	65,443	24.29%	157,278	68.89%	71,039	31.11%
13	168,126	76.25%	52,370	23.75%	146,414	73.19%	53,637	26.81%

DISTRICT	Attorney General (2018 & 2014) Nessel	Nessel %	Leonard	Leonard %	Totten	Totten %	Scuette14	Schuette14 %
1	137,221	40.43%	202,218	59.57%	98,302	37.95%	160,730	62.05%
2	103,681	36.53%	180,164	63.47%	74,432	34.88%	138,986	65.12%
3	148,872	49.71%	150,627	50.29%	79,470	39.07%	123,931	60.93%
4	134,844	44.96%	165,076	55.04%	81,323	37.89%	133,278	62.11%
5	108,868	39.21%	168,778	60.79%	75,816	37.09%	128,606	62.91%
6	209,639	62.28%	126,963	37.72%	124,431	52.03%	114,711	47.97%
7	164,036	49.78%	165,516	50.22%	104,217	41.88%	144,648	58.12%
8	157,436	51.58%	147,801	48.42%	123,976	49.53%	126,308	50.47%
9	117,397	36.73%	202,264	63.27%	80,653	33.56%	159,666	66.44%
10	152,721	51.33%	144,784	48.67%	97,869	44.27%	123,198	55.73%
11	200,161	59.09%	138,565	40.91%	121,847	48.38%	129,989	51.62%
12	192,080	74.10%	67,148	25.90%	152,748	69.59%	66,752	30.41%
13	158,125	74.84%	53,153	25.16%	142,170	73.94%	50,110	26.06%

DISTRICT	Secretary of State (2018 & 2014) Benson	Benson %	Lang	Lang %	Dillard (m)	Dillard (m) %	Johnson	Johnson %			
1	148,492	42.80%	198,488	57.20%	101,229	39.36%	155,940	60.64%	18679	13423	43207
2	119,354	40.80%	173,172	59.20%	76,400	35.92%	136,287	64.08%	13443	10240	32577
3	163,906	53.09%	144,828	46.91%	77,091	37.42%	128,922	62.58%	30093	12282	34172
4	149,156	48.47%	158,542	51.53%	78,109	36.13%	138,103	63.87%	23667	11019	33386
5	118,355	41.60%	166,149	58.40%	74,765	36.35%	130,896	63.65%	13013	10083	30266
6	224,054	64.90%	121,168	35.10%	115,722	48.01%	125,317	51.99%	49696	13192	62579
7	178,385	53.02%	158,055	46.98%	101,235	40.87%	146,471	59.13%	20604	12902	58040
8	175,852	56.08%	137,733	43.92%	129,571	52.48%	117,319	47.52%	20867	20957	48507
9	133,766	40.74%	194,588	59.26%	75,605	31.34%	165,648	68.66%	16147	8692	38482
10	169,474	55.28%	137,074	44.72%	91,736	41.17%	131,078	58.83%	24168	13487	46898
11	215,837	61.87%	133,022	38.13%	108,624	42.60%	146,333	57.40%	40224	14806	62585
12	202,864	76.29%	63,060	23.71%	149,652	67.78%	71,126	32.22%	38854	29913	52183
13	166,597	76.49%	51,208	23.51%	140,601	72.66%	52,899	27.34%	31056	28288	40671

RECEIVED by MSC 1/18/2022 10:30:24 PM

	Total Population				Racial Demographics as Percent of Total Population					Voting Age Population		Racial Demographics as Percent of Voting Pop			
DISTRICT	All Persons	Target	Dev.	Difference	NH White	NH Black	NH Asian	Hispanic	Minority	VAP	% of Total	NH White	NH Black	NH Asian	Hispanic
1	270,366	265,193	1.95%✓	5,173	38.73%	34.78%	0.85%	19.30%	61.27%	201,593	74.6%	42.88%	35.03%	0.93%	16.83%
2	260,296	265,193	-1.85%✓	-4,897	61.33%	24.66%	1.60%	8.81%	38.67%	188,578	72.4%	61.85%	24.47%	1.83%	7.88%
3	268,291	265,193	1.17%✓	3,098	39.96%	42.25%	10.11%	2.40%	60.04%	212,874	79.3%	41.95%	42.09%	9.46%	2.19%
4	259,877	265,193	-2.00%✓	-5,316	74.98%	14.56%	2.25%	6.09%	25.02%	214,717	82.6%	74.71%	13.32%	2.14%	4.98%
5	260,723	265,193	-1.69%✓	-4,470	62.23%	19.28%	9.16%	3.96%	37.77%	205,113	78.7%	65.09%	18.25%	8.86%	3.42%
6	269,435	265,193	1.60%✓	4,242	44.15%	39.61%	5.40%	2.93%	55.85%	205,711	76.3%	48.95%	39.15%	5.55%	2.60%
7	258,715	265,193	-2.44%✓	-6,478	39.05%	45.54%	4.57%	7.55%	60.95%	208,010	80.4%	40.54%	44.78%	4.71%	6.20%
8	267,500	265,193	0.87%✓	2,307	47.83%	40.57%	1.66%	2.48%	52.17%	206,961	77.4%	52.04%	40.25%	1.85%	2.28%
9	260,091	265,193	-1.92%✓	-5,102	71.32%	4.34%	17.23%	3.75%	28.68%	206,406	79.4%	73.16%	4.24%	16.23%	3.18%
10	260,891	265,193	-1.62%✓	-4,302	47.66%	44.75%	4.16%	2.22%	52.34%	207,211	79.4%	50.14%	40.43%	3.95%	1.90%
11	267,881	265,193	1.01%✓	2,688	66.85%	20.46%	2.30%	2.76%	33.15%	204,523	76.3%	72.05%	19.19%	2.35%	2.38%
12	270,210	265,193	1.89%✓	5,017	75.00%	12.13%	1.16%	2.78%	25.00%	207,870	76.9%	81.01%	11.52%	1.29%	2.34%
13	258,822	265,193	-2.40%✓	-6,371	73.56%	8.54%	13.82%	3.34%	26.44%	213,186	82.4%	73.47%	8.19%	12.43%	2.77%
14	262,085	265,193	-1.17%✓	-3,108	82.27%	6.31%	5.30%	4.33%	17.73%	218,191	83.3%	80.82%	5.96%	5.36%	3.37%
15	260,766	265,193	-1.67%✓	-4,427	68.07%	14.59%	8.11%	6.21%	31.93%	221,289	84.9%	68.01%	13.28%	8.09%	5.32%
16	262,182	265,193	-1.14%✓	-3,011	89.48%	2.47%	0.56%	5.66%	10.52%	213,755	81.5%	88.39%	2.36%	0.57%	4.46%
17	266,557	265,193	0.51%✓	1,364	84.35%	4.39%	0.97%	6.06%	15.65%	209,069	78.4%	85.38%	4.32%	1.02%	4.72%
18	268,135	265,193	1.11%✓	2,942	83.41%	4.92%	1.70%	4.49%	16.59%	205,401	76.6%	85.77%	4.66%	1.56%	3.62%
19	262,619	265,193	-0.97%✓	-2,574	76.77%	11.36%	2.70%	5.88%	23.23%	211,508	80.5%	77.49%	10.03%	2.71%	4.80%
20	262,284	265,193	-1.10%✓	-2,909	75.11%	9.05%	2.03%	8.53%	24.89%	200,292	76.4%	78.64%	8.34%	1.95%	6.73%
21	271,390	265,193	2.34%✓	6,197	68.10%	11.61%	2.75%	8.46%	31.90%	205,416	75.7%	73.70%	11.23%	2.77%	7.38%
22	264,573	265,193	-0.23%✓	-620	89.50%	0.65%	0.78%	2.86%	10.50%	204,483	77.3%	92.17%	0.65%	0.83%	2.37%
23	263,780	265,193	-0.53%✓	-1,413	85.17%	3.66%	2.70%	5.03%	14.83%	211,880	80.3%	85.65%	3.52%	2.62%	4.05%
24	271,211	265,193	2.27%✓	6,018	83.91%	1.69%	2.41%	3.77%	16.09%	203,066	74.9%	89.06%	1.70%	2.44%	3.24%
25	264,345	265,193	-0.32%✓	-848	89.17%	2.24%	0.45%	3.64%	10.83%	209,073	79.1%	90.82%	2.19%	0.46%	2.94%
26	266,938	265,193	0.66%✓	1,745	84.87%	3.15%	0.42%	4.46%	15.13%	206,886	77.5%	88.51%	3.13%	0.44%	3.71%
27	269,043	265,193	1.45%✓	3,850	57.85%	27.73%	1.22%	4.07%	42.15%	200,250	74.4%	63.00%	27.27%	1.32%	3.66%
28	265,180	265,193	0.00%✓	-13	78.73%	4.65%	5.09%	5.07%	21.27%	210,771	79.5%	81.43%	4.84%	5.29%	4.38%
29	263,566	265,193	-0.61%✓	-1,627	55.33%	16.51%	4.61%	18.56%	44.67%	200,247	76.0%	60.57%	15.37%	4.63%	15.50%
30	264,560	265,193	-0.24%✓	-633	81.65%	5.68%	2.38%	7.62%	18.35%	212,420	80.3%	82.52%	5.06%	2.30%	6.18%
31	267,918	265,193	1.03%✓	2,725	79.46%	1.56%	2.85%	10.84%	20.54%	200,843	75.0%	83.32%	1.41%	2.92%	9.22%
32	270,401	265,193	1.96%✓	5,208	75.58%	9.07%	0.52%	6.01%	24.42%	205,945	76.2%	80.98%	8.80%	0.55%	4.92%
33	267,378	265,193	0.82%✓	2,185	87.59%	2.51%	0.43%	5.12%	12.41%	207,138	77.5%	88.65%	2.99%	0.43%	4.33%
34	261,805	265,193	-1.28%✓	-3,388	90.54%	2.22%	0.72%	3.76%	9.46%	213,991	81.7%	89.33%	2.34%	0.72%	3.01%
35	268,708	265,193	1.33%✓	3,515	74.07%	12.21%	1.54%	7.75%	25.93%	211,487	78.7%	76.93%	11.30%	1.55%	6.32%
36	270,486	265,193	2.00%✓	5,293	92.65%	0.35%	0.36%	2.03%	7.35%	220,106	81.4%	93.79%	0.30%	0.37%	1.55%
37	261,707	265,193	-1.31%✓	-3,486	87.54%	0.73%	0.59%	2.45%	12.46%	213,146	81.4%	89.30%	0.75%	0.57%	1.95%
38	266,616	265,193	0.54%✓	1,423	88.14%	1.65%	0.69%	1.74%	11.86%	217,404	81.5%	89.52%	1.90%	0.72%	1.43%
Assigned	10077331														
Total Pop	10077331														
Jnassigne	0														

RECEIVED by MSC 1/18/2022 10:30:24 PM

DISTRICT		POPTOT	PercentTot	POPWH_A	PPopWh_A	POPBL_A	PPopBL_A	POPNA_A	PPopNA_A	POPAS_A	PPopAS_A	POPPI_A	PPopPI_A	POPOT_A	PPopOT_A	POPXX	P2plusRace	PopNonW	PPopNonW
1		270,366	98.59%	114,759	42.45%	95,237	35.23%	2,292	0.85%	2,361	0.87%	112	0.04%	27,043	10.00%	24,753	9.16%	155,607	57.55%
2		260,296	100.89%	163,735	62.90%	64,946	24.95%	1,054	0.40%	4,192	1.61%	51	0.02%	11,940	4.59%	16,701	6.42%	96,561	37.10%
3		268,291	99.71%	108,945	40.61%	114,096	42.53%	769	0.29%	27,211	10.14%	68	0.03%	2,693	1.00%	13,718	5.11%	159,346	59.39%
4		259,877	103.98%	199,788	76.88%	38,325	14.75%	1,175	0.45%	5,903	2.27%	68	0.03%	4,388	1.69%	20,563	7.91%	60,089	23.12%
5		260,723	100.06%	165,030	63.30%	50,746	19.46%	949	0.36%	23,930	9.18%	43	0.02%	3,214	1.23%	16,979	6.51%	95,693	36.70%
6		269,435	96.53%	120,763	44.82%	107,451	39.88%	734	0.27%	14,600	5.42%	47	0.02%	2,925	1.09%	13,571	5.04%	148,672	55.18%
7		258,715	101.30%	104,761	40.49%	119,010	46.00%	905	0.35%	11,899	4.60%	83	0.03%	9,582	3.70%	15,845	6.12%	153,954	59.51%
8		267,500	96.76%	129,657	48.47%	109,149	40.80%	507	0.19%	4,486	1.68%	74	0.03%	2,262	0.85%	12,687	4.74%	137,843	51.53%
9		260,091	100.80%	187,337	72.03%	11,459	4.41%	596	0.23%	44,870	17.25%	40	0.02%	3,428	1.32%	14,452	5.56%	72,754	27.97%
10		260,891	103.27%	125,826	48.23%	117,496	45.04%	646	0.25%	10,897	4.18%	55	0.02%	2,101	0.81%	12,414	4.76%	135,065	51.77%
11		267,881	97.33%	181,037	67.58%	55,192	20.60%	631	0.24%	6,217	2.32%	66	0.02%	2,333	0.87%	15,247	5.69%	86,844	32.42%
12		270,210	95.75%	204,815	75.80%	33,116	12.26%	707	0.26%	3,184	1.18%	63	0.02%	2,210	0.82%	14,620	5.41%	65,395	24.20%
13		258,822	103.50%	192,263	74.28%	22,274	8.61%	417	0.16%	35,838	13.85%	75	0.03%	2,804	1.08%	14,210	5.49%	66,559	25.72%
14		262,085	104.31%	219,226	83.65%	16,915	6.45%	902	0.34%	13,961	5.33%	62	0.02%	3,401	1.30%	18,925	7.22%	42,859	16.35%
15		260,766	103.73%	181,788	69.71%	38,608	14.81%	966	0.37%	21,228	8.14%	170	0.07%	6,097	2.34%	21,635	8.30%	78,978	30.29%
16		262,182	103.43%	240,309	91.66%	6,762	2.58%	1,117	0.43%	1,509	0.58%	45	0.02%	4,174	1.59%	17,263	6.58%	21,873	8.34%
17		266,557	101.42%	228,662	85.78%	11,949	4.48%	1,686	0.63%	2,623	0.98%	129	0.05%	7,727	2.90%	17,571	6.59%	37,895	14.22%
18		268,135	100.06%	227,428	84.82%	13,410	5.00%	1,529	0.57%	4,597	1.71%	48	0.02%	4,606	1.72%	16,673	6.22%	40,707	15.18%
19		262,619	103.34%	205,399	78.21%	30,497	11.61%	1,318	0.50%	7,143	2.72%	84	0.03%	6,602	2.51%	20,347	7.75%	57,220	21.79%
20		262,284	100.00%	201,975	77.01%	24,140	9.20%	1,926	0.73%	5,353	2.04%	104	0.04%	10,586	4.04%	18,200	6.94%	60,309	22.99%
21		271,390	97.04%	191,558	70.58%	32,646	12.03%	1,425	0.53%	7,558	2.78%	76	0.03%	7,382	2.72%	22,716	8.37%	79,832	29.42%
22		264,573	98.38%	239,227	90.42%	1,763	0.67%	853	0.32%	2,109	0.80%	128	0.05%	1,898	0.72%	14,318	5.41%	25,346	9.58%
23		263,780	101.65%	228,440	86.60%	9,875	3.74%	845	0.32%	7,179	2.72%	62	0.02%	4,104	1.56%	17,630	6.68%	35,340	13.40%
24		271,211	95.98%	230,099	84.84%	4,712	1.74%	605	0.22%	6,578	2.43%	50	0.02%	3,154	1.16%	15,098	5.57%	41,112	15.16%
25		264,345	100.00%	239,323	90.53%	6,133	2.32%	1,043	0.39%	1,208	0.46%	76	0.03%	2,699	1.02%	13,863	5.24%	25,022	9.47%
26		266,938	97.69%	230,863	86.49%	8,631	3.23%	1,112	0.42%	1,151	0.43%	51	0.02%	3,455	1.29%	15,503	5.81%	36,075	13.51%
27		269,043	96.59%	159,403	59.25%	75,345	28.00%	1,130	0.42%	3,320	1.23%	84	0.03%	3,507	1.30%	17,088	6.35%	109,640	40.75%
28		265,180	98.50%	213,118	80.37%	12,620	4.76%	1,057	0.40%	13,565	5.12%	108	0.04%	4,415	1.66%	16,331	6.16%	52,062	19.63%
29		263,566	100.08%	153,791	58.35%	44,998	17.07%	2,323	0.88%	12,245	4.65%	82	0.03%	26,124	9.91%	24,217	9.19%	109,775	41.65%
30		264,560	102.51%	220,974	83.53%	15,537	5.87%	1,288	0.49%	6,366	2.41%	91	0.03%	8,899	3.36%	18,056	6.82%	43,586	16.47%
31		267,918	98.75%	219,847	82.06%	4,600	1.72%	1,312	0.49%	7,827	2.92%	103	0.04%	11,784	4.40%	19,100	7.13%	48,071	17.94%
32		270,401	96.82%	209,763	77.57%	24,855	9.19%	2,532	0.94%	1,451	0.54%	56	0.02%	5,541	2.05%	17,607	6.51%	60,638	22.43%
33		267,378	100.00%	239,582	89.60%	6,904	2.58%	1,170	0.44%	1,188	0.44%	90	0.03%	4,295	1.61%	14,149	5.29%	27,796	10.40%
34		261,805	102.64%	240,986	92.05%	5,968	2.28%	3,390	1.29%	1,902	0.73%	81	0.03%	2,963	1.13%	13,418	5.13%	20,819	7.95%
35		268,708	100.62%	206,032	76.68%	33,884	12.61%	1,177	0.44%	4,205	1.56%	164	0.06%	6,400	2.38%	18,504	6.89%	62,676	23.32%
36		270,486	100.00%	252,817	93.47%	994	0.37%	1,622	0.60%	1,021	0.38%	51	0.02%	1,648	0.61%	12,333	4.56%	17,669	6.53%
37		261,707	100.00%	231,238	88.36%	1,952	0.75%	9,410	3.60%	1,584	0.61%	126	0.05%	2,154	0.82%	15,243	5.82%	30,469	11.64%
38		266,616	100.00%	236,793	88.81%	4,457	1.67%	8,148	3.06%	1,856	0.70%	85	0.03%	1,338	0.50%	13,939	5.23%	29,823	11.19%

RECEIVED by MSC 1/18/2022 10:30:24 PM

DISTRICT		POPTOT	PercentTot	POPNHWH_A	PPopNHWh_A	POPNHBL_A	PPopNHBl_A	POPNHNA_A	PPopNHNA_A	POPNHAS_A	PPopNHAS_A	POPNHPI_A	PPopNHPI_A	POPNHOT_A	PPopNHOT_A	POPHISP	PPopHisp	POPNHXX	PPopNHXX	PopNonW	PPopNonW
1		270,366	100.00%	104,701	38.73%	94,028	34.78%	786	0.29%	2,286	0.85%	78	0.03%	1,224	0.45%	52,183	19.30%	15,080	5.58%	165,665	61.27%
2		260,296	100.00%	159,635	61.33%	64,195	24.66%	481	0.18%	4,157	1.60%	31	0.01%	1,256	0.48%	22,935	8.81%	7,606	2.92%	100,661	38.67%
3		268,291	100.00%	107,222	39.96%	113,363	42.25%	652	0.24%	27,135	10.11%	59	0.02%	1,286	0.48%	6,427	2.40%	12,147	4.53%	161,069	60.04%
4		259,877	100.00%	194,866	74.98%	37,846	14.56%	852	0.33%	5,858	2.25%	50	0.02%	1,080	0.42%	15,822	6.09%	3,503	1.35%	65,011	25.02%
5		260,723	100.00%	162,250	62.23%	50,255	19.28%	703	0.27%	23,874	9.16%	34	0.01%	1,085	0.42%	10,328	3.96%	12,194	4.68%	98,473	37.77%
6		269,435	100.00%	118,953	44.15%	106,733	39.61%	588	0.22%	14,553	5.40%	42	0.02%	1,248	0.46%	7,895	2.93%	19,423	7.21%	150,482	55.85%
7		258,715	100.00%	101,027	39.05%	117,831	45.54%	506	0.20%	11,824	4.57%	81	0.03%	1,433	0.55%	19,544	7.55%	6,469	2.50%	157,688	60.95%
8		267,500	100.00%	127,958	47.83%	108,520	40.57%	384	0.14%	4,438	1.66%	66	0.02%	1,200	0.45%	6,632	2.48%	18,302	6.84%	139,542	52.17%
9		260,091	100.00%	185,502	71.32%	11,297	4.34%	405	0.16%	44,806	17.23%	33	0.01%	845	0.32%	9,753	3.75%	7,450	2.86%	74,589	28.68%
10		260,891	100.00%	124,350	47.66%	116,745	44.75%	541	0.21%	10,854	4.16%	40	0.02%	1,054	0.40%	5,798	2.22%	1,509	0.58%	136,541	52.34%
11		267,881	100.00%	179,073	66.85%	54,796	20.46%	497	0.19%	6,156	2.30%	50	0.02%	881	0.33%	7,397	2.76%	19,031	7.10%	88,808	33.15%
12		270,210	100.00%	202,670	75.00%	32,771	12.13%	585	0.22%	3,129	1.16%	50	0.02%	880	0.33%	7,502	2.78%	22,623	8.37%	67,540	25.00%
13		258,822	100.00%	190,382	73.56%	22,096	8.54%	293	0.11%	35,775	13.82%	70	0.03%	1,092	0.42%	8,657	3.34%	457	0.18%	68,440	26.44%
14		262,085	100.00%	215,612	82.27%	16,541	6.31%	666	0.25%	13,900	5.30%	62	0.02%	1,079	0.41%	11,345	4.33%	2,880	1.10%	46,473	17.73%
15		260,766	100.00%	177,513	68.07%	38,040	14.59%	583	0.22%	21,155	8.11%	151	0.06%	1,518	0.58%	16,199	6.21%	5,607	2.15%	83,253	31.93%
16		262,182	100.00%	234,605	89.48%	6,481	2.47%	815	0.31%	1,480	0.56%	37	0.01%	838	0.32%	14,842	5.66%	3,084	1.18%	27,577	10.52%
17		266,557	100.00%	224,844	84.35%	11,693	4.39%	1,323	0.50%	2,591	0.97%	119	0.04%	976	0.37%	16,155	6.06%	8,856	3.32%	41,713	15.65%
18		268,135	100.00%	223,661	83.41%	13,186	4.92%	1,225	0.46%	4,562	1.70%	45	0.02%	996	0.37%	12,040	4.49%	12,420	4.63%	44,474	16.59%
19		262,619	100.00%	201,604	76.77%	29,826	11.36%	856	0.33%	7,084	2.70%	61	0.02%	1,400	0.53%	15,431	5.88%	6,357	2.42%	61,015	23.23%
20		262,284	100.00%	196,995	75.11%	23,735	9.05%	1,327	0.51%	5,320	2.03%	86	0.03%	941	0.36%	22,363	8.53%	11,517	4.39%	65,289	24.89%
21		271,390	100.00%	184,818	68.10%	31,496	11.61%	889	0.33%	7,473	2.75%	60	0.02%	1,175	0.43%	22,969	8.46%	22,510	8.29%	86,572	31.90%
22		264,573	100.00%	236,799	89.50%	1,719	0.65%	716	0.27%	2,070	0.78%	127	0.05%	727	0.27%	7,559	2.86%	14,856	5.62%	27,774	10.50%
23		263,780	100.00%	224,651	85.17%	9,647	3.66%	594	0.23%	7,132	2.70%	49	0.02%	905	0.34%	13,274	5.03%	7,528	2.85%	39,129	14.83%
24		271,211	100.00%	227,560	83.91%	4,589	1.69%	427	0.16%	6,541	2.41%	43	0.02%	721	0.27%	10,221	3.77%	21,109	7.78%	43,651	16.09%
25		264,345	100.00%	235,725	89.17%	5,909	2.24%	828	0.31%	1,188	0.45%	72	0.03%	635	0.24%	9,626	3.64%	10,362	3.92%	28,620	10.83%
26		266,938	100.00%	226,563	84.87%	8,402	3.15%	873	0.33%	1,122	0.42%	47	0.02%	633	0.24%	11,907	4.46%	17,391	6.51%	40,375	15.13%
27		269,043	100.00%	155,636	57.85%	74,614	27.73%	882	0.33%	3,287	1.22%	80	0.03%	1,029	0.38%	10,963	4.07%	22,552	8.38%	113,407	42.15%
28		265,180	100.00%	208,774	78.73%	12,332	4.65%	764	0.29%	13,502	5.09%	100	0.04%	1,014	0.38%	13,444	5.07%	15,250	5.75%	56,406	21.27%
29		263,566	100.00%	145,823	55.33%	43,516	16.51%	698	0.26%	12,152	4.61%	65	0.02%	1,069	0.41%	48,920	18.56%	11,323	4.30%	117,743	44.67%
30		264,560	100.00%	216,019	81.65%	15,030	5.68%	828	0.31%	6,294	2.38%	74	0.03%	931	0.35%	20,157	7.62%	5,227	1.98%	48,541	18.35%
31		267,918	100.00%	212,884	79.46%	4,174	1.56%	587	0.22%	7,627	2.85%	91	0.03%	727	0.27%	29,032	10.84%	12,796	4.78%	55,034	20.54%
32		270,401	100.00%	204,357	75.58%	24,527	9.07%	2,071	0.77%	1,416	0.52%	45	0.02%	792	0.29%	16,252	6.01%	20,941	7.74%	66,044	24.42%
33		267,378	100.00%	234,208	87.59%	6,709	2.51%	931	0.35%	1,162	0.43%	66	0.02%	621	0.23%	13,697	5.12%	9,984	3.73%	33,170	12.41%
34		261,805	100.00%	237,040	90.54%	5,811	2.22%	2,971	1.13%	1,876	0.72%	68	0.03%	706	0.27%	9,832	3.76%	3,501	1.34%	24,765	9.46%
35		268,708	100.00%	199,029	74.07%	32,815	12.21%	769	0.29%	4,149	1.54%	157	0.06%	1,113	0.41%	20,834	7.75%	9,842	3.66%	69,679	25.93%
36		270,486	100.00%	250,603	92.65%	958	0.35%	1,487	0.55%	985	0.36%	41	0.02%	661	0.24%	5,493	2.03%	10,258	3.79%	19,883	7.35%
37		261,707	100.00%	229,096	87.54%	1,913	0.73%	9,064	3.46%	1,555	0.59%	104	0.04%	780	0.30%	6,422	2.45%	12,773	4.88%	32,611	12.46%
38		266,616	100.00%	235,001	88.14%	4,390	1.65%	7,966	2.99%	1,834	0.69%	69	0.03%	653	0.24%	4,638	1.74%	12,065	4.53%	31,615	11.86%

RECEIVED by MSC 1/18/2022 10:30:24 PM

DISTRICT		POPTOT	*PercentTot*	POPWH_C	PPopWH_C	POPBL_C	PPopBL_C	POPNA_C	PPopNA_C	POPAS_C	PPopAS_C	POPPI_C	PPopPI_C	POPOT_C	PPopOT_C	PopNonW	PPopNonW
1		270,366	108.39%	137,243	50.76%	102,235	37.81%	7,770	2.87%	3,837	1.42%	423	0.16%	41,554	15.37%	133,123	49.24%
2		260,296	107.68%	179,162	68.83%	69,055	26.53%	3,716	1.43%	7,515	2.89%	282	0.11%	20,564	7.90%	81,134	31.17%
3		268,291	105.28%	120,766	45.01%	120,106	44.77%	4,386	1.63%	30,498	11.37%	307	0.11%	6,395	2.38%	147,525	54.99%
4		259,877	112.36%	219,241	84.36%	43,697	16.81%	7,621	2.93%	7,741	2.98%	327	0.13%	13,375	5.15%	40,636	15.64%
5		260,723	107.03%	180,717	69.31%	56,131	21.53%	5,701	2.19%	26,432	10.14%	258	0.10%	9,800	3.76%	80,006	30.69%
6		269,435	102.03%	132,600	49.21%	113,079	41.97%	4,615	1.71%	16,551	6.14%	206	0.08%	7,847	2.91%	136,835	50.79%
7		258,715	107.97%	118,452	45.78%	125,673	48.58%	4,198	1.62%	14,060	5.43%	259	0.10%	16,693	6.45%	140,263	54.22%
8		267,500	101.93%	140,804	52.64%	113,999	42.62%	3,602	1.35%	7,029	2.63%	279	0.10%	6,954	2.60%	126,696	47.36%
9		260,091	106.63%	201,104	77.32%	13,825	5.32%	3,293	1.27%	48,340	18.59%	210	0.08%	10,572	4.06%	58,987	22.68%
10		260,891	108.41%	136,766	52.42%	122,974	47.14%	4,195	1.61%	12,805	4.91%	255	0.10%	5,825	2.23%	124,125	47.58%
11		267,881	103.36%	195,311	72.91%	60,222	22.48%	5,073	1.89%	8,176	3.05%	246	0.09%	7,841	2.93%	72,570	27.09%
12		270,210	101.47%	218,637	80.91%	37,207	13.77%	5,176	1.92%	5,217	1.93%	232	0.09%	7,714	2.85%	51,573	19.09%
13		258,822	109.30%	205,733	79.49%	24,832	9.59%	3,051	1.18%	39,293	15.18%	235	0.09%	9,753	3.77%	53,089	20.51%
14		262,085	111.99%	237,390	90.58%	22,148	8.45%	5,933	2.26%	17,144	6.54%	266	0.10%	10,621	4.05%	24,695	9.42%
15		260,766	112.72%	202,023	77.47%	45,384	17.40%	5,569	2.14%	25,921	9.94%	491	0.19%	14,560	5.58%	58,743	22.53%
16		262,182	110.31%	257,178	98.09%	10,107	3.85%	7,477	2.85%	2,740	1.05%	195	0.07%	11,513	4.39%	5,004	1.91%
17		266,557	108.40%	245,640	92.15%	16,374	6.14%	7,407	2.78%	4,047	1.52%	354	0.13%	15,129	5.68%	20,917	7.85%
18		268,135	106.62%	243,555	90.83%	18,217	6.79%	6,909	2.58%	6,091	2.27%	261	0.10%	10,848	4.05%	24,580	9.17%
19		262,619	111.61%	224,597	85.52%	37,874	14.42%	6,937	2.64%	9,541	3.63%	323	0.12%	13,841	5.27%	38,022	14.48%
20		262,284	107.34%	219,387	83.64%	28,269	10.78%	7,128	2.72%	6,932	2.64%	334	0.13%	19,482	7.43%	42,897	16.36%
21		271,390	106.02%	212,854	78.43%	41,206	15.18%	7,218	2.66%	9,337	3.44%	382	0.14%	16,742	6.17%	58,536	21.57%
22		264,573	104.01%	253,302	95.74%	3,418	1.29%	6,076	2.30%	3,892	1.47%	327	0.12%	8,168	3.09%	11,271	4.26%
23		263,780	108.65%	245,542	93.09%	12,762	4.84%	5,728	2.17%	9,643	3.66%	195	0.07%	12,715	4.82%	18,238	6.91%
24		271,211	101.79%	244,772	90.25%	6,691	2.47%	4,830	1.78%	8,844	3.26%	174	0.06%	10,753	3.96%	26,439	9.75%
25		264,345	105.51%	252,882	95.66%	9,163	3.47%	5,947	2.25%	2,243	0.85%	221	0.08%	8,445	3.19%	11,463	4.34%
26		266,938	103.74%	245,988	92.15%	11,330	4.24%	6,969	2.61%	2,155	0.81%	211	0.08%	10,263	3.84%	20,950	7.85%
27		269,043	103.35%	175,192	65.12%	82,484	30.66%	6,643	2.47%	4,668	1.74%	270	0.10%	8,811	3.27%	93,851	34.88%
28		265,180	105.03%	228,870	86.31%	16,597	6.26%	5,437	2.05%	16,041	6.05%	337	0.13%	11,233	4.24%	36,310	13.69%
29		263,566	109.87%	175,750	66.68%	52,712	20.00%	6,459	2.45%	14,616	5.55%	354	0.13%	39,677	15.05%	87,816	33.32%
30		264,560	109.77%	238,166	90.02%	20,478	7.74%	5,738	2.17%	8,856	3.35%	383	0.14%	16,798	6.35%	26,394	9.98%
31		267,918	106.21%	238,222	88.92%	7,625	2.85%	5,191	1.94%	10,239	3.82%	358	0.13%	22,928	8.56%	29,696	11.08%
32		270,401	103.70%	226,736	83.85%	29,020	10.73%	8,516	3.15%	2,699	1.00%	293	0.11%	13,150	4.86%	43,665	16.15%
33		267,378	105.54%	253,457	94.79%	9,108	3.41%	5,941	2.22%	2,393	0.89%	316	0.12%	10,974	4.10%	13,921	5.21%
34		261,805	108.04%	254,011	97.02%	8,463	3.23%	9,055	3.46%	2,927	1.12%	242	0.09%	8,164	3.12%	7,794	2.98%
35		268,708	107.88%	223,747	83.27%	39,341	14.64%	5,981	2.23%	5,578	2.08%	326	0.12%	14,900	5.55%	44,961	16.73%
36		270,486	104.85%	264,822	97.91%	2,697	1.00%	7,302	2.70%	2,066	0.76%	315	0.12%	6,406	2.37%	5,664	2.09%
37		261,707	106.10%	246,129	94.05%	3,606	1.38%	17,606	6.73%	2,783	1.06%	444	0.17%	7,091	2.71%	15,578	5.95%
38		266,616	105.52%	250,370	93.91%	6,120	2.30%	16,131	6.05%	3,083	1.16%	366	0.14%	5,268	1.98%	16,246	6.09%

RECEIVED by MSC 1/18/2022 10:30:24 PM

DISTRICT		POPTOT	PercentTot	POPNHWH_C	PPopNHWH_C	POPNHBL_C	PPopNHBL_C	POPNHNA_C	PPopNHNA_C	POPNHAS_C	PPopNHAS_C	POPNHPI_C	PPopNHPI_C	POPNHOT_C	PPopNHOT_C	POPHISP	PPopHisp	PopNonW	PPopNonW
1		270,366	103.15%	114,614	42.39%	99,870	36.94%	4,961	1.83%	3,608	1.33%	338	0.13%	3,298	1.22%	52,183	19.30%	155,752	57.61%
2		260,296	104.95%	168,772	64.84%	67,640	25.99%	2,635	1.01%	7,367	2.83%	228	0.09%	3,603	1.38%	22,935	8.81%	91,524	35.16%
3		268,291	104.27%	116,990	43.61%	118,816	44.29%	3,902	1.45%	30,298	11.29%	264	0.10%	3,054	1.14%	6,427	2.40%	151,301	56.39%
4		259,877	109.61%	207,891	80.00%	42,591	16.39%	6,675	2.57%	7,545	2.90%	270	0.10%	4,050	1.56%	15,822	6.09%	51,986	20.00%
5		260,723	105.10%	173,622	66.59%	55,067	21.12%	4,969	1.91%	26,249	10.07%	214	0.08%	3,568	1.37%	10,328	3.96%	87,101	33.41%
6		269,435	100.59%	127,675	47.39%	111,800	41.49%	4,001	1.48%	16,366	6.07%	177	0.07%	3,111	1.15%	7,895	2.93%	141,760	52.61%
7		258,715	105.46%	109,287	42.24%	123,616	47.78%	3,249	1.26%	13,842	5.35%	224	0.09%	3,075	1.19%	19,544	7.55%	149,428	57.76%
8		267,500	100.64%	136,256	50.94%	112,947	42.22%	3,072	1.15%	6,830	2.55%	250	0.09%	3,222	1.20%	6,632	2.48%	131,244	49.06%
9		260,091	104.61%	194,545	74.80%	13,366	5.14%	2,681	1.03%	48,125	18.50%	191	0.07%	3,429	1.32%	9,753	3.75%	65,546	25.20%
10		260,891	107.42%	133,152	51.04%	121,808	46.69%	3,788	1.45%	12,674	4.86%	221	0.08%	2,797	1.07%	5,798	2.22%	127,739	48.96%
11		267,881	101.99%	190,188	71.00%	59,388	22.17%	4,535	1.69%	8,026	3.00%	203	0.08%	3,468	1.29%	7,397	2.76%	77,693	29.00%
12		270,210	100.08%	213,166	78.89%	36,519	13.52%	4,727	1.75%	5,023	1.86%	201	0.07%	3,279	1.21%	7,502	2.78%	57,044	21.11%
13		258,822	107.35%	199,353	77.02%	24,299	9.39%	2,565	0.99%	39,075	15.10%	210	0.08%	3,681	1.42%	8,657	3.34%	59,469	22.98%
14		262,085	110.01%	229,244	87.47%	21,297	8.13%	5,125	1.96%	16,929	6.46%	231	0.09%	4,151	1.58%	11,345	4.33%	32,841	12.53%
15		260,766	110.04%	191,786	73.55%	44,026	16.88%	4,507	1.73%	25,640	9.83%	440	0.17%	4,350	1.67%	16,199	6.21%	68,980	26.45%
16		262,182	108.20%	246,449	94.00%	9,365	3.57%	6,603	2.52%	2,604	0.99%	155	0.06%	3,665	1.40%	14,842	5.66%	15,733	6.00%
17		266,557	106.39%	237,126	88.96%	15,614	5.86%	6,545	2.46%	3,887	1.46%	282	0.11%	3,988	1.50%	16,155	6.06%	29,431	11.04%
18		268,135	104.97%	235,868	87.97%	17,572	6.55%	6,152	2.29%	5,951	2.22%	226	0.08%	3,661	1.37%	12,040	4.49%	32,267	12.03%
19		262,619	109.44%	215,944	82.23%	36,458	13.88%	5,801	2.21%	9,353	3.56%	279	0.11%	4,157	1.58%	15,431	5.88%	46,675	17.77%
20		262,284	104.63%	208,048	79.32%	27,359	10.43%	5,893	2.25%	6,777	2.58%	271	0.10%	3,728	1.42%	22,363	8.53%	54,236	20.68%
21		271,390	102.72%	198,478	73.13%	38,548	14.20%	5,753	2.12%	9,056	3.34%	310	0.11%	3,663	1.35%	22,969	8.46%	72,912	26.87%
22		264,573	102.51%	247,204	93.44%	3,233	1.22%	5,575	2.11%	3,732	1.41%	305	0.12%	3,596	1.36%	7,559	2.86%	17,369	6.56%
23		263,780	106.32%	236,158	89.53%	12,153	4.61%	5,016	1.90%	9,448	3.58%	170	0.06%	4,243	1.61%	13,274	5.03%	27,622	10.47%
24		271,211	99.87%	237,476	87.56%	6,311	2.33%	4,235	1.56%	8,680	3.20%	154	0.06%	3,769	1.39%	10,221	3.77%	33,735	12.44%
25		264,345	104.07%	245,891	93.02%	8,569	3.24%	5,307	2.01%	2,131	0.81%	191	0.07%	3,402	1.29%	9,626	3.64%	18,454	6.98%
26		266,938	102.04%	237,577	89.00%	10,752	4.03%	6,234	2.34%	2,038	0.76%	183	0.07%	3,704	1.39%	11,907	4.46%	29,361	11.00%
27		269,043	101.88%	167,970	62.43%	81,187	30.18%	5,904	2.19%	4,554	1.69%	246	0.09%	3,271	1.22%	10,963	4.07%	101,073	37.57%
28		265,180	102.96%	219,711	82.85%	15,739	5.94%	4,552	1.72%	15,809	5.96%	291	0.11%	3,484	1.31%	13,444	5.07%	45,469	17.15%
29		263,566	104.76%	156,413	59.34%	49,387	18.74%	3,732	1.42%	14,305	5.43%	263	0.10%	3,087	1.17%	48,920	18.56%	107,153	40.66%
30		264,560	107.25%	227,447	85.97%	19,180	7.25%	4,599	1.74%	8,602	3.25%	315	0.12%	3,451	1.30%	20,157	7.62%	37,113	14.03%
31		267,918	102.44%	222,119	82.91%	6,540	2.44%	3,675	1.37%	9,733	3.63%	323	0.12%	3,032	1.13%	29,032	10.84%	45,799	17.09%
32		270,401	101.61%	216,284	79.99%	28,178	10.42%	7,358	2.72%	2,542	0.94%	255	0.09%	3,877	1.43%	16,252	6.01%	54,117	20.01%
33		267,378	103.87%	244,034	91.27%	8,660	3.24%	5,237	1.96%	2,268	0.85%	258	0.10%	3,560	1.33%	13,697	5.12%	23,344	8.73%
34		261,805	106.80%	247,167	94.41%	8,059	3.08%	8,151	3.11%	2,809	1.07%	189	0.07%	3,403	1.30%	9,832	3.76%	14,638	5.59%
35		268,708	105.10%	210,112	78.19%	37,357	13.90%	4,863	1.81%	5,390	2.01%	287	0.11%	3,577	1.33%	20,834	7.75%	58,596	21.81%
36		270,486	103.97%	260,654	96.37%	2,470	0.91%	6,797	2.51%	1,890	0.70%	260	0.10%	3,667	1.36%	5,493	2.03%	9,832	3.63%
37		261,707	105.07%	241,604	92.32%	3,424	1.31%	16,879	6.45%	2,673	1.02%	365	0.14%	3,606	1.38%	6,422	2.45%	20,103	7.68%
38		266,616	104.71%	246,823	92.58%	5,819	2.18%	15,620	5.86%	2,940	1.10%	273	0.10%	3,061	1.15%	4,638	1.74%	19,793	7.42%

RECEIVED by MSC 1/18/2022 10:30:24 PM

DISTRICT		POPTOT	*PercentTot*	POPWH_A	PPopWH_A	POPBL_W	PPopBL_W	POPNA_W	PPopNA_W	POPAS_W	PPopAS_W	POPPI_W	PPopPI_W	POPOT_W	PPopOT_W	PopNonW	PPopNonW
1		270,366	91.13%	114,759	42.45%	97,059	35.90%	3,418	1.26%	2,673	0.99%	216	0.08%	28,272	10.46%	155,607	57.55%
2		260,296	95.47%	163,735	62.90%	66,010	25.36%	1,642	0.63%	4,405	1.69%	121	0.05%	12,591	4.84%	96,561	37.10%
3		268,291	96.02%	108,945	40.61%	115,681	43.12%	1,758	0.66%	27,702	10.33%	165	0.06%	3,371	1.26%	159,346	59.39%
4		259,877	96.94%	199,788	76.88%	39,271	15.11%	1,682	0.65%	6,135	2.36%	142	0.05%	4,901	1.89%	60,089	23.12%
5		260,723	94.57%	165,030	63.30%	51,828	19.88%	1,566	0.60%	24,263	9.31%	133	0.05%	3,746	1.44%	95,693	36.70%
6		269,435	92.80%	120,763	44.82%	109,022	40.46%	1,681	0.62%	14,900	5.53%	100	0.04%	3,573	1.33%	148,672	55.18%
7		258,715	96.86%	104,761	40.49%	120,892	46.73%	1,906	0.74%	12,356	4.78%	165	0.06%	10,516	4.06%	153,954	59.51%
8		267,500	93.18%	129,657	48.47%	110,550	41.33%	1,355	0.51%	4,823	1.80%	171	0.06%	2,701	1.01%	137,843	51.53%
9		260,091	95.78%	187,337	72.03%	11,948	4.59%	842	0.32%	45,159	17.36%	92	0.04%	3,743	1.44%	72,754	27.97%
10		260,891	99.66%	125,826	48.23%	118,815	45.54%	1,441	0.55%	11,209	4.30%	118	0.05%	2,595	0.99%	135,065	51.77%
11		267,881	92.37%	181,037	67.58%	56,044	20.92%	1,087	0.41%	6,447	2.41%	120	0.04%	2,710	1.01%	86,844	32.42%
12		270,210	90.94%	204,815	75.80%	33,795	12.51%	1,072	0.40%	3,410	1.26%	118	0.04%	2,507	0.93%	65,395	24.20%
13		258,822	98.60%	192,263	74.28%	22,828	8.82%	723	0.28%	36,131	13.96%	124	0.05%	3,120	1.21%	66,559	25.72%
14		262,085	97.69%	219,226	83.65%	17,498	6.68%	1,246	0.48%	14,159	5.40%	149	0.06%	3,749	1.43%	42,859	16.35%
15		260,766	96.52%	181,788	69.71%	39,777	15.25%	1,509	0.58%	21,624	8.29%	284	0.11%	6,710	2.57%	78,978	30.29%
16		262,182	97.15%	240,309	91.66%	7,065	2.69%	1,272	0.49%	1,592	0.61%	87	0.03%	4,391	1.67%	21,873	8.34%
17		266,557	95.28%	228,662	85.78%	12,412	4.66%	1,907	0.72%	2,772	1.04%	173	0.06%	8,059	3.02%	37,895	14.22%
18		268,135	94.26%	227,428	84.82%	13,822	5.15%	1,800	0.67%	4,722	1.76%	82	0.03%	4,880	1.82%	40,707	15.18%
19		262,619	96.48%	205,399	78.21%	31,468	11.98%	1,862	0.71%	7,362	2.80%	137	0.05%	7,138	2.72%	57,220	21.79%
20		262,284	93.68%	201,975	77.01%	24,708	9.42%	2,326	0.89%	5,505	2.10%	162	0.06%	11,021	4.20%	60,309	22.99%
21		271,390	89.73%	191,558	70.58%	33,836	12.47%	2,023	0.75%	7,783	2.87%	169	0.06%	8,159	3.01%	79,832	29.42%
22		264,573	93.16%	239,227	90.42%	1,909	0.72%	913	0.35%	2,221	0.84%	182	0.07%	2,026	0.77%	25,346	9.58%
23		263,780	95.38%	228,440	86.60%	10,286	3.90%	1,056	0.40%	7,345	2.78%	94	0.04%	4,363	1.65%	35,340	13.40%
24		271,211	90.73%	230,099	84.84%	5,007	1.85%	768	0.28%	6,741	2.49%	81	0.03%	3,378	1.25%	41,112	15.16%
25		264,345	94.99%	239,323	90.53%	6,359	2.41%	1,183	0.45%	1,289	0.49%	113	0.04%	2,840	1.07%	25,022	9.47%
26		266,938	92.17%	230,863	86.49%	8,897	3.33%	1,284	0.48%	1,232	0.46%	85	0.03%	3,673	1.38%	36,075	13.51%
27		269,043	91.21%	159,403	59.25%	76,526	28.44%	1,902	0.71%	3,498	1.30%	144	0.05%	3,928	1.46%	109,640	40.75%
28		265,180	92.80%	213,118	80.37%	13,058	4.92%	1,239	0.47%	13,746	5.18%	171	0.06%	4,744	1.79%	52,062	19.63%
29		263,566	92.62%	153,791	58.35%	46,770	17.75%	3,122	1.18%	12,612	4.79%	189	0.07%	27,643	10.49%	109,775	41.65%
30		264,560	96.35%	220,974	83.53%	16,190	6.12%	1,634	0.62%	6,561	2.48%	171	0.06%	9,377	3.54%	43,586	16.47%
31		267,918	92.17%	219,847	82.06%	4,949	1.85%	1,596	0.60%	8,044	3.00%	169	0.06%	12,331	4.60%	48,071	17.94%
32		270,401	90.80%	209,763	77.57%	25,346	9.37%	2,853	1.06%	1,579	0.58%	133	0.05%	5,858	2.17%	60,638	22.43%
33		267,378	94.93%	239,582	89.60%	7,067	2.64%	1,284	0.48%	1,264	0.47%	154	0.06%	4,459	1.67%	27,796	10.40%
34		261,805	97.82%	240,986	92.05%	6,199	2.37%	3,596	1.37%	2,053	0.78%	135	0.05%	3,126	1.19%	20,819	7.95%
35		268,708	94.33%	206,032	76.68%	34,554	12.86%	1,496	0.56%	4,316	1.61%	191	0.07%	6,880	2.56%	62,676	23.32%
36		270,486	95.71%	252,817	93.47%	1,171	0.43%	1,781	0.66%	1,185	0.44%	114	0.04%	1,804	0.67%	17,669	6.53%
37		261,707	94.46%	231,238	88.36%	2,158	0.82%	9,604	3.67%	1,711	0.65%	219	0.08%	2,282	0.87%	30,469	11.64%
38		266,616	95.07%	236,793	88.81%	4,677	1.75%	8,349	3.13%	1,977	0.74%	162	0.06%	1,502	0.56%	29,823	11.19%

RECEIVED by MSC 1/18/2022 10:30:24 PM

DISTRICT		POPTOT	PercentTot	POPNHWH_A	PPopNHWh_A	POPNHBL_W	PPopNHBL_W	POPNHNA_W	PPopNHNA_W	POPNHAS_W	PPopNHAS_W	POPNHPI_W	PPopNHPI_W	POPNHOT_W	PPopNHOT_W	POPHISP	PPopHisp	PopNonW	PPopNonW
1		270,366	95.44%	104,701	38.73%	95,292	35.25%	1,558	0.58%	2,548	0.94%	155	0.06%	1,604	0.59%	52,183	19.30%	165,665	61.27%
2		260,296	97.70%	159,635	61.33%	64,910	24.94%	915	0.35%	4,348	1.67%	81	0.03%	1,475	0.57%	22,935	8.81%	100,661	38.67%
3		268,291	96.67%	107,222	39.96%	114,719	42.76%	1,572	0.59%	27,584	10.28%	139	0.05%	1,695	0.63%	6,427	2.40%	161,069	60.04%
4		259,877	99.29%	194,866	74.98%	38,583	14.85%	1,269	0.49%	6,043	2.33%	107	0.04%	1,338	0.51%	15,822	6.09%	65,011	25.02%
5		260,723	96.10%	162,250	62.23%	51,122	19.61%	1,213	0.47%	24,181	9.27%	107	0.04%	1,359	0.52%	10,328	3.96%	98,473	37.77%
6		269,435	93.81%	118,953	44.15%	108,015	40.09%	1,419	0.53%	14,819	5.50%	82	0.03%	1,583	0.59%	7,895	2.93%	150,482	55.85%
7		258,715	98.73%	101,027	39.05%	119,299	46.11%	1,361	0.53%	12,240	4.73%	144	0.06%	1,826	0.71%	19,544	7.55%	157,688	60.95%
8		267,500	94.16%	127,958	47.83%	109,771	41.04%	1,157	0.43%	4,748	1.77%	147	0.05%	1,472	0.55%	6,632	2.48%	139,542	52.17%
9		260,091	97.52%	185,502	71.32%	11,675	4.49%	564	0.22%	45,073	17.33%	79	0.03%	997	0.38%	9,753	3.75%	74,589	28.68%
10		260,891	100.39%	124,350	47.66%	117,883	45.18%	1,271	0.49%	11,151	4.27%	95	0.04%	1,363	0.52%	5,798	2.22%	136,541	52.34%
11		267,881	93.47%	179,073	66.85%	55,482	20.71%	896	0.33%	6,370	2.38%	94	0.04%	1,067	0.40%	7,397	2.76%	88,808	33.15%
12		270,210	92.10%	202,670	75.00%	33,337	12.34%	890	0.33%	3,330	1.23%	99	0.04%	1,035	0.38%	7,502	2.78%	67,540	25.00%
13		258,822	100.26%	190,382	73.56%	22,521	8.70%	529	0.20%	36,038	13.92%	108	0.04%	1,248	0.48%	8,657	3.34%	68,440	26.44%
14		262,085	99.33%	215,612	82.27%	17,000	6.49%	923	0.35%	14,064	5.37%	132	0.05%	1,262	0.48%	11,345	4.33%	46,473	17.73%
15		260,766	98.67%	177,513	68.07%	38,943	14.93%	1,035	0.40%	21,505	8.25%	258	0.10%	1,844	0.71%	16,199	6.21%	83,253	31.93%
16		262,182	99.01%	234,605	89.48%	6,681	2.55%	916	0.35%	1,546	0.59%	71	0.03%	920	0.35%	14,842	5.66%	27,577	10.52%
17		266,557	96.96%	224,844	84.35%	12,001	4.50%	1,467	0.55%	2,717	1.02%	154	0.06%	1,103	0.41%	16,155	6.06%	41,713	15.65%
18		268,135	95.65%	223,661	83.41%	13,494	5.03%	1,409	0.53%	4,670	1.74%	71	0.03%	1,120	0.42%	12,040	4.49%	44,474	16.59%
19		262,619	98.19%	201,604	76.77%	30,546	11.63%	1,245	0.47%	7,282	2.77%	105	0.04%	1,642	0.63%	15,431	5.88%	61,015	23.23%
20		262,284	95.97%	196,995	75.11%	24,119	9.20%	1,581	0.60%	5,453	2.08%	125	0.05%	1,084	0.41%	22,363	8.53%	65,289	24.89%
21		271,390	92.32%	184,818	68.10%	32,230	11.88%	1,346	0.50%	7,649	2.82%	124	0.05%	1,411	0.52%	22,969	8.46%	86,572	31.90%
22		264,573	94.52%	236,799	89.50%	1,841	0.70%	751	0.28%	2,155	0.81%	173	0.07%	798	0.30%	7,559	2.86%	27,774	10.50%
23		263,780	97.44%	224,651	85.17%	9,960	3.78%	760	0.29%	7,272	2.76%	75	0.03%	1,031	0.39%	13,274	5.03%	39,129	14.83%
24		271,211	92.43%	227,560	83.91%	4,800	1.77%	533	0.20%	6,677	2.46%	69	0.03%	816	0.30%	10,221	3.77%	43,651	16.09%
25		264,345	96.23%	235,725	89.17%	6,065	2.29%	923	0.35%	1,252	0.47%	95	0.04%	698	0.26%	9,626	3.64%	28,620	10.83%
26		266,938	93.64%	226,563	84.87%	8,567	3.21%	971	0.36%	1,184	0.44%	72	0.03%	702	0.26%	11,907	4.46%	40,375	15.13%
27		269,043	92.40%	155,636	57.85%	75,602	28.10%	1,552	0.58%	3,454	1.28%	135	0.05%	1,262	0.47%	10,963	4.07%	113,407	42.15%
28		265,180	94.52%	208,774	78.73%	12,605	4.75%	873	0.33%	13,643	5.14%	150	0.06%	1,149	0.43%	13,444	5.07%	56,406	21.27%
29		263,566	96.43%	145,823	55.33%	44,369	16.83%	1,150	0.44%	12,410	4.71%	121	0.05%	1,363	0.52%	48,920	18.56%	117,743	44.67%
30		264,560	98.37%	216,019	81.65%	15,413	5.83%	1,023	0.39%	6,444	2.44%	125	0.05%	1,057	0.40%	20,157	7.62%	48,541	18.35%
31		267,918	95.39%	212,884	79.46%	4,325	1.61%	653	0.24%	7,733	2.89%	144	0.05%	792	0.30%	29,032	10.84%	55,034	20.54%
32		270,401	92.58%	204,357	75.58%	24,882	9.20%	2,297	0.85%	1,518	0.56%	107	0.04%	914	0.34%	16,252	6.01%	66,044	24.42%
33		267,378	96.39%	234,208	87.59%	6,805	2.55%	995	0.37%	1,221	0.46%	111	0.04%	688	0.26%	13,697	5.12%	33,170	12.41%
34		261,805	98.88%	237,040	90.54%	5,966	2.28%	3,122	1.19%	2,006	0.77%	113	0.04%	795	0.30%	9,832	3.76%	24,765	9.46%
35		268,708	96.65%	199,029	74.07%	33,196	12.35%	990	0.37%	4,240	1.58%	169	0.06%	1,252	0.47%	20,834	7.75%	69,679	25.93%
36		270,486	96.38%	250,603	92.65%	1,084	0.40%	1,569	0.58%	1,104	0.41%	92	0.03%	736	0.27%	5,493	2.03%	19,883	7.35%
37		261,707	95.33%	229,096	87.54%	2,068	0.79%	9,214	3.52%	1,659	0.63%	185	0.07%	851	0.33%	6,422	2.45%	32,611	12.46%
38		266,616	95.67%	235,001	88.14%	4,550	1.71%	8,105	3.04%	1,928	0.72%	118	0.04%	740	0.28%	4,638	1.74%	31,615	11.86%

RECEIVED by MSC 1/18/2022 10:30:24 PM

DISTRICT		VAPTOT	*PercentTot*	VAPWH_A	PVAPWH_A	VAPBL_A	PVAPBL_A	VAPNA_A	PVAPNA_A	VAPAS_A	PVAPAS_A	VAPPI_A	PVAPPI_A	VAPOT_A	PVAPOT_A	VAPXX	PVAPXX	PopNonW	PPopNonW
1		201,593	100.00%	92,620	45.94%	71,240	35.34%	1,706	0.85%	1,918	0.95%	91	0.05%	17,813	8.84%	16,205	8.04%	108,973	54.06%
2		188,578	100.00%	119,179	63.20%	46,567	24.69%	799	0.42%	3,471	1.84%	38	0.02%	7,758	4.11%	10,766	5.71%	69,399	36.80%
3		212,874	100.00%	90,601	42.56%	90,093	42.32%	594	0.28%	20,192	9.49%	52	0.02%	2,023	0.95%	9,319	4.38%	122,273	57.44%
4		214,717	100.00%	163,496	76.14%	28,869	13.45%	989	0.46%	4,629	2.16%	52	0.02%	3,223	1.50%	13,459	6.27%	51,221	23.86%
5		205,113	100.00%	135,360	65.99%	37,695	18.38%	770	0.38%	18,220	8.88%	29	0.01%	2,351	1.15%	10,688	5.21%	69,753	34.01%
6		205,711	100.00%	101,888	49.53%	80,918	39.34%	581	0.28%	11,437	5.56%	37	0.02%	2,123	1.03%	8,727	4.24%	103,823	50.47%
7		208,010	100.00%	86,759	41.71%	93,775	45.08%	739	0.36%	9,850	4.74%	70	0.03%	6,600	3.17%	10,217	4.91%	121,251	58.29%
8		206,961	100.00%	108,953	52.64%	83,681	40.43%	390	0.19%	3,868	1.87%	61	0.03%	1,709	0.83%	8,299	4.01%	98,008	47.36%
9		206,406	100.00%	152,225	73.75%	8,846	4.29%	406	0.20%	33,532	16.25%	30	0.01%	2,419	1.17%	8,948	4.34%	54,181	26.25%
10		207,211	100.00%	104,897	50.62%	84,231	40.65%	519	0.25%	8,220	3.97%	44	0.02%	1,529	0.74%	7,771	3.75%	102,314	49.38%
11		204,523	100.00%	148,634	72.67%	39,472	19.30%	514	0.25%	4,852	2.37%	61	0.03%	1,605	0.78%	9,385	4.59%	55,889	27.33%
12		207,870	100.00%	169,806	81.69%	24,136	11.61%	606	0.29%	2,722	1.31%	46	0.02%	1,594	0.77%	8,960	4.31%	38,064	18.31%
13		213,186	100.00%	157,849	74.04%	17,579	8.25%	305	0.14%	26,547	12.45%	52	0.02%	2,054	0.96%	8,800	4.13%	55,337	25.96%
14		218,191	100.00%	178,730	81.91%	13,185	6.04%	710	0.33%	11,739	5.38%	61	0.03%	2,334	1.07%	11,432	5.24%	39,461	18.09%
15		221,289	100.00%	153,722	69.47%	29,804	13.47%	774	0.35%	17,961	8.12%	159	0.07%	4,562	2.06%	14,307	6.47%	67,567	30.53%
16		213,755	100.00%	192,319	89.97%	5,174	2.42%	895	0.42%	1,230	0.58%	34	0.02%	3,109	1.45%	10,994	5.14%	21,436	10.03%
17		209,069	100.00%	180,693	86.43%	9,155	4.38%	1,234	0.59%	2,153	1.03%	85	0.04%	5,061	2.42%	10,688	5.11%	28,376	13.57%
18		205,401	100.00%	178,340	86.83%	9,700	4.72%	1,092	0.53%	3,226	1.57%	30	0.01%	3,157	1.54%	9,856	4.80%	27,061	13.17%
19		211,508	100.00%	166,300	78.63%	21,517	10.17%	995	0.47%	5,781	2.73%	68	0.03%	4,822	2.28%	12,025	5.69%	45,208	21.37%
20		200,292	100.00%	160,236	80.00%	16,912	8.44%	1,393	0.70%	3,926	1.96%	80	0.04%	6,877	3.43%	10,868	5.43%	40,056	20.00%
21		205,416	100.00%	155,578	75.74%	23,593	11.49%	1,159	0.56%	5,726	2.79%	69	0.03%	5,558	2.71%	13,733	6.69%	49,838	24.26%
22		204,483	100.00%	189,992	92.91%	1,341	0.66%	698	0.34%	1,730	0.85%	92	0.04%	1,366	0.67%	9,264	4.53%	14,491	7.09%
23		211,880	100.00%	183,813	86.75%	7,586	3.58%	676	0.32%	5,595	2.64%	58	0.03%	2,879	1.36%	11,273	5.32%	28,067	13.25%
24		203,066	100.00%	182,390	89.82%	3,531	1.74%	450	0.22%	4,982	2.45%	36	0.02%	2,155	1.06%	9,522	4.69%	20,676	10.18%
25		209,073	100.00%	191,958	91.81%	4,693	2.24%	834	0.40%	987	0.47%	52	0.02%	2,077	0.99%	8,472	4.05%	17,115	8.19%
26		206,886	100.00%	185,606	89.71%	6,579	3.18%	888	0.43%	926	0.45%	40	0.02%	2,585	1.25%	10,262	4.96%	21,280	10.29%
27		200,250	100.00%	128,596	64.22%	54,972	27.45%	931	0.46%	2,675	1.34%	49	0.02%	2,568	1.28%	10,459	5.22%	71,654	35.78%
28		210,771	100.00%	174,475	82.78%	10,352	4.91%	846	0.40%	11,197	5.31%	90	0.04%	3,488	1.65%	10,323	4.90%	36,296	17.22%
29		200,247	100.00%	126,054	62.95%	31,504	15.73%	1,661	0.83%	9,327	4.66%	64	0.03%	17,063	8.52%	14,574	7.28%	74,193	37.05%
30		212,420	100.00%	178,373	83.97%	10,974	5.17%	1,014	0.48%	4,934	2.32%	67	0.03%	6,295	2.96%	10,763	5.07%	34,047	16.03%
31		200,843	100.00%	171,463	85.37%	3,016	1.50%	931	0.46%	5,944	2.96%	63	0.03%	8,208	4.09%	11,218	5.59%	29,380	14.63%
32		205,945	100.00%	169,962	82.53%	18,278	8.88%	1,982	0.96%	1,154	0.56%	43	0.02%	3,799	1.84%	10,727	5.21%	35,983	17.47%
33		207,138	100.00%	187,252	90.40%	6,350	3.07%	925	0.45%	915	0.44%	61	0.03%	2,978	1.44%	8,657	4.18%	19,886	9.60%
34		213,991	100.00%	193,584	90.46%	5,092	2.38%	2,514	1.17%	1,562	0.73%	38	0.02%	2,160	1.01%	9,041	4.22%	20,407	9.54%
35		211,487	100.00%	166,986	78.96%	24,324	11.50%	900	0.43%	3,328	1.57%	107	0.05%	4,784	2.26%	11,058	5.23%	44,501	21.04%
36		220,106	100.00%	207,743	94.38%	675	0.31%	1,293	0.59%	830	0.38%	27	0.01%	1,224	0.56%	8,314	3.78%	12,363	5.62%
37		213,146	100.00%	191,653	89.92%	1,636	0.77%	6,882	3.23%	1,235	0.58%	114	0.05%	1,615	0.76%	10,011	4.70%	21,493	10.08%
38		217,404	100.00%	195,824	90.07%	4,172	1.92%	5,699	2.62%	1,578	0.73%	55	0.03%	1,036	0.48%	9,040	4.16%	21,580	9.93%

RECEIVED by MSC 1/18/2022 10:30:24 PM

DISTRICT	VAPTOT	PercentTot	VAPNHWH_A	PVAPNHWH_	VAPNHBL_A	PVAPNHBL_A	VAPNHNA_A	PVAPNHNA_A	VAPNHAS_A	PVAPNHAS_A	VAPNHPI_A	PVAPNHPI_A	VAPNHOT_A	PVAPNHOT_A	VAPHISP	PVAPHisp	VAPNHXX	PVAPNHXX	PopNonW	PPopNonW
1	201,593	100.00%	86,453	42.88%	70,618	35.03%	642	0.32%	1,866	0.93%	65	0.03%	809	0.40%	33,932	16.83%	7,208	3.58%	115,140	57.12%
2	188,578	100.00%	116,637	61.85%	46,137	24.47%	394	0.21%	3,443	1.83%	22	0.01%	800	0.42%	14,858	7.88%	6,287	3.33%	71,941	38.15%
3	212,874	100.00%	89,311	41.95%	89,608	42.09%	506	0.24%	20,137	9.46%	44	0.02%	922	0.43%	4,656	2.19%	7,690	3.61%	123,563	58.05%
4	214,717	100.00%	160,406	74.71%	28,592	13.32%	731	0.34%	4,589	2.14%	43	0.02%	718	0.33%	10,702	4.98%	8,936	4.16%	54,311	25.29%
5	205,113	100.00%	133,513	65.09%	37,441	18.25%	567	0.28%	18,183	8.86%	23	0.01%	753	0.37%	7,015	3.42%	7,618	3.71%	71,600	34.91%
6	205,711	100.00%	100,696	48.95%	80,530	39.15%	473	0.23%	11,408	5.55%	32	0.02%	884	0.43%	5,356	2.60%	6,332	3.08%	105,015	51.05%
7	208,010	100.00%	84,324	40.54%	93,155	44.78%	431	0.21%	9,793	4.71%	68	0.03%	1,025	0.49%	12,903	6.20%	6,311	3.03%	123,686	59.46%
8	206,961	100.00%	107,704	52.04%	83,298	40.25%	292	0.14%	3,836	1.85%	54	0.03%	859	0.42%	4,714	2.28%	6,204	3.00%	99,257	47.96%
9	206,406	100.00%	150,997	73.16%	8,745	4.24%	261	0.13%	33,490	16.23%	24	0.01%	595	0.29%	6,556	3.18%	5,738	2.78%	55,409	26.84%
10	207,211	100.00%	103,894	50.14%	83,778	40.43%	443	0.21%	8,186	3.95%	32	0.02%	689	0.33%	3,945	1.90%	6,244	3.01%	103,317	49.86%
11	204,523	100.00%	147,356	72.05%	39,238	19.19%	407	0.20%	4,812	2.35%	45	0.02%	580	0.28%	4,862	2.38%	7,223	3.53%	57,167	27.95%
12	207,870	100.00%	168,397	81.01%	23,939	11.52%	507	0.24%	2,681	1.29%	34	0.02%	637	0.31%	4,870	2.34%	6,805	3.27%	39,473	18.99%
13	213,186	100.00%	156,620	73.47%	17,468	8.19%	214	0.10%	26,501	12.43%	50	0.02%	815	0.38%	5,903	2.77%	5,615	2.63%	56,566	26.53%
14	218,191	100.00%	176,335	80.82%	13,008	5.96%	528	0.24%	11,688	5.36%	61	0.03%	727	0.33%	7,345	3.37%	8,499	3.90%	41,856	19.18%
15	221,289	100.00%	150,495	68.01%	29,393	13.28%	493	0.22%	17,902	8.09%	140	0.06%	1,143	0.52%	11,777	5.32%	9,946	4.49%	70,794	31.99%
16	213,755	100.00%	188,946	88.39%	5,043	2.36%	661	0.31%	1,216	0.57%	29	0.01%	540	0.25%	9,529	4.46%	7,791	3.64%	24,809	11.61%
17	209,069	100.00%	178,511	85.38%	9,033	4.32%	983	0.47%	2,131	1.02%	82	0.04%	647	0.31%	9,861	4.72%	7,821	3.74%	30,558	14.62%
18	205,401	100.00%	176,180	85.77%	9,575	4.66%	905	0.44%	3,206	1.56%	29	0.01%	633	0.31%	7,438	3.62%	7,435	3.62%	29,221	14.23%
19	211,508	100.00%	163,894	77.49%	21,207	10.03%	682	0.32%	5,730	2.71%	55	0.03%	949	0.45%	10,143	4.80%	8,848	4.18%	47,614	22.51%
20	200,292	100.00%	157,518	78.64%	16,701	8.34%	987	0.49%	3,905	1.95%	66	0.03%	645	0.32%	13,485	6.73%	6,985	3.49%	42,774	21.36%
21	205,416	100.00%	151,385	73.70%	23,065	11.23%	742	0.36%	5,681	2.77%	54	0.03%	785	0.38%	15,157	7.38%	8,547	4.16%	54,031	26.30%
22	204,483	100.00%	188,482	92.17%	1,324	0.65%	593	0.29%	1,703	0.83%	91	0.04%	529	0.26%	4,852	2.37%	6,909	3.38%	16,001	7.83%
23	211,880	100.00%	181,480	85.65%	7,458	3.52%	513	0.24%	5,557	2.62%	48	0.02%	647	0.31%	8,591	4.05%	7,586	3.58%	30,400	14.35%
24	203,066	100.00%	180,853	89.06%	3,453	1.70%	328	0.16%	4,961	2.44%	32	0.02%	485	0.24%	6,584	3.24%	6,370	3.14%	22,213	10.94%
25	209,073	100.00%	189,877	90.82%	4,570	2.19%	667	0.32%	970	0.46%	51	0.02%	454	0.22%	6,157	2.94%	6,327	3.03%	19,196	9.18%
26	206,886	100.00%	183,108	88.51%	6,468	3.13%	725	0.35%	906	0.44%	37	0.02%	440	0.21%	7,667	3.71%	7,535	3.64%	23,778	11.49%
27	200,250	100.00%	126,163	63.00%	54,609	27.27%	720	0.36%	2,651	1.32%	45	0.02%	679	0.34%	7,329	3.66%	8,054	4.02%	74,087	37.00%
28	210,771	100.00%	171,634	81.43%	10,192	4.84%	630	0.30%	11,150	5.29%	87	0.04%	718	0.34%	9,225	4.38%	7,135	3.39%	39,137	18.57%
29	200,247	100.00%	121,293	60.57%	30,776	15.37%	544	0.27%	9,276	4.63%	50	0.02%	716	0.36%	31,031	15.50%	6,561	3.28%	78,954	39.43%
30	212,420	100.00%	175,285	82.52%	10,757	5.06%	700	0.33%	4,892	2.30%	50	0.02%	625	0.29%	13,136	6.18%	6,975	3.28%	37,135	17.48%
31	200,843	100.00%	167,340	83.32%	2,832	1.41%	447	0.22%	5,872	2.92%	59	0.03%	493	0.25%	18,527	9.22%	5,273	2.63%	33,503	16.68%
32	205,945	100.00%	166,764	80.98%	18,116	8.80%	1,669	0.81%	1,130	0.55%	38	0.02%	512	0.25%	10,125	4.92%	7,591	3.69%	39,181	19.02%
33	207,138	100.00%	183,636	88.65%	6,188	2.99%	759	0.37%	901	0.43%	49	0.02%	426	0.21%	8,976	4.33%	6,203	2.99%	23,502	11.35%
34	213,991	100.00%	191,160	89.33%	4,997	2.34%	2,237	1.05%	1,545	0.72%	33	0.02%	490	0.23%	6,440	3.01%	7,089	3.31%	22,831	10.67%
35	211,487	100.00%	162,696	76.93%	23,888	11.30%	594	0.28%	3,285	1.55%	102	0.05%	751	0.36%	13,376	6.32%	6,795	3.21%	48,791	23.07%
36	220,106	100.00%	206,448	93.79%	660	0.30%	1,200	0.55%	808	0.37%	23	0.01%	531	0.24%	3,408	1.55%	7,028	3.19%	13,658	6.21%
37	213,146	100.00%	190,341	89.30%	1,605	0.75%	6,691	3.14%	1,211	0.57%	92	0.04%	581	0.27%	4,159	1.95%	8,466	3.97%	22,805	10.70%
38	217,404	100.00%	194,624	89.52%	4,122	1.90%	5,591	2.57%	1,567	0.72%	46	0.02%	498	0.23%	3,105	1.43%	7,851	3.61%	22,780	10.48%

RECEIVED by MSC 1/18/2022 10:30:24 PM

DISTRICT		VAPTOT	PercentTot	VAPWH_C	PVAPWH_C	VAPBL_C	PVAPBL_C	VAPNA_C	PVAPNA_C	VAPAS_C	PVAPAS_C	VAPPI_C	PVAPPI_C	VAPOT_C	PVAPOT_C	PopNonW	PPopNonW
1		201,593	108.59%	107,284	53.22%	74,983	37.20%	5,705	2.83%	2,817	1.40%	289	0.14%	27,829	13.80%	94,309	46.78%
2		188,578	106.03%	129,036	68.43%	48,869	25.91%	2,741	1.45%	5,484	2.91%	183	0.10%	13,631	7.23%	59,542	31.57%
3		212,874	104.73%	98,545	46.29%	93,904	44.11%	3,397	1.60%	22,233	10.44%	206	0.10%	4,665	2.19%	114,329	53.71%
4		214,717	106.60%	176,148	82.04%	31,452	14.65%	5,772	2.69%	5,588	2.60%	224	0.10%	9,706	4.52%	38,569	17.96%
5		205,113	105.54%	145,132	70.76%	40,374	19.68%	4,260	2.08%	19,491	9.50%	185	0.09%	7,032	3.43%	59,981	29.24%
6		205,711	104.61%	109,360	53.16%	84,132	40.90%	3,363	1.63%	12,475	6.06%	135	0.07%	5,720	2.78%	96,351	46.84%
7		208,010	105.34%	95,389	45.86%	97,859	47.05%	3,216	1.55%	10,976	5.28%	200	0.10%	11,482	5.52%	112,621	54.14%
8		206,961	104.36%	116,136	56.11%	86,743	41.91%	2,727	1.32%	5,134	2.48%	197	0.10%	5,050	2.44%	90,825	43.89%
9		206,406	104.52%	160,736	77.87%	9,985	4.84%	2,365	1.15%	35,254	17.08%	141	0.07%	7,246	3.51%	45,670	22.13%
10		207,211	104.04%	111,656	53.89%	87,144	42.06%	3,118	1.50%	9,352	4.51%	184	0.09%	4,132	1.99%	95,555	46.11%
11		204,523	104.83%	157,342	76.93%	41,840	20.46%	3,789	1.85%	5,794	2.83%	170	0.08%	5,462	2.67%	47,181	23.07%
12		207,870	104.50%	178,257	85.75%	26,028	12.52%	3,712	1.79%	3,727	1.79%	155	0.07%	5,354	2.58%	29,613	14.25%
13		213,186	104.35%	166,129	77.93%	18,919	8.87%	2,211	1.04%	28,129	13.19%	154	0.07%	6,924	3.25%	47,057	22.07%
14		218,191	105.56%	189,643	86.92%	15,364	7.04%	4,375	2.01%	13,448	6.16%	217	0.10%	7,267	3.33%	28,548	13.08%
15		221,289	106.97%	167,053	75.49%	33,632	15.20%	4,213	1.90%	20,729	9.37%	364	0.16%	10,712	4.84%	54,236	24.51%
16		213,755	105.34%	203,070	95.00%	6,455	3.02%	5,522	2.58%	1,861	0.87%	130	0.06%	8,140	3.81%	10,685	5.00%
17		209,069	105.38%	190,964	91.34%	11,005	5.26%	5,244	2.51%	2,886	1.38%	215	0.10%	10,006	4.79%	18,105	8.66%
18		205,401	105.05%	187,847	91.45%	11,608	5.65%	4,889	2.38%	3,944	1.92%	164	0.08%	7,330	3.57%	17,554	8.55%
19		211,508	106.06%	177,580	83.96%	24,809	11.73%	5,026	2.38%	7,000	3.31%	214	0.10%	9,699	4.59%	33,928	16.04%
20		200,292	105.70%	170,595	85.17%	18,663	9.32%	4,977	2.48%	4,636	2.31%	219	0.11%	12,610	6.30%	29,697	14.83%
21		205,416	107.13%	168,375	81.97%	27,338	13.31%	5,300	2.58%	6,684	3.25%	261	0.13%	12,103	5.89%	37,041	18.03%
22		204,483	104.69%	199,080	97.36%	2,067	1.01%	4,530	2.22%	2,592	1.27%	213	0.10%	5,598	2.74%	5,403	2.64%
23		211,880	105.54%	194,749	91.91%	8,897	4.20%	4,284	2.02%	6,771	3.20%	157	0.07%	8,754	4.13%	17,131	8.09%
24		203,066	104.90%	191,644	94.38%	4,423	2.18%	3,479	1.71%	6,061	2.98%	114	0.06%	7,295	3.59%	11,422	5.62%
25		209,073	104.21%	200,242	95.78%	5,774	2.76%	4,195	2.01%	1,509	0.72%	135	0.06%	6,027	2.88%	8,831	4.22%
26		206,886	105.12%	195,616	94.55%	7,712	3.73%	5,194	2.51%	1,429	0.69%	134	0.06%	7,397	3.58%	11,270	5.45%
27		200,250	105.55%	138,136	68.98%	58,223	29.08%	5,009	2.50%	3,429	1.71%	179	0.09%	6,380	3.19%	62,114	31.02%
28		210,771	105.15%	184,437	87.51%	12,181	5.78%	3,989	1.89%	12,540	5.95%	254	0.12%	8,224	3.90%	26,334	12.49%
29		200,247	107.67%	139,166	69.50%	35,114	17.54%	4,556	2.28%	10,524	5.26%	235	0.12%	26,005	12.99%	61,081	30.50%
30		212,420	105.36%	188,598	88.79%	13,192	6.21%	4,031	1.90%	6,180	2.91%	254	0.12%	11,544	5.43%	23,822	11.21%
31		200,843	105.80%	182,247	90.74%	4,219	2.10%	3,491	1.74%	6,855	3.41%	237	0.12%	15,441	7.69%	18,596	9.26%
32		205,945	105.46%	180,306	87.55%	19,918	9.67%	6,063	2.94%	1,796	0.87%	165	0.08%	8,933	4.34%	25,639	12.45%
33		207,138	104.36%	195,735	94.49%	7,233	3.49%	4,219	2.04%	1,441	0.70%	195	0.09%	7,337	3.54%	11,403	5.51%
34		213,991	104.44%	202,375	94.57%	6,281	2.94%	6,513	3.04%	2,161	1.01%	139	0.06%	6,013	2.81%	11,616	5.43%
35		211,487	105.47%	177,577	83.97%	26,554	12.56%	4,286	2.03%	4,008	1.90%	201	0.10%	10,434	4.93%	33,910	16.03%
36		220,106	103.99%	215,859	98.07%	1,414	0.64%	5,437	2.47%	1,361	0.62%	189	0.09%	4,627	2.10%	4,247	1.93%
37		213,146	104.87%	201,432	94.50%	2,405	1.13%	12,379	5.81%	1,853	0.87%	291	0.14%	5,162	2.42%	11,714	5.50%
38		217,404	104.35%	204,668	94.14%	4,882	2.25%	10,953	5.04%	2,315	1.06%	206	0.09%	3,838	1.77%	12,736	5.86%

RECEIVED by MSC 1/18/2022 10:30:24 PM

DISTRICT		VAPTOT	PercentTot	VAPNHWH_C	PVAPNHWH_C	VAPNHBL_C	PVAPNHBL_C	VAPNHNA_C	PVAPNHNA_C	VAPNHAS_C	PVAPNHAS_C	VAPNHPI_C	PVAPNHPI_C	VAPNHOT_C	PVAPNHOT_C	VAPHISP	PVAPHisp	PopNonW	PPopNonW
1		201,593	103.93%	92,718	45.99%	73,778	36.60%	3,810	1.89%	2,677	1.33%	236	0.12%	2,358	1.17%	33,932	16.83%	108,875	54.01%
2		188,578	103.53%	122,350	64.88%	48,076	25.49%	1,986	1.05%	5,399	2.86%	143	0.08%	2,430	1.29%	14,858	7.88%	66,228	35.12%
3		212,874	103.88%	95,814	45.01%	93,122	43.75%	3,080	1.45%	22,116	10.39%	175	0.08%	2,172	1.02%	4,656	2.19%	117,060	54.99%
4		214,717	104.38%	168,727	78.58%	30,874	14.38%	5,144	2.40%	5,471	2.55%	187	0.09%	3,021	1.41%	10,702	4.98%	45,990	21.42%
5		205,113	103.94%	140,410	68.45%	39,836	19.42%	3,764	1.84%	19,404	9.46%	157	0.08%	2,601	1.27%	7,015	3.42%	64,703	31.55%
6		205,711	103.35%	106,037	51.55%	83,432	40.56%	2,973	1.45%	12,382	6.02%	120	0.06%	2,300	1.12%	5,356	2.60%	99,674	48.45%
7		208,010	103.33%	89,423	42.99%	96,784	46.53%	2,541	1.22%	10,860	5.22%	174	0.08%	2,244	1.08%	12,903	6.20%	118,587	57.01%
8		206,961	103.24%	112,933	54.57%	86,129	41.62%	2,371	1.15%	5,043	2.44%	178	0.09%	2,293	1.11%	4,714	2.28%	94,028	45.43%
9		206,406	102.88%	156,419	75.78%	9,756	4.73%	1,958	0.95%	35,163	17.04%	125	0.06%	2,368	1.15%	6,556	3.18%	49,987	24.22%
10		207,211	103.25%	109,244	52.72%	86,496	41.74%	2,849	1.37%	9,276	4.48%	157	0.08%	1,968	0.95%	3,945	1.90%	97,967	47.28%
11		204,523	103.69%	154,041	75.32%	41,399	20.24%	3,452	1.69%	5,712	2.79%	138	0.07%	2,476	1.21%	4,862	2.38%	50,482	24.68%
12		207,870	103.41%	174,789	84.09%	25,696	12.36%	3,427	1.65%	3,621	1.74%	134	0.06%	2,415	1.16%	4,870	2.34%	33,081	15.91%
13		213,186	102.76%	161,843	75.92%	18,646	8.75%	1,889	0.89%	28,022	13.14%	139	0.07%	2,635	1.24%	5,903	2.77%	51,343	24.08%
14		218,191	104.10%	184,460	84.54%	14,998	6.87%	3,824	1.75%	13,327	6.11%	192	0.09%	2,990	1.37%	7,345	3.37%	33,731	15.46%
15		221,289	104.82%	159,699	72.17%	32,776	14.81%	3,506	1.58%	20,577	9.30%	332	0.15%	3,288	1.49%	11,777	5.32%	61,590	27.83%
16		213,755	103.76%	196,588	91.97%	6,170	2.89%	4,945	2.31%	1,803	0.84%	105	0.05%	2,648	1.24%	9,529	4.46%	17,167	8.03%
17		209,069	103.90%	186,065	89.00%	10,694	5.12%	4,706	2.25%	2,794	1.34%	172	0.08%	2,932	1.40%	9,861	4.72%	23,004	11.00%
18		205,401	103.79%	183,373	89.28%	11,320	5.51%	4,447	2.17%	3,880	1.89%	140	0.07%	2,594	1.26%	7,438	3.62%	22,028	10.72%
19		211,508	104.45%	172,204	81.42%	24,199	11.44%	4,299	2.03%	6,908	3.27%	192	0.09%	2,971	1.40%	10,143	4.80%	39,304	18.58%
20		200,292	103.66%	164,183	81.97%	18,257	9.12%	4,232	2.11%	4,568	2.28%	185	0.09%	2,714	1.36%	13,485	6.73%	36,109	18.03%
21		205,416	104.42%	159,360	77.58%	26,232	12.77%	4,339	2.11%	6,553	3.19%	215	0.10%	2,639	1.28%	15,157	7.38%	46,056	22.42%
22		204,483	103.48%	195,264	95.49%	1,991	0.97%	4,206	2.06%	2,507	1.23%	198	0.10%	2,572	1.26%	4,852	2.37%	9,219	4.51%
23		211,880	103.70%	188,815	89.11%	8,611	4.06%	3,856	1.82%	6,666	3.15%	139	0.07%	3,033	1.43%	8,591	4.05%	23,065	10.89%
24		203,066	103.26%	187,056	92.12%	4,220	2.08%	3,095	1.52%	5,989	2.95%	104	0.05%	2,640	1.30%	6,584	3.24%	16,010	7.88%
25		209,073	103.11%	196,087	93.79%	5,511	2.64%	3,789	1.81%	1,446	0.69%	119	0.06%	2,472	1.18%	6,157	2.94%	12,986	6.21%
26		206,886	103.75%	190,498	92.08%	7,476	3.61%	4,741	2.29%	1,374	0.66%	115	0.06%	2,770	1.34%	7,667	3.71%	16,388	7.92%
27		200,250	104.26%	133,431	66.63%	57,639	28.78%	4,489	2.24%	3,364	1.68%	159	0.08%	2,370	1.18%	7,329	3.66%	66,819	33.37%
28		210,771	103.53%	178,545	84.71%	11,824	5.61%	3,456	1.64%	12,411	5.89%	221	0.10%	2,534	1.20%	9,225	4.38%	32,226	15.29%
29		200,247	103.49%	127,262	63.55%	33,492	16.73%	2,793	1.39%	10,360	5.17%	170	0.08%	2,118	1.06%	31,031	15.50%	72,985	36.45%
30		212,420	103.44%	181,949	85.66%	12,659	5.96%	3,338	1.57%	6,057	2.85%	203	0.10%	2,389	1.12%	13,136	6.18%	30,471	14.34%
31		200,843	102.73%	172,479	85.88%	3,795	1.89%	2,535	1.26%	6,699	3.34%	214	0.11%	2,086	1.04%	18,527	9.22%	28,364	14.12%
32		205,945	103.83%	174,096	84.54%	19,581	9.51%	5,373	2.61%	1,702	0.83%	148	0.07%	2,814	1.37%	10,125	4.92%	31,849	15.46%
33		207,138	103.09%	189,734	91.60%	6,938	3.35%	3,789	1.83%	1,387	0.67%	169	0.08%	2,536	1.22%	8,976	4.33%	17,404	8.40%
34		213,991	103.46%	198,056	92.55%	6,084	2.84%	5,966	2.79%	2,094	0.98%	125	0.06%	2,628	1.23%	6,440	3.01%	15,935	7.45%
35		211,487	103.36%	169,199	80.00%	25,829	12.21%	3,586	1.70%	3,924	1.86%	183	0.09%	2,491	1.18%	13,376	6.32%	42,288	20.00%
36		220,106	103.32%	213,364	96.94%	1,300	0.59%	5,121	2.33%	1,251	0.57%	150	0.07%	2,818	1.28%	3,408	1.55%	6,742	3.06%
37		213,146	104.10%	198,622	93.19%	2,320	1.09%	12,005	5.63%	1,797	0.84%	246	0.12%	2,726	1.28%	4,159	1.95%	14,524	6.81%
38		217,404	103.74%	202,334	93.07%	4,737	2.18%	10,699	4.92%	2,236	1.03%	161	0.07%	2,264	1.04%	3,105	1.43%	15,070	6.93%

RECEIVED by MSC 1/18/2022 10:30:24 PM

DISTRICT		VAPTOT	PercentTot	VAPWH_A	PVAPWH_A	VAPBL_W	PVAPBL_W	VAPNA_W	PVAPNA_W	VAPAS_W	PVAPAS_W	VAPPI_W	PVAPPI_W	VAPOT_W	PVAPOT_W	PopNonW	PPopNonW
1		201,593	93.51%	92,620	45.94%	72,474	35.95%	2,533	1.26%	2,098	1.04%	152	0.08%	18,630	9.24%	108,973	54.06%
2		188,578	95.27%	119,179	63.20%	47,317	25.09%	1,237	0.66%	3,611	1.91%	93	0.05%	8,219	4.36%	69,399	36.80%
3		212,874	96.93%	90,601	42.56%	91,246	42.86%	1,378	0.65%	20,504	9.63%	123	0.06%	2,483	1.17%	122,273	57.44%
4		214,717	94.50%	163,496	76.14%	29,574	13.77%	1,361	0.63%	4,794	2.23%	105	0.05%	3,585	1.67%	51,221	23.86%
5		205,113	95.70%	135,360	65.99%	38,456	18.75%	1,226	0.60%	18,445	8.99%	97	0.05%	2,718	1.33%	69,753	34.01%
6		205,711	96.99%	101,888	49.53%	82,057	39.89%	1,264	0.61%	11,642	5.66%	74	0.04%	2,604	1.27%	103,823	50.47%
7		208,010	96.63%	86,759	41.71%	95,172	45.75%	1,559	0.75%	10,127	4.87%	131	0.06%	7,257	3.49%	121,251	58.29%
8		206,961	97.08%	108,953	52.64%	84,702	40.93%	1,056	0.51%	4,075	1.97%	125	0.06%	2,017	0.97%	98,008	47.36%
9		206,406	96.09%	152,225	73.75%	9,160	4.44%	563	0.27%	33,688	16.32%	76	0.04%	2,633	1.28%	54,181	26.25%
10		207,211	97.24%	104,897	50.62%	85,132	41.08%	1,107	0.53%	8,428	4.07%	91	0.04%	1,833	0.88%	102,314	49.38%
11		204,523	96.08%	148,634	72.67%	40,054	19.58%	867	0.42%	4,994	2.44%	101	0.05%	1,854	0.91%	55,889	27.33%
12		207,870	96.19%	169,806	81.69%	24,568	11.82%	858	0.41%	2,860	1.38%	75	0.04%	1,775	0.85%	38,064	18.31%
13		213,186	96.37%	157,849	74.04%	17,963	8.43%	550	0.26%	26,736	12.54%	88	0.04%	2,272	1.07%	55,337	25.96%
14		218,191	95.25%	178,730	81.91%	13,554	6.21%	968	0.44%	11,889	5.45%	137	0.06%	2,551	1.17%	39,461	18.09%
15		221,289	94.43%	153,722	69.47%	30,614	13.83%	1,188	0.54%	18,204	8.23%	244	0.11%	4,991	2.26%	67,567	30.53%
16		213,755	95.09%	192,319	89.97%	5,357	2.51%	1,014	0.47%	1,268	0.59%	61	0.03%	3,234	1.51%	21,436	10.03%
17		209,069	95.29%	180,693	86.43%	9,469	4.53%	1,399	0.67%	2,266	1.08%	116	0.06%	5,288	2.53%	28,376	13.57%
18		205,401	95.55%	178,340	86.83%	9,954	4.85%	1,268	0.62%	3,313	1.61%	61	0.03%	3,324	1.62%	27,061	13.17%
19		211,508	95.03%	166,300	78.63%	22,122	10.46%	1,406	0.66%	5,930	2.80%	108	0.05%	5,131	2.43%	45,208	21.37%
20		200,292	95.10%	160,236	80.00%	17,260	8.62%	1,685	0.84%	4,031	2.01%	123	0.06%	7,137	3.56%	40,056	20.00%
21		205,416	94.24%	155,578	75.74%	24,364	11.86%	1,612	0.78%	5,855	2.85%	140	0.07%	6,035	2.94%	49,838	24.26%
22		204,483	95.65%	189,992	92.91%	1,445	0.71%	738	0.36%	1,807	0.88%	138	0.07%	1,465	0.72%	14,491	7.09%
23		211,880	95.01%	183,813	86.75%	7,845	3.70%	821	0.39%	5,699	2.69%	84	0.04%	3,036	1.43%	28,067	13.25%
24		203,066	95.58%	182,390	89.82%	3,714	1.83%	564	0.28%	5,069	2.50%	56	0.03%	2,305	1.14%	20,676	10.18%
25		209,073	96.13%	191,958	91.81%	4,835	2.31%	926	0.44%	1,028	0.49%	71	0.03%	2,171	1.04%	17,115	8.19%
26		206,886	95.29%	185,606	89.71%	6,745	3.26%	1,009	0.49%	978	0.47%	64	0.03%	2,734	1.32%	21,280	10.29%
27		200,250	95.70%	128,596	64.22%	55,786	27.86%	1,537	0.77%	2,796	1.40%	95	0.05%	2,823	1.41%	71,654	35.78%
28		210,771	95.45%	174,475	82.78%	10,614	5.04%	964	0.46%	11,317	5.37%	133	0.06%	3,685	1.75%	36,296	17.22%
29		200,247	94.20%	126,054	62.95%	32,616	16.29%	2,223	1.11%	9,531	4.76%	140	0.07%	18,065	9.02%	74,193	37.05%
30		212,420	95.45%	178,373	83.97%	11,370	5.35%	1,231	0.58%	5,050	2.38%	130	0.06%	6,593	3.10%	34,047	16.03%
31		200,843	94.85%	171,463	85.37%	3,210	1.60%	1,150	0.57%	6,031	3.00%	117	0.06%	8,535	4.25%	29,380	14.63%
32		205,945	95.18%	169,962	82.53%	18,562	9.01%	2,196	1.07%	1,232	0.60%	83	0.04%	3,985	1.93%	35,983	17.47%
33		207,138	96.00%	187,252	90.40%	6,446	3.11%	1,013	0.49%	971	0.47%	110	0.05%	3,064	1.48%	19,886	9.60%
34		213,991	96.01%	193,584	90.46%	5,220	2.44%	2,652	1.24%	1,667	0.78%	79	0.04%	2,261	1.06%	20,407	9.54%
35		211,487	95.22%	166,986	78.96%	24,705	11.68%	1,112	0.53%	3,395	1.61%	126	0.06%	5,053	2.39%	44,501	21.04%
36		220,106	96.42%	207,743	94.38%	779	0.35%	1,394	0.63%	930	0.42%	78	0.04%	1,312	0.60%	12,363	5.62%
37		213,146	95.53%	191,653	89.92%	1,763	0.83%	7,001	3.28%	1,328	0.62%	181	0.08%	1,696	0.80%	21,493	10.08%
38		217,404	96.04%	195,824	90.07%	4,284	1.97%	5,804	2.67%	1,648	0.76%	103	0.05%	1,125	0.52%	21,580	9.93%

RECEIVED by MSC 1/18/2022 10:30:24 PM

DISTRICT		VAPTOT	PercentTot	VAPNHWH_A	PVAPNHWH_A	VAPNHBL_W	PVAPNHBL_W	VAPNHNA_W	PVAPNHNA_W	VAPNHAS_W	PVAPNHAS_W	VAPNHPI_W	PVAPNHPI_W	VAPNHOT_W	PVAPNHOT_W	VAPHISP	PVAPHisp	PopNonW	PPopNonW
1		201,593	97.37%	86,453	42.88%	71,506	35.47%	1,210	0.60%	2,010	1.00%	113	0.06%	1,071	0.53%	33,932	16.83%	115,140	57.12%
2		188,578	97.28%	116,637	61.85%	46,659	24.74%	714	0.38%	3,567	1.89%	62	0.03%	956	0.51%	14,858	7.88%	71,941	38.15%
3		212,874	97.51%	89,311	41.95%	90,624	42.57%	1,244	0.58%	20,422	9.59%	102	0.05%	1,224	0.57%	4,656	2.19%	123,563	58.05%
4		214,717	96.42%	160,406	74.71%	29,158	13.58%	1,045	0.49%	4,717	2.20%	84	0.04%	923	0.43%	10,702	4.98%	54,311	25.29%
5		205,113	97.01%	133,513	65.09%	38,069	18.56%	956	0.47%	18,396	8.97%	77	0.04%	944	0.46%	7,015	3.42%	71,600	34.91%
6		205,711	97.90%	100,696	48.95%	81,467	39.60%	1,074	0.52%	11,591	5.63%	61	0.03%	1,144	0.56%	5,356	2.60%	105,015	51.05%
7		208,010	98.14%	84,324	40.54%	94,299	45.33%	1,138	0.55%	10,045	4.83%	114	0.05%	1,328	0.64%	12,903	6.20%	123,686	59.46%
8		206,961	97.96%	107,704	52.04%	84,222	40.69%	899	0.43%	4,032	1.95%	110	0.05%	1,054	0.51%	4,714	2.28%	99,257	47.96%
9		206,406	97.53%	150,997	73.16%	8,989	4.36%	363	0.18%	33,639	16.30%	64	0.03%	697	0.34%	6,556	3.18%	55,409	26.84%
10		207,211	97.86%	103,894	50.14%	84,593	40.82%	992	0.48%	8,383	4.05%	73	0.04%	895	0.43%	3,945	1.90%	103,317	49.86%
11		204,523	97.00%	147,356	72.05%	39,721	19.42%	721	0.35%	4,940	2.42%	79	0.04%	706	0.35%	4,862	2.38%	57,167	27.95%
12		207,870	97.13%	168,397	81.01%	24,307	11.69%	724	0.35%	2,806	1.35%	58	0.03%	737	0.35%	4,870	2.34%	39,473	18.99%
13		213,186	97.74%	156,620	73.47%	17,773	8.34%	403	0.19%	26,673	12.51%	79	0.04%	927	0.43%	5,903	2.77%	56,566	26.53%
14		218,191	96.46%	176,335	80.82%	13,306	6.10%	711	0.33%	11,808	5.41%	121	0.06%	832	0.38%	7,345	3.37%	41,856	19.18%
15		221,289	96.18%	150,495	68.01%	30,022	13.57%	845	0.38%	18,117	8.19%	218	0.10%	1,366	0.62%	11,777	5.32%	70,794	31.99%
16		213,755	96.50%	188,946	88.39%	5,172	2.42%	736	0.34%	1,248	0.58%	50	0.02%	584	0.27%	9,529	4.46%	24,809	11.61%
17		209,069	96.52%	178,511	85.38%	9,259	4.43%	1,088	0.52%	2,224	1.06%	108	0.05%	737	0.35%	9,861	4.72%	30,558	14.62%
18		205,401	96.62%	176,180	85.77%	9,776	4.76%	1,030	0.50%	3,282	1.60%	53	0.03%	703	0.34%	7,438	3.62%	29,221	14.23%
19		211,508	96.33%	163,894	77.49%	21,688	10.25%	984	0.47%	5,865	2.77%	88	0.04%	1,092	0.52%	10,143	4.80%	47,614	22.51%
20		200,292	96.84%	157,518	78.64%	16,956	8.47%	1,179	0.59%	3,995	1.99%	99	0.05%	733	0.37%	13,485	6.73%	42,774	21.36%
21		205,416	96.41%	151,385	73.70%	23,580	11.48%	1,089	0.53%	5,784	2.82%	104	0.05%	935	0.46%	15,157	7.38%	54,031	26.30%
22		204,483	96.75%	188,482	92.17%	1,412	0.69%	617	0.30%	1,760	0.86%	129	0.06%	587	0.29%	4,852	2.37%	16,001	7.83%
23		211,880	96.66%	181,480	85.65%	7,662	3.62%	633	0.30%	5,645	2.66%	70	0.03%	730	0.34%	8,591	4.05%	30,400	14.35%
24		203,066	97.04%	180,853	89.06%	3,579	1.76%	396	0.20%	5,038	2.48%	50	0.02%	546	0.27%	6,584	3.24%	22,213	10.94%
25		209,073	97.09%	189,877	90.82%	4,670	2.23%	731	0.35%	1,001	0.48%	62	0.03%	490	0.23%	6,157	2.94%	19,196	9.18%
26		206,886	96.50%	183,108	88.51%	6,585	3.18%	792	0.38%	949	0.46%	55	0.03%	493	0.24%	7,667	3.71%	23,778	11.49%
27		200,250	96.77%	126,163	63.00%	55,339	27.63%	1,257	0.63%	2,766	1.38%	87	0.04%	831	0.41%	7,329	3.66%	74,087	37.00%
28		210,771	96.83%	171,634	81.43%	10,364	4.92%	703	0.33%	11,244	5.33%	121	0.06%	803	0.38%	9,225	4.38%	39,137	18.57%
29		200,247	97.32%	121,293	60.57%	31,308	15.63%	868	0.43%	9,402	4.70%	83	0.04%	895	0.45%	31,031	15.50%	78,954	39.43%
30		212,420	97.01%	175,285	82.52%	11,025	5.19%	837	0.39%	4,984	2.35%	90	0.04%	712	0.34%	13,136	6.18%	37,135	17.48%
31		200,843	97.51%	167,340	83.32%	2,921	1.45%	494	0.25%	5,926	2.95%	103	0.05%	536	0.27%	18,527	9.22%	33,503	16.68%
32		205,945	96.57%	166,764	80.98%	18,334	8.90%	1,820	0.88%	1,184	0.57%	72	0.03%	582	0.28%	10,125	4.92%	39,181	19.02%
33		207,138	97.11%	183,636	88.65%	6,250	3.02%	810	0.39%	946	0.46%	88	0.04%	452	0.22%	8,976	4.33%	23,502	11.35%
34		213,991	96.87%	191,160	89.33%	5,096	2.38%	2,339	1.09%	1,637	0.76%	70	0.03%	557	0.26%	6,440	3.01%	22,831	10.67%
35		211,487	97.06%	162,696	76.93%	24,146	11.42%	754	0.36%	3,339	1.58%	113	0.05%	855	0.40%	13,376	6.32%	48,791	23.07%
36		220,106	96.92%	206,448	93.79%	730	0.33%	1,247	0.57%	868	0.39%	63	0.03%	563	0.26%	3,408	1.55%	13,658	6.21%
37		213,146	96.21%	190,341	89.30%	1,702	0.80%	6,788	3.18%	1,292	0.61%	153	0.07%	631	0.30%	4,159	1.95%	22,805	10.70%
38		217,404	96.53%	194,624	89.52%	4,203	1.93%	5,671	2.61%	1,620	0.75%	82	0.04%	549	0.25%	3,105	1.43%	22,780	10.48%

RECEIVED by MSC 1/18/2022 10:30:24 PM

	Performance Index		President (2020 & 2012)								Senate (2020 & 2018)								Governor (2018)				Secretary of State (2014)			
DISTRICT	Dem	Rep	Biden (m)	Biden (m) %	Trump	Trump %	Obama (m)	Obama (m) %	Romney	Romney %	Peters20	Peters20 %	James20 (m)	James20 (m) %	Stabenow18	Stabenow18 %	James18 (m)	James18 (m) %	Whitmer (m)	Whitmer (m) %	Schuette	Schuette %	Dillard (m)	Dillard (m) %	Johnson	Johnson %
1	72.91%	27.09%	75,689	69.60%	33,052	30.40%	87,046	80.22%	21,462	19.78%	74,334	70.46%	31,159	29.54%	50,404	71.30%	20,288	28.70%	51,485	73.05%	18,996	26.95%	42,877	71.74%	16,888	28.26%
2	73.78%	26.22%	73,063	74.19%	25,414	25.81%	70,302	75.80%	22,449	24.20%	71,680	75.19%	23,656	24.81%	49,767	74.86%	16,710	25.14%	50,212	75.66%	16,149	24.34%	32,770	62.99%	19,253	37.01%
3	79.76%	20.24%	88,943	78.65%	24,138	21.35%	90,342	84.27%	16,864	15.73%	86,971	79.04%	23,070	20.96%	56,533	78.52%	15,461	21.48%	57,800	80.22%	14,249	19.78%	47,713	76.23%	14,879	23.77%
4	55.16%	44.84%	73,678	51.79%	68,592	48.21%	72,739	60.40%	47,695	39.60%	72,750	52.39%	66,116	47.61%	63,791	56.89%	48,345	43.11%	65,498	58.87%	45,760	41.13%	38,798	50.30%	38,331	49.70%
5	60.20%	39.80%	82,347	60.58%	53,593	39.42%	73,024	61.52%	45,685	38.48%	80,627	60.60%	52,417	39.40%	64,703	61.84%	39,934	38.16%	66,152	63.57%	37,904	36.43%	35,690	49.38%	36,583	50.62%
6	67.80%	32.20%	91,683	69.65%	39,956	30.35%	91,198	68.74%	41,472	31.26%	90,398	70.17%	38,420	29.83%	70,530	67.56%	33,863	32.44%	72,098	69.30%	31,935	30.70%	48,955	58.26%	35,080	41.74%
7	72.31%	27.69%	106,307	74.48%	36,422	25.52%	97,731	73.11%	35,954	26.89%	103,258	73.08%	38,035	26.92%	80,270	72.84%	29,936	27.16%	81,626	74.30%	28,233	25.70%	55,624	63.19%	32,404	36.81%
8	75.16%	24.84%	119,715	78.08%	33,605	21.92%	109,382	76.20%	34,163	23.80%	115,422	76.13%	36,181	23.87%	85,408	74.91%	28,601	25.09%	87,530	76.99%	26,167	23.01%	60,279	65.15%	32,244	34.85%
9	47.57%	52.43%	72,951	50.27%	72,155	49.73%	56,918	46.44%	65,652	53.56%	70,273	49.04%	73,016	50.96%	55,416	50.71%	53,863	49.29%	56,097	51.65%	52,516	48.35%	25,253	31.84%	54,071	68.16%
10	67.15%	32.85%	82,661	65.17%	44,178	34.83%	89,664	72.94%	33,258	27.06%	81,894	66.24%	41,738	33.76%	56,829	66.42%	28,737	33.58%	57,583	67.62%	27,576	32.38%	44,130	62.57%	26,402	37.43%
11	53.32%	46.68%	73,345	51.22%	69,857	48.78%	67,482	57.06%	50,776	42.94%	73,134	52.29%	66,732	47.71%	57,055	55.49%	45,772	44.51%	57,780	56.51%	44,468	43.49%	33,132	45.75%	39,282	54.25%
12	48.69%	51.31%	75,957	47.79%	82,989	52.21%	67,770	51.24%	64,494	48.76%	74,858	47.92%	81,345	52.08%	62,880	51.37%	59,537	48.63%	63,866	52.61%	57,523	47.39%	33,652	38.65%	53,410	61.35%
13	53.49%	46.51%	96,592	57.29%	72,010	42.71%	71,708	50.47%	70,385	49.53%	92,429	55.18%	75,064	44.82%	75,273	56.81%	57,223	43.19%	76,465	58.02%	55,335	41.98%	35,805	37.47%	59,755	62.53%
14	54.87%	45.13%	82,982	55.32%	67,023	44.68%	70,675	55.32%	57,085	44.68%	81,199	54.93%	66,622	45.07%	67,463	56.96%	50,982	43.04%	68,770	58.51%	48,771	41.49%	38,339	45.29%	46,307	54.71%
15	70.65%	29.35%	109,873	73.74%	39,118	26.26%	86,035	69.18%	38,320	30.82%	105,346	71.53%	41,934	28.47%	85,365	72.41%	32,521	27.59%	86,619	73.92%	30,553	26.08%	44,917	57.82%	32,772	42.18%
16	41.02%	58.98%	53,283	36.73%	91,766	63.27%	59,131	48.58%	62,586	51.42%	52,437	37.06%	89,060	62.94%	43,622	42.07%	60,072	57.93%	44,863	43.61%	58,002	56.39%	28,824	39.43%	44,270	60.57%
17	37.99%	62.01%	46,768	35.87%	83,620	64.13%	48,467	43.69%	62,459	56.31%	44,924	35.14%	82,914	64.86%	36,623	38.69%	58,043	61.31%	37,439	39.92%	56,347	60.08%	22,395	34.36%	42,786	65.64%
18	40.03%	59.97%	54,812	38.97%	85,834	61.03%	51,643	43.90%	66,003	56.10%	52,441	37.77%	86,414	62.23%	43,743	41.16%	62,521	58.84%	45,337	43.14%	59,764	56.86%	25,593	34.17%	49,296	65.83%
19	56.69%	43.31%	86,336	59.23%	59,426	40.77%	71,267	56.73%	54,351	43.27%	81,217	56.31%	63,007	43.69%	67,574	58.47%	47,987	41.53%	69,027	60.13%	45,760	39.87%	34,942	44.88%	42,918	55.12%
20	41.15%	58.85%	59,124	42.44%	80,198	57.56%	50,440	43.23%	66,250	56.77%	55,280	40.07%	82,681	59.93%	43,847	41.77%	61,121	58.23%	45,200	43.38%	58,986	56.62%	24,217	33.31%	48,494	66.69%
21	58.19%	41.81%	82,810	58.01%	59,953	41.99%	72,414	59.11%	50,102	40.89%	82,500	58.44%	58,669	41.56%	67,624	59.92%	45,230	40.08%	69,523	62.21%	42,229	37.79%	41,046	49.04%	42,647	50.96%
22	38.34%	61.66%	63,753	38.54%	101,674	61.46%	51,694	39.91%	77,834	60.09%	61,731	37.73%	101,864	62.27%	49,552	39.69%	75,292	60.31%	52,073	41.98%	71,955	58.02%	25,627	29.61%	60,921	70.39%
23	41.84%	58.16%	70,230	43.28%	92,031	56.72%	55,088	42.59%	74,261	57.41%	67,772	42.31%	92,409	57.69%	54,419	44.00%	69,264	56.00%	56,359	45.97%	66,229	54.03%	23,554	27.91%	60,848	72.09%
24	36.31%	63.69%	58,364	35.95%	103,975	64.05%	49,142	38.74%	77,708	61.26%	57,206	35.74%	102,874	64.26%	46,718	38.29%	75,297	61.71%	48,200	39.87%	72,701	60.13%	22,335	26.44%	62,129	73.56%
25	37.77%	62.23%	47,440	32.75%	97,411	67.25%	53,631	44.83%	65,999	55.17%	48,944	34.61%	92,466	65.39%	42,575	40.06%	63,698	59.94%	42,539	40.63%	62,165	59.37%	27,612	35.04%	51,193	64.96%
26	43.76%	56.24%	56,871	38.24%	91,858	61.76%	66,463	50.86%	64,218	49.14%	58,929	40.26%	87,425	59.74%	49,902	44.24%	62,886	55.76%	51,768	46.31%	60,013	53.69%	37,743	44.57%	46,938	55.43%
27	65.31%	34.69%	82,648	62.22%	50,194	37.78%	89,363	69.85%	38,574	30.15%	82,762	63.22%	48,141	36.78%	65,271	64.87%	35,347	35.13%	67,447	67.36%	32,679	32.64%	50,383	64.55%	27,666	35.45%
28	55.43%	44.57%	76,808	55.67%	61,172	44.33%	68,391	56.15%	53,399	43.85%	75,374	54.97%	61,754	45.03%	64,325	57.34%	47,864	42.66%	67,182	60.30%	44,236	39.70%	37,155	45.47%	44,556	54.53%
29	59.03%	40.97%	80,310	64.07%	45,046	35.93%	59,569	55.92%	46,949	44.08%	75,638	60.73%	48,900	39.27%	57,758	60.18%	38,214	39.82%	59,597	62.39%	35,927	37.61%	26,854	43.65%	34,661	56.35%
30	47.24%	52.76%	78,341	51.92%	72,557	48.08%	53,228	43.62%	68,799	56.38%	72,693	48.33%	77,703	51.67%	58,148	49.01%	60,492	50.99%	60,145	51.03%	57,716	48.97%	25,273	33.06%	51,173	66.94%
31	35.46%	64.54%	60,662	39.98%	91,077	60.02%	40,377	32.83%	82,594	67.17%	55,152	36.44%	96,201	63.56%	43,030	36.65%	74,391	63.35%	44,728	38.37%	71,839	61.63%	18,800	23.26%	62,029	76.74%
32	49.61%	50.39%	66,844	47.42%	74,114	52.58%	65,073	55.41%	52,363	44.59%	64,812	46.74%	73,852	53.26%	53,700	50.47%	52,700	49.53%	55,194	52.02%	50,913	47.98%	33,615	45.30%	40,589	54.70%
33	35.78%	64.22%	45,866	32.96%	93,308	67.04%	45,385	41.30%	64,509	58.70%	44,437	32.45%	92,482	67.55%	38,337	37.63%	63,554	62.37%	39,492	39.09%	61,542	60.91%	22,292	31.78%	47,849	68.22%
34	40.39%	59.61%	48,119	35.84%	86,132	64.16%	53,539	47.27%	59,733	52.73%	48,856	36.86%	83,682	63.14%	41,792	41.49%	58,944	58.51%	42,654	42.69%	57,256	57.31%	29,074	39.85%	43,885	60.15%
35	52.60%	47.40%	75,511	51.65%	70,690	48.35%	73,878	54.91%	60,657	45.09%	75,272	51.96%	69,587	48.04%	59,942	52.90%	53,368	47.10%	61,623	54.64%	51,159	45.36%	42,624	48.64%	45,009	51.36%
36	37.01%	62.99%	50,789	32.24%	106,743	67.76%	59,174	44.22%	74,658	55.78%	52,654	33.81%	103,097	66.19%	45,679	37.59%	75,856	62.41%	46,311	38.48%	74,031	61.52%	32,836	37.50%	54,734	62.50%
37	43.39%	56.61%	72,636	44.22%	91,643	55.78%	59,069	43.62%	76,339	56.38%	69,989	42.72%	93,838	57.28%	59,428	44.96%	72,761	55.04%	60,485	46.16%	70,555	53.84%	33,798	36.57%	58,615	63.43%
38	45.21%	54.79%	60,897	42.01%	84,050	57.99%	61,160	48.60%	64,686	51.40%	61,797	43.00%	81,930	57.00%	52,967	46.97%	59,794	53.03%	53,213	47.51%	58,795	52.49%	36,281	44.02%	46,133	55.98%

RECEIVED by MSC 1/18/2022 10:30:24 PM

DISTRICT	Composite Score: Dem	Dem %	Rep	Rep %	President (2020 & 2016 & 2012): Biden (m)	Biden (m) %	Trump20	Trump20 %	Clinton	Clinton %	Trump16	Trump16 %	Obama (m)	Obama (m) %	Romney	Romney %
1	851,070	74.43%	292,452	25.57%	75,689	69.60%	33,052	30.40%	69,191	71.79%	27,184	28.21%	87,046	80.22%	21,462	19.78%
2	755,866	74.22%	262,569	25.78%	73,063	74.19%	25,414	25.81%	62,856	73.41%	22,769	26.59%	70,302	75.80%	22,449	24.20%
3	946,197	80.83%	224,423	19.17%	88,943	78.65%	24,138	21.35%	79,378	79.91%	19,960	20.09%	90,342	84.27%	16,864	15.73%
4	828,426	55.92%	653,023	44.08%	73,678	51.79%	68,592	48.21%	63,391	51.17%	60,491	48.83%	72,739	60.40%	47,695	39.60%
5	851,926	60.47%	556,975	39.53%	82,347	60.58%	53,593	39.42%	66,916	57.89%	48,666	42.11%	73,024	61.52%	45,685	38.48%
6	1,016,114	68.42%	469,106	31.58%	91,683	69.65%	39,956	30.35%	83,864	68.00%	39,465	32.00%	91,198	68.74%	41,472	31.26%
7	1,132,528	73.00%	418,860	27.00%	106,307	74.48%	36,422	25.52%	93,234	74.31%	32,240	25.69%	97,731	73.11%	35,954	26.89%
8	1,251,274	76.05%	394,020	23.95%	119,715	78.08%	33,605	21.92%	104,023	77.49%	30,220	22.51%	109,382	76.20%	34,163	23.80%
9	705,117	47.56%	777,377	52.44%	72,951	50.27%	72,155	49.73%	55,459	46.63%	63,476	53.37%	56,918	46.44%	65,652	53.56%
10	914,105	68.50%	420,349	31.50%	82,661	65.17%	44,178	34.83%	74,247	66.23%	37,863	33.77%	89,664	72.94%	33,258	27.06%
11	770,214	53.94%	657,708	46.06%	73,345	51.22%	69,857	48.78%	58,181	49.22%	60,030	50.78%	67,482	57.06%	50,776	42.94%
12	802,043	49.12%	830,837	50.88%	75,957	47.79%	82,989	52.21%	60,385	45.34%	72,809	54.66%	67,770	51.24%	64,494	48.76%
13	938,950	53.56%	814,031	46.44%	96,592	57.29%	72,010	42.71%	75,899	54.15%	64,264	45.85%	71,708	50.47%	70,385	49.53%
14	860,212	55.07%	701,929	44.93%	82,982	55.32%	67,023	44.68%	66,710	53.57%	57,823	46.43%	70,675	55.32%	57,085	44.68%
15	1,087,019	70.81%	448,037	29.19%	109,873	73.74%	39,118	26.26%	90,965	72.00%	35,376	28.00%	86,035	69.18%	38,320	30.82%
16	605,886	41.91%	839,809	58.09%	53,283	36.73%	91,766	63.27%	43,526	36.59%	75,420	63.41%	59,131	48.58%	62,586	51.42%
17	503,371	38.44%	806,208	61.56%	46,768	35.87%	83,620	64.13%	37,380	34.76%	70,169	65.24%	48,467	43.69%	62,459	56.31%
18	577,925	40.31%	855,830	59.69%	54,812	38.97%	85,834	61.03%	43,416	37.22%	73,235	62.78%	51,643	43.90%	66,003	56.10%
19	857,354	56.62%	656,945	43.38%	86,336	59.23%	59,426	40.77%	69,087	56.63%	52,900	43.37%	71,267	56.73%	54,351	43.27%
20	580,817	41.05%	834,128	58.95%	59,124	42.44%	80,198	57.56%	45,227	39.50%	69,262	60.50%	50,440	43.23%	66,250	56.77%
21	873,298	58.34%	623,609	41.66%	82,810	58.01%	59,953	41.99%	66,069	55.94%	52,035	44.06%	72,414	59.11%	50,102	40.89%
22	632,830	38.47%	1,012,216	61.53%	63,753	38.54%	101,674	61.46%	46,048	34.90%	85,890	65.10%	51,694	39.91%	77,834	60.09%
23	678,270	41.87%	941,820	58.13%	70,230	43.28%	92,031	56.72%	50,562	38.76%	79,876	61.24%	55,088	42.59%	74,261	57.41%
24	591,273	36.66%	1,021,738	63.34%	58,364	35.95%	103,975	64.05%	42,429	32.35%	88,737	67.65%	49,142	38.74%	77,708	61.26%
25	570,630	38.94%	894,868	61.06%	47,440	32.75%	97,411	67.25%	38,026	31.77%	81,647	68.23%	53,631	44.83%	65,999	55.17%
26	694,054	44.61%	861,687	55.39%	56,871	38.24%	91,858	61.76%	47,536	37.62%	78,817	62.38%	66,463	50.86%	64,218	49.14%
27	948,759	66.15%	485,590	33.85%	82,648	62.22%	50,194	37.78%	72,740	62.68%	43,301	37.32%	89,363	69.85%	38,574	30.15%
28	822,315	55.50%	659,345	44.50%	76,808	55.67%	61,172	44.33%	64,457	53.98%	54,954	46.02%	68,391	56.15%	53,399	43.85%
29	742,769	58.35%	530,176	41.65%	80,310	64.07%	45,046	35.93%	62,251	60.05%	41,419	39.95%	59,569	55.92%	46,949	44.08%
30	705,493	46.28%	818,997	53.72%	78,341	51.92%	72,557	48.08%	56,267	46.06%	65,905	53.94%	53,228	43.62%	68,799	56.38%
31	532,144	34.51%	1,009,913	65.49%	60,662	39.98%	91,077	60.02%	42,559	34.38%	81,221	65.62%	40,377	32.83%	82,594	67.17%
32	717,007	50.25%	710,001	49.75%	66,844	47.42%	74,114	52.58%	54,009	47.29%	60,198	52.71%	65,073	55.41%	52,363	44.59%
33	494,983	36.18%	873,196	63.82%	45,866	32.96%	93,308	67.04%	34,890	31.72%	75,096	68.28%	45,385	41.30%	64,509	58.70%
34	569,367	41.52%	802,097	58.48%	48,119	35.84%	86,132	64.16%	40,055	36.23%	70,490	63.77%	53,539	47.27%	59,733	52.73%
35	832,714	53.12%	734,835	46.88%	75,511	51.65%	70,690	48.35%	62,640	50.14%	62,291	49.86%	73,878	54.91%	60,657	45.09%
36	618,130	37.94%	1,010,985	62.06%	50,789	32.24%	106,743	67.76%	41,099	31.33%	90,101	68.67%	59,174	44.22%	74,658	55.78%
37	736,347	43.18%	969,123	56.82%	72,636	44.22%	91,643	55.78%	54,442	40.24%	80,861	59.76%	59,069	43.62%	76,339	56.38%
38	691,811	45.66%	823,414	54.34%	60,897	42.01%	84,050	57.99%	48,851	40.34%	72,245	59.66%	61,160	48.60%	64,686	51.40%

DISTRICT	Senate (2020 & 2018 & 2014 & 2012): Peters20	Peters20 %	James20 (m)	James20 (m) %	Stabenow18	Stabenow18 %	James18 (m)	James18 (m) %	Peters14	Peters14 %	Land	Land %	Stabenow12	Stabenow12 %	Hoekstra	Hoekstra %
1	74,334	70.46%	31,159	29.54%	50,404	71.30%	20,288	28.70%	48,867	81.34%	11,209	18.66%	88,501	84.63%	16,074	15.37%
2	71,680	75.19%	23,656	24.81%	49,767	74.86%	16,710	25.14%	39,464	75.02%	13,140	24.98%	71,356	80.06%	17,775	19.94%
3	86,971	79.04%	23,070	20.96%	56,533	78.52%	15,461	21.48%	53,558	84.94%	9,493	15.06%	90,278	87.39%	13,025	12.61%
4	72,750	52.39%	66,116	47.61%	63,791	56.89%	48,345	43.11%	49,573	63.93%	27,973	36.07%	78,062	67.99%	36,755	32.01%
5	80,627	60.60%	52,417	39.40%	64,703	61.84%	39,934	38.16%	46,310	63.94%	26,112	36.06%	77,212	67.98%	36,364	32.02%
6	90,398	70.17%	38,420	29.83%	70,530	67.56%	33,863	32.44%	59,632	70.72%	24,691	29.28%	94,051	73.54%	33,839	26.46%
7	103,258	73.08%	38,035	26.92%	80,270	72.84%	29,936	27.16%	65,873	74.36%	22,717	25.64%	99,054	76.04%	31,212	23.96%
8	115,422	76.13%	36,181	23.87%	85,408	74.91%	28,601	25.09%	73,164	78.64%	19,876	21.36%	109,956	79.20%	28,870	20.80%
9	70,273	49.04%	73,016	50.96%	55,416	50.71%	53,863	49.29%	39,576	49.76%	39,962	50.24%	61,578	52.42%	55,882	47.58%
10	81,894	66.24%	41,738	33.76%	56,829	66.42%	28,737	33.58%	52,098	73.90%	18,402	26.10%	93,535	78.83%	25,117	21.17%
11	73,134	52.29%	66,732	47.71%	57,055	55.49%	45,772	44.51%	44,177	61.15%	28,070	38.85%	74,989	66.28%	38,151	33.72%
12	74,858	47.92%	81,345	52.08%	62,880	51.37%	59,537	48.63%	48,421	55.34%	39,069	44.66%	75,603	59.72%	50,986	40.28%
13	92,429	55.18%	75,064	44.82%	75,273	56.81%	57,223	43.19%	53,507	55.51%	42,884	44.49%	76,677	56.22%	59,708	43.78%
14	81,199	54.93%	66,622	45.07%	67,463	56.96%	50,982	43.04%	50,230	58.82%	35,173	41.18%	74,923	60.88%	48,137	39.12%
15	105,346	71.53%	41,934	28.47%	85,365	72.41%	32,521	27.59%	54,478	69.82%	23,553	30.18%	86,617	72.53%	32,802	27.47%
16	52,437	37.06%	89,060	62.94%	43,622	42.07%	60,072	57.93%	35,814	48.57%	37,926	51.43%	64,226	55.71%	51,053	44.29%
17	44,924	35.14%	82,914	64.86%	36,623	38.69%	58,043	61.31%	27,635	41.82%	38,445	58.18%	50,635	47.92%	55,038	52.08%
18	52,441	37.77%	86,414	62.23%	43,743	41.16%	62,521	58.84%	34,732	46.28%	40,311	53.72%	55,208	48.66%	58,260	51.34%
19	81,217	56.31%	63,007	43.69%	67,574	58.47%	47,987	41.53%	44,903	57.09%	33,745	42.91%	71,234	59.14%	49,214	40.86%
20	55,280	40.07%	82,681	59.93%	43,847	41.77%	61,121	58.23%	30,419	41.48%	42,914	58.52%	51,843	46.03%	60,797	53.97%
21	82,500	58.44%	58,669	41.56%	67,624	59.92%	45,230	40.08%	52,912	62.47%	31,794	37.53%	77,354	65.31%	41,081	34.69%
22	61,731	37.73%	101,864	62.27%	49,552	39.69%	75,292	60.31%	38,193	44.33%	47,965	55.67%	57,978	46.80%	65,912	53.20%
23	67,772	42.31%	92,409	57.69%	54,419	44.00%	69,264	56.00%	38,451	46.00%	45,140	54.00%	60,028	48.88%	62,781	51.12%
24	57,206	35.74%	102,874	64.26%	46,718	38.29%	75,297	61.71%	36,387	43.29%	47,661	56.71%	57,178	47.31%	63,683	52.69%
25	48,944	34.61%	92,466	65.39%	42,575	40.06%	63,698	59.94%	39,175	49.39%	40,141	50.61%	67,313	58.47%	47,814	41.53%
26	58,929	40.26%	87,425	59.74%	49,902	44.24%	62,886	55.76%	48,600	56.56%	37,325	43.44%	76,128	60.53%	49,642	39.47%
27	82,762	63.22%	48,141	36.78%	65,271	64.87%	35,347	35.13%	58,023	73.30%	21,131	26.70%	93,932	75.61%	30,295	24.39%
28	75,374	54.97%	61,754	45.03%	64,325	57.34%	47,864	42.66%	49,516	59.66%	33,482	40.34%	73,000	62.09%	44,579	37.91%
29	75,638	60.73%	48,900	39.27%	57,758	60.18%	38,214	39.82%	33,221	53.75%	28,582	46.25%	58,520	56.79%	44,522	43.21%
30	72,693	48.33%	77,703	51.67%	58,148	49.01%	60,492	50.99%	34,155	44.41%	42,761	55.59%	54,548	46.17%	63,603	53.83%
31	55,152	36.44%	96,201	63.56%	43,030	36.65%	74,391	63.35%	26,246	32.43%	54,683	67.57%	41,143	34.29%	78,855	65.71%
32	64,812	46.74%	73,852	53.26%	53,700	50.47%	52,700	49.53%	42,656	56.71%	32,557	43.29%	67,603	59.51%	45,998	40.49%
33	44,437	32.45%	92,482	67.55%	38,337	37.63%	63,554	62.37%	31,271	44.34%	39,255	55.66%	50,288	47.37%	55,872	52.63%
34	48,856	36.86%	83,682	63.14%	41,792	41.49%	58,944	58.51%	38,183	51.81%	35,521	48.19%	62,617	57.44%	46,399	42.56%
35	75,272	51.96%	69,587	48.04%	59,942	52.90%	53,368	47.10%	53,638	60.14%	35,549	39.86%	81,010	62.39%	48,841	37.61%
36	52,654	33.81%	103,097	66.19%	45,679	37.59%	75,856	62.41%	43,656	49.22%	45,031	50.78%	70,436	54.69%	58,344	45.31%
37	69,989	42.72%	93,838	57.28%	59,428	44.96%	72,761	55.04%	44,506	47.34%	49,503	52.66%	65,808	50.23%	65,195	49.77%
38	61,797	43.00%	81,930	57.00%	52,967	46.97%	59,794	53.03%	41,779	49.30%	42,960	50.70%	70,575	58.30%	50,476	41.70%

DISTRICT	Governor (2018 & 2014): Whitmer (m)	Whitmer (m) %	Schuette18	Schuette18 %	Schauer	Schauer %	Snyder	Snyder %	Attorney General (2018 & 2014): Nessel	Nessel %	Leonard	Leonard %	Totten	Totten %	Scuette14	Schuette14 %
1	51,485	73.05%	18,996	26.95%	45,229	72.92%	16,798	27.08%	48,074	71.52%	19,142	28.48%	43,250	72.81%	16,149	27.19%
2	50,212	75.66%	16,149	24.34%	35,165	64.59%	19,282	35.41%	47,358	74.23%	16,443	25.77%	33,970	65.40%	17,968	34.60%
3	57,800	80.22%	14,249	19.78%	49,531	76.79%	14,970	23.21%	54,432	78.99%	14,474	21.01%	48,063	77.42%	14,015	22.58%
4	65,498	58.87%	45,760	41.13%	43,880	54.29%	36,948	45.71%	59,587	56.22%	46,409	43.78%	40,567	52.85%	36,190	47.15%
5	66,152	63.57%	37,904	36.43%	39,423	52.45%	35,740	47.55%	60,730	60.82%	39,129	39.18%	37,856	52.77%	33,887	47.23%
6	72,098	69.30%	31,935	30.70%	52,144	59.98%	34,794	40.02%	67,221	67.22%	32,784	32.78%	50,949	61.13%	32,402	38.87%
7	81,626	74.30%	28,233	25.70%	57,235	63.52%	32,872	36.48%	77,138	72.80%	28,821	27.20%	57,769	66.17%	29,541	33.83%
8	87,530	76.99%	26,167	23.01%	62,628	65.70%	32,697	34.30%	81,433	75.46%	26,479	24.54%	63,287	69.36%	27,956	30.64%
9	56,097	51.65%	52,516	48.35%	28,575	34.77%	53,609	65.23%	50,120	48.18%	53,914	51.82%	29,102	37.06%	49,423	62.94%
10	57,583	67.62%	27,576	32.38%	47,189	64.87%	25,557	35.13%	53,461	65.53%	28,117	34.47%	44,743	63.73%	25,465	36.27%
11	57,780	56.51%	44,468	43.49%	37,446	49.73%	37,858	50.27%	52,277	53.59%	45,278	46.41%	34,750	48.39%	37,061	51.61%
12	63,866	52.61%	57,523	47.39%	38,706	42.51%	52,338	57.49%	56,958	49.14%	58,956	50.86%	36,600	42.32%	49,885	57.68%
13	76,465	58.02%	55,335	41.98%	38,396	38.60%	61,074	61.40%	70,184	55.37%	56,562	44.63%	40,988	43.17%	53,959	56.83%
14	68,770	58.51%	48,771	41.49%	42,500	48.28%	45,523	51.72%	63,045	55.68%	50,174	44.32%	39,763	46.90%	45,024	53.10%
15	86,619	73.92%	30,553	26.08%	47,258	59.05%	32,768	40.95%	81,444	72.14%	31,449	27.86%	47,005	61.27%	29,708	38.73%
16	44,863	43.61%	58,002	56.39%	34,438	44.99%	42,103	55.01%	39,765	40.48%	58,477	59.52%	29,502	40.71%	42,960	59.29%
17	37,439	39.92%	56,347	60.08%	27,020	39.99%	40,545	60.01%	33,168	36.72%	57,166	63.28%	22,882	35.41%	41,737	64.59%
18	45,337	43.14%	59,764	56.86%	29,351	37.56%	48,784	62.44%	38,485	38.15%	62,404	61.85%	26,086	35.33%	47,740	64.67%
19	69,027	60.13%	45,760	39.87%	38,748	47.48%	42,858	52.52%	62,006	56.11%	48,500	43.89%	37,049	47.87%	40,354	52.13%
20	45,200	43.38%	58,986	56.62%	27,426	36.46%	47,790	63.54%	39,733	39.64%	60,500	60.36%	25,013	34.64%	47,198	65.36%
21	69,523	62.21%	42,229	37.79%	48,753	56.03%	38,267	43.97%	61,795	57.77%	45,164	42.23%	41,516	49.35%	42,607	50.65%
22	52,073	41.98%	71,955	58.02%	30,233	33.57%	59,815	66.43%	45,232	38.02%	73,726	61.98%	27,462	31.87%	58,702	68.13%
23	56,359	45.97%	66,229	54.03%	29,434	33.76%	57,757	66.24%	49,559	42.37%	67,408	57.63%	27,988	33.77%	54,893	66.23%
24	48,200	39.87%	72,701	60.13%	28,119	32.12%	59,427	67.88%	41,532	35.93%	74,045	64.07%	25,469	30.57%	57,849	69.43%
25	42,539	40.63%	62,165	59.37%	33,795	41.01%	48,611	58.99%	36,280	36.24%	63,839	63.76%	27,737	34.92%	51,704	65.08%
26	51,768	46.31%	60,013	53.69%	43,830	49.63%	44,476	50.37%	43,215	40.50%	63,499	59.50%	35,999	41.95%	49,812	58.05%
27	67,447	67.36%	32,679	32.64%	54,245	67.50%	26,117	32.50%	60,435	62.91%	35,627	37.09%	49,369	63.38%	28,530	36.62%
28	67,182	60.30%	44,236	39.70%	43,069	50.53%	42,164	49.47%	58,231	54.18%	49,247	45.82%	37,415	45.26%	45,245	54.74%
29	59,597	62.39%	35,927	37.61%	28,247	44.65%	35,020	55.35%	54,003	58.98%	37,565	41.02%	27,573	45.55%	32,965	54.45%
30	60,145	51.03%	57,716	48.97%	27,671	34.81%	51,822	65.19%	52,638	46.72%	60,034	53.28%	26,279	34.78%	49,287	65.22%
31	44,728	38.37%	71,839	61.63%	20,585	24.81%	62,371	75.19%	38,088	34.09%	73,649	65.91%	19,474	24.31%	60,637	75.69%
32	55,194	52.02%	50,913	47.98%	38,389	49.47%	39,213	50.53%	47,924	47.72%	52,501	52.28%	33,344	45.10%	40,595	54.90%
33	39,492	39.09%	61,542	60.91%	26,472	36.17%	46,715	63.83%	32,127	33.58%	63,552	66.42%	22,460	32.30%	47,078	67.70%
34	42,654	42.69%	57,256	57.31%	34,651	45.44%	41,603	54.56%	35,503	37.75%	58,555	62.25%	26,844	35.86%	48,004	64.14%
35	61,623	54.64%	51,159	45.36%	47,241	51.68%	44,176	48.32%	53,922	50.70%	52,442	49.30%	39,919	44.27%	50,255	55.73%
36	46,311	38.48%	74,031	61.52%	39,729	43.52%	51,558	56.48%	38,253	33.48%	76,005	66.52%	30,880	34.68%	58,151	65.32%
37	60,485	46.16%	70,555	53.84%	39,453	40.65%	57,602	59.35%	52,649	41.93%	72,908	58.07%	33,214	35.60%	60,076	64.40%
38	53,213	47.51%	58,795	52.49%	41,612	48.53%	44,132	51.47%	47,823	44.85%	58,811	55.15%	35,608	43.35%	46,536	56.65%

DISTRICT	Secretary of State (2018 & 2014): Benson	Benson %	Lang	Lang %	Dillard (m)	Dillard (m) %	Johnson	Johnson %	Governor (Democratic Primary 2018): El-Sayed	El Sayed %	Thanedar	Thanedar %	Whitmer (Pri)	Whitmer (Pri) %
1	51,249	73.77%	18,226	26.23%	42,877	71.74%	16,888	28.26%	8160	27.99%	8765	30.06%	12231	41.95%
2	49,939	76.50%	15,343	23.50%	32,770	62.99%	19,253	37.01%	15410	50.46%	5322	17.43%	9805	32.11%
3	57,477	80.76%	13,691	19.24%	47,713	76.23%	14,879	23.77%	13795	37.46%	9682	26.29%	13345	36.24%
4	64,785	59.33%	44,415	40.67%	38,798	50.30%	38,331	49.70%	8941	27.19%	5774	17.56%	18174	55.26%
5	65,708	64.09%	36,813	35.91%	35,690	49.38%	36,583	50.62%	11064	31.37%	6361	18.04%	17842	50.59%
6	71,607	69.84%	30,918	30.16%	48,955	58.26%	35,080	41.74%	12129	29.48%	9345	22.71%	19669	47.81%
7	81,179	74.58%	27,670	25.42%	55,624	63.19%	32,404	36.81%	12996	27.90%	11249	24.15%	22328	47.94%
8	86,266	77.08%	25,647	22.92%	60,279	65.15%	32,244	34.85%	18762	34.51%	10277	18.90%	25331	46.59%
9	55,380	51.92%	51,293	48.08%	25,253	31.84%	54,071	68.16%	9560	34.14%	3107	11.09%	15339	54.77%
10	57,786	68.64%	26,401	31.36%	44,130	62.57%	26,402	37.43%	7821	25.56%	8148	26.63%	14626	47.81%
11	57,703	57.35%	42,917	42.65%	33,132	45.75%	39,282	54.25%	7212	25.62%	5246	18.64%	15687	55.74%
12	62,914	52.63%	56,629	47.37%	33,652	38.65%	53,410	61.35%	9769	29.53%	4948	14.96%	18363	55.51%
13	75,512	58.23%	54,173	41.77%	35,805	37.47%	59,755	62.53%	12229	30.02%	4461	10.95%	24041	59.02%
14	66,895	57.76%	48,911	42.24%	38,339	45.29%	46,307	54.71%	14540	36.51%	5139	12.90%	20145	50.59%
15	85,649	73.99%	30,112	26.01%	44,917	57.82%	32,772	42.18%	21840	46.20%	4470	9.46%	20959	44.34%
16	43,046	42.77%	57,594	57.23%	28,824	39.43%	44,270	60.57%	4697	24.56%	3001	15.69%	11429	59.75%
17	36,147	39.01%	56,513	60.99%	22,395	34.36%	42,786	65.64%	3932	25.89%	2876	18.94%	8379	55.17%
18	43,916	42.31%	59,880	57.69%	25,593	34.17%	49,296	65.83%	5339	27.21%	3732	19.02%	10548	53.76%
19	68,301	60.30%	44,967	39.70%	34,942	44.88%	42,918	55.12%	12133	36.73%	5023	15.21%	15879	48.07%
20	43,427	42.24%	59,371	57.76%	24,217	33.31%	48,494	66.69%	5901	30.24%	3329	17.06%	10286	52.71%
21	65,934	60.13%	43,711	39.87%	41,046	49.04%	42,647	50.96%	6271	18.45%	6547	19.26%	21174	62.29%
22	50,709	41.75%	70,752	58.25%	25,627	29.61%	60,921	70.39%	6964	28.60%	2702	11.10%	14680	60.30%
23	55,245	45.96%	64,947	54.04%	23,554	27.91%	60,848	72.09%	7804	29.19%	2875	10.76%	16052	60.05%
24	47,394	39.91%	71,368	60.09%	22,335	26.44%	62,129	73.56%	6094	26.88%	2507	11.06%	14068	62.06%
25	41,419	40.28%	61,401	59.72%	27,612	35.04%	51,193	64.96%	4770	24.69%	3282	16.99%	11266	58.32%
26	49,792	45.70%	59,170	54.30%	37,743	44.57%	46,938	55.43%	5074	19.80%	4986	19.46%	15564	60.74%
27	66,086	67.13%	32,353	32.87%	50,383	64.55%	27,666	35.45%	7938	23.40%	8931	26.33%	17052	50.27%
28	63,233	57.91%	45,959	42.09%	37,155	45.47%	44,556	54.53%	7628	22.29%	3994	11.67%	22601	66.04%
29	58,390	61.72%	36,211	38.28%	26,854	43.65%	34,661	56.35%	11993	44.22%	4260	15.71%	10867	40.07%
30	58,377	50.26%	57,767	49.74%	25,273	33.06%	51,173	66.94%	11697	41.85%	3497	12.51%	12757	45.64%
31	42,828	37.37%	71,776	62.63%	18,800	23.26%	62,029	76.74%	6976	38.87%	2389	13.31%	8583	47.82%
32	53,565	51.82%	49,795	48.18%	33,615	45.30%	40,589	54.70%	6332	24.10%	5772	21.97%	14173	53.94%
33	37,550	38.06%	61,108	61.94%	22,292	31.78%	47,849	68.22%	4162	24.70%	3216	19.08%	9474	56.22%
34	40,766	41.97%	56,375	58.03%	29,074	39.85%	43,885	60.15%	4555	23.37%	3347	17.17%	11591	59.46%
35	60,288	54.74%	49,843	45.26%	42,624	48.64%	45,009	51.36%	7580	24.78%	7089	23.18%	15919	52.04%
36	43,123	36.85%	73,907	63.15%	32,836	37.50%	54,734	62.50%	3689	16.44%	4399	19.61%	14347	63.95%
37	56,537	44.17%	71,464	55.83%	33,798	36.57%	58,615	63.43%	9030	33.01%	2956	10.81%	15369	56.18%
38	50,780	46.53%	58,365	53.47%	36,281	44.02%	46,133	55.98%	5881	22.54%	6332	24.26%	13883	53.20%

RECEIVED by MSC 1/18/2022 10:30:24 PM

	Total Population				Racial Demographics as Percent of Total Population					Voting Age Population		Racial Demographics as Percent of Voting Population				
DISTRICT	All Persons	Target	Dev.	Difference	NH White	NH Black	NH Asian	Hispanic	Minority	VAP	% of Total	NH White	NH Black	NH Asian	Hispanic	Minority
1	91,856	91,612	0.27%√	244	16.79%	35.26%	0.33%	43.92%	83.21%	65,520	71.3%	18.67%	38.03%	0.38%	39.49%	81.33%
2	89,622	91,612	-2.17%√	-1,990	63.27%	11.54%	1.13%	18.58%	36.73%	69,719	77.8%	67.61%	11.04%	1.21%	15.61%	
3	93,531	91,612	2.09%√	1,919	51.18%	33.31%	2.34%	8.21%	48.82%	66,030	70.6%	52.34%	32.82%	2.77%	7.64%	
4	90,903	91,612	-0.77%√	-709	41.08%	52.65%	0.47%	1.72%	58.92%	64,833	71.3%	38.61%	55.60%	0.50%	1.61%	
5	92,744	91,612	1.24%√	1,132	36.68%	55.87%	1.53%	1.96%	63.32%	71,629	77.2%	38.11%	55.31%	1.55%	1.70%	
6	93,629	91,612	2.20%√	2,017	36.10%	56.66%	1.15%	2.03%	63.90%	73,324	78.3%	38.54%	54.93%	1.31%	1.79%	
7	92,948	91,612	1.46%√	1,336	44.28%	46.93%	1.51%	2.80%	55.72%	75,856	81.6%	47.68%	44.29%	1.71%	2.52%	
8	92,670	91,612	1.15%√	1,058	41.68%	45.73%	4.16%	2.96%	58.32%	76,299	82.3%	44.50%	43.70%	4.57%	2.61%	
9	90,818	91,612	-0.87%√	-794	28.46%	50.05%	15.19%	1.57%	71.54%	66,200	72.9%	28.03%	51.65%	14.68%	1.48%	
10	90,534	91,612	-1.18%√	-1,078	53.11%	38.14%	2.08%	2.77%	46.89%	74,475	82.3%	53.31%	38.79%	2.32%	2.35%	
11	91,145	91,612	-0.51%√	-467	46.16%	46.82%	0.80%	2.19%	53.84%	70,700	77.6%	51.18%	42.82%	0.93%	1.82%	
12	90,630	91,612	-1.07%√	-982	45.97%	44.46%	1.33%	2.45%	54.03%	68,955	76.1%	51.03%	40.99%	1.28%	2.08%	
13	90,393	91,612	-1.33%√	-1,219	47.56%	41.39%	4.11%	2.17%	52.44%	69,812	77.2%	52.03%	38.36%	3.91%	1.89%	
14	90,555	91,612	-1.15%√	-1,057	38.99%	43.39%	10.11%	2.45%	61.01%	69,140	76.4%	43.17%	41.11%	9.31%	2.14%	
15	92,301	91,612	0.75%√	689	80.88%	7.49%	1.72%	5.23%	19.12%	69,652	75.5%	82.15%	7.18%	1.87%	4.70%	
16	93,035	91,612	1.55%√	1,423	34.88%	56.88%	0.94%	2.87%	65.12%	72,066	77.5%	38.03%	54.92%	1.02%	2.44%	
17	90,737	91,612	-0.96%√	-875	45.56%	44.57%	1.80%	3.10%	54.44%	71,354	78.6%	48.90%	42.43%	1.94%	2.64%	
18	92,169	91,612	0.61%√	557	36.50%	52.03%	4.21%	2.71%	63.50%	75,714	82.1%	37.44%	52.16%	4.12%	2.40%	
19	90,931	91,612	-0.74%√	-681	60.63%	24.62%	7.86%	2.80%	39.37%	72,930	80.2%	61.39%	25.11%	8.00%	2.34%	
20	93,017	91,612	1.53%√	1,405	75.60%	10.28%	7.26%	2.68%	24.40%	74,684	80.3%	76.81%	10.20%	7.42%	2.25%	
21	93,876	91,612	2.47%√	2,264	57.07%	7.60%	27.76%	3.48%	42.93%	71,599	76.3%	59.96%	7.89%	26.00%	3.07%	
22	91,654	91,612	0.05%√	42	85.05%	2.23%	5.67%	3.19%	14.95%	75,487	82.4%	86.64%	2.24%	5.33%	2.74%	
23	90,719	91,612	-0.97%√	-893	70.61%	4.68%	14.87%	4.41%	29.39%	76,266	84.1%	71.65%	4.78%	14.75%	4.14%	
24	91,480	91,612	-0.14%√	-132	61.18%	10.03%	20.19%	3.69%	38.82%	69,996	76.5%	63.53%	9.84%	19.60%	3.29%	
25	90,562	91,612	-1.15%√	-1,050	64.13%	20.53%	4.87%	4.47%	35.87%	73,216	80.8%	66.72%	19.62%	4.96%	3.82%	
26	91,723	91,612	0.12%√	111	50.52%	37.86%	1.05%	4.20%	49.48%	70,678	77.1%	54.11%	35.82%	1.14%	3.61%	
27	90,457	91,612	-1.26%√	-1,155	84.33%	3.05%	1.18%	6.36%	15.67%	73,737	81.5%	86.29%	2.93%	1.21%	5.34%	
28	91,598	91,612	-0.02%√	-14	74.98%	9.75%	3.36%	6.24%	25.02%	71,385	77.9%	77.44%	9.14%	3.23%	5.36%	
29	92,583	91,612	1.06%√	971	72.48%	13.37%	1.38%	6.68%	27.52%	72,381	78.2%	76.05%	11.83%	1.40%	5.62%	
30	93,460	91,612	2.02%√	1,848	87.42%	2.57%	0.64%	4.06%	12.58%	73,606	78.8%	89.60%	2.30%	0.67%	3.21%	
31	92,978	91,612	1.49%√	1,366	72.74%	16.00%	1.27%	4.03%	27.26%	73,558	79.1%	74.55%	15.72%	1.28%	3.54%	
32	92,092	91,612	0.52%√	480	53.20%	28.29%	3.69%	7.17%	46.80%	73,449	79.8%	57.13%	26.46%	3.89%	6.21%	
33	92,730	91,612	1.22%√	1,118	68.50%	7.94%	11.52%	5.90%	31.50%	74,822	80.7%	70.65%	7.76%	11.65%	5.23%	
34	92,371	91,612	0.83%√	759	83.11%	2.61%	0.48%	8.88%	16.89%	73,142	79.2%	85.26%	2.88%	0.49%	7.27%	
35	93,023	91,612	1.54%√	1,411	89.55%	1.44%	0.48%	4.20%	10.45%	71,335	76.7%	90.73%	1.66%	0.49%	3.29%	
36	89,634	91,612	-2.16%√	-1,978	84.12%	2.73%	0.69%	7.00%	15.88%	68,621	76.6%	86.65%	2.74%	0.72%	5.44%	
37	91,456	91,612	-0.17%√	-156	78.38%	6.26%	1.89%	6.54%	21.62%	71,787	78.5%	81.10%	6.19%	2.00%	5.18%	
38	93,422	91,612	1.98%√	1,810	67.57%	19.03%	1.75%	6.63%	32.43%	73,770	79.0%	72.12%	16.97%	1.68%	5.18%	
39	90,270	91,612	-1.46%√	-1,342	81.17%	1.69%	0.44%	10.74%	18.83%	69,482	77.0%	84.59%	1.69%	0.45%	8.20%	
40	90,211	91,612	-1.53%√	-1,401	77.97%	7.16%	4.56%	4.57%	22.03%	69,763	77.3%	80.75%	6.74%	4.45%	3.86%	
41	91,872	91,612	0.28%√	260	59.50%	21.99%	2.17%	8.66%	40.50%	72,876	79.3%	64.54%	19.61%	2.54%	7.40%	
42	91,192	91,612	-0.46%√	-420	86.29%	3.44%	1.09%	3.41%	13.71%	70,454	77.3%	88.31%	3.13%	1.11%	2.69%	
43	92,518	91,612	0.99%√	906	88.43%	0.80%	0.52%	5.52%	11.57%	70,016	75.7%	90.34%	0.65%	0.51%	4.58%	
44	89,974	91,612	-1.79%√	-1,638	67.40%	15.11%	3.76%	6.67%	32.60%	68,782	76.4%	71.48%	14.34%	3.39%	5.53%	
45	90,612	91,612	-1.09%√	-1,000	90.40%	1.29%	0.55%	3.08%	9.60%	71,054	78.4%	92.00%	1.14%	0.54%	2.48%	
46	91,041	91,612	-0.62%√	-571	75.41%	12.23%	1.26%	4.62%	24.59%	71,551	78.6%	78.41%	12.17%	1.26%	3.54%	
47	91,302	91,612	-0.34%√	-310	82.97%	3.10%	3.93%	4.17%	17.03%	73,378	80.4%	84.80%	3.07%	4.17%	3.43%	
48	92,373	91,612	0.83%√	761	83.36%	1.79%	6.90%	3.00%	16.64%	74,656	80.8%	84.30%	1.79%	7.25%	2.56%	
49	93,247	91,612	1.78%√	1,635	81.32%	5.78%	4.20%	4.03%	18.68%	74,267	79.6%	82.78%	5.82%	4.14%	3.38%	
50	93,139	91,612	1.67%√	1,527	91.14%	0.44%	0.72%	3.01%	8.86%	72,160	77.5%	92.28%	0.44%	0.77%	2.54%	
51	91,507	91,612	-0.11%√	-105	89.00%	1.30%	1.29%	3.41%	11.00%	72,488	79.2%	90.44%	1.25%	1.35%	2.70%	
52	91,098	91,612	-0.56%√	-514	84.95%	2.75%	1.63%	5.77%	15.05%	72,818	79.9%	86.85%	2.66%	1.63%	4.81%	
53	93,056	91,612	1.58%√	1,444	40.81%	33.94%	2.28%	17.60%	59.19%	71,476	76.8%	46.05%	32.59%	2.35%	14.72%	
54	92,949	91,612	1.46%√	1,337	73.66%	6.77%	9.52%	5.16%	26.34%	73,853	79.5%	75.32%	6.95%	9.54%	4.33%	
55	91,805	91,612	0.21%√	193	73.68%	3.41%	13.74%	4.69%	26.32%	71,848	78.3%	75.98%	3.51%	13.12%	3.98%	
56	90,410	91,612	-1.31%√	-1,202	67.73%	3.39%	21.41%	3.38%	32.27%	71,737	79.3%	70.93%	3.44%	19.61%	2.94%	
57	89,693	91,612	-2.09%√	-1,919	74.61%	5.19%	13.76%	2.60%	25.39%	71,864	80.1%	76.21%	4.89%	13.48%	2.27%	
58	90,454	91,612	-1.26%√	-1,158	78.17%	8.23%	6.25%	2.72%	21.83%	73,423	81.2%	79.90%	7.86%	6.07%	2.41%	
59	89,336	91,612	-2.48%√	-2,276	86.97%	2.68%	3.69%	2.91%	13.03%	70,271	78.7%	88.36%	2.58%	3.58%	2.50%	
60	92,742	91,612	1.23%√	1,130	81.65%	7.23%	3.47%	3.23%	18.35%	72,453	78.1%	83.34%	7.08%	3.47%	2.69%	
61	93,156	91,612	1.69%√	1,544	73.83%	15.25%	2.72%	3.08%	26.17%	75,006	80.5%	77.01%	13.83%	2.69%	2.52%	
62	90,539	91,612	-1.17%√	-1,073	77.07%	13.35%	1.44%	2.83%	22.93%	74,114	81.9%	79.79%	12.07%	1.47%	2.35%	
63	90,638	91,612	-1.06%√	-974	88.69%	3.12%	0.74%	2.65%	11.31%	72,589	80.1%	90.27%	2.86%	0.79%	2.13%	
64	91,060	91,612	-0.60%√	-552	85.90%	3.78%	0.61%	4.08%	14.10%	71,638	78.7%	88.31%	3.56%	0.65%	3.30%	
65	92,892	91,612	1.40%√	1,280	87.96%	2.29%	0.36%	5.03%	12.04%	73,184	78.8%	89.40%	2.39%	0.36%	4.12%	
66	93,014	91,612	1.53%√	1,402	88.17%	1.18%	1.61%	4.41%	11.83%	71,767	77.2%	89.95%	1.10%	1.61%	3.59%	
67	92,816	91,612	1.31%√	1,204	87.35%	3.28%	0.42%	3.56%	12.65%	73,721	79.4%	88.89%	3.28%	0.41%	2.70%	
68	93,065	91,612	1.59%√	1,453	82.34%	6.24%	1.74%	4.12%	17.66%	73,273	78.7%	84.24%	6.00%	1.78%	3.37%	
69	91,698	91,612	0.09%√	86	68.76%	21.07%	0.85%	3.62%	31.24%	71,476	77.9%	71.44%	19.84%	0.88%	3.15%	
70	90,738	91,612	-0.95%√	-874	36.26%	51.87%	0.51%	4.87%	63.74%	68,117	75.1%	39.89%	50.13%	0.59%	4.37%	
71	91,966	91,612	0.39%√	354	91.17%	0.69%	0.43%	3.06%	8.83%	72,963	79.3%	92.41%	0.64%	0.42%	2.51%	
72	92,844	91,612	1.34%√	1,232	85.21%	4.89%	1.27%	3.55%	14.79%	72,890	78.5%	86.72%	4.79%	1.31%	2.88%	
73	91,543	91,612	-0.08%√	-69	77.71%	5.83%	7.53%	4.34%	22.29%	75,397	82.4%	78.57%	6.50%	7.50%	3.80%	
74	90,782	91,612	-0.91%√	-830	58.79%	18.25%	4.34%	11.02%	41.21%	70,233	77.4%	63.43%	17.05%	4.27%	9.39%	
75	93,554	91,612	2.12%√	1,942	79.32%	4.35%	5.90%	5.12%	20.68%	75,207	80.4%	81.08%	4.26%	6.12%	4.27%	
76	92,354	91,612	0.81%√	742	78.11%	7.92%	2.58%	6.26%	21.89%	73,043	79.1%	80.63%	7.67%	2.44%	5.18%	
77	92,594	91,612	1.07%√	982	69.49%	11.08%	2.11%	10.61%	30.51%	72,106	77.9%	73.16%	10.25%	2.18%	9.15%	
78	92,264	91,612	0.71%√	652	87.59%	3.62%	0.42%	4.31%	12.41%	71,687	77.7%	88.34%	4.48%	0.43%	3.47%	
79	90,952	91,612	-0.72%√	-660	82.38%	4.41%	3.55%	5.05%	17.62%	67,213	73.9%	84.66%	4.13%	3.49%	4.15%	
80	92,350	91,612	0.81%√	738	67.22%	12.08%	8.14%	7.64%	32.78%	69,344	75.1%	70.96%	11.28%	7.94%	6.32%	
81	91,516	91,612	-0.10%√	-96	78.37%	7.75%	3.19%	5.49%	21.63%	71,975	78.6%	81.42%	7.03%	3.06%	4.63%	
82	91,219	91,612	-0.43%√	-393	49.92%	26.76%	3.33%	14.62%	50.08%	70,814	77.6%	55.75%	24.58%	3.37%	12.03%	
83	91,341	91,612	-0.30%√	-271	51.58%	9.19%	2.73%	31.56%	48.42%	67,461	73.9%	57.46%	8.69%	2.98%	26.96%	
84	91,890	91,612	0.30%√	278	75.14%	6.21%	1.83%	11.25%	24.86%	73,379	79.9%	79.03%	5.36%	1.91%	9.31%	
85	90,127	91,612	-1.62%√	-1,485	87.14%	1.21%	2.12%	5.70%	12.86%	66,158	73.4%	89.34%	1.11%	2.16%	4.64%	
86	90,575	91,612	-1.13%√	-1,037	66.02%	2.62%	5.08%	22.19%	33.98%	70,221	77.5%	70.69%	2.33%	5.13%	18.69%	
87	91,376	91,612	-0.26%√	-236	61.91%	24.21%	0.50%	6.83%	38.09%	70,829	77.5%	65.83%	22.94%	0.53%	5.55%	
88	90,900	91,612	-0.78%√	-712	87.81%	1.47%	1.42%	4.62%	12.19%	71,051	78.2%	89.90%	1.37%	1.37%	3.68%	
89	93,134	91,612	1.66%√	1,522	86.99%	1.96%	0.82%	5.55%	13.01%	71,969	77.3%	88.55%	2.04%	0.89%	4.58%	
90	91,549	91,612	-0.07%√	-63	87.20%	1.60%	0.91%	5.69%	12.80%	68,467	74.8%	89.55%	1.47%	0.89%	4.50%	
91	91,350	91,612	-0.29%√	-262	90.75%	0.53%	0.38%	3.79%	9.25%	70,036	76.7%	92.31%	0.44%	0.38%	3.02%	
92	92,520	91,612	0.99%√	908	81.45%	4.58%	1.37%	5.84%	18.55%	73,959	79.9%	82.92%	5.11%	1.41%	4.77%	
93	89,410	91,612	-2.40%√	-2,202	86.47%	3.80%	1.18%	5.25%	13.53%	72,182	80.7%	87.40%	4.20%	1.17%	4.50%	
94	90,438	91,612	-1.28%√	-1,174	46.40%	33.75%	1.24%	13.25%	53.60%	69,020	76.3%	51.34%	31.92%	1.29%	11.32%	
95	91,439	91,612	-0.19%√	-173	88.86%	1.05%	1.89%	3.11%	11.14%	71,873	78.6%	90.46%	1.01%	1.85%	2.48%	
96	90,544	91,612	-1.17%√	-1,068	86.81%	1.69%	0.55%	6.14%	13.19%	72,724	80.3%	89.24%	1.54%	0.58%	4.84%	
97	93,159	91,612	1.69%√	1,547	88.85%	2.28%	0.49%	4.03%	11.15%	73,355	78.7%	90.17%	2.33%	0.49%	3.30%	
98	92,049	91,612	0.48%√	437	92.62%	0.32%	0.29%	3.35%	7.38%	72,801	79.1%	93.77%	0.31%	0.29%	2.76%	
99	89,375	91,612	-2.44%√	-2,237	92.86%	0.38%	0.35%	2.09%	7.14%	72,792	81.4%	93.81%	0.34%	0.36%	1.64%	
100	91,751	91,612	0.15%√	139	91.21%	1.17%	0.45%	2.19%	8.79%	72,641	79.2%	92.09%	1.15%	0.50%	1.89%	
101	92,604	91,612	1.08%√	992	87.51%	1.49%	0.45%	5.48%	12.49%	72,534	78.3%	88.89%	1.50%	0.45%	4.81%	
102	91,886	91,612	0.30%√	274	85.43%	1.22%	0.40%	7.30%	14.57%	72,924	79.4%	87.83%	1.25%	0.40%	5.68%	
103	93,426	91,612	1.98%√	1,814	89.71%	0.53%	0.79%	3.36%	10.29%	76,458	81.8%	91.48%	0.46%	0.73%	2.69%	
104	89,466	91,612	-2.34%√	-2,146	91.28%	0.35%	0.44%	2.58%	8.72%	71,871	80.3%	92.68%	0.30%	0.46%	1.96%	
105	89,541	91,612	-2.26%√	-2,071	92.67%	0.32%	0.32%	2.12%	7.33%	72,736	81.2%	93.86%	0.28%	0.33%	1.56%	
106	90,875	91,612	-0.80%√	-737	92.66%	0.27%	0.31%	1.34%	7.34%	75,466	83.0%	93.74%	0.22%	0.32%	1.05%	
107	92,701	91,612	1.19%√	1,089	83.30%	1.24%	0.52%	1.77%	16.70%	75,875	81.8%	85.31%	1.39%	0.48%	1.42%	
108	89,366	91,612	-2.45%√	-2,246	85.05%	2.21%	0.34%	1.69%	14.95%	72,443	81.1%	87.00%	2.62%	0.36%	1.25%	
109	89,410	91,612	-2.40%√	-2,202	87.41%	2.21%	0.51%	1.84%	12.59%	73,187	81.9%	88.58%	2.58%	0.53%	1.63%	
110	90,788	91,612	-0.90%√	-824	91.64%	0.48%	1.19%	1.70%	8.36%	74,036	81.5%	92.71%	0.46%	1.25%	1.41%	
Assigned	10077331															
Total Pop	10077331															
Unassigned	0															

RECEIVED by MSC 1/18/2022 10:30:24 PM

DISTRICT	POPTOT	PercentTot	POPWH_A	PPopWh_A	POPBL_A	PPopBL_A	POPNA_A	PPopNA_A	POPAS_A	PPopAS_A	POPPI_A	PPopPI_A	POPOT_A	PPopOT_A	POPXX	P2plusRace	PopNonW	PPopNonW
1	91,856	100.00%	21,598	23.51%	33,083	36.02%	1,509	1.64%	326	0.35%	30	0.03%	23,847	25.96%	11,463	12.48%	70,258	76.49%
2	89,622	100.00%	60,517	67.52%	10,620	11.85%	664	0.74%	1,051	1.17%	43	0.05%	7,167	8.00%	9,560	10.67%	29,105	32.48%
3	93,531	100.00%	49,222	52.63%	31,495	33.67%	423	0.45%	2,200	2.35%	20	0.02%	3,961	4.23%	6,210	6.64%	44,309	47.37%
4	90,903	100.00%	37,645	41.41%	48,141	52.96%	146	0.16%	437	0.48%	15	0.02%	979	1.08%	3,540	3.89%	53,258	58.59%
5	92,744	100.00%	34,411	37.10%	52,066	56.14%	200	0.22%	1,430	1.54%	24	0.03%	739	0.80%	3,874	4.18%	58,333	62.90%
6	93,629	100.00%	34,222	36.55%	53,368	57.00%	168	0.18%	1,088	1.16%	16	0.02%	734	0.78%	4,033	4.31%	59,407	63.45%
7	92,948	100.00%	41,874	45.05%	43,883	47.21%	217	0.23%	1,427	1.54%	29	0.03%	841	0.90%	4,677	5.03%	51,074	54.95%
8	92,670	100.00%	39,378	42.49%	42,671	46.05%	317	0.34%	3,875	4.18%	21	0.02%	1,042	1.12%	5,366	5.79%	53,292	57.51%
9	90,818	100.00%	26,201	28.85%	45,733	50.36%	216	0.24%	13,836	15.23%	21	0.02%	720	0.79%	4,091	4.50%	64,617	71.15%
10	90,534	100.00%	48,702	53.79%	34,747	38.38%	191	0.21%	1,892	2.09%	27	0.03%	741	0.82%	4,234	4.68%	41,832	46.21%
11	91,145	100.00%	42,553	46.69%	42,947	47.12%	196	0.22%	752	0.83%	17	0.02%	621	0.68%	4,059	4.45%	48,592	53.31%
12	90,630	100.00%	42,255	46.62%	40,580	44.78%	273	0.30%	1,228	1.35%	25	0.03%	854	0.94%	5,415	5.97%	48,375	53.38%
13	90,393	100.00%	43,517	48.14%	37,663	41.67%	245	0.27%	3,732	4.13%	21	0.02%	732	0.81%	4,483	4.96%	46,876	51.86%
14	90,555	100.00%	35,885	39.63%	39,554	43.68%	297	0.33%	9,182	10.14%	24	0.03%	1,005	1.11%	4,608	5.09%	54,670	60.37%
15	92,301	100.00%	76,059	82.40%	7,048	7.64%	282	0.31%	1,599	1.73%	23	0.02%	1,531	1.66%	5,759	6.24%	16,242	17.60%
16	93,035	100.00%	33,035	35.51%	53,253	57.24%	271	0.29%	885	0.95%	14	0.02%	1,014	1.09%	4,563	4.90%	60,000	64.49%
17	90,737	100.00%	42,052	46.34%	40,724	44.88%	266	0.29%	1,642	1.81%	13	0.01%	1,093	1.20%	4,947	5.45%	48,685	53.66%
18	92,169	100.00%	34,102	37.00%	48,221	52.32%	187	0.20%	3,908	4.24%	35	0.04%	1,172	1.27%	4,544	4.93%	58,067	63.00%
19	90,931	100.00%	55,646	61.20%	22,506	24.75%	148	0.16%	7,154	7.87%	20	0.02%	865	0.95%	4,592	5.05%	35,285	38.80%
20	93,017	100.00%	70,881	76.20%	9,616	10.34%	129	0.14%	6,764	7.27%	25	0.03%	873	0.94%	4,729	5.08%	22,136	23.80%
21	93,876	100.00%	54,234	57.77%	7,196	7.67%	178	0.19%	26,096	27.80%	22	0.02%	1,087	1.16%	5,063	5.39%	39,642	42.23%
22	91,654	100.00%	78,693	85.86%	2,104	2.30%	189	0.21%	5,206	5.68%	12	0.01%	732	0.80%	4,718	5.15%	12,961	14.14%
23	90,719	100.00%	65,568	72.28%	4,325	4.77%	189	0.21%	13,528	14.91%	58	0.06%	1,152	1.27%	5,899	6.50%	25,151	27.72%
24	91,480	100.00%	56,810	62.10%	9,289	10.15%	224	0.24%	18,498	20.22%	13	0.01%	918	1.00%	5,728	6.26%	34,670	37.90%
25	90,562	100.00%	59,176	65.34%	18,776	20.73%	402	0.44%	4,436	4.90%	19	0.02%	1,382	1.53%	6,371	7.03%	31,386	34.66%
26	91,723	100.00%	47,393	51.67%	35,010	38.17%	413	0.45%	969	1.06%	24	0.03%	1,462	1.59%	6,452	7.03%	44,330	48.33%
27	90,457	100.00%	78,248	86.50%	2,850	3.15%	463	0.51%	1,081	1.20%	20	0.02%	1,398	1.55%	6,397	7.07%	12,209	13.50%
28	91,598	100.00%	70,492	76.96%	9,065	9.90%	354	0.39%	3,092	3.38%	14	0.02%	1,491	1.63%	7,090	7.74%	21,106	23.04%
29	92,583	100.00%	68,970	74.50%	12,560	13.57%	429	0.46%	1,293	1.40%	32	0.03%	2,138	2.31%	7,161	7.73%	23,613	25.50%
30	93,460	100.00%	83,089	88.90%	2,471	2.64%	334	0.36%	603	0.65%	19	0.02%	1,076	1.15%	5,868	6.28%	10,371	11.10%
31	92,978	100.00%	68,856	74.06%	15,158	16.30%	345	0.37%	1,195	1.29%	16	0.02%	1,064	1.14%	6,344	6.82%	24,122	25.94%
32	92,092	100.00%	50,395	54.72%	26,334	28.60%	430	0.47%	3,423	3.72%	69	0.07%	3,060	3.32%	8,381	9.10%	41,697	45.28%
33	92,730	100.00%	64,685	69.76%	7,468	8.05%	295	0.32%	10,706	11.55%	48	0.05%	1,978	2.13%	7,550	8.14%	28,045	30.24%
34	92,371	100.00%	80,070	86.68%	2,581	2.79%	477	0.52%	468	0.51%	17	0.02%	2,171	2.35%	6,587	7.13%	12,301	13.32%
35	93,023	100.00%	84,457	90.79%	1,384	1.49%	366	0.39%	456	0.49%	16	0.02%	1,515	1.63%	4,829	5.19%	8,566	9.21%
36	89,634	100.00%	76,569	85.42%	2,492	2.78%	545	0.61%	623	0.70%	12	0.01%	3,555	3.97%	5,838	6.51%	13,065	14.58%
37	91,456	100.00%	73,143	79.98%	5,847	6.39%	824	0.90%	1,755	1.92%	94	0.10%	2,695	2.95%	7,098	7.76%	18,313	20.02%
38	93,422	100.00%	64,414	68.95%	17,939	19.20%	446	0.48%	1,646	1.76%	37	0.04%	3,017	3.23%	5,923	6.34%	29,008	31.05%
39	90,270	100.00%	75,397	83.52%	1,606	1.78%	981	1.09%	401	0.44%	41	0.05%	4,701	5.21%	7,143	7.91%	14,873	16.48%
40	90,211	100.00%	71,388	79.13%	6,655	7.38%	336	0.37%	4,128	4.58%	14	0.02%	1,456	1.61%	6,234	6.91%	18,823	20.87%
41	91,872	100.00%	56,379	61.37%	20,593	22.41%	631	0.69%	2,035	2.22%	40	0.04%	3,972	4.32%	8,222	8.95%	35,493	38.63%
42	91,192	100.00%	79,672	87.37%	3,219	3.53%	388	0.43%	1,001	1.10%	23	0.03%	1,107	1.21%	5,782	6.34%	11,520	12.63%
43	92,518	100.00%	83,262	90.00%	804	0.87%	560	0.61%	495	0.54%	18	0.02%	2,091	2.26%	5,288	5.72%	9,256	10.00%
44	89,974	100.00%	62,409	69.36%	13,806	15.34%	600	0.67%	3,405	3.78%	26	0.03%	2,446	2.72%	7,282	8.09%	27,565	30.64%
45	90,612	100.00%	83,020	91.62%	1,217	1.34%	452	0.50%	509	0.56%	15	0.02%	799	0.88%	4,600	5.08%	7,592	8.38%
46	91,041	100.00%	70,025	76.92%	11,359	12.48%	419	0.46%	1,165	1.28%	11	0.01%	1,354	1.49%	6,708	7.37%	21,016	23.08%
47	91,302	100.00%	76,784	84.10%	2,909	3.19%	238	0.26%	3,615	3.96%	38	0.04%	1,051	1.15%	6,667	7.30%	14,518	15.90%
48	92,373	100.00%	77,787	84.21%	1,691	1.83%	247	0.27%	6,398	6.93%	19	0.02%	758	0.82%	5,473	5.92%	14,586	15.79%
49	93,247	100.00%	76,725	82.28%	5,461	5.86%	273	0.29%	3,943	4.23%	46	0.05%	1,295	1.39%	5,504	5.90%	16,522	17.72%
50	93,139	100.00%	85,800	92.12%	424	0.46%	313	0.34%	682	0.73%	80	0.09%	732	0.79%	5,108	5.48%	7,339	7.88%
51	91,507	100.00%	82,396	90.04%	1,214	1.33%	281	0.31%	1,187	1.30%	18	0.02%	809	0.88%	5,602	6.12%	9,111	9.96%
52	91,098	100.00%	78,955	86.67%	2,604	2.86%	292	0.32%	1,509	1.66%	26	0.03%	1,605	1.76%	6,107	6.70%	12,143	13.33%
53	93,056	100.00%	41,233	44.31%	32,313	34.72%	604	0.65%	2,146	2.31%	23	0.02%	7,911	8.50%	8,826	9.48%	51,823	55.69%
54	92,949	100.00%	69,591	74.87%	6,415	6.90%	227	0.24%	8,885	9.56%	30	0.03%	1,683	1.81%	6,118	6.58%	23,358	25.13%
55	91,805	100.00%	68,408	74.51%	3,180	3.46%	249	0.27%	12,647	13.78%	21	0.02%	1,418	1.54%	5,882	6.41%	23,397	25.49%
56	90,410	100.00%	61,821	68.38%	3,118	3.45%	145	0.16%	19,370	21.42%	25	0.03%	1,048	1.16%	4,883	5.40%	28,589	31.62%
57	89,693	100.00%	67,466	75.22%	4,709	5.25%	184	0.21%	12,356	13.78%	8	0.01%	839	0.94%	4,131	4.61%	22,227	24.78%
58	90,454	100.00%	71,374	78.91%	7,504	8.30%	182	0.20%	5,672	6.27%	15	0.02%	924	1.02%	4,783	5.29%	19,080	21.09%
59	89,336	100.00%	78,301	87.65%	2,424	2.71%	168	0.19%	3,307	3.70%	15	0.02%	758	0.85%	4,363	4.88%	11,035	12.35%
60	92,742	100.00%	76,496	82.48%	6,765	7.29%	153	0.16%	3,243	3.50%	22	0.02%	879	0.95%	5,184	5.59%	16,246	17.52%
61	93,156	100.00%	69,550	74.66%	14,329	15.38%	238	0.26%	2,550	2.74%	15	0.02%	973	1.04%	5,501	5.91%	23,606	25.34%
62	90,539	100.00%	70,551	77.92%	12,204	13.48%	293	0.32%	1,320	1.46%	34	0.04%	695	0.77%	5,442	6.01%	19,988	22.08%
63	90,638	100.00%	81,158	89.54%	2,888	3.19%	297	0.33%	683	0.75%	16	0.02%	706	0.78%	4,890	5.40%	9,480	10.46%
64	91,060	100.00%	79,737	87.57%	3,583	3.93%	433	0.48%	566	0.62%	13	0.01%	914	1.00%	5,814	6.38%	11,323	12.43%
65	92,892	100.00%	82,920	89.26%	2,178	2.34%	335	0.36%	347	0.37%	52	0.06%	1,785	1.92%	5,275	5.68%	9,972	10.74%
66	93,014	100.00%	82,974	89.21%	1,141	1.23%	217	0.23%	1,512	1.63%	25	0.03%	1,382	1.49%	5,763	6.20%	10,040	10.79%
67	92,816	100.00%	82,406	88.78%	3,116	3.36%	432	0.47%	398	0.43%	9	0.01%	834	0.90%	5,621	6.06%	10,410	11.22%
68	93,065	100.00%	78,123	83.94%	5,898	6.34%	381	0.41%	1,643	1.77%	24	0.03%	948	1.02%	6,048	6.50%	14,942	16.06%
69	91,698	100.00%	64,293	70.11%	19,505	21.27%	415	0.45%	793	0.86%	33	0.04%	961	1.05%	5,698	6.21%	27,405	29.89%
70	90,738	100.00%	34,241	37.74%	47,494	52.34%	452	0.50%	467	0.51%	30	0.03%	1,749	1.93%	6,305	6.95%	56,497	62.26%
71	91,966	100.00%	85,044	92.47%	652	0.71%	335	0.36%	408	0.44%	33	0.04%	664	0.72%	4,830	5.25%	6,922	7.53%
72	92,844	100.00%	80,267	86.45%	4,617	4.97%	291	0.31%	1,191	1.28%	19	0.02%	775	0.83%	5,684	6.12%	12,577	13.55%
73	91,543	100.00%	72,493	79.19%	5,383	5.88%	303	0.33%	6,910	7.55%	52	0.06%	1,368	1.49%	5,034	5.50%	19,050	20.81%
74	90,782	100.00%	56,205	61.91%	17,128	18.87%	550	0.61%	3,972	4.38%	37	0.04%	3,382	3.73%	9,508	10.47%	34,577	38.09%
75	93,554	100.00%	75,609	80.82%	4,201	4.49%	366	0.39%	5,550	5.93%	23	0.02%	1,555	1.66%	6,250	6.68%	17,945	19.18%
76	92,354	100.00%	73,944	80.07%	7,522	8.14%	385	0.42%	2,408	2.61%	15	0.02%	1,689	1.83%	6,391	6.92%	18,410	19.93%
77	92,594	100.00%	67,188	72.56%	10,724	11.58%	647	0.70%	1,989	2.15%	37	0.04%	3,237	3.50%	8,772	9.47%	25,406	27.44%
78	92,264	100.00%	82,377	89.28%	3,372	3.65%	373	0.40%	394	0.43%	14	0.02%	1,194	1.29%	4,540	4.92%	9,887	10.72%
79	90,952	100.00%	76,188	83.77%	4,108	4.52%	377	0.41%	3,242	3.56%	34	0.04%	1,832	2.01%	5,171	5.69%	14,764	16.23%
80	92,350	100.00%	63,481	68.74%	11,437	12.38%	414	0.45%	7,553	8.18%	22	0.02%	3,111	3.37%	6,332	6.86%	28,869	31.26%
81	91,516	100.00%	73,025	79.79%	7,275	7.95%	335	0.37%	2,949	3.22%	26	0.03%	1,775	1.94%	6,131	6.70%	18,491	20.21%
82	91,219	100.00%	47,816	52.42%	25,043	27.45%	666	0.73%	3,055	3.35%	38	0.04%	6,954	7.62%	7,647	8.38%	43,403	47.58%
83	91,341	100.00%	51,490	56.37%	8,980	9.83%	1,251	1.37%	2,526	2.77%	30	0.03%	16,183	17.72%	10,881	11.91%	39,851	43.63%
84	91,890	100.00%	71,258	77.55%	5,974	6.50%	604	0.66%	1,708	1.86%	44	0.05%	5,082	5.53%	7,220	7.86%	20,632	22.45%
85	90,127	100.00%	80,012	88.78%	1,168	1.30%	232	0.26%	1,947	2.16%	19	0.02%	1,728	1.92%	5,021	5.57%	10,115	11.22%
86	90,575	100.00%	64,083	70.75%	2,697	2.98%	720	0.79%	4,737	5.23%	68	0.08%	8,794	9.71%	9,476	10.46%	26,492	29.25%
87	91,376	100.00%	58,641	64.18%	22,355	24.46%	797	0.87%	477	0.52%	32	0.04%	2,292	2.51%	6,782	7.42%	32,735	35.82%
88	90,900	100.00%	81,190	89.32%	1,379	1.52%	400	0.44%	1,309	1.44%	15	0.02%	1,294	1.42%	5,313	5.84%	9,710	10.68%
89	93,134	100.00%	82,753	88.85%	1,855	1.99%	528	0.57%	778	0.84%	19	0.02%	1,961	2.11%	5,240	5.63%	10,381	11.15%
90	91,549	100.00%	81,282	88.79%	1,542	1.68%	331	0.36%	854	0.93%	16	0.02%	2,014	2.20%	5,510	6.02%	10,267	11.21%
91	91,350	100.00%	84,170	92.14%	525	0.57%	363	0.40%	355	0.39%	37	0.04%	1,134	1.24%	4,766	5.22%	7,180	7.86%
92	92,520	100.00%	77,464	83.73%	4,335	4.69%	2,433	2.63%	1,269	1.37%	45	0.05%	1,639	1.77%	5,335	5.77%	15,056	16.27%
93	89,410	100.00%	79,094	88.46%	3,463	3.87%	275	0.31%	1,061	1.19%	36	0.04%	1,365	1.53%	4,116	4.60%	10,316	11.54%
94	90,438	100.00%	45,474	50.28%	31,497	34.83%	510	0.56%	1,155	1.28%	63	0.07%	4,164	4.60%	7,575	8.38%	44,964	49.72%
95	91,439	100.00%	82,319	90.03%	985	1.08%	383	0.42%	1,750	1.91%	88	0.10%	816	0.89%	5,098	5.58%	9,120	9.97%
96	90,544	100.00%	80,953	89.41%	1,633	1.80%	407	0.45%	499	0.55%	5	0.01%	1,241	1.37%	5,806	6.41%	9,591	10.59%
97	93,159	100.00%	84,215	90.40%	2,169	2.33%	359	0.39%	465	0.50%	9	0.01%	1,019	1.09%	4,923	5.28%	8,944	9.60%
98	92,049	100.00%	86,463	93.93%	323	0.35%	312	0.34%	271	0.29%	19	0.02%	912	0.99%	3,749	4.07%	5,586	6.07%
99	89,375	100.00%	83,745	93.70%	355	0.40%	513	0.57%	336	0.38%	17	0.02%	567	0.63%	3,842	4.30%	5,630	6.30%
100	91,751	100.00%	84,564	92.17%	1,120	1.22%	587	0.64%	423	0.46%	24	0.03%	592	0.65%	4,441	4.84%	7,187	7.83%
101	92,604	100.00%	83,233	89.88%	1,500	1.62%	572	0.62%	425	0.46%	23	0.02%	1,456	1.57%	5,395	5.83%	9,371	10.12%
102	91,886	100.00%	80,628	87.75%	1,157	1.26%	1,128	1.23%	379	0.41%	16	0.02%	2,386	2.60%	6,192	6.74%	11,258	12.25%
103	93,426	100.00%	84,738	90.70%	507	0.54%	1,344	1.44%	750	0.80%	42	0.04%	1,058	1.13%	4,987	5.34%	8,688	9.30%
104	89,466	100.00%	82,512	92.23%	327	0.37%	951	1.06%	402	0.45%	40	0.04%	767	0.86%	4,467	4.99%	6,954	7.77%
105	89,541	100.00%	83,686	93.46%	292	0.33%	508	0.57%	293	0.33%	18	0.02%	575	0.64%	4,169	4.66%	5,855	6.54%
106	90,875	100.00%	84,710	93.22%	261	0.29%	1,032	1.14%	302	0.33%	20	0.02%	359	0.40%	4,191	4.61%	6,165	6.78%
107	92,701	100.00%	77,837	83.97%	1,160	1.25%	6,599	7.12%	487	0.53%	41	0.04%	549	0.59%	6,028	6.50%	14,864	16.03%
108	89,366	100.00%	76,583	85.70%	2,001	2.24%	4,958	5.55%	311	0.35%	20	0.02%	382	0.43%	5,111	5.72%	12,783	14.30%
109	89,410	100.00%	78,763	88.09%	2,003	2.24%	2,530	2.83%	464	0.52%	33	0.04%	465	0.52%	5,152	5.76%	10,647	11.91%
110	90,788	100.00%	83,818	92.32%	460	0.51%	928	1.02%	1,086	1.20%	32	0.04%	516	0.57%	3,948	4.35%	6,970	7.68%

RECEIVED by MSC 1/18/2022 10:30:24 PM

DISTRICT	POPTOT	PercentTot	POPNHWh_A	PPopNHWh_A	POPNHBL_A	PPopNHBl_A	POPNHNA_A	PPopNHNA_A	POPNHAS_A	PPopNHAS_A	POPNHPI_A	PPopNHPI_A	POPNHOT_A	PPopNHOT_A	POPHISP	PPopHisp	POPNHXX	PPopNHXX	PopNonW	PPopNonW
1	91,856	100.00%	15,422	16.79%	32,391	35.26%	259	0.28%	299	0.33%	10	0.01%	388	0.42%	40,347	43.92%	2,740	2.98%	76,434	83.21%
2	89,622	100.00%	56,704	63.27%	10,340	11.54%	275	0.31%	1,013	1.13%	34	0.04%	392	0.44%	16,653	18.58%	4,211	4.70%	32,918	36.73%
3	93,531	100.00%	47,867	51.18%	31,155	33.31%	198	0.21%	2,189	2.34%	11	0.01%	545	0.58%	7,678	8.21%	3,888	4.16%	45,664	48.82%
4	90,903	100.00%	37,347	41.08%	47,860	52.65%	114	0.13%	430	0.47%	10	0.01%	478	0.53%	1,562	1.72%	3,102	3.41%	53,556	58.92%
5	92,744	100.00%	34,016	36.68%	51,820	55.87%	166	0.18%	1,419	1.53%	20	0.02%	454	0.49%	1,815	1.96%	3,034	3.27%	58,728	63.32%
6	93,629	100.00%	33,803	36.10%	53,053	56.66%	130	0.14%	1,074	1.15%	13	0.01%	457	0.49%	1,897	2.03%	3,202	3.42%	59,826	63.90%
7	92,948	100.00%	41,155	44.28%	43,622	46.93%	157	0.17%	1,400	1.51%	28	0.03%	422	0.45%	2,599	2.80%	3,565	3.84%	51,793	55.72%
8	92,670	100.00%	38,628	41.68%	42,376	45.73%	270	0.29%	3,854	4.16%	15	0.02%	457	0.49%	2,743	2.96%	4,327	4.67%	54,042	58.32%
9	90,818	100.00%	25,849	28.46%	45,458	50.05%	184	0.20%	13,799	15.19%	17	0.02%	450	0.50%	1,425	1.57%	3,636	4.00%	64,969	71.54%
10	90,534	100.00%	48,080	53.11%	34,530	38.14%	152	0.17%	1,884	2.08%	23	0.03%	360	0.40%	2,511	2.77%	2,994	3.31%	42,454	46.89%
11	91,145	100.00%	42,071	46.16%	42,676	46.82%	173	0.19%	730	0.80%	12	0.01%	322	0.35%	2,000	2.19%	3,161	3.47%	49,074	53.84%
12	90,630	100.00%	41,664	45.97%	40,295	44.46%	219	0.24%	1,203	1.33%	18	0.02%	433	0.48%	2,219	2.45%	4,579	5.05%	48,966	54.03%
13	90,393	100.00%	42,995	47.56%	37,418	41.39%	213	0.24%	3,717	4.11%	16	0.02%	382	0.42%	1,963	2.17%	3,689	4.08%	47,398	52.44%
14	90,555	100.00%	35,309	38.99%	39,296	43.39%	247	0.27%	9,154	10.11%	23	0.03%	432	0.48%	2,221	2.45%	3,873	4.28%	55,246	61.01%
15	92,301	100.00%	74,654	80.88%	6,917	7.49%	198	0.21%	1,586	1.72%	16	0.02%	367	0.40%	4,831	5.23%	3,732	4.04%	17,647	19.12%
16	93,035	100.00%	32,455	34.88%	52,916	56.88%	210	0.23%	873	0.94%	14	0.02%	467	0.50%	2,668	2.87%	3,432	3.69%	60,580	65.12%
17	90,737	100.00%	41,338	45.56%	40,442	44.57%	225	0.25%	1,629	1.80%	13	0.01%	446	0.49%	2,812	3.10%	3,832	4.22%	49,399	54.44%
18	92,169	100.00%	33,638	36.50%	47,960	52.03%	151	0.16%	3,878	4.21%	31	0.03%	577	0.63%	2,499	2.71%	3,435	3.73%	58,531	63.50%
19	90,931	100.00%	55,129	60.63%	22,386	24.62%	111	0.12%	7,143	7.86%	20	0.02%	431	0.47%	2,544	2.80%	3,167	3.48%	35,802	39.37%
20	93,017	100.00%	70,323	75.60%	9,558	10.28%	95	0.10%	6,752	7.26%	22	0.02%	402	0.43%	2,489	2.68%	3,376	3.63%	22,694	24.40%
21	93,876	100.00%	53,576	57.07%	7,130	7.60%	132	0.14%	26,056	27.76%	22	0.02%	397	0.42%	3,266	3.48%	3,297	3.51%	40,300	42.93%
22	91,654	100.00%	77,948	85.05%	2,044	2.23%	129	0.14%	5,197	5.67%	7	0.01%	297	0.32%	2,920	3.19%	3,112	3.40%	13,706	14.95%
23	90,719	100.00%	64,054	70.61%	4,244	4.68%	126	0.14%	13,492	14.87%	58	0.06%	509	0.56%	4,003	4.41%	4,233	4.67%	26,665	29.39%
24	91,480	100.00%	55,972	61.18%	9,180	10.03%	151	0.17%	18,470	20.19%	9	0.01%	398	0.44%	3,377	3.69%	3,923	4.29%	35,508	38.82%
25	90,562	100.00%	58,079	64.13%	18,588	20.53%	310	0.34%	4,408	4.87%	15	0.02%	436	0.48%	4,044	4.47%	4,682	5.17%	32,483	35.87%
26	91,723	100.00%	46,338	50.52%	34,727	37.86%	322	0.35%	962	1.05%	19	0.02%	410	0.45%	3,853	4.20%	5,092	5.55%	45,385	49.48%
27	90,457	100.00%	76,278	84.33%	2,759	3.05%	313	0.35%	1,067	1.18%	15	0.02%	307	0.34%	5,757	6.36%	3,961	4.38%	14,179	15.67%
28	91,598	100.00%	68,684	74.98%	8,933	9.75%	274	0.30%	3,081	3.36%	11	0.01%	306	0.33%	5,716	6.24%	4,593	5.01%	22,914	25.02%
29	92,583	100.00%	67,100	72.48%	12,382	13.37%	299	0.32%	1,279	1.38%	27	0.03%	393	0.42%	6,184	6.68%	4,919	5.31%	25,483	27.52%
30	93,460	100.00%	81,702	87.42%	2,404	2.57%	246	0.26%	598	0.64%	19	0.02%	268	0.29%	3,799	4.06%	4,424	4.73%	11,758	12.58%
31	92,978	100.00%	67,635	72.74%	14,875	16.00%	281	0.30%	1,183	1.27%	14	0.02%	352	0.38%	3,748	4.03%	4,890	5.26%	25,343	27.26%
32	92,092	100.00%	48,991	53.20%	26,052	28.29%	252	0.27%	3,400	3.69%	64	0.07%	614	0.67%	6,601	7.17%	6,118	6.64%	43,101	46.80%
33	92,730	100.00%	63,524	68.50%	7,364	7.94%	139	0.15%	10,684	11.52%	35	0.04%	421	0.45%	5,469	5.90%	5,094	5.49%	29,206	31.50%
34	92,371	100.00%	76,774	83.11%	2,413	2.61%	317	0.34%	447	0.48%	8	0.01%	294	0.32%	8,205	8.88%	3,913	4.24%	15,597	16.89%
35	93,023	100.00%	83,300	89.55%	1,339	1.44%	279	0.30%	451	0.48%	16	0.02%	273	0.29%	3,903	4.20%	3,462	3.72%	9,723	10.45%
36	89,634	100.00%	75,401	84.12%	2,450	2.73%	387	0.43%	621	0.69%	12	0.01%	311	0.35%	6,274	7.00%	4,178	4.66%	14,233	15.88%
37	91,456	100.00%	71,684	78.38%	5,729	6.26%	674	0.74%	1,733	1.89%	88	0.10%	402	0.44%	5,983	6.54%	5,163	5.65%	19,772	21.62%
38	93,422	100.00%	63,125	67.57%	17,779	19.03%	325	0.35%	1,636	1.75%	30	0.03%	400	0.43%	6,196	6.63%	3,931	4.21%	30,297	32.43%
39	90,270	100.00%	73,271	81.17%	1,528	1.69%	676	0.75%	398	0.44%	28	0.03%	309	0.34%	9,692	10.74%	4,368	4.84%	16,999	18.83%
40	90,211	100.00%	70,342	77.97%	6,456	7.16%	226	0.25%	4,116	4.56%	13	0.01%	431	0.48%	4,124	4.57%	4,503	4.99%	19,869	22.03%
41	91,872	100.00%	54,660	59.50%	20,200	21.99%	328	0.36%	1,995	2.17%	28	0.03%	628	0.68%	7,955	8.66%	6,078	6.62%	37,212	40.50%
42	91,192	100.00%	78,690	86.29%	3,136	3.44%	333	0.37%	992	1.09%	17	0.02%	351	0.38%	3,106	3.41%	4,567	5.01%	12,502	13.71%
43	92,518	100.00%	81,814	88.43%	736	0.80%	437	0.47%	480	0.52%	18	0.02%	272	0.29%	5,105	5.52%	3,656	3.95%	10,704	11.57%
44	89,974	100.00%	60,643	67.40%	13,593	15.11%	438	0.49%	3,384	3.76%	20	0.02%	428	0.48%	5,998	6.67%	5,470	6.08%	29,331	32.60%
45	90,612	100.00%	81,911	90.40%	1,173	1.29%	389	0.43%	502	0.55%	15	0.02%	247	0.27%	2,795	3.08%	3,580	3.95%	8,701	9.60%
46	91,041	100.00%	68,652	75.41%	11,138	12.23%	318	0.35%	1,148	1.26%	11	0.01%	316	0.35%	4,202	4.62%	5,256	5.77%	22,389	24.59%
47	91,302	100.00%	75,752	82.97%	2,826	3.10%	160	0.18%	3,587	3.93%	38	0.04%	361	0.40%	3,811	4.17%	4,767	5.22%	15,550	17.03%
48	92,373	100.00%	77,005	83.36%	1,651	1.79%	207	0.22%	6,378	6.90%	18	0.02%	348	0.38%	2,774	3.00%	3,992	4.32%	15,368	16.64%
49	93,247	100.00%	75,830	81.32%	5,392	5.78%	216	0.23%	3,917	4.20%	42	0.05%	371	0.40%	3,758	4.03%	3,721	3.99%	17,417	18.68%
50	93,139	100.00%	84,890	91.14%	407	0.44%	256	0.27%	672	0.72%	80	0.09%	253	0.27%	2,808	3.01%	3,773	4.05%	8,249	8.86%
51	91,507	100.00%	81,444	89.00%	1,193	1.30%	218	0.24%	1,180	1.29%	16	0.02%	294	0.32%	3,123	3.41%	4,039	4.41%	10,063	11.00%
52	91,098	100.00%	77,384	84.95%	2,509	2.75%	196	0.22%	1,483	1.63%	21	0.02%	291	0.32%	5,252	5.77%	3,962	4.35%	13,714	15.05%
53	93,056	100.00%	37,975	40.81%	31,586	33.94%	253	0.27%	2,124	2.28%	21	0.02%	397	0.43%	16,376	17.60%	4,324	4.65%	55,081	59.19%
54	92,949	100.00%	68,469	73.66%	6,297	6.77%	136	0.15%	8,852	9.52%	29	0.03%	438	0.47%	4,793	5.16%	3,935	4.23%	24,480	26.34%
55	91,805	100.00%	67,646	73.68%	3,132	3.41%	148	0.16%	12,615	13.74%	16	0.02%	295	0.32%	4,303	4.69%	3,650	3.98%	24,159	26.32%
56	90,410	100.00%	61,232	67.73%	3,063	3.39%	100	0.11%	19,354	21.41%	24	0.03%	287	0.32%	3,060	3.38%	3,290	3.64%	29,178	32.27%
57	89,693	100.00%	66,921	74.61%	4,655	5.19%	148	0.17%	12,338	13.76%	6	0.01%	253	0.28%	2,332	2.60%	3,040	3.39%	22,772	25.39%
58	90,454	100.00%	70,708	78.17%	7,445	8.23%	144	0.16%	5,657	6.25%	12	0.01%	367	0.41%	2,460	2.72%	3,661	4.05%	19,746	21.83%
59	89,336	100.00%	77,696	86.97%	2,392	2.68%	108	0.12%	3,297	3.69%	13	0.01%	193	0.22%	2,602	2.91%	3,035	3.40%	11,640	13.03%
60	92,742	100.00%	75,726	81.65%	6,701	7.23%	118	0.13%	3,222	3.47%	16	0.02%	231	0.25%	2,994	3.23%	3,734	4.03%	17,016	18.35%
61	93,156	100.00%	68,778	73.83%	14,207	15.25%	181	0.19%	2,535	2.72%	12	0.01%	352	0.38%	2,870	3.08%	4,221	4.53%	24,378	26.17%
62	90,539	100.00%	69,774	77.07%	12,088	13.35%	240	0.27%	1,301	1.44%	24	0.03%	268	0.30%	2,564	2.83%	4,280	4.73%	20,765	22.93%
63	90,638	100.00%	80,389	88.69%	2,827	3.12%	250	0.28%	669	0.74%	15	0.02%	246	0.27%	2,399	2.65%	3,843	4.24%	10,249	11.31%
64	91,060	100.00%	78,219	85.90%	3,442	3.78%	347	0.38%	557	0.61%	11	0.01%	273	0.30%	3,711	4.08%	4,500	4.94%	12,841	14.10%
65	92,892	100.00%	81,712	87.96%	2,129	2.29%	235	0.25%	335	0.36%	52	0.06%	232	0.25%	4,674	5.03%	3,523	3.79%	11,180	12.04%
66	93,014	100.00%	82,007	88.17%	1,094	1.18%	164	0.18%	1,497	1.61%	21	0.02%	277	0.30%	4,098	4.41%	3,856	4.15%	11,007	11.83%
67	92,816	100.00%	81,074	87.35%	3,045	3.28%	361	0.39%	394	0.42%	8	0.01%	252	0.27%	3,301	3.56%	4,381	4.72%	11,742	12.65%
68	93,065	100.00%	76,629	82.34%	5,804	6.24%	294	0.32%	1,621	1.74%	23	0.02%	271	0.29%	3,831	4.12%	4,592	4.93%	16,436	17.66%
69	91,698	100.00%	63,049	68.76%	19,325	21.07%	336	0.37%	782	0.85%	33	0.04%	305	0.33%	3,324	3.62%	4,544	4.96%	28,649	31.24%
70	90,738	100.00%	32,905	36.26%	47,063	51.87%	341	0.38%	460	0.51%	27	0.03%	458	0.50%	4,417	4.87%	5,067	5.58%	57,833	63.74%
71	91,966	100.00%	83,844	91.17%	634	0.69%	276	0.30%	398	0.43%	30	0.03%	208	0.23%	2,816	3.06%	3,760	4.09%	8,122	8.83%
72	92,844	100.00%	79,110	85.21%	4,536	4.89%	241	0.26%	1,182	1.27%	18	0.02%	261	0.28%	3,295	3.55%	4,201	4.52%	13,734	14.79%
73	91,543	100.00%	71,141	77.71%	5,333	5.83%	233	0.25%	6,890	7.53%	52	0.06%	303	0.33%	3,976	4.34%	3,615	3.95%	20,402	22.29%
74	90,782	100.00%	53,371	58.79%	16,567	18.25%	325	0.36%	3,940	4.34%	31	0.03%	489	0.54%	10,006	11.02%	6,053	6.67%	37,411	41.21%
75	93,554	100.00%	74,210	79.32%	4,069	4.35%	258	0.28%	5,524	5.90%	21	0.02%	399	0.43%	4,791	5.12%	4,282	4.58%	19,344	20.68%
76	92,354	100.00%	72,135	78.11%	7,310	7.92%	257	0.28%	2,379	2.58%	10	0.01%	294	0.32%	5,780	6.26%	4,189	4.54%	20,219	21.89%
77	92,594	100.00%	64,342	69.49%	10,256	11.08%	391	0.42%	1,958	2.11%	29	0.03%	535	0.58%	9,822	10.61%	5,261	5.68%	28,252	30.51%
78	92,264	100.00%	80,814	87.59%	3,343	3.62%	306	0.33%	389	0.42%	8	0.01%	218	0.24%	3,977	4.31%	3,209	3.48%	11,450	12.41%
79	90,952	100.00%	74,938	82.39%	4,009	4.41%	282	0.31%	3,225	3.55%	34	0.04%	312	0.34%	4,590	5.05%	3,570	3.93%	16,022	17.61%
80	92,350	100.00%	62,080	67.22%	11,156	12.08%	190	0.21%	7,515	8.14%	15	0.02%	348	0.38%	7,053	7.64%	3,993	4.32%	30,270	32.78%
81	91,516	100.00%	71,724	78.37%	7,092	7.75%	218	0.24%	2,922	3.19%	22	0.02%	307	0.34%	5,026	5.49%	4,205	4.59%	19,792	21.63%
82	91,219	100.00%	45,537	49.92%	24,408	26.76%	233	0.26%	3,039	3.33%	31	0.03%	474	0.52%	13,338	14.62%	4,159	4.56%	45,682	50.08%
83	91,341	100.00%	47,115	51.58%	8,396	9.19%	282	0.31%	2,494	2.73%	21	0.02%	300	0.33%	28,823	31.56%	3,910	4.28%	44,226	48.42%
84	91,890	100.00%	69,044	75.14%	5,702	6.21%	380	0.41%	1,681	1.83%	38	0.04%	329	0.36%	10,341	11.25%	4,375	4.76%	22,846	24.86%
85	90,127	100.00%	78,534	87.14%	1,089	1.21%	126	0.14%	1,908	2.12%	15	0.02%	231	0.26%	5,138	5.70%	3,086	3.42%	11,593	12.86%
86	90,575	100.00%	59,794	66.02%	2,371	2.62%	170	0.19%	4,597	5.08%	65	0.07%	274	0.30%	20,099	22.19%	3,205	3.54%	30,781	33.98%
87	91,376	100.00%	56,574	61.91%	22,119	24.21%	597	0.65%	459	0.50%	23	0.03%	314	0.34%	6,240	6.83%	5,050	5.53%	34,802	38.09%
88	90,900	100.00%	79,817	87.81%	1,335	1.47%	341	0.38%	1,290	1.42%	10	0.01%	256	0.28%	4,199	4.62%	3,652	4.02%	11,083	12.19%
89	93,134	100.00%	81,021	86.99%	1,822	1.96%	421	0.45%	760	0.82%	17	0.02%	250	0.27%	5,165	5.55%	3,678	3.95%	12,113	13.01%
90	91,549	100.00%	79,833	87.20%	1,465	1.60%	199	0.22%	837	0.91%	14	0.02%	272	0.30%	5,205	5.69%	3,724	4.07%	11,716	12.80%
91	91,350	100.00%	82,902	90.75%	487	0.53%	313	0.34%	346	0.38%	30	0.03%	212	0.23%	3,465	3.79%	3,595	3.94%	8,448	9.25%
92	92,520	100.00%	75,353	81.45%	4,234	4.58%	2,138	2.31%	1,266	1.37%	42	0.05%	265	0.29%	5,400	5.84%	3,822	4.13%	17,167	18.55%
93	89,410	100.00%	77,310	86.47%	3,396	3.80%	190	0.21%	1,051	1.18%	23	0.03%	199	0.22%	4,694	5.25%	2,547	2.85%	12,100	13.53%
94	90,438	100.00%	41,966	46.40%	30,522	33.75%	248	0.27%	1,118	1.24%	63	0.07%	476	0.53%	11,982	13.25%	4,063	4.49%	48,472	53.60%
95	91,439	100.00%	81,252	88.86%	963	1.05%	331	0.36%	1,727	1.89%	83	0.09%	340	0.37%	2,844	3.11%	3,899	4.26%	10,187	11.14%
96	90,544	100.00%	78,601	86.81%	1,528	1.69%	308	0.34%	499	0.55%	0	0.00%	220	0.24%	5,563	6.14%	3,825	4.22%	11,943	13.19%
97	93,159	100.00%	82,798	88.85%	2,125	2.28%	296	0.32%	457	0.49%	7	0.01%	259	0.28%	3,751	4.03%	3,498	3.75%	10,391	11.15%
98	92,049	100.00%	85,257	92.62%	294	0.32%	255	0.28%	267	0.29%	17	0.02%	197	0.21%	3,084	3.35%	2,678	2.91%	6,792	7.38%
99	89,375	100.00%	82,996	92.86%	343	0.38%	469	0.52%	313	0.35%	12	0.01%	195	0.22%	1,867	2.09%	3,180	3.56%	6,379	7.14%
100	91,751	100.00%	83,685	91.21%	1,078	1.17%	511	0.56%	415	0.45%	21	0.02%	260	0.28%	2,010	2.19%	3,771	4.11%	8,066	8.79%
101	92,604	100.00%	81,036	87.51%	1,384	1.49%	465	0.50%	416	0.45%	22	0.02%	257	0.28%	5,072	5.48%	3,952	4.27%	11,568	12.49%
102	91,886	100.00%	78,502	85.43%	1,124	1.22%	929	1.01%	369	0.40%	15	0.02%	267	0.29%	6,712	7.30%	3,968	4.32%	13,384	14.57%
103	93,426	100.00%	83,811	89.71%	495	0.53%	1,177	1.26%	736	0.79%	29	0.03%	289	0.31%	3,141	3.36%	3,748	4.01%	9,615	10.29%
104	89,466	100.00%	81,664	91.28%	312	0.35%	892	1.00%	398	0.44%	34	0.04%	248	0.28%	2,307	2.58%	3,611	4.04%	7,802	8.72%
105	89,541	100.00%	82,982	92.67%	286	0.32%	446	0.50%	287	0.32%	15	0.02%	194	0.22%	1,899	2.12%	3,432	3.83%	6,559	7.33%
106	90,875	100.00%	84,203	92.66%	241	0.27%	997	1.10%	283	0.31%	14	0.02%	220	0.24%	1,218	1.34%	3,699	4.07%	6,672	7.34%
107	92,701	100.00%	77,224	83.30%	1,146	1.24%	6,484	6.99%	481	0.52%	40	0.04%	298	0.32%	1,644	1.77%	5,384	5.81%	15,477	16.70%
108	89,366	100.00%	76,008	85.05%	1,979	2.21%	4,863	5.44%	304	0.34%	18	0.02%	164	0.18%	1,510	1.69%	4,520	5.06%	13,358	14.95%
109	89,410	100.00%	78,151	87.41%	1,979	2.21%	2,458	2.75%	453	0.51%	22	0.02%	242	0.27%	1,648	1.84%	4,457	4.98%	11,259	12.59%
110	90,788	100.00%	83,201	91.64%	436	0.48%	905	1.00%	1,082	1.19%	29	0.03%	262	0.29%	1,545	1.70%	3,328	3.67%	7,587	8.36%

RECEIVED by MSC 1/18/2022 10:30:24 PM

DISTRICT	POPTOT	PercentTot	POPWH_C	PPopWH_C	POPBL_C	PPopBL_C	POPNA_C	PPopNA_C	POPAS_C	PPopAS_C	POPPI_C	PPopPI_C	POPOT_C	PPopOT_C	PopNonW	PPopNonW
1	91,856	113.30%	31,890	34.72%	35,555	38.71%	3,066	3.34%	823	0.90%	169	0.18%	32,569	35.46%	59,966	65.28%
2	89,622	111.17%	69,598	77.66%	12,604	14.06%	2,827	3.15%	1,528	1.70%	122	0.14%	12,953	14.45%	20,024	22.34%
3	93,531	107.08%	54,912	58.71%	33,175	35.47%	1,415	1.51%	3,581	3.83%	91	0.10%	6,978	7.46%	38,619	41.29%
4	90,903	104.30%	40,595	44.66%	49,781	54.76%	828	0.91%	1,480	1.63%	117	0.13%	2,014	2.22%	50,308	55.34%
5	92,744	104.59%	37,583	40.52%	53,941	58.16%	1,126	1.21%	2,150	2.32%	89	0.10%	2,108	2.27%	55,161	59.48%
6	93,629	104.80%	37,626	40.19%	55,395	59.16%	1,249	1.33%	1,770	1.89%	83	0.09%	1,999	2.14%	56,003	59.81%
7	92,948	105.53%	45,896	49.38%	45,819	49.30%	1,433	1.54%	2,322	2.50%	122	0.13%	2,495	2.68%	47,052	50.62%
8	92,670	106.37%	43,970	47.45%	45,370	48.96%	1,968	2.12%	4,610	4.97%	104	0.11%	2,547	2.75%	48,700	52.55%
9	90,818	104.93%	29,603	32.60%	47,417	52.21%	989	1.09%	15,590	17.17%	107	0.12%	1,585	1.75%	61,215	67.40%
10	90,534	105.15%	52,373	57.85%	36,447	40.26%	1,201	1.33%	2,636	2.91%	97	0.11%	2,441	2.70%	38,161	42.15%
11	91,145	104.75%	46,118	50.60%	44,713	49.06%	1,383	1.52%	1,228	1.35%	76	0.08%	1,959	2.15%	45,027	49.40%
12	90,630	106.43%	47,138	52.01%	43,197	47.66%	2,080	2.30%	1,677	1.85%	95	0.10%	2,268	2.50%	43,492	47.99%
13	90,393	105.35%	47,502	52.55%	39,685	43.90%	1,652	1.83%	4,294	4.75%	92	0.10%	2,005	2.22%	42,891	47.45%
14	90,555	105.47%	39,959	44.13%	41,764	46.12%	1,601	1.77%	9,871	10.90%	88	0.10%	2,229	2.46%	50,596	55.87%
15	92,301	106.56%	81,579	88.38%	8,247	8.93%	1,493	1.62%	2,656	2.88%	95	0.10%	4,285	4.64%	10,722	11.62%
16	93,035	105.40%	36,893	39.65%	55,514	59.67%	1,653	1.78%	1,425	1.53%	73	0.08%	2,504	2.69%	56,142	60.35%
17	90,737	105.93%	46,344	51.08%	42,910	47.29%	1,816	2.00%	2,283	2.52%	59	0.07%	2,706	2.98%	44,393	48.92%
18	92,169	105.51%	37,812	41.02%	50,550	54.84%	1,404	1.52%	4,663	5.06%	74	0.08%	2,746	2.98%	54,357	58.98%
19	90,931	105.42%	59,752	65.71%	23,957	26.35%	894	0.98%	8,241	9.06%	63	0.07%	2,957	3.25%	31,179	34.29%
20	93,017	105.37%	75,332	80.99%	10,526	11.32%	1,056	1.14%	7,965	8.56%	89	0.10%	3,048	3.28%	17,685	19.01%
21	93,876	105.73%	59,032	62.88%	8,061	8.59%	1,079	1.15%	27,340	29.12%	86	0.09%	3,661	3.90%	34,844	37.12%
22	91,654	105.40%	83,267	90.85%	2,738	2.99%	1,270	1.39%	6,212	6.78%	59	0.06%	3,058	3.34%	8,387	9.15%
23	90,719	107.02%	71,255	78.54%	5,470	6.03%	1,069	1.18%	15,539	17.13%	135	0.15%	3,617	3.99%	19,464	21.46%
24	91,480	106.63%	62,185	67.98%	10,606	11.59%	1,438	1.57%	19,756	21.60%	80	0.09%	3,476	3.80%	29,295	32.02%
25	90,562	107.54%	65,012	71.79%	20,990	23.18%	2,392	2.64%	5,128	5.66%	99	0.11%	3,773	4.17%	25,550	28.21%
26	91,723	107.62%	53,187	57.99%	37,967	41.39%	2,486	2.71%	1,527	1.66%	128	0.14%	3,418	3.73%	38,536	42.01%
27	90,457	107.47%	84,431	93.34%	3,873	4.28%	2,578	2.85%	1,657	1.83%	103	0.11%	4,568	5.05%	6,026	6.66%
28	91,598	108.09%	77,349	84.44%	10,501	11.46%	2,593	2.83%	3,690	4.03%	97	0.11%	4,782	5.22%	14,249	15.56%
29	92,583	108.23%	75,763	81.83%	14,593	15.76%	2,791	3.01%	1,793	1.94%	102	0.11%	5,161	5.57%	16,820	18.17%
30	93,460	106.55%	88,833	95.05%	3,684	3.94%	2,548	2.73%	1,015	1.09%	57	0.06%	3,448	3.69%	4,627	4.95%
31	92,978	107.25%	74,788	80.44%	17,183	18.48%	2,511	2.70%	1,825	1.96%	122	0.13%	3,291	3.54%	18,190	19.56%
32	92,092	110.08%	57,984	62.96%	30,032	32.61%	2,382	2.59%	4,774	5.18%	199	0.22%	6,004	6.52%	34,108	37.04%
33	92,730	108.78%	71,807	77.44%	9,308	10.04%	1,696	1.83%	12,597	13.58%	157	0.17%	5,310	5.73%	20,923	22.56%
34	92,371	107.49%	86,520	93.67%	3,899	4.22%	2,561	2.77%	941	1.02%	60	0.06%	5,306	5.74%	5,851	6.33%
35	93,023	105.44%	89,195	95.88%	2,033	2.19%	2,251	2.42%	897	0.96%	87	0.09%	3,620	3.89%	3,828	4.12%
36	89,634	106.85%	82,233	91.74%	3,946	4.40%	2,276	2.54%	1,066	1.19%	90	0.10%	6,161	6.87%	7,401	8.26%
37	91,456	108.26%	79,942	87.41%	7,861	8.60%	3,095	3.38%	2,353	2.57%	174	0.19%	5,584	6.11%	11,514	12.59%
38	93,422	106.71%	70,004	74.93%	19,452	20.82%	2,078	2.22%	2,220	2.38%	100	0.11%	5,838	6.25%	23,418	25.07%
39	90,270	108.35%	82,334	91.21%	2,875	3.18%	3,399	3.77%	811	0.90%	113	0.13%	8,277	9.17%	7,936	8.79%
40	90,211	107.37%	77,327	85.72%	8,544	9.47%	1,912	2.12%	5,143	5.70%	101	0.11%	3,833	4.25%	12,884	14.28%
41	91,872	109.65%	63,904	69.56%	24,603	26.78%	2,649	2.88%	2,865	3.12%	138	0.15%	6,577	7.16%	27,968	30.44%
42	91,192	106.67%	85,299	93.54%	4,675	5.13%	2,457	2.69%	1,543	1.69%	70	0.08%	3,226	3.54%	5,893	6.46%
43	92,518	105.98%	88,460	95.61%	1,615	1.75%	2,290	2.48%	964	1.04%	87	0.09%	4,634	5.01%	4,058	4.39%
44	89,974	108.63%	69,297	77.02%	17,132	19.04%	2,574	2.86%	3,907	4.34%	123	0.14%	4,705	5.23%	20,677	22.98%
45	90,612	105.30%	87,502	96.57%	2,164	2.39%	2,330	2.57%	879	0.97%	60	0.07%	2,480	2.74%	3,110	3.43%
46	91,041	107.76%	76,459	83.98%	14,219	15.62%	2,308	2.54%	1,606	1.76%	68	0.07%	3,443	3.78%	14,582	16.02%
47	91,302	107.73%	83,163	91.09%	4,313	4.72%	1,858	2.04%	5,048	5.53%	123	0.13%	3,856	4.22%	8,139	8.91%
48	92,373	106.22%	83,115	89.98%	2,484	2.69%	1,821	1.97%	7,497	8.12%	79	0.09%	3,127	3.39%	9,258	10.02%
49	93,247	106.20%	82,062	88.00%	6,326	6.78%	1,699	1.82%	4,825	5.17%	122	0.13%	3,998	4.29%	11,185	12.00%
50	93,139	105.64%	90,835	97.53%	926	0.99%	2,255	2.42%	1,241	1.33%	152	0.16%	2,986	3.21%	2,304	2.47%
51	91,507	106.38%	87,892	96.05%	1,882	2.06%	2,086	2.28%	1,902	2.08%	63	0.07%	3,517	3.84%	3,615	3.95%
52	91,098	107.01%	84,888	93.18%	3,648	4.00%	1,969	2.16%	2,331	2.56%	57	0.06%	4,589	5.04%	6,210	6.82%
53	93,056	110.12%	49,242	52.92%	35,396	38.04%	2,281	2.45%	2,700	2.90%	101	0.11%	12,757	13.71%	43,814	47.08%
54	92,949	106.97%	75,403	81.12%	7,655	8.24%	1,492	1.61%	10,106	10.87%	77	0.08%	4,698	5.05%	17,546	18.88%
55	91,805	106.68%	74,073	80.69%	3,985	4.34%	1,309	1.43%	13,864	15.10%	81	0.09%	4,630	5.04%	17,732	19.31%
56	90,410	105.70%	66,478	73.53%	3,909	4.32%	1,135	1.26%	20,640	22.83%	78	0.09%	3,320	3.67%	23,932	26.47%
57	89,693	104.84%	71,350	79.55%	5,472	6.10%	996	1.11%	13,545	15.10%	86	0.10%	2,581	2.88%	18,343	20.45%
58	90,454	105.57%	75,924	83.94%	8,603	9.51%	1,388	1.53%	6,743	7.45%	97	0.11%	2,738	3.03%	14,530	16.06%
59	89,336	105.10%	82,517	92.37%	2,993	3.35%	1,183	1.32%	4,197	4.70%	71	0.08%	2,932	3.28%	6,819	7.63%
60	92,742	105.87%	81,470	87.85%	7,829	8.44%	1,420	1.53%	4,133	4.46%	81	0.09%	3,256	3.51%	11,272	12.15%
61	93,156	106.29%	74,707	80.20%	16,298	17.50%	1,753	1.88%	3,282	3.52%	71	0.08%	2,902	3.12%	18,449	19.80%
62	90,539	106.32%	75,679	83.59%	13,752	15.19%	2,101	2.32%	2,009	2.22%	99	0.11%	2,625	2.90%	14,860	16.41%
63	90,638	105.64%	85,904	94.78%	3,820	4.21%	2,089	2.30%	1,294	1.43%	62	0.07%	2,582	2.85%	4,734	5.22%
64	91,060	106.74%	85,424	93.81%	5,437	5.97%	2,348	2.58%	989	1.09%	84	0.09%	2,919	3.21%	5,636	6.19%
65	92,892	105.90%	88,069	94.81%	2,927	3.15%	2,185	2.35%	735	0.79%	94	0.10%	4,366	4.70%	4,823	5.19%
66	93,014	106.47%	88,588	95.24%	1,922	2.07%	1,929	2.07%	2,240	2.41%	60	0.06%	4,295	4.62%	4,426	4.76%
67	92,816	106.33%	87,918	94.72%	4,053	4.37%	2,725	2.94%	813	0.88%	69	0.07%	3,111	3.35%	4,898	5.28%
68	93,065	106.80%	83,935	90.19%	7,397	7.95%	2,526	2.71%	2,198	2.36%	99	0.11%	3,239	3.48%	9,130	9.81%
69	91,698	106.57%	69,668	75.98%	21,511	23.46%	2,436	2.66%	1,233	1.34%	85	0.09%	2,793	3.05%	22,030	24.02%
70	90,738	107.52%	39,783	43.84%	51,173	56.40%	2,324	2.56%	811	0.89%	103	0.11%	3,365	3.71%	50,955	56.16%
71	91,966	105.50%	89,799	97.64%	1,359	1.48%	2,293	2.49%	794	0.86%	121	0.13%	2,662	2.89%	2,167	2.36%
72	92,844	106.45%	85,783	92.39%	5,786	6.23%	2,312	2.49%	1,852	1.99%	82	0.09%	3,013	3.25%	7,061	7.61%
73	91,543	105.80%	77,345	84.49%	6,505	7.11%	1,619	1.77%	7,849	8.57%	120	0.13%	3,413	3.73%	14,198	15.51%
74	90,782	111.30%	65,006	71.61%	21,379	23.55%	2,692	2.97%	4,757	5.24%	143	0.16%	7,061	7.78%	25,776	28.39%
75	93,554	107.08%	81,620	87.24%	5,751	6.15%	1,949	2.08%	6,584	7.04%	97	0.10%	4,177	4.46%	11,934	12.76%
76	92,354	107.40%	80,047	86.67%	9,421	10.20%	2,283	2.47%	2,954	3.20%	128	0.14%	4,357	4.72%	12,307	13.33%
77	92,594	110.15%	75,423	81.46%	13,921	15.03%	2,650	2.86%	2,722	2.94%	142	0.15%	7,138	7.71%	17,171	18.54%
78	92,264	105.16%	86,819	94.10%	4,151	4.50%	1,900	2.06%	825	0.89%	85	0.09%	3,249	3.52%	5,445	5.90%
79	90,952	106.07%	81,143	89.22%	5,396	5.93%	1,718	1.89%	3,990	4.39%	136	0.15%	4,089	4.50%	9,809	10.78%
80	92,350	107.27%	69,294	75.03%	13,469	14.58%	1,524	1.65%	8,632	9.35%	104	0.11%	6,042	6.54%	23,056	24.97%
81	91,516	107.20%	78,837	86.15%	9,133	9.98%	1,819	1.99%	3,932	4.30%	141	0.15%	4,245	4.64%	12,679	13.85%
82	91,219	109.04%	54,562	59.81%	28,120	30.83%	2,065	2.26%	3,926	4.30%	144	0.16%	10,650	11.68%	36,657	40.19%
83	91,341	112.59%	61,508	67.34%	11,772	12.89%	2,948	3.23%	3,127	3.42%	123	0.13%	23,367	25.58%	29,833	32.66%
84	91,890	108.39%	78,087	84.98%	8,135	8.85%	2,423	2.64%	2,487	2.71%	140	0.15%	8,329	9.06%	13,803	15.02%
85	90,127	105.84%	84,889	94.19%	2,026	2.25%	1,399	1.55%	2,667	2.96%	107	0.12%	4,299	4.77%	5,238	5.81%
86	90,575	110.95%	73,099	80.71%	4,100	4.53%	2,074	2.29%	5,833	6.44%	163	0.18%	15,221	16.80%	17,476	19.29%
87	91,376	107.91%	64,998	71.13%	24,904	27.25%	2,914	3.19%	936	1.02%	130	0.14%	4,719	5.16%	26,378	28.87%
88	90,900	106.11%	86,368	95.01%	2,286	2.51%	1,982	2.18%	1,951	2.15%	95	0.10%	3,774	4.15%	4,532	4.99%
89	93,134	105.86%	87,889	94.37%	2,810	3.02%	2,145	2.30%	1,315	1.41%	106	0.11%	4,330	4.65%	5,245	5.63%
90	91,549	106.31%	86,626	94.62%	2,587	2.83%	1,793	1.96%	1,567	1.71%	94	0.10%	4,663	5.09%	4,923	5.38%
91	91,350	105.46%	88,841	97.25%	1,239	1.36%	2,084	2.28%	785	0.86%	110	0.12%	3,277	3.59%	2,509	2.75%
92	92,520	106.05%	82,600	89.28%	5,452	5.89%	4,614	4.99%	1,765	1.91%	108	0.12%	3,582	3.87%	9,920	10.72%
93	89,410	104.82%	83,103	92.95%	4,091	4.58%	1,553	1.74%	1,388	1.55%	84	0.09%	3,502	3.92%	6,307	7.05%
94	90,438	108.91%	52,439	57.98%	34,611	38.27%	2,030	2.24%	1,542	1.71%	123	0.14%	7,751	8.57%	37,999	42.02%
95	91,439	105.81%	87,322	95.50%	1,819	1.99%	2,173	2.38%	2,294	2.51%	148	0.16%	2,995	3.28%	4,117	4.50%
96	90,544	106.76%	86,657	95.71%	3,117	3.44%	2,154	2.38%	871	0.96%	51	0.06%	3,816	4.21%	3,887	4.29%
97	93,159	105.46%	89,053	95.59%	2,944	3.16%	2,110	2.26%	723	0.78%	49	0.05%	3,362	3.61%	4,106	4.41%
98	92,049	104.26%	90,135	97.92%	738	0.80%	1,840	2.00%	495	0.54%	69	0.07%	2,692	2.92%	1,914	2.08%
99	89,375	104.56%	87,520	97.92%	881	0.99%	2,341	2.62%	592	0.66%	75	0.08%	2,043	2.29%	1,855	2.08%
100	91,751	105.17%	88,896	96.89%	2,018	2.20%	2,552	2.78%	758	0.83%	79	0.09%	2,196	2.39%	2,855	3.11%
101	92,604	106.12%	88,513	95.58%	2,360	2.55%	2,625	2.83%	779	0.84%	122	0.13%	3,872	4.18%	4,091	4.42%
102	91,886	107.05%	86,715	94.37%	1,959	2.13%	3,341	3.64%	740	0.81%	91	0.10%	5,516	6.00%	5,171	5.63%
103	93,426	105.61%	89,606	95.91%	1,192	1.28%	3,116	3.34%	1,254	1.34%	150	0.16%	3,346	3.58%	3,820	4.09%
104	89,466	105.32%	86,878	97.11%	865	0.97%	2,971	3.32%	806	0.90%	156	0.17%	2,554	2.85%	2,588	2.89%
105	89,541	104.97%	87,735	97.98%	814	0.91%	2,507	2.80%	650	0.73%	110	0.12%	2,178	2.43%	1,806	2.02%
106	90,875	104.87%	88,776	97.69%	840	0.92%	3,223	3.55%	647	0.71%	100	0.11%	1,715	1.89%	2,099	2.31%
107	92,701	106.78%	83,701	90.29%	1,724	1.86%	10,671	11.51%	820	0.88%	167	0.18%	1,899	2.05%	9,000	9.71%
108	89,366	106.08%	81,549	91.25%	2,541	2.84%	8,400	9.40%	672	0.75%	124	0.14%	1,511	1.69%	7,817	8.75%
109	89,410	106.01%	83,789	93.71%	2,604	2.91%	5,497	6.15%	888	0.99%	114	0.13%	1,892	2.12%	5,621	6.29%
110	90,788	104.63%	87,674	96.57%	1,000	1.10%	2,699	2.97%	1,542	1.70%	130	0.14%	1,942	2.14%	3,114	3.43%

RECEIVED by MSC 1/18/2022 10:30:24 PM

DISTRICT	POPTOT	PercentTot	POPNHWH_C	PPopNHWH_C	POPNHBL_C	PPopNHBL_C	POPNHNA_C	PPopNHNA_C	POPNHAS_C	PPopNHAS_C	POPNHPI_C	PPopNHPI_C	POPNHOT_C	PPopNHOT_C	POPHISP	PPopHisp	PopNonW	PPopNonW
1	91,856	103.39%	17,678	19.25%	34,199	37.23%	1,025	1.12%	726	0.79%	120	0.13%	874	0.95%	40,347	43.92%	74,178	80.75%
2	89,622	104.98%	60,697	67.73%	11,940	13.32%	2,048	2.29%	1,443	1.61%	97	0.11%	1,207	1.35%	16,653	18.58%	28,925	32.27%
3	93,531	104.43%	51,430	54.99%	32,555	34.81%	993	1.06%	3,520	3.76%	68	0.07%	1,431	1.53%	7,678	8.21%	42,101	45.01%
4	90,903	103.72%	39,937	43.93%	49,368	54.31%	686	0.75%	1,442	1.59%	106	0.12%	1,184	1.30%	1,562	1.72%	50,966	56.07%
5	92,744	103.55%	36,414	39.26%	53,565	57.76%	979	1.06%	2,097	2.26%	81	0.09%	1,088	1.17%	1,815	1.96%	56,330	60.74%
6	93,629	103.75%	36,462	38.94%	54,902	58.64%	1,074	1.15%	1,698	1.81%	77	0.08%	1,031	1.10%	1,897	2.03%	57,167	61.06%
7	92,948	104.17%	44,163	47.51%	45,392	48.84%	1,209	1.30%	2,233	2.40%	105	0.11%	1,126	1.21%	2,599	2.80%	48,785	52.49%
8	92,670	105.07%	42,304	45.65%	44,853	48.40%	1,756	1.89%	4,537	4.90%	78	0.08%	1,102	1.19%	2,743	2.96%	50,366	54.35%
9	90,818	104.34%	28,890	31.81%	46,988	51.74%	872	0.96%	15,529	17.10%	95	0.10%	960	1.06%	1,425	1.57%	61,928	68.19%
10	90,534	103.63%	50,615	55.91%	36,037	39.80%	1,043	1.15%	2,591	2.86%	85	0.09%	936	1.03%	2,511	2.77%	39,919	44.09%
11	91,145	103.69%	44,809	49.16%	44,312	48.62%	1,269	1.39%	1,167	1.28%	68	0.07%	887	0.97%	2,000	2.19%	46,336	50.84%
12	90,630	105.37%	45,812	50.55%	42,705	47.12%	1,864	2.06%	1,616	1.78%	70	0.08%	1,213	1.34%	2,219	2.45%	44,818	49.45%
13	90,393	104.37%	46,238	51.15%	39,325	43.50%	1,499	1.66%	4,249	4.70%	81	0.09%	992	1.10%	1,963	2.17%	44,155	48.85%
14	90,555	104.56%	38,739	42.78%	41,339	45.65%	1,437	1.59%	9,784	10.80%	81	0.09%	1,080	1.19%	2,221	2.45%	51,816	57.22%
15	92,301	104.24%	78,211	84.73%	7,968	8.63%	1,267	1.37%	2,608	2.83%	76	0.08%	1,258	1.36%	4,831	5.23%	14,090	15.27%
16	93,035	104.05%	35,347	37.99%	54,949	59.06%	1,407	1.51%	1,354	1.46%	62	0.07%	1,019	1.10%	2,668	2.87%	57,688	62.01%
17	90,737	104.59%	44,621	49.18%	42,462	46.80%	1,632	1.80%	2,241	2.47%	53	0.06%	1,082	1.19%	2,812	3.10%	46,116	50.82%
18	92,169	104.11%	36,415	39.51%	50,028	54.28%	1,207	1.31%	4,577	4.97%	58	0.06%	1,177	1.28%	2,499	2.71%	55,754	60.49%
19	90,931	103.75%	57,939	63.72%	23,667	26.03%	761	0.84%	8,186	9.00%	59	0.06%	1,183	1.30%	2,544	2.80%	32,992	36.28%
20	93,017	103.80%	73,509	79.03%	10,327	11.10%	918	0.99%	7,900	8.49%	82	0.09%	1,328	1.43%	2,489	2.68%	19,508	20.97%
21	93,876	103.68%	56,658	60.35%	7,884	8.40%	863	0.92%	27,235	29.01%	79	0.08%	1,347	1.43%	3,266	3.48%	37,218	39.65%
22	91,654	103.54%	80,969	88.34%	2,563	2.80%	1,100	1.20%	6,170	6.73%	45	0.05%	1,128	1.23%	2,920	3.19%	10,685	11.66%
23	90,719	105.00%	68,125	75.09%	5,258	5.80%	864	0.95%	15,427	17.01%	127	0.14%	1,453	1.60%	4,003	4.41%	22,594	24.91%
24	91,480	104.52%	59,653	65.21%	10,313	11.27%	1,233	1.35%	19,685	21.52%	68	0.07%	1,286	1.41%	3,377	3.69%	31,827	34.79%
25	90,562	105.51%	62,363	68.86%	20,595	22.74%	2,120	2.34%	5,059	5.59%	73	0.08%	1,297	1.43%	4,044	4.47%	28,199	31.14%
26	91,723	105.96%	50,877	55.47%	37,410	40.79%	2,176	2.37%	1,477	1.61%	113	0.12%	1,286	1.40%	3,853	4.20%	40,846	44.53%
27	90,457	104.62%	80,114	88.57%	3,642	4.03%	2,173	2.40%	1,601	1.77%	80	0.09%	1,266	1.40%	5,757	6.36%	10,343	11.43%
28	91,598	105.23%	73,097	79.80%	10,188	11.12%	2,329	2.54%	3,636	3.97%	82	0.09%	1,336	1.46%	5,716	6.24%	18,501	20.20%
29	92,583	105.65%	71,752	77.50%	14,189	15.33%	2,420	2.61%	1,721	1.86%	87	0.09%	1,459	1.58%	6,184	6.68%	20,831	22.50%
30	93,460	104.90%	86,030	92.05%	3,497	3.74%	2,289	2.45%	984	1.05%	52	0.06%	1,388	1.49%	3,799	4.06%	7,430	7.95%
31	92,978	105.56%	72,203	77.66%	16,705	17.97%	2,306	2.48%	1,757	1.89%	109	0.12%	1,320	1.42%	3,748	4.03%	20,775	22.34%
32	92,092	107.31%	54,496	59.18%	29,351	31.87%	1,903	2.07%	4,685	5.09%	176	0.19%	1,608	1.75%	6,601	7.17%	37,596	40.82%
33	92,730	105.85%	68,306	73.66%	8,963	9.67%	1,314	1.42%	12,500	13.48%	135	0.15%	1,468	1.58%	5,469	5.90%	24,424	26.34%
34	92,371	104.38%	80,641	87.30%	3,464	3.75%	2,100	2.27%	863	0.93%	38	0.04%	1,106	1.20%	8,205	8.88%	11,730	12.70%
35	93,023	103.85%	86,715	93.22%	1,910	2.05%	2,031	2.18%	853	0.92%	70	0.08%	1,118	1.20%	3,903	4.20%	6,308	6.78%
36	89,634	104.85%	79,465	88.65%	3,781	4.22%	1,930	2.15%	1,020	1.14%	71	0.08%	1,437	1.60%	6,274	7.00%	10,169	11.35%
37	91,456	105.98%	76,665	83.83%	7,502	8.20%	2,765	3.02%	2,283	2.50%	146	0.16%	1,585	1.73%	5,983	6.54%	14,791	16.17%
38	93,422	104.42%	66,844	71.55%	19,142	20.49%	1,753	1.88%	2,165	2.32%	73	0.08%	1,379	1.48%	6,196	6.63%	26,578	28.45%
39	90,270	105.13%	77,535	85.89%	2,674	2.96%	2,803	3.11%	765	0.85%	84	0.09%	1,347	1.49%	9,692	10.74%	12,735	14.11%
40	90,211	105.27%	74,645	82.74%	8,142	9.03%	1,578	1.75%	5,088	5.64%	93	0.10%	1,299	1.44%	4,124	4.57%	15,566	17.26%
41	91,872	107.10%	60,253	65.58%	23,809	25.92%	2,033	2.21%	2,769	3.01%	119	0.13%	1,457	1.59%	7,955	8.66%	31,619	34.42%
42	91,192	105.21%	83,153	91.18%	4,460	4.89%	2,270	2.49%	1,500	1.64%	58	0.06%	1,400	1.54%	3,106	3.41%	8,039	8.82%
43	92,518	104.12%	85,434	92.34%	1,456	1.57%	2,038	2.20%	900	0.97%	79	0.09%	1,319	1.43%	5,105	5.52%	7,084	7.66%
44	89,974	106.44%	65,814	73.15%	16,598	18.45%	2,206	2.45%	3,849	4.28%	103	0.11%	1,199	1.33%	5,998	6.67%	24,160	26.85%
45	90,612	104.08%	85,414	94.26%	2,021	2.23%	2,147	2.37%	847	0.93%	48	0.05%	1,041	1.15%	2,795	3.08%	5,198	5.74%
46	91,041	106.04%	73,699	80.95%	13,785	15.14%	2,023	2.22%	1,550	1.70%	63	0.07%	1,217	1.34%	4,202	4.62%	17,342	19.05%
47	91,302	105.48%	80,312	87.96%	4,068	4.46%	1,587	1.74%	4,966	5.44%	108	0.12%	1,451	1.59%	3,811	4.17%	10,990	12.04%
48	92,373	104.48%	80,901	87.58%	2,368	2.56%	1,614	1.75%	7,422	8.03%	70	0.08%	1,361	1.47%	2,774	3.00%	11,472	12.42%
49	93,247	104.17%	79,419	85.17%	6,168	6.61%	1,494	1.60%	4,748	5.09%	112	0.12%	1,436	1.54%	3,758	4.03%	13,828	14.83%
50	93,139	104.14%	88,613	95.14%	886	0.95%	2,084	2.24%	1,194	1.28%	145	0.16%	1,269	1.36%	2,808	3.01%	4,526	4.86%
51	91,507	104.54%	85,418	93.35%	1,765	1.93%	1,890	2.07%	1,864	2.04%	61	0.07%	1,544	1.69%	3,123	3.41%	6,089	6.65%
52	91,098	104.50%	81,237	89.18%	3,386	3.72%	1,702	1.87%	2,229	2.45%	43	0.05%	1,344	1.48%	5,252	5.77%	9,861	10.82%
53	93,056	104.99%	41,820	44.94%	34,111	36.66%	1,574	1.69%	2,622	2.82%	83	0.09%	1,110	1.19%	16,376	17.60%	51,236	55.06%
54	92,949	104.44%	72,184	77.66%	7,385	7.95%	1,213	1.31%	9,996	10.75%	68	0.07%	1,435	1.54%	4,793	5.16%	20,765	22.34%
55	91,805	104.09%	71,134	77.48%	3,833	4.18%	1,039	1.13%	13,782	15.01%	69	0.08%	1,404	1.53%	4,303	4.69%	20,671	22.52%
56	90,410	103.79%	64,371	71.20%	3,730	4.13%	927	1.03%	20,561	22.74%	70	0.08%	1,122	1.24%	3,060	3.38%	26,039	28.80%
57	89,693	103.53%	69,777	77.80%	5,336	5.95%	856	0.95%	13,481	15.03%	82	0.09%	997	1.11%	2,332	2.60%	19,916	22.20%
58	90,454	104.26%	74,192	82.02%	8,442	9.33%	1,245	1.38%	6,704	7.41%	88	0.10%	1,177	1.30%	2,460	2.72%	16,262	17.98%
59	89,336	103.54%	80,624	90.25%	2,894	3.24%	1,036	1.16%	4,161	4.66%	61	0.07%	1,117	1.25%	2,602	2.91%	8,712	9.75%
60	92,742	104.19%	79,311	85.52%	7,647	8.25%	1,244	1.34%	4,088	4.41%	66	0.07%	1,281	1.38%	2,994	3.23%	13,431	14.48%
61	93,156	104.80%	72,733	78.08%	15,994	17.17%	1,570	1.69%	3,229	3.47%	64	0.07%	1,167	1.25%	2,870	3.08%	20,423	21.92%
62	90,539	104.94%	73,822	81.54%	13,502	14.91%	1,901	2.10%	1,944	2.15%	82	0.09%	1,193	1.32%	2,564	2.83%	16,717	18.46%
63	90,638	104.42%	84,114	92.80%	3,677	4.06%	1,967	2.17%	1,237	1.36%	57	0.06%	1,195	1.32%	2,399	2.65%	6,524	7.20%
64	91,060	105.17%	82,637	90.75%	5,077	5.58%	2,101	2.31%	936	1.03%	70	0.08%	1,237	1.36%	3,711	4.08%	8,423	9.25%
65	92,892	103.92%	85,170	91.69%	2,771	2.98%	1,892	2.04%	689	0.74%	88	0.09%	1,251	1.35%	4,674	5.03%	7,722	8.31%
66	93,014	104.28%	85,769	92.21%	1,786	1.92%	1,708	1.84%	2,182	2.35%	54	0.06%	1,394	1.50%	4,098	4.41%	7,245	7.79%
67	92,816	104.90%	85,390	92.00%	3,858	4.16%	2,475	2.67%	784	0.84%	59	0.06%	1,495	1.61%	3,301	3.56%	7,426	8.00%
68	93,065	105.13%	81,046	87.09%	7,154	7.69%	2,250	2.42%	2,143	2.30%	92	0.10%	1,323	1.42%	3,831	4.12%	12,019	12.91%
69	91,698	105.23%	67,355	73.45%	21,168	23.08%	2,215	2.42%	1,194	1.30%	81	0.09%	1,158	1.26%	3,324	3.62%	24,343	26.55%
70	90,738	106.03%	37,335	41.15%	50,480	55.63%	2,021	2.23%	773	0.85%	89	0.10%	1,099	1.21%	4,417	4.87%	53,403	58.85%
71	91,966	104.20%	87,551	95.20%	1,269	1.38%	2,083	2.26%	742	0.81%	99	0.11%	1,272	1.38%	2,816	3.06%	4,415	4.80%
72	92,844	104.75%	83,181	89.59%	5,592	6.02%	2,121	2.28%	1,810	1.95%	77	0.08%	1,177	1.27%	3,295	3.55%	9,663	10.41%
73	91,543	104.13%	74,629	81.52%	6,332	6.92%	1,380	1.51%	7,786	8.51%	112	0.12%	1,110	1.21%	3,976	4.34%	16,914	18.48%
74	90,782	107.15%	58,994	64.98%	20,079	22.12%	2,119	2.33%	4,626	5.10%	116	0.13%	1,333	1.47%	10,006	11.02%	31,788	35.02%
75	93,554	104.81%	78,335	83.73%	5,424	5.80%	1,613	1.72%	6,496	6.94%	89	0.10%	1,309	1.40%	4,791	5.12%	15,219	16.27%
76	92,354	104.82%	76,152	82.46%	8,934	9.67%	1,879	2.03%	2,875	3.11%	102	0.11%	1,083	1.17%	5,780	6.26%	16,202	17.54%
77	92,594	106.02%	69,343	74.89%	12,772	13.79%	1,994	2.15%	2,617	2.83%	113	0.12%	1,508	1.63%	9,822	10.61%	23,251	25.11%
78	92,264	103.62%	83,977	91.02%	4,031	4.37%	1,693	1.83%	781	0.85%	65	0.07%	1,079	1.17%	3,977	4.31%	8,287	8.98%
79	90,952	104.15%	78,382	86.18%	5,099	5.61%	1,470	1.62%	3,941	4.33%	123	0.14%	1,119	1.23%	4,590	5.05%	12,570	13.82%
80	92,350	104.54%	65,801	71.25%	12,803	13.86%	1,098	1.19%	8,535	9.24%	81	0.09%	1,170	1.27%	7,053	7.64%	26,549	28.75%
81	91,516	104.90%	75,731	82.75%	8,673	9.48%	1,468	1.60%	3,846	4.20%	119	0.13%	1,136	1.24%	5,026	5.49%	15,785	17.25%
82	91,219	104.93%	49,224	53.96%	26,805	29.39%	1,310	1.44%	3,839	4.21%	107	0.12%	1,096	1.20%	13,338	14.62%	41,995	46.04%
83	91,341	104.58%	50,800	55.62%	10,378	11.36%	1,409	1.54%	3,006	3.29%	86	0.09%	1,022	1.12%	28,823	31.56%	40,541	44.38%
84	91,890	105.07%	73,240	79.70%	7,482	8.14%	1,866	2.03%	2,395	2.61%	118	0.13%	1,105	1.20%	10,341	11.25%	18,650	20.30%
85	90,127	103.56%	81,556	90.49%	1,810	2.01%	1,123	1.25%	2,572	2.85%	97	0.11%	1,043	1.16%	5,138	5.70%	8,571	9.51%
86	90,575	103.75%	62,892	69.44%	3,363	3.71%	1,065	1.18%	5,494	6.07%	146	0.16%	911	1.01%	20,099	22.19%	27,683	30.56%
87	91,376	105.83%	61,329	67.12%	24,353	26.65%	2,453	2.68%	875	0.96%	111	0.12%	1,345	1.47%	6,240	6.83%	30,047	32.88%
88	90,900	104.16%	83,407	91.76%	2,117	2.33%	1,736	1.91%	1,887	2.08%	84	0.09%	1,249	1.37%	4,199	4.62%	7,493	8.24%
89	93,134	104.10%	84,646	90.89%	2,663	2.86%	1,876	2.01%	1,262	1.36%	92	0.10%	1,246	1.34%	5,165	5.55%	8,488	9.11%
90	91,549	104.21%	83,474	91.18%	2,348	2.56%	1,495	1.63%	1,498	1.64%	77	0.08%	1,306	1.43%	5,205	5.69%	8,075	8.82%
91	91,350	104.05%	86,446	94.63%	1,117	1.22%	1,873	2.05%	728	0.80%	84	0.09%	1,339	1.47%	3,465	3.79%	4,904	5.37%
92	92,520	104.33%	79,038	85.43%	5,229	5.65%	4,034	4.36%	1,734	1.87%	92	0.10%	1,002	1.08%	5,400	5.84%	13,482	14.57%
93	89,410	102.96%	79,803	89.26%	3,906	4.37%	1,323	1.48%	1,354	1.51%	64	0.07%	914	1.02%	4,694	5.25%	9,607	10.74%
94	90,438	104.79%	45,697	50.53%	33,014	36.50%	1,414	1.56%	1,454	1.61%	105	0.12%	1,103	1.22%	11,982	13.25%	44,741	49.47%
95	91,439	104.40%	85,090	93.06%	1,722	1.88%	2,009	2.20%	2,240	2.45%	129	0.14%	1,432	1.57%	2,844	3.11%	6,349	6.94%
96	90,544	104.43%	82,384	90.99%	2,805	3.10%	1,830	2.02%	838	0.93%	39	0.04%	1,094	1.21%	5,563	6.14%	8,160	9.01%
97	93,159	103.85%	86,220	92.55%	2,810	3.02%	1,897	2.04%	669	0.72%	42	0.05%	1,357	1.46%	3,751	4.03%	6,939	7.45%
98	92,049	103.00%	87,889	95.48%	648	0.70%	1,644	1.79%	468	0.51%	56	0.06%	1,024	1.11%	3,084	3.35%	4,160	4.52%
99	89,375	103.69%	86,134	96.37%	791	0.89%	2,177	2.44%	538	0.60%	63	0.07%	1,107	1.24%	1,867	2.09%	3,241	3.63%
100	91,751	104.33%	87,368	95.22%	1,907	2.08%	2,364	2.58%	703	0.77%	58	0.06%	1,312	1.43%	2,010	2.19%	4,383	4.78%
101	92,604	104.45%	84,910	91.69%	2,184	2.36%	2,317	2.50%	740	0.80%	108	0.12%	1,390	1.50%	5,072	5.48%	7,694	8.31%
102	91,886	104.48%	82,415	89.69%	1,830	1.99%	2,887	3.14%	684	0.74%	81	0.09%	1,398	1.52%	6,712	7.30%	9,471	10.31%
103	93,426	104.20%	87,474	93.63%	1,121	1.20%	2,810	3.01%	1,224	1.31%	127	0.14%	1,450	1.55%	3,141	3.36%	5,952	6.37%
104	89,466	104.24%	85,215	95.25%	780	0.87%	2,769	3.10%	754	0.84%	128	0.14%	1,310	1.46%	2,307	2.58%	4,251	4.75%
105	89,541	104.04%	86,341	96.43%	743	0.83%	2,290	2.56%	591	0.66%	89	0.10%	1,203	1.34%	1,899	2.12%	3,200	3.57%
106	90,875	104.27%	87,815	96.63%	782	0.86%	3,103	3.41%	572	0.63%	86	0.09%	1,177	1.30%	1,218	1.34%	3,060	3.37%
107	92,701	106.00%	82,472	88.97%	1,659	1.79%	10,443	11.27%	785	0.85%	138	0.15%	1,119	1.21%	1,644	1.77%	10,229	11.03%
108	89,366	105.27%	80,445	90.02%	2,404	2.69%	8,128	9.10%	624	0.70%	90	0.10%	872	0.98%	1,510	1.69%	8,921	9.98%
109	89,410	105.14%	82,523	92.30%	2,516	2.81%	5,327	5.96%	842	0.94%	75	0.08%	1,075	1.20%	1,648	1.84%	6,887	7.70%
110	90,788	103.85%	86,453	95.23%	918	1.01%	2,608	2.87%	1,490	1.64%	108	0.12%	1,163	1.28%	1,545	1.70%	4,335	4.77%

RECEIVED by MSC 1/18/2022 10:30:24 PM

DISTRICT	POPTOT	PercentTot	POPWH_A	PPopWH_A	POPBL_W	PPopBL_W	POPNA_W	PPopNA_W	POPAS_W	PPopAS_W	POPPI_W	PPopPI_W	POPOT_W	PPopOT_W	PopNonW	PPopNonW
1	91,856	90.10%	21,598	23.51%	33,925	36.93%	2,066	2.25%	464	0.51%	83	0.09%	24,625	26.81%	70,258	76.49%
2	89,622	90.41%	60,517	67.52%	10,969	12.24%	874	0.98%	1,115	1.24%	67	0.07%	7,489	8.36%	29,105	32.48%
3	93,531	94.49%	49,222	52.63%	31,951	34.16%	672	0.72%	2,276	2.43%	40	0.04%	4,221	4.51%	44,309	47.37%
4	90,903	97.41%	37,645	41.41%	48,690	53.56%	468	0.51%	511	0.56%	39	0.04%	1,198	1.32%	53,258	58.59%
5	92,744	97.36%	34,411	37.10%	52,719	56.84%	609	0.66%	1,573	1.70%	56	0.06%	930	1.00%	58,333	62.90%
6	93,629	97.05%	34,222	36.55%	53,963	57.63%	524	0.56%	1,202	1.28%	51	0.05%	907	0.97%	59,407	63.45%
7	92,948	96.39%	41,874	45.05%	44,481	47.86%	613	0.66%	1,530	1.65%	68	0.07%	1,025	1.10%	51,074	54.95%
8	92,670	95.90%	39,378	42.49%	43,375	46.81%	747	0.81%	4,014	4.33%	56	0.06%	1,301	1.40%	53,292	57.51%
9	90,818	97.03%	26,201	28.85%	46,272	50.95%	547	0.60%	14,076	15.50%	55	0.06%	969	1.07%	64,617	71.15%
10	90,534	96.59%	48,702	53.79%	35,267	38.95%	504	0.56%	1,995	2.20%	48	0.05%	927	1.02%	41,832	46.21%
11	91,145	96.65%	42,553	46.69%	43,409	47.63%	476	0.52%	828	0.91%	44	0.05%	781	0.86%	48,592	53.31%
12	90,630	95.22%	42,255	46.62%	41,062	45.31%	569	0.63%	1,313	1.45%	55	0.06%	1,042	1.15%	48,375	53.38%
13	90,393	96.16%	43,517	48.14%	38,108	42.16%	525	0.58%	3,848	4.26%	44	0.05%	877	0.97%	46,876	51.86%
14	90,555	96.11%	35,885	39.63%	39,998	44.17%	559	0.62%	9,344	10.32%	48	0.05%	1,195	1.32%	54,670	60.37%
15	92,301	94.29%	76,059	82.40%	7,247	7.85%	377	0.41%	1,674	1.81%	53	0.06%	1,621	1.76%	16,242	17.60%
16	93,035	96.65%	33,035	35.51%	53,899	57.93%	672	0.72%	997	1.07%	31	0.03%	1,281	1.38%	60,000	64.49%
17	90,737	96.00%	42,052	46.34%	41,327	45.55%	665	0.73%	1,729	1.91%	27	0.03%	1,312	1.45%	48,685	53.66%
18	92,169	96.89%	34,102	37.00%	48,992	53.15%	543	0.59%	4,113	4.46%	58	0.06%	1,499	1.63%	58,067	63.00%
19	90,931	96.03%	55,646	61.20%	22,948	25.24%	334	0.37%	7,293	8.02%	34	0.04%	1,065	1.17%	35,285	38.80%
20	93,017	95.52%	70,881	76.20%	9,825	10.56%	232	0.25%	6,866	7.38%	47	0.05%	1,003	1.08%	22,136	23.80%
21	93,876	95.19%	54,234	57.77%	7,384	7.87%	305	0.32%	26,203	27.91%	40	0.04%	1,194	1.27%	39,642	42.23%
22	91,654	95.18%	78,693	85.86%	2,218	2.42%	237	0.26%	5,267	5.75%	24	0.03%	801	0.87%	12,961	14.14%
23	90,719	93.97%	65,568	72.28%	4,469	4.93%	244	0.27%	13,627	15.02%	94	0.10%	1,247	1.37%	25,151	27.72%
24	91,480	94.53%	56,810	62.10%	9,558	10.45%	367	0.40%	18,624	20.36%	35	0.04%	1,083	1.18%	34,670	37.90%
25	90,562	94.17%	59,176	65.34%	19,223	21.23%	658	0.73%	4,550	5.02%	52	0.06%	1,623	1.79%	31,386	34.66%
26	91,723	94.44%	47,393	51.67%	35,605	38.82%	756	0.82%	1,105	1.20%	68	0.07%	1,693	1.85%	44,330	48.33%
27	90,457	93.42%	78,248	86.50%	2,997	3.31%	569	0.63%	1,129	1.25%	43	0.05%	1,517	1.68%	12,209	13.50%
28	91,598	92.78%	70,492	76.96%	9,257	10.11%	445	0.49%	3,169	3.46%	41	0.04%	1,583	1.73%	21,106	23.04%
29	92,583	93.07%	68,970	74.50%	12,873	13.90%	582	0.63%	1,363	1.47%	51	0.06%	2,329	2.52%	23,613	25.50%
30	93,460	93.99%	83,089	88.90%	2,575	2.76%	391	0.42%	621	0.66%	29	0.03%	1,136	1.22%	10,371	11.10%
31	92,978	94.08%	68,856	74.06%	15,510	16.68%	537	0.58%	1,284	1.38%	44	0.05%	1,244	1.34%	24,122	25.94%
32	92,092	92.64%	50,395	54.72%	27,029	29.35%	769	0.84%	3,593	3.90%	114	0.12%	3,410	3.70%	41,697	45.28%
33	92,730	92.80%	64,685	69.76%	7,807	8.42%	456	0.49%	10,847	11.70%	86	0.09%	2,170	2.34%	28,045	30.24%
34	92,371	93.17%	80,070	86.68%	2,685	2.91%	528	0.57%	492	0.53%	19	0.02%	2,268	2.46%	12,301	13.32%
35	93,023	95.01%	84,457	90.79%	1,451	1.56%	386	0.41%	500	0.54%	34	0.04%	1,557	1.67%	8,566	9.21%
36	89,634	93.88%	76,569	85.42%	2,605	2.91%	621	0.69%	667	0.74%	26	0.03%	3,664	4.09%	13,065	14.58%
37	91,456	92.90%	73,143	79.98%	6,089	6.66%	929	1.02%	1,820	1.99%	118	0.13%	2,861	3.13%	18,313	20.02%
38	93,422	94.39%	64,414	68.95%	18,213	19.50%	624	0.67%	1,690	1.81%	50	0.05%	3,186	3.41%	29,008	31.05%
39	90,270	92.57%	75,397	83.52%	1,716	1.90%	1,121	1.24%	439	0.49%	61	0.07%	4,830	5.35%	14,873	16.48%
40	90,211	93.76%	71,388	79.13%	6,893	7.64%	437	0.48%	4,219	4.68%	31	0.03%	1,610	1.78%	18,823	20.87%
41	91,872	92.58%	56,379	61.37%	21,196	23.07%	1,019	1.11%	2,132	2.32%	65	0.07%	4,262	4.64%	35,493	38.63%
42	91,192	94.00%	79,672	87.37%	3,348	3.67%	445	0.49%	1,031	1.13%	32	0.04%	1,194	1.31%	11,520	12.63%
43	92,518	94.49%	83,262	90.00%	856	0.93%	608	0.66%	510	0.55%	25	0.03%	2,155	2.33%	9,256	10.00%
44	89,974	92.79%	62,409	69.36%	14,139	15.71%	788	0.88%	3,480	3.87%	41	0.05%	2,634	2.93%	27,565	30.64%
45	90,612	95.19%	83,020	91.62%	1,303	1.44%	493	0.54%	544	0.60%	28	0.03%	870	0.96%	7,592	8.38%
46	91,041	93.26%	70,025	76.92%	11,597	12.74%	580	0.64%	1,194	1.31%	23	0.03%	1,482	1.63%	21,016	23.08%
47	91,302	93.34%	76,784	84.10%	3,126	3.42%	345	0.38%	3,704	4.06%	81	0.09%	1,178	1.29%	14,518	15.90%
48	92,373	94.40%	77,787	84.21%	1,781	1.93%	299	0.32%	6,463	7.00%	42	0.05%	824	0.89%	14,586	15.79%
49	93,247	94.47%	76,725	82.28%	5,582	5.99%	337	0.36%	4,010	4.30%	65	0.07%	1,370	1.47%	16,522	17.72%
50	93,139	94.68%	85,800	92.12%	461	0.49%	333	0.36%	725	0.78%	103	0.11%	761	0.82%	7,339	7.88%
51	91,507	94.12%	82,396	90.04%	1,295	1.42%	321	0.35%	1,227	1.34%	28	0.03%	859	0.94%	9,111	9.96%
52	91,098	93.69%	78,955	86.67%	2,734	3.00%	353	0.39%	1,569	1.72%	33	0.04%	1,703	1.87%	12,143	13.33%
53	93,056	92.29%	41,233	44.31%	32,961	35.42%	985	1.06%	2,284	2.45%	61	0.07%	8,360	8.98%	51,823	55.69%
54	92,949	94.09%	69,591	74.87%	6,663	7.17%	307	0.33%	9,005	9.69%	50	0.05%	1,838	1.98%	23,358	25.13%
55	91,805	94.07%	68,408	74.51%	3,328	3.63%	333	0.36%	12,730	13.87%	42	0.05%	1,522	1.66%	23,397	25.49%
56	90,410	95.11%	61,821	68.38%	3,272	3.62%	239	0.26%	19,453	21.52%	49	0.05%	1,154	1.28%	28,589	31.62%
57	89,693	95.95%	67,466	75.22%	4,875	5.44%	265	0.30%	12,479	13.91%	31	0.03%	948	1.06%	22,227	24.78%
58	90,454	95.23%	71,374	78.91%	7,677	8.49%	263	0.29%	5,753	6.36%	30	0.03%	1,041	1.15%	19,080	21.09%
59	89,336	95.46%	78,301	87.65%	2,525	2.83%	222	0.25%	3,365	3.77%	32	0.04%	831	0.93%	11,035	12.35%
60	92,742	94.87%	76,496	82.48%	6,932	7.47%	235	0.25%	3,314	3.57%	33	0.04%	974	1.05%	16,246	17.52%
61	93,156	94.84%	69,550	74.66%	14,633	15.71%	380	0.41%	2,637	2.83%	34	0.04%	1,112	1.19%	23,606	25.34%
62	90,539	94.70%	70,551	77.92%	12,467	13.77%	428	0.47%	1,418	1.57%	59	0.07%	813	0.90%	19,988	22.08%
63	90,638	94.92%	81,158	89.54%	3,000	3.31%	356	0.39%	728	0.80%	23	0.03%	772	0.85%	9,480	10.46%
64	91,060	93.90%	79,737	87.57%	3,682	4.04%	496	0.54%	587	0.64%	29	0.03%	970	1.07%	11,323	12.43%
65	92,892	94.60%	82,920	89.26%	2,264	2.44%	383	0.41%	378	0.41%	69	0.07%	1,860	2.00%	9,972	10.74%
66	93,014	94.14%	82,974	89.21%	1,229	1.32%	301	0.32%	1,571	1.69%	32	0.03%	1,452	1.56%	10,040	10.79%
67	92,816	94.18%	82,406	88.78%	3,197	3.44%	490	0.53%	422	0.45%	21	0.02%	881	0.95%	10,410	11.22%
68	93,065	94.01%	78,123	83.94%	6,101	6.56%	491	0.53%	1,697	1.82%	41	0.04%	1,039	1.12%	14,942	16.06%
69	91,698	94.49%	64,293	70.11%	19,795	21.59%	595	0.65%	837	0.91%	47	0.05%	1,083	1.18%	27,405	29.89%
70	90,738	94.74%	34,241	37.74%	48,197	53.12%	940	1.04%	550	0.61%	59	0.07%	1,980	2.18%	56,497	62.26%
71	91,966	94.92%	85,044	92.47%	702	0.76%	354	0.38%	441	0.48%	48	0.05%	705	0.77%	6,922	7.53%
72	92,844	94.24%	80,267	86.45%	4,754	5.12%	345	0.37%	1,235	1.33%	36	0.04%	859	0.93%	12,577	13.55%
73	91,543	94.91%	72,493	79.19%	5,509	6.02%	373	0.41%	6,970	7.61%	69	0.08%	1,472	1.61%	19,050	20.81%
74	90,782	91.10%	56,205	61.91%	17,729	19.53%	854	0.94%	4,081	4.50%	67	0.07%	3,762	4.14%	34,577	38.09%
75	93,554	93.84%	75,609	80.82%	4,398	4.70%	439	0.47%	5,617	6.00%	40	0.04%	1,686	1.80%	17,945	19.18%
76	92,354	93.72%	73,944	80.07%	7,763	8.41%	507	0.55%	2,464	2.67%	43	0.05%	1,830	1.98%	18,410	19.93%
77	92,594	91.71%	67,188	72.56%	11,157	12.05%	845	0.91%	2,085	2.25%	87	0.09%	3,559	3.84%	25,406	27.44%
78	92,264	95.31%	82,377	89.28%	3,435	3.72%	418	0.45%	415	0.45%	37	0.04%	1,253	1.36%	9,887	10.72%
79	90,952	94.80%	76,188	83.77%	4,269	4.69%	448	0.49%	3,303	3.63%	58	0.06%	1,952	2.15%	14,764	16.23%
80	92,350	94.28%	63,481	68.74%	11,861	12.84%	560	0.61%	7,701	8.34%	49	0.05%	3,414	3.70%	28,869	31.26%
81	91,516	94.00%	73,025	79.79%	7,528	8.23%	465	0.51%	3,033	3.31%	49	0.05%	1,929	2.11%	18,491	20.21%
82	91,219	93.61%	47,816	52.42%	25,823	28.31%	995	1.09%	3,191	3.50%	84	0.09%	7,482	8.20%	43,403	47.58%
83	91,341	90.00%	51,490	56.37%	9,564	10.47%	1,581	1.73%	2,627	2.88%	69	0.08%	16,872	18.47%	39,851	43.63%
84	91,890	93.01%	71,258	77.55%	6,270	6.82%	761	0.83%	1,782	1.94%	76	0.08%	5,322	5.79%	20,632	22.45%
85	90,127	94.75%	80,012	88.78%	1,252	1.39%	287	0.32%	1,992	2.21%	33	0.04%	1,820	2.02%	10,115	11.22%
86	90,575	90.56%	64,083	70.75%	2,908	3.21%	902	1.00%	4,872	5.38%	98	0.11%	9,161	10.11%	26,492	29.25%
87	91,376	93.54%	58,641	64.18%	22,709	24.85%	1,023	1.12%	533	0.58%	62	0.07%	2,503	2.74%	32,735	35.82%
88	90,900	94.46%	81,190	89.32%	1,448	1.59%	448	0.49%	1,354	1.49%	42	0.05%	1,380	1.52%	9,710	10.68%
89	93,134	94.60%	82,753	88.85%	1,925	2.07%	567	0.61%	805	0.86%	38	0.04%	2,020	2.17%	10,381	11.15%
90	91,549	94.36%	81,282	88.79%	1,662	1.82%	413	0.45%	886	0.97%	30	0.03%	2,110	2.30%	10,267	11.21%
91	91,350	95.00%	84,170	92.14%	583	0.64%	401	0.44%	379	0.41%	58	0.06%	1,195	1.31%	7,180	7.86%
92	92,520	94.67%	77,464	83.73%	4,461	4.82%	2,541	2.75%	1,348	1.46%	75	0.08%	1,700	1.84%	15,056	16.27%
93	89,410	95.64%	79,094	88.46%	3,534	3.95%	319	0.36%	1,083	1.21%	44	0.05%	1,438	1.61%	10,316	11.54%
94	90,438	92.98%	45,474	50.28%	32,035	35.42%	755	0.83%	1,214	1.34%	75	0.08%	4,540	5.02%	44,964	49.72%
95	91,439	94.63%	82,319	90.03%	1,064	1.16%	417	0.46%	1,778	1.94%	95	0.10%	860	0.94%	9,120	9.97%
96	90,544	93.83%	80,953	89.41%	1,697	1.87%	456	0.50%	524	0.58%	17	0.02%	1,308	1.44%	9,591	10.59%
97	93,159	94.91%	84,215	90.40%	2,231	2.39%	397	0.43%	490	0.53%	16	0.02%	1,067	1.15%	8,944	9.60%
98	92,049	96.11%	86,463	93.93%	370	0.40%	350	0.38%	302	0.33%	29	0.03%	952	1.03%	5,586	6.07%
99	89,375	95.87%	83,745	93.70%	407	0.46%	545	0.61%	360	0.40%	28	0.03%	602	0.67%	5,630	6.30%
100	91,751	95.40%	84,564	92.17%	1,162	1.27%	648	0.71%	473	0.52%	37	0.04%	651	0.71%	7,187	7.83%
101	92,604	94.44%	83,233	89.88%	1,564	1.69%	633	0.68%	466	0.50%	54	0.06%	1,506	1.63%	9,371	10.12%
102	91,886	93.51%	80,628	87.75%	1,217	1.32%	1,179	1.28%	413	0.45%	43	0.05%	2,444	2.66%	11,258	12.25%
103	93,426	94.93%	84,738	90.70%	587	0.63%	1,397	1.50%	792	0.85%	65	0.07%	1,110	1.19%	8,688	9.30%
104	89,466	95.27%	82,512	92.23%	381	0.43%	997	1.11%	459	0.51%	70	0.08%	818	0.91%	6,954	7.77%
105	89,541	95.64%	83,686	93.46%	342	0.38%	576	0.64%	363	0.41%	46	0.05%	626	0.70%	5,855	6.54%
106	90,875	95.68%	84,710	93.22%	328	0.36%	1,083	1.19%	367	0.40%	45	0.05%	414	0.46%	6,165	6.78%
107	92,701	93.87%	77,837	83.97%	1,257	1.36%	6,701	7.23%	537	0.58%	87	0.09%	595	0.64%	14,864	16.03%
108	89,366	94.63%	76,583	85.70%	2,104	2.35%	5,036	5.64%	349	0.39%	46	0.05%	445	0.50%	12,783	14.30%
109	89,410	94.54%	78,763	88.09%	2,073	2.32%	2,606	2.91%	516	0.58%	65	0.07%	509	0.57%	10,647	11.91%
110	90,788	95.88%	83,818	92.32%	508	0.56%	975	1.07%	1,117	1.23%	51	0.06%	574	0.63%	6,970	7.68%

RECEIVED by MSC 1/18/2022 10:30:24 PM

DISTRICT	POPTOT	PercentTot	POPNHWH_A	PPopNHWh_A	POPNHBL_W	PPopNHBL_W	POPNHNA_W	PPopNHNA_W	POPNHAS_W	PPopNHAS_W	POPNHPI_W	PPopNHPI_W	POPNHOT_W	PPopNHOT_W	POPHISP	PPopHisp	PopNonW	PPopNonW
1	91,856	98.09%	15,422	16.79%	32,847	35.76%	522	0.57%	414	0.45%	44	0.05%	506	0.55%	40,347	43.92%	76,434	83.21%
2	89,622	95.80%	56,704	63.27%	10,525	11.74%	393	0.44%	1,065	1.19%	52	0.06%	462	0.52%	16,653	18.58%	32,918	36.73%
3	93,531	96.55%	47,867	51.18%	31,447	33.62%	397	0.42%	2,258	2.41%	23	0.02%	636	0.68%	7,678	8.21%	45,664	48.82%
4	90,903	97.72%	37,347	41.08%	48,349	53.19%	407	0.45%	497	0.55%	32	0.04%	638	0.70%	1,562	1.72%	53,556	58.92%
5	92,744	98.12%	34,016	36.68%	52,425	56.53%	561	0.60%	1,550	1.67%	49	0.05%	588	0.63%	1,815	1.96%	58,728	63.32%
6	93,629	97.75%	33,803	36.10%	53,581	57.23%	461	0.49%	1,175	1.25%	45	0.05%	563	0.60%	1,897	2.03%	59,826	63.90%
7	92,948	97.37%	41,155	44.28%	44,151	47.50%	520	0.56%	1,490	1.60%	55	0.06%	535	0.58%	2,599	2.80%	51,793	55.72%
8	92,670	96.75%	38,628	41.68%	42,994	46.39%	667	0.72%	3,972	4.29%	39	0.04%	613	0.66%	2,743	2.96%	54,042	58.32%
9	90,818	97.32%	25,849	28.46%	45,915	50.56%	492	0.54%	14,032	15.45%	50	0.06%	624	0.69%	1,425	1.57%	64,969	71.54%
10	90,534	97.72%	48,080	53.11%	34,965	38.62%	443	0.49%	1,977	2.18%	41	0.05%	455	0.50%	2,511	2.77%	42,454	46.89%
11	91,145	97.47%	42,071	46.16%	43,078	47.26%	433	0.48%	802	0.88%	37	0.04%	422	0.46%	2,000	2.19%	49,074	53.84%
12	90,630	95.91%	41,664	45.97%	40,697	44.90%	487	0.54%	1,283	1.42%	40	0.04%	529	0.58%	2,219	2.45%	48,966	54.03%
13	90,393	96.92%	42,995	47.56%	37,824	41.84%	475	0.53%	3,828	4.23%	35	0.04%	487	0.54%	1,963	2.17%	47,398	52.44%
14	90,555	96.71%	35,309	38.99%	39,675	43.81%	487	0.54%	9,302	10.27%	45	0.05%	539	0.60%	2,221	2.45%	55,246	61.01%
15	92,301	96.34%	74,654	80.88%	7,071	7.66%	268	0.29%	1,655	1.79%	39	0.04%	409	0.44%	4,831	5.23%	17,647	19.12%
16	93,035	97.50%	32,455	34.88%	53,436	57.44%	555	0.60%	966	1.04%	26	0.03%	602	0.65%	2,668	2.87%	60,580	65.12%
17	90,737	97.00%	41,338	45.56%	40,970	45.15%	583	0.64%	1,711	1.89%	24	0.03%	575	0.63%	2,812	3.10%	49,399	54.44%
18	92,169	97.71%	33,638	36.50%	48,586	52.71%	479	0.52%	4,066	4.41%	48	0.05%	744	0.81%	2,499	2.71%	58,531	63.50%
19	90,931	97.31%	55,129	60.63%	22,717	24.98%	278	0.31%	7,272	8.00%	31	0.03%	513	0.56%	2,544	2.80%	35,802	39.37%
20	93,017	96.79%	70,323	75.60%	9,699	10.43%	179	0.19%	6,844	7.36%	40	0.04%	453	0.49%	2,489	2.68%	22,694	24.40%
21	93,876	96.96%	53,576	57.07%	7,286	7.76%	231	0.25%	26,159	27.87%	35	0.04%	469	0.50%	3,266	3.48%	40,300	42.93%
22	91,654	96.81%	77,948	85.05%	2,123	2.32%	150	0.16%	5,247	5.72%	16	0.02%	329	0.36%	2,920	3.19%	13,706	14.95%
23	90,719	95.70%	64,054	70.61%	4,362	4.81%	164	0.18%	13,578	14.97%	90	0.10%	563	0.62%	4,003	4.41%	26,665	29.39%
24	91,480	96.25%	55,972	61.18%	9,365	10.24%	262	0.29%	18,582	20.31%	28	0.03%	468	0.51%	3,377	3.69%	35,508	38.82%
25	90,562	95.73%	58,079	64.13%	18,949	20.92%	522	0.58%	4,515	4.99%	34	0.04%	550	0.61%	4,044	4.47%	32,483	35.87%
26	91,723	95.68%	46,338	50.52%	35,238	38.42%	626	0.68%	1,091	1.19%	60	0.07%	557	0.61%	3,853	4.20%	45,385	49.48%
27	90,457	95.91%	76,278	84.33%	2,860	3.16%	378	0.42%	1,102	1.22%	31	0.03%	349	0.39%	5,757	6.36%	14,179	15.67%
28	91,598	95.39%	68,684	74.98%	9,087	9.92%	356	0.39%	3,148	3.44%	35	0.04%	350	0.38%	5,716	6.24%	22,914	25.02%
29	92,583	95.27%	67,100	72.48%	12,622	13.63%	430	0.46%	1,333	1.44%	43	0.05%	494	0.53%	6,184	6.68%	25,483	27.52%
30	93,460	95.47%	81,702	87.42%	2,489	2.66%	291	0.31%	614	0.66%	28	0.03%	305	0.33%	3,799	4.06%	11,758	12.58%
31	92,978	95.44%	67,635	72.74%	15,159	16.30%	448	0.48%	1,254	1.35%	36	0.04%	460	0.49%	3,748	4.03%	25,343	27.26%
32	92,092	94.70%	48,991	53.20%	26,606	28.89%	542	0.59%	3,550	3.85%	106	0.12%	813	0.88%	6,601	7.17%	43,101	46.80%
33	92,730	95.18%	63,524	68.50%	7,611	8.21%	269	0.29%	10,809	11.66%	71	0.08%	511	0.55%	5,469	5.90%	29,206	31.50%
34	92,371	95.87%	76,774	83.11%	2,455	2.66%	338	0.37%	460	0.50%	8	0.01%	314	0.34%	8,205	8.88%	15,597	16.89%
35	93,023	96.38%	83,300	89.55%	1,377	1.48%	286	0.31%	486	0.52%	29	0.03%	279	0.30%	3,903	4.20%	9,723	10.45%
36	89,634	95.60%	75,401	84.12%	2,538	2.83%	433	0.48%	658	0.73%	24	0.03%	362	0.40%	6,274	7.00%	14,233	15.88%
37	91,456	94.75%	71,684	78.38%	5,882	6.43%	742	0.81%	1,791	1.96%	110	0.12%	465	0.51%	5,983	6.54%	19,772	21.62%
38	93,422	96.26%	63,125	67.57%	17,971	19.24%	457	0.49%	1,672	1.79%	37	0.04%	466	0.50%	6,196	6.63%	30,297	32.43%
39	90,270	95.41%	73,271	81.17%	1,607	1.78%	740	0.82%	431	0.48%	43	0.05%	342	0.38%	9,692	10.74%	16,999	18.83%
40	90,211	95.46%	70,342	77.97%	6,629	7.35%	287	0.32%	4,198	4.65%	28	0.03%	508	0.56%	4,124	4.57%	19,869	22.03%
41	91,872	94.45%	54,660	59.50%	20,658	22.49%	614	0.67%	2,084	2.27%	49	0.05%	751	0.82%	7,955	8.66%	37,212	40.50%
42	91,192	95.22%	78,690	86.29%	3,228	3.54%	378	0.41%	1,017	1.12%	23	0.03%	391	0.43%	3,106	3.41%	12,502	13.71%
43	92,518	96.13%	81,814	88.43%	764	0.83%	454	0.49%	489	0.53%	21	0.02%	289	0.31%	5,105	5.52%	10,704	11.57%
44	89,974	94.59%	60,643	67.40%	13,852	15.40%	596	0.66%	3,450	3.83%	33	0.04%	534	0.59%	5,998	6.67%	29,331	32.60%
45	90,612	96.22%	81,911	90.40%	1,233	1.36%	412	0.45%	532	0.59%	24	0.03%	284	0.31%	2,795	3.08%	8,701	9.60%
46	91,041	94.70%	68,652	75.41%	11,332	12.45%	453	0.50%	1,168	1.28%	21	0.02%	390	0.43%	4,202	4.62%	22,389	24.59%
47	91,302	95.24%	75,752	82.97%	2,998	3.28%	235	0.26%	3,663	4.01%	72	0.08%	424	0.46%	3,811	4.17%	15,550	17.03%
48	92,373	95.89%	77,005	83.36%	1,713	1.85%	239	0.26%	6,431	6.96%	39	0.04%	375	0.41%	2,774	3.00%	15,368	16.64%
49	93,247	96.30%	75,830	81.32%	5,497	5.90%	266	0.29%	3,975	4.26%	60	0.06%	415	0.45%	3,758	4.03%	17,417	18.68%
50	93,139	96.06%	84,890	91.14%	441	0.47%	267	0.29%	704	0.76%	98	0.11%	261	0.28%	2,808	3.01%	8,249	8.86%
51	91,507	95.73%	81,444	89.00%	1,245	1.36%	245	0.27%	1,213	1.33%	26	0.03%	308	0.34%	3,123	3.41%	10,063	11.00%
52	91,098	95.90%	77,384	84.95%	2,596	2.85%	242	0.27%	1,530	1.68%	24	0.03%	333	0.37%	5,252	5.77%	13,714	15.05%
53	93,056	96.40%	37,975	40.81%	32,009	34.40%	524	0.56%	2,248	2.42%	48	0.05%	523	0.56%	16,376	17.60%	55,081	59.19%
54	92,949	96.25%	68,469	73.66%	6,488	6.98%	200	0.22%	8,952	9.63%	44	0.05%	518	0.56%	4,793	5.16%	24,480	26.34%
55	91,805	96.38%	67,646	73.68%	3,248	3.54%	204	0.22%	12,694	13.83%	35	0.04%	351	0.38%	4,303	4.69%	24,159	26.32%
56	90,410	96.70%	61,232	67.73%	3,181	3.52%	152	0.17%	19,430	21.49%	42	0.05%	327	0.36%	3,060	3.38%	29,178	32.27%
57	89,693	97.03%	66,921	74.61%	4,784	5.33%	203	0.23%	12,450	13.88%	28	0.03%	307	0.34%	2,332	2.60%	22,772	25.39%
58	90,454	96.34%	70,708	78.17%	7,582	8.38%	206	0.23%	5,730	6.33%	24	0.03%	437	0.48%	2,460	2.72%	19,746	21.83%
59	89,336	96.85%	77,696	86.97%	2,467	2.76%	152	0.17%	3,349	3.75%	26	0.03%	230	0.26%	2,602	2.91%	11,640	13.03%
60	92,742	96.30%	75,726	81.65%	6,826	7.36%	181	0.20%	3,285	3.54%	25	0.03%	275	0.30%	2,994	3.23%	17,016	18.35%
61	93,156	96.04%	68,778	73.83%	14,448	15.51%	304	0.33%	2,620	2.81%	31	0.03%	418	0.45%	2,870	3.08%	24,378	26.17%
62	90,539	95.79%	69,774	77.07%	12,289	13.57%	353	0.39%	1,384	1.53%	46	0.05%	317	0.35%	2,564	2.83%	20,765	22.93%
63	90,638	96.02%	80,389	88.69%	2,926	3.23%	296	0.33%	711	0.78%	20	0.02%	290	0.32%	2,399	2.65%	10,249	11.31%
64	91,060	95.24%	78,219	85.90%	3,516	3.86%	393	0.43%	571	0.63%	20	0.02%	295	0.32%	3,711	4.08%	12,841	14.10%
65	92,892	96.35%	81,712	87.96%	2,176	2.34%	259	0.28%	358	0.39%	66	0.07%	259	0.28%	4,674	5.03%	11,180	12.04%
66	93,014	96.06%	82,007	88.17%	1,165	1.25%	207	0.22%	1,551	1.67%	28	0.03%	296	0.32%	4,098	4.41%	11,007	11.83%
67	92,816	95.42%	81,074	87.35%	3,099	3.34%	400	0.43%	412	0.44%	18	0.02%	264	0.28%	3,301	3.56%	11,742	12.65%
68	93,065	95.45%	76,629	82.34%	5,957	6.40%	387	0.42%	1,672	1.80%	40	0.04%	310	0.33%	3,831	4.12%	16,436	17.66%
69	91,698	95.56%	63,049	68.76%	19,552	21.32%	486	0.53%	819	0.89%	46	0.05%	355	0.39%	3,324	3.62%	28,649	31.24%
70	90,738	95.83%	32,905	36.26%	47,671	52.54%	773	0.85%	537	0.59%	52	0.06%	596	0.66%	4,417	4.87%	57,833	63.74%
71	91,966	96.03%	83,844	91.17%	671	0.73%	287	0.31%	422	0.46%	39	0.04%	236	0.26%	2,816	3.06%	8,122	8.83%
72	92,844	95.76%	79,110	85.21%	4,643	5.00%	279	0.30%	1,222	1.32%	34	0.04%	320	0.34%	3,295	3.55%	13,734	14.79%
73	91,543	96.34%	71,141	77.71%	5,428	5.93%	278	0.30%	6,941	7.58%	66	0.07%	360	0.39%	3,976	4.34%	20,402	22.29%
74	90,782	94.29%	53,371	58.79%	16,955	18.68%	567	0.62%	4,023	4.43%	51	0.06%	625	0.69%	10,006	11.02%	37,411	41.21%
75	93,554	95.77%	74,210	79.32%	4,201	4.49%	312	0.33%	5,583	5.97%	38	0.04%	457	0.49%	4,791	5.12%	19,344	20.68%
76	92,354	95.84%	72,135	78.11%	7,463	8.08%	350	0.38%	2,422	2.62%	26	0.03%	335	0.36%	5,780	6.26%	20,219	21.89%
77	92,594	94.89%	64,342	69.49%	10,483	11.32%	516	0.56%	2,028	2.19%	68	0.07%	604	0.65%	9,822	10.61%	28,252	30.51%
78	92,264	96.63%	80,814	87.59%	3,372	3.65%	328	0.36%	408	0.44%	26	0.03%	230	0.25%	3,977	4.31%	11,450	12.41%
79	90,952	96.34%	74,930	82.38%	4,101	4.51%	328	0.36%	3,284	3.61%	50	0.05%	340	0.37%	4,590	5.05%	16,022	17.62%
80	92,350	96.27%	62,080	67.22%	11,383	12.33%	290	0.31%	7,639	8.27%	36	0.04%	423	0.46%	7,053	7.64%	30,270	32.78%
81	91,516	95.84%	71,724	78.37%	7,264	7.94%	303	0.33%	2,990	3.27%	39	0.04%	363	0.40%	5,026	5.49%	19,792	21.63%
82	91,219	96.49%	45,537	49.92%	24,853	27.25%	483	0.53%	3,133	3.43%	56	0.06%	614	0.67%	13,338	14.62%	45,682	50.08%
83	91,341	96.22%	47,115	51.58%	8,593	9.41%	394	0.43%	2,548	2.79%	36	0.04%	376	0.41%	28,823	31.56%	44,226	48.42%
84	91,890	95.63%	69,044	75.14%	5,857	6.37%	453	0.49%	1,737	1.89%	57	0.06%	387	0.42%	10,341	11.25%	22,846	24.86%
85	90,127	96.72%	78,534	87.14%	1,139	1.26%	148	0.16%	1,931	2.14%	27	0.03%	254	0.28%	5,138	5.70%	11,593	12.86%
86	90,575	96.70%	59,794	66.02%	2,446	2.70%	206	0.23%	4,657	5.14%	87	0.10%	299	0.33%	20,099	22.19%	30,781	33.98%
87	91,376	95.14%	56,574	61.91%	22,390	24.50%	775	0.85%	507	0.55%	49	0.05%	397	0.43%	6,240	6.83%	34,802	38.09%
88	90,900	96.12%	79,817	87.81%	1,373	1.51%	355	0.39%	1,322	1.45%	34	0.04%	274	0.30%	4,199	4.62%	11,083	12.19%
89	93,134	96.17%	81,021	86.99%	1,862	2.00%	446	0.48%	780	0.84%	26	0.03%	266	0.29%	5,165	5.55%	12,113	13.01%
90	91,549	96.12%	79,833	87.20%	1,531	1.67%	246	0.27%	861	0.94%	23	0.03%	297	0.32%	5,205	5.69%	11,716	12.80%
91	91,350	96.18%	82,902	90.75%	518	0.57%	333	0.36%	362	0.40%	37	0.04%	240	0.26%	3,465	3.79%	8,448	9.25%
92	92,520	96.17%	75,353	81.45%	4,314	4.66%	2,215	2.39%	1,331	1.44%	67	0.07%	295	0.32%	5,400	5.84%	17,167	18.55%
93	89,410	97.27%	77,310	86.47%	3,436	3.84%	212	0.24%	1,068	1.19%	27	0.03%	224	0.25%	4,694	5.25%	12,100	13.53%
94	90,438	96.25%	41,966	46.40%	30,832	34.09%	436	0.48%	1,169	1.29%	67	0.07%	591	0.65%	11,982	13.25%	48,472	53.60%
95	91,439	95.87%	81,252	88.86%	1,019	1.11%	358	0.39%	1,751	1.91%	84	0.09%	354	0.39%	2,844	3.11%	10,187	11.14%
96	90,544	95.87%	78,601	86.81%	1,558	1.72%	326	0.36%	516	0.57%	7	0.01%	238	0.26%	5,563	6.14%	11,943	13.19%
97	93,159	96.35%	82,768	88.85%	2,158	2.32%	314	0.34%	480	0.52%	13	0.01%	272	0.29%	3,751	4.03%	10,391	11.15%
98	92,049	97.19%	85,257	92.62%	321	0.35%	279	0.30%	291	0.32%	22	0.02%	213	0.23%	3,084	3.35%	6,792	7.38%
99	89,375	96.55%	82,996	92.86%	377	0.42%	484	0.54%	329	0.37%	22	0.02%	216	0.24%	1,867	2.09%	6,379	7.14%
100	91,751	96.09%	83,685	91.21%	1,112	1.21%	556	0.61%	461	0.50%	34	0.04%	305	0.33%	2,010	2.19%	8,066	8.79%
101	92,604	95.92%	81,036	87.51%	1,437	1.55%	501	0.54%	451	0.49%	52	0.06%	276	0.30%	5,072	5.48%	11,568	12.49%
102	91,886	95.81%	78,502	85.43%	1,156	1.26%	953	1.04%	392	0.43%	35	0.04%	285	0.31%	6,712	7.30%	13,384	14.57%
103	93,426	96.18%	83,811	89.71%	553	0.59%	1,215	1.30%	775	0.83%	51	0.05%	312	0.33%	3,141	3.36%	9,615	10.29%
104	89,466	96.11%	81,664	91.28%	337	0.38%	912	1.02%	439	0.49%	57	0.06%	270	0.30%	2,307	2.58%	7,802	8.72%
105	89,541	96.35%	82,982	92.67%	318	0.36%	484	0.54%	339	0.38%	37	0.04%	216	0.24%	1,899	2.12%	6,559	7.33%
106	90,875	96.13%	84,203	92.66%	300	0.33%	1,026	1.13%	325	0.36%	36	0.04%	253	0.28%	1,218	1.34%	6,672	7.34%
107	92,701	94.50%	77,224	83.30%	1,225	1.32%	6,574	7.09%	525	0.57%	79	0.09%	328	0.35%	1,644	1.77%	15,477	16.70%
108	89,366	95.14%	76,008	85.05%	2,043	2.29%	4,909	5.49%	331	0.37%	32	0.04%	191	0.21%	1,510	1.69%	13,358	14.95%
109	89,410	95.22%	78,151	87.41%	2,033	2.27%	2,514	2.81%	490	0.55%	42	0.05%	258	0.29%	1,648	1.84%	11,259	12.59%
110	90,788	96.52%	83,201	91.64%	479	0.53%	942	1.04%	1,112	1.22%	44	0.05%	307	0.34%	1,545	1.70%	7,587	8.36%

RECEIVED by MSC 1/18/2022 10:30:24 PM

DISTRICT	VAPTOT	PercentTot	VAPWH_A	PVAPWH_A	VAPBL_A	PVAPBL_A	VAPNA_A	PVAPNA_A	VAPAS_A	PVAPAS_A	VAPPI_A	PVAPPI_A	VAPOT_A	PVAPOT_A	VAPXX	PVAPXX	PopNonW	PPopNonW
1	65,520	100.00%	15,937	24.32%	25,259	38.55%	1,083	1.65%	268	0.41%	20	0.03%	15,412	23.52%	7,541	11.51%	49,583	75.68%
2	69,719	100.00%	49,521	71.03%	7,838	11.24%	530	0.76%	876	1.26%	41	0.06%	4,698	6.74%	6,215	8.91%	20,198	28.97%
3	66,030	100.00%	35,432	53.66%	21,851	33.09%	310	0.47%	1,840	2.79%	17	0.03%	2,646	4.01%	3,934	5.96%	30,598	46.34%
4	64,833	100.00%	25,214	38.89%	36,229	55.88%	112	0.17%	329	0.51%	9	0.01%	630	0.97%	2,310	3.56%	39,619	61.11%
5	71,629	100.00%	27,576	38.50%	39,762	55.51%	148	0.21%	1,115	1.56%	21	0.03%	534	0.75%	2,473	3.45%	44,053	61.50%
6	73,324	100.00%	28,568	38.96%	40,488	55.22%	139	0.19%	970	1.32%	11	0.02%	552	0.75%	2,596	3.54%	44,756	61.04%
7	75,856	100.00%	36,718	48.40%	33,728	44.46%	177	0.23%	1,316	1.73%	22	0.03%	656	0.86%	3,239	4.27%	39,138	51.60%
8	76,299	100.00%	34,497	45.21%	33,556	43.98%	257	0.34%	3,502	4.59%	18	0.02%	780	1.02%	3,689	4.83%	41,802	54.79%
9	66,200	100.00%	18,810	28.41%	34,354	51.89%	140	0.21%	9,745	14.72%	15	0.02%	511	0.77%	2,625	3.97%	47,390	71.59%
10	74,475	100.00%	40,184	53.96%	29,036	38.99%	150	0.20%	1,735	2.33%	23	0.03%	571	0.77%	2,776	3.73%	34,291	46.04%
11	70,700	100.00%	36,493	51.62%	30,445	43.06%	161	0.23%	675	0.95%	9	0.01%	456	0.64%	2,461	3.48%	34,207	48.38%
12	68,955	100.00%	35,597	51.62%	28,415	41.21%	216	0.31%	905	1.31%	24	0.03%	568	0.82%	3,230	4.68%	33,358	48.38%
13	69,812	100.00%	36,678	52.54%	26,931	38.58%	204	0.29%	2,742	3.93%	17	0.02%	495	0.71%	2,745	3.93%	33,134	47.46%
14	69,140	100.00%	30,232	43.73%	28,566	41.32%	232	0.34%	6,457	9.34%	19	0.03%	734	1.06%	2,900	4.19%	38,908	56.27%
15	69,652	100.00%	58,114	83.43%	5,077	7.29%	228	0.33%	1,316	1.89%	16	0.02%	1,077	1.55%	3,824	5.49%	11,538	16.57%
16	72,066	100.00%	27,788	38.56%	39,751	55.16%	232	0.32%	744	1.03%	13	0.02%	707	0.98%	2,831	3.93%	44,278	61.44%
17	71,354	100.00%	35,350	49.54%	30,443	42.66%	219	0.31%	1,389	1.95%	9	0.01%	787	1.10%	3,157	4.42%	36,004	50.46%
18	75,714	100.00%	28,685	37.89%	39,653	52.37%	154	0.20%	3,140	4.15%	33	0.04%	872	1.15%	3,177	4.20%	47,029	62.11%
19	72,930	100.00%	45,065	61.79%	18,392	25.22%	98	0.13%	5,843	8.01%	13	0.02%	653	0.90%	2,866	3.93%	27,865	38.21%
20	74,684	100.00%	57,712	77.27%	7,656	10.25%	97	0.13%	5,548	7.43%	20	0.03%	664	0.89%	2,987	4.00%	16,972	22.73%
21	71,599	100.00%	43,355	60.55%	5,691	7.95%	134	0.19%	18,648	26.05%	14	0.02%	781	1.09%	2,976	4.16%	28,244	39.45%
22	75,487	100.00%	65,913	87.32%	1,713	2.27%	129	0.17%	4,031	5.34%	9	0.01%	568	0.75%	3,124	4.14%	9,574	12.68%
23	76,266	100.00%	55,944	73.35%	3,707	4.86%	151	0.20%	11,276	14.79%	58	0.08%	993	1.30%	4,137	5.42%	20,322	26.65%
24	69,996	100.00%	45,008	64.30%	6,953	9.93%	185	0.26%	13,738	19.63%	8	0.01%	654	0.93%	3,450	4.93%	24,988	35.70%
25	73,216	100.00%	49,571	67.71%	14,465	19.76%	336	0.46%	3,650	4.99%	15	0.02%	1,052	1.44%	4,127	5.64%	23,645	32.29%
26	70,678	100.00%	38,961	55.12%	25,483	36.06%	333	0.47%	806	1.14%	13	0.02%	1,043	1.48%	4,039	5.71%	31,717	44.88%
27	73,737	100.00%	64,873	87.98%	2,196	2.98%	396	0.54%	904	1.23%	17	0.02%	1,038	1.41%	4,313	5.85%	8,864	12.02%
28	71,385	100.00%	56,386	78.99%	6,603	9.25%	288	0.40%	2,319	3.25%	10	0.01%	1,101	1.54%	4,678	6.55%	14,999	21.01%
29	72,381	100.00%	56,198	77.64%	8,637	11.93%	330	0.46%	1,020	1.41%	24	0.03%	1,590	2.20%	4,582	6.33%	16,183	22.36%
30	73,606	100.00%	66,762	90.70%	1,722	2.34%	244	0.33%	499	0.68%	15	0.02%	756	1.03%	3,608	4.90%	6,844	9.30%
31	73,558	100.00%	55,695	75.72%	11,786	16.02%	293	0.40%	954	1.30%	14	0.02%	786	1.07%	4,030	5.48%	17,863	24.28%
32	73,449	100.00%	42,957	58.49%	19,599	26.68%	347	0.47%	2,880	3.92%	63	0.09%	2,163	2.94%	5,440	7.41%	30,492	41.51%
33	74,822	100.00%	53,695	71.76%	5,884	7.86%	220	0.29%	8,728	11.67%	43	0.06%	1,447	1.93%	4,805	6.42%	21,127	28.24%
34	73,142	100.00%	64,302	87.91%	2,188	2.99%	395	0.54%	365	0.50%	11	0.02%	1,665	2.28%	4,216	5.76%	8,840	12.09%
35	71,335	100.00%	65,360	91.62%	1,215	1.70%	310	0.43%	347	0.49%	11	0.02%	972	1.36%	3,120	4.37%	5,975	8.38%
36	68,621	100.00%	60,102	87.59%	1,894	2.76%	395	0.58%	497	0.72%	5	0.01%	2,256	3.29%	3,472	5.06%	8,519	12.41%
37	71,787	100.00%	59,067	82.28%	4,512	6.29%	566	0.79%	1,453	2.02%	71	0.10%	1,810	2.52%	4,308	6.00%	12,720	17.72%
38	73,770	100.00%	53,933	73.11%	12,604	17.09%	342	0.46%	1,247	1.69%	26	0.04%	1,963	2.66%	3,655	4.95%	19,837	26.89%
39	69,482	100.00%	59,916	86.23%	1,202	1.73%	707	1.02%	313	0.45%	29	0.04%	2,977	4.28%	4,338	6.24%	9,566	13.77%
40	69,763	100.00%	56,991	81.69%	4,803	6.88%	257	0.37%	3,113	4.46%	12	0.02%	1,035	1.48%	3,552	5.09%	12,772	18.31%
41	72,876	100.00%	48,204	66.15%	14,464	19.85%	445	0.61%	1,886	2.59%	30	0.04%	2,971	4.08%	4,876	6.69%	24,672	33.85%
42	70,454	100.00%	62,767	89.09%	2,241	3.18%	309	0.44%	786	1.12%	21	0.03%	753	1.07%	3,577	5.08%	7,687	10.91%
43	70,016	100.00%	64,071	91.51%	496	0.71%	423	0.60%	368	0.53%	12	0.02%	1,469	2.10%	3,177	4.54%	5,945	8.49%
44	68,782	100.00%	50,230	73.03%	9,974	14.50%	427	0.62%	2,345	3.41%	15	0.02%	1,668	2.43%	4,123	5.99%	18,552	26.97%
45	71,054	100.00%	66,034	92.93%	825	1.16%	336	0.47%	388	0.55%	9	0.01%	573	0.81%	2,889	4.07%	5,020	7.07%
46	71,551	100.00%	56,919	79.55%	8,797	12.29%	341	0.48%	918	1.28%	10	0.01%	885	1.24%	3,681	5.14%	14,632	20.45%
47	73,378	100.00%	62,900	85.72%	2,303	3.14%	185	0.25%	3,081	4.20%	38	0.05%	747	1.02%	4,124	5.62%	10,478	14.28%
48	74,656	100.00%	63,462	85.01%	1,361	1.82%	204	0.27%	5,425	7.27%	13	0.02%	574	0.77%	3,617	4.84%	11,194	14.99%
49	74,267	100.00%	62,073	83.58%	4,362	5.87%	228	0.31%	3,096	4.17%	33	0.04%	917	1.23%	3,558	4.79%	12,194	16.42%
50	72,160	100.00%	67,169	93.08%	324	0.45%	264	0.37%	560	0.78%	60	0.08%	511	0.71%	3,272	4.53%	4,991	6.92%
51	72,488	100.00%	66,120	91.22%	921	1.27%	233	0.32%	986	1.36%	18	0.02%	556	0.77%	3,654	5.04%	6,368	8.78%
52	72,818	100.00%	64,265	88.25%	1,995	2.74%	232	0.32%	1,211	1.66%	23	0.03%	1,140	1.57%	3,952	5.43%	8,553	11.75%
53	71,476	100.00%	34,954	48.90%	23,614	33.04%	462	0.65%	1,696	2.37%	21	0.03%	5,265	7.37%	5,464	7.64%	36,522	51.10%
54	73,853	100.00%	56,349	76.30%	5,206	7.05%	176	0.24%	7,066	9.57%	23	0.03%	1,218	1.65%	3,815	5.17%	17,504	23.70%
55	71,848	100.00%	55,098	76.69%	2,552	3.55%	176	0.24%	9,448	13.15%	12	0.02%	999	1.39%	3,563	4.96%	16,750	23.31%
56	71,737	100.00%	51,314	71.53%	2,487	3.47%	93	0.13%	14,078	19.62%	23	0.03%	759	1.06%	2,983	4.16%	20,423	28.47%
57	71,864	100.00%	55,131	76.72%	3,554	4.95%	131	0.18%	9,699	13.50%	7	0.01%	604	0.84%	2,738	3.81%	16,733	23.28%
58	73,423	100.00%	59,139	80.55%	5,809	7.91%	143	0.19%	4,466	6.08%	14	0.02%	703	0.96%	3,149	4.29%	14,284	19.45%
59	70,271	100.00%	62,464	88.89%	1,831	2.61%	121	0.17%	2,518	3.58%	13	0.02%	549	0.78%	2,775	3.95%	7,807	11.11%
60	72,453	100.00%	60,859	84.00%	5,173	7.14%	125	0.17%	2,528	3.49%	20	0.03%	601	0.83%	3,147	4.34%	11,594	16.00%
61	75,006	100.00%	58,242	77.65%	10,443	13.92%	192	0.26%	2,028	2.70%	13	0.02%	698	0.93%	3,390	4.52%	16,764	22.35%
62	74,114	100.00%	59,656	80.49%	9,024	12.18%	261	0.35%	1,100	1.48%	32	0.04%	515	0.69%	3,526	4.76%	14,458	19.51%
63	72,589	100.00%	66,013	90.94%	2,109	2.91%	266	0.37%	580	0.80%	7	0.01%	494	0.68%	3,120	4.30%	6,576	9.06%
64	71,638	100.00%	64,148	89.54%	2,618	3.65%	345	0.48%	476	0.66%	10	0.01%	712	0.99%	3,329	4.65%	7,490	10.46%
65	73,184	100.00%	66,128	90.36%	1,780	2.43%	260	0.36%	278	0.38%	36	0.05%	1,261	1.72%	3,441	4.70%	7,056	9.64%
66	71,767	100.00%	65,152	90.78%	819	1.14%	180	0.25%	1,164	1.62%	15	0.02%	899	1.25%	3,538	4.93%	6,615	9.22%
67	73,721	100.00%	66,255	89.87%	2,454	3.33%	354	0.48%	304	0.41%	7	0.01%	604	0.82%	3,743	5.08%	7,466	10.13%
68	73,273	100.00%	62,606	85.44%	4,454	6.08%	292	0.40%	1,319	1.80%	16	0.02%	721	0.98%	3,865	5.27%	10,667	14.56%
69	71,476	100.00%	51,854	72.55%	14,264	19.96%	338	0.47%	637	0.89%	11	0.02%	766	1.07%	3,606	5.05%	19,622	27.45%
70	68,117	100.00%	28,088	41.23%	34,368	50.45%	359	0.53%	404	0.59%	23	0.03%	1,219	1.79%	3,656	5.37%	40,029	58.77%
71	72,963	100.00%	68,153	93.41%	480	0.66%	284	0.39%	314	0.43%	27	0.04%	508	0.70%	3,197	4.38%	4,810	6.59%
72	72,890	100.00%	63,903	87.67%	3,518	4.83%	232	0.32%	957	1.31%	12	0.02%	590	0.81%	3,678	5.05%	8,987	12.33%
73	75,397	100.00%	60,170	79.80%	4,929	6.54%	259	0.34%	5,666	7.51%	45	0.06%	1,157	1.53%	3,171	4.21%	15,227	20.20%
74	70,233	100.00%	46,322	65.95%	12,237	17.42%	459	0.65%	3,020	4.30%	34	0.05%	2,493	3.55%	5,668	8.07%	23,911	34.05%
75	75,207	100.00%	61,864	82.26%	3,280	4.36%	297	0.39%	4,620	6.14%	19	0.03%	1,186	1.58%	3,941	5.24%	13,343	17.74%
76	73,043	100.00%	60,004	82.15%	5,682	7.78%	287	0.39%	1,793	2.45%	14	0.02%	1,288	1.76%	3,975	5.44%	13,039	17.85%
77	72,106	100.00%	54,583	75.70%	7,615	10.56%	507	0.70%	1,599	2.22%	30	0.04%	2,483	3.44%	5,289	7.34%	17,523	24.30%
78	71,687	100.00%	64,261	89.64%	3,232	4.51%	290	0.40%	306	0.43%	9	0.01%	836	1.17%	2,753	3.84%	7,426	10.36%
79	67,213	100.00%	57,578	85.66%	2,826	4.20%	262	0.39%	2,356	3.51%	29	0.04%	1,260	1.87%	2,902	4.32%	9,635	14.34%
80	69,344	100.00%	49,986	72.08%	7,955	11.47%	302	0.44%	5,532	7.98%	18	0.03%	2,101	3.03%	3,450	4.98%	19,358	27.92%
81	71,975	100.00%	59,432	82.57%	5,128	7.12%	249	0.35%	2,211	3.07%	20	0.03%	1,349	1.87%	3,586	4.98%	12,543	17.43%
82	70,814	100.00%	40,912	57.77%	17,724	25.03%	487	0.69%	2,395	3.38%	37	0.05%	4,554	6.43%	4,705	6.64%	29,902	42.23%
83	67,461	100.00%	41,305	61.23%	6,147	9.11%	866	1.28%	2,028	3.01%	15	0.02%	10,452	15.49%	6,648	9.85%	26,156	38.77%
84	73,379	100.00%	59,418	80.97%	4,058	5.53%	458	0.62%	1,420	1.94%	35	0.05%	3,517	4.79%	4,473	6.10%	13,961	19.03%
85	66,158	100.00%	59,909	90.55%	776	1.17%	173	0.26%	1,442	2.18%	16	0.02%	1,196	1.81%	2,646	4.00%	6,249	9.45%
86	70,221	100.00%	52,261	74.42%	1,772	2.52%	512	0.73%	3,649	5.20%	38	0.05%	6,137	8.74%	5,852	8.33%	17,960	25.58%
87	70,829	100.00%	47,928	67.67%	16,359	23.10%	635	0.90%	386	0.54%	23	0.03%	1,550	2.19%	3,948	5.57%	22,901	32.33%
88	71,051	100.00%	64,686	91.04%	989	1.39%	295	0.42%	985	1.39%	8	0.01%	896	1.26%	3,192	4.49%	6,365	8.96%
89	71,969	100.00%	64,816	90.06%	1,487	2.07%	434	0.60%	654	0.91%	13	0.02%	1,384	1.92%	3,181	4.42%	7,153	9.94%
90	68,467	100.00%	62,090	90.69%	1,036	1.51%	251	0.37%	622	0.91%	11	0.02%	1,365	1.99%	3,092	4.52%	6,377	9.31%
91	70,036	100.00%	65,338	93.29%	332	0.47%	273	0.39%	269	0.38%	30	0.04%	816	1.17%	2,978	4.25%	4,698	6.71%
92	73,959	100.00%	62,656	84.72%	3,838	5.19%	1,738	2.35%	1,044	1.41%	23	0.03%	1,157	1.56%	3,503	4.74%	11,303	15.28%
93	72,182	100.00%	64,253	89.02%	3,067	4.25%	221	0.31%	851	1.18%	20	0.03%	1,103	1.53%	2,667	3.69%	7,929	10.98%
94	69,020	100.00%	37,664	54.57%	22,410	32.47%	396	0.57%	920	1.33%	42	0.06%	3,120	4.52%	4,468	6.47%	31,356	45.43%
95	71,873	100.00%	65,650	91.34%	734	1.02%	304	0.42%	1,346	1.87%	54	0.08%	606	0.84%	3,179	4.42%	6,223	8.66%
96	72,724	100.00%	66,283	91.14%	1,180	1.62%	313	0.43%	420	0.58%	5	0.01%	962	1.32%	3,561	4.90%	6,441	8.86%
97	73,355	100.00%	66,995	91.33%	1,734	2.36%	289	0.39%	365	0.50%	4	0.01%	755	1.03%	3,213	4.38%	6,360	8.67%
98	72,801	100.00%	68,968	94.73%	248	0.34%	249	0.34%	216	0.30%	14	0.02%	711	0.98%	2,395	3.29%	3,833	5.27%
99	72,792	100.00%	68,717	94.40%	258	0.35%	422	0.58%	273	0.38%	5	0.01%	436	0.60%	2,681	3.68%	4,075	5.60%
100	72,641	100.00%	67,458	92.86%	860	1.18%	467	0.64%	367	0.51%	11	0.02%	437	0.60%	3,041	4.19%	5,183	7.14%
101	72,534	100.00%	66,119	91.16%	1,204	1.66%	452	0.62%	326	0.45%	15	0.02%	1,015	1.40%	3,403	4.69%	6,415	8.84%
102	72,924	100.00%	65,252	89.48%	933	1.28%	883	1.21%	300	0.41%	13	0.02%	1,619	2.22%	3,924	5.38%	7,672	10.52%
103	76,458	100.00%	70,511	92.22%	361	0.47%	961	1.26%	570	0.75%	35	0.05%	789	1.03%	3,231	4.23%	5,947	7.78%
104	71,871	100.00%	67,092	93.35%	229	0.32%	725	1.01%	334	0.46%	36	0.05%	558	0.78%	2,897	4.03%	4,779	6.65%
105	72,736	100.00%	68,674	94.42%	203	0.28%	404	0.56%	243	0.33%	12	0.02%	405	0.56%	2,795	3.84%	4,062	5.58%
106	75,466	100.00%	71,064	94.17%	174	0.23%	796	1.05%	254	0.34%	15	0.02%	275	0.36%	2,888	3.83%	4,402	5.83%
107	75,875	100.00%	65,122	85.83%	1,065	1.40%	4,835	6.37%	369	0.49%	40	0.05%	423	0.56%	4,021	5.30%	10,753	14.17%
108	72,443	100.00%	63,410	87.53%	1,911	2.64%	3,351	4.63%	264	0.36%	17	0.02%	294	0.41%	3,196	4.41%	9,033	12.47%
109	73,187	100.00%	65,262	89.17%	1,904	2.60%	1,879	2.57%	394	0.54%	15	0.02%	380	0.52%	3,353	4.58%	7,925	10.83%
110	74,036	100.00%	69,033	93.24%	360	0.49%	644	0.87%	923	1.25%	23	0.03%	384	0.52%	2,669	3.61%	5,003	6.76%

RECEIVED by MSC 1/18/2022 10:30:24 PM

DISTRICT	VAPTOT	PercentTot	VAPNHWH_A	PVAPNHWH_A	VAPNHBL_A	PVAPNHBL_A	VAPNHNA_A	PVAPNHNA_A	VAPNHAS_A	PVAPNHAS_A	VAPNHPI_A	PVAPNHPI_A	VAPNHOT_A	PVAPNHOT_A	VAPHISP	PVAPHisp	VAPNHXX	PVAPNHXX	PopNonW	PPopNonW
1	65,520	100.00%	12,234	18.67%	24,914	38.03%	209	0.32%	247	0.38%	6	0.01%	268	0.41%	25,875	39.49%	1,767	2.70%	53,286	81.33%
2	69,719	100.00%	47,135	67.61%	7,694	11.04%	246	0.35%	847	1.21%	33	0.05%	219	0.31%	10,881	15.61%	2,664	3.82%	22,584	32.39%
3	66,030	100.00%	34,560	52.34%	21,669	32.82%	152	0.23%	1,831	2.77%	8	0.01%	342	0.52%	5,043	7.64%	2,425	3.67%	31,470	47.66%
4	64,833	100.00%	25,035	38.61%	36,049	55.60%	83	0.13%	327	0.50%	6	0.01%	281	0.43%	1,041	1.61%	2,011	3.10%	39,798	61.39%
5	71,629	100.00%	27,295	38.11%	39,617	55.31%	126	0.18%	1,110	1.55%	18	0.03%	310	0.43%	1,219	1.70%	1,934	2.70%	44,334	61.89%
6	73,324	100.00%	28,261	38.54%	40,275	54.93%	111	0.15%	962	1.31%	8	0.01%	332	0.45%	1,311	1.79%	2,064	2.81%	45,063	61.46%
7	75,856	100.00%	36,167	47.68%	33,596	44.29%	127	0.17%	1,297	1.71%	21	0.03%	316	0.42%	1,908	2.52%	2,424	3.20%	39,689	52.32%
8	76,299	100.00%	33,953	44.50%	33,343	43.70%	220	0.29%	3,488	4.57%	12	0.02%	323	0.42%	1,994	2.61%	2,966	3.89%	42,346	55.50%
9	66,200	100.00%	18,559	28.03%	34,193	51.65%	115	0.17%	9,719	14.68%	11	0.02%	302	0.46%	977	1.48%	2,324	3.51%	47,641	71.97%
10	74,475	100.00%	39,703	53.31%	28,888	38.79%	124	0.17%	1,728	2.32%	21	0.03%	277	0.37%	1,752	2.35%	1,982	2.66%	34,772	46.69%
11	70,700	100.00%	36,183	51.18%	30,272	42.82%	140	0.20%	657	0.93%	6	0.01%	230	0.33%	1,288	1.82%	1,924	2.72%	34,517	48.82%
12	68,955	100.00%	35,190	51.03%	28,265	40.99%	180	0.26%	884	1.28%	17	0.02%	280	0.41%	1,435	2.08%	2,704	3.92%	33,765	48.97%
13	69,812	100.00%	36,321	52.03%	26,778	38.36%	183	0.26%	2,732	3.91%	12	0.02%	238	0.34%	1,320	1.89%	2,228	3.19%	33,491	47.97%
14	69,140	100.00%	29,851	43.17%	28,425	41.11%	195	0.28%	6,434	9.31%	18	0.03%	302	0.44%	1,478	2.14%	2,437	3.52%	39,289	56.83%
15	69,652	100.00%	57,221	82.15%	4,999	7.18%	164	0.24%	1,304	1.87%	12	0.02%	249	0.36%	3,271	4.70%	2,432	3.49%	12,431	17.85%
16	72,066	100.00%	27,405	38.03%	39,577	54.92%	185	0.26%	734	1.02%	13	0.02%	293	0.41%	1,759	2.44%	2,100	2.91%	44,661	61.97%
17	71,354	100.00%	34,891	48.90%	30,277	42.43%	184	0.26%	1,381	1.94%	9	0.01%	328	0.46%	1,882	2.64%	2,402	3.37%	36,463	51.10%
18	75,714	100.00%	28,345	37.44%	39,493	52.16%	126	0.17%	3,118	4.12%	29	0.04%	423	0.56%	1,817	2.40%	2,363	3.12%	47,369	62.56%
19	72,930	100.00%	44,772	61.39%	18,311	25.11%	75	0.10%	5,834	8.00%	13	0.02%	322	0.44%	1,704	2.34%	1,899	2.60%	28,158	38.61%
20	74,684	100.00%	57,364	76.81%	7,615	10.20%	73	0.10%	5,539	7.42%	19	0.03%	329	0.44%	1,684	2.25%	2,061	2.76%	17,320	23.19%
21	71,599	100.00%	42,928	59.96%	5,647	7.89%	94	0.13%	18,616	26.00%	14	0.02%	273	0.38%	2,198	3.07%	1,829	2.55%	28,671	40.04%
22	75,487	100.00%	65,400	86.64%	1,689	2.24%	91	0.12%	4,027	5.33%	5	0.01%	214	0.28%	2,072	2.74%	1,989	2.63%	10,087	13.36%
23	76,266	100.00%	54,644	71.65%	3,647	4.78%	102	0.13%	11,247	14.75%	58	0.08%	436	0.57%	3,158	4.14%	2,974	3.90%	21,622	28.35%
24	69,996	100.00%	44,470	63.53%	6,889	9.84%	125	0.18%	13,718	19.60%	5	0.01%	271	0.39%	2,302	3.29%	2,216	3.17%	25,526	36.47%
25	73,216	100.00%	49,850	68.72%	14,364	19.62%	257	0.35%	3,630	4.96%	14	0.02%	318	0.43%	2,799	3.82%	2,984	4.08%	24,366	33.28%
26	70,678	100.00%	38,243	54.11%	25,318	35.82%	259	0.37%	803	1.14%	9	0.01%	279	0.39%	2,549	3.61%	3,218	4.55%	32,435	45.89%
27	73,737	100.00%	63,626	86.29%	2,160	2.93%	275	0.37%	893	1.21%	14	0.02%	205	0.28%	3,939	5.34%	2,625	3.56%	10,111	13.71%
28	71,385	100.00%	55,282	77.44%	6,522	9.14%	235	0.33%	2,308	3.23%	10	0.01%	194	0.27%	3,827	5.36%	3,007	4.21%	16,103	22.56%
29	72,381	100.00%	55,049	76.05%	8,561	11.83%	237	0.33%	1,010	1.40%	19	0.03%	300	0.41%	4,065	5.62%	3,140	4.34%	17,332	23.95%
30	73,606	100.00%	65,952	89.60%	1,694	2.30%	182	0.25%	494	0.67%	15	0.02%	150	0.20%	2,365	3.21%	2,754	3.74%	7,654	10.40%
31	73,558	100.00%	54,841	74.55%	11,566	15.72%	240	0.33%	944	1.28%	14	0.02%	237	0.32%	2,605	3.54%	3,111	4.23%	18,717	25.45%
32	73,449	100.00%	41,958	57.13%	19,436	26.46%	219	0.30%	2,859	3.89%	58	0.08%	440	0.60%	4,564	6.21%	3,915	5.33%	31,491	42.87%
33	74,822	100.00%	52,861	70.65%	5,806	7.76%	112	0.15%	8,715	11.65%	30	0.04%	289	0.39%	3,915	5.23%	3,094	4.14%	21,961	29.35%
34	73,142	100.00%	62,364	85.26%	2,107	2.88%	263	0.36%	359	0.49%	5	0.01%	208	0.28%	5,321	7.27%	2,515	3.44%	10,778	14.74%
35	71,335	100.00%	64,724	90.73%	1,186	1.66%	243	0.34%	346	0.49%	11	0.02%	174	0.24%	2,344	3.29%	2,307	3.23%	6,611	9.27%
36	68,621	100.00%	59,462	86.65%	1,882	2.74%	293	0.43%	495	0.72%	5	0.01%	203	0.30%	3,732	5.44%	2,549	3.71%	9,159	13.35%
37	71,787	100.00%	58,222	81.10%	4,442	6.19%	467	0.65%	1,436	2.00%	69	0.10%	265	0.37%	3,715	5.18%	3,171	4.42%	13,565	18.90%
38	73,770	100.00%	53,201	72.12%	12,516	16.97%	251	0.34%	1,242	1.68%	23	0.03%	277	0.38%	3,824	5.18%	2,436	3.30%	20,569	27.88%
39	69,482	100.00%	58,772	84.59%	1,171	1.69%	506	0.73%	310	0.45%	17	0.02%	215	0.31%	5,699	8.20%	2,792	4.02%	10,710	15.41%
40	69,763	100.00%	56,331	80.75%	4,701	6.74%	169	0.24%	3,105	4.45%	11	0.02%	251	0.36%	2,691	3.86%	2,504	3.59%	13,432	19.25%
41	72,876	100.00%	47,033	64.54%	14,294	19.61%	251	0.34%	1,849	2.54%	26	0.04%	495	0.68%	5,390	7.40%	3,538	4.85%	25,843	35.46%
42	70,454	100.00%	62,218	88.31%	2,205	3.13%	276	0.39%	780	1.11%	17	0.02%	205	0.29%	1,892	2.69%	2,861	4.06%	8,236	11.69%
43	70,016	100.00%	63,251	90.34%	453	0.65%	337	0.48%	359	0.51%	12	0.02%	181	0.26%	3,207	4.58%	2,216	3.16%	6,765	9.66%
44	68,782	100.00%	49,162	71.48%	9,865	14.34%	322	0.47%	2,330	3.39%	13	0.02%	272	0.40%	3,804	5.53%	3,014	4.38%	19,620	28.52%
45	71,054	100.00%	65,367	92.00%	809	1.14%	291	0.41%	383	0.54%	9	0.01%	182	0.26%	1,759	2.48%	2,254	3.17%	5,687	8.00%
46	71,551	100.00%	56,102	78.41%	8,709	12.17%	263	0.37%	901	1.26%	10	0.01%	179	0.25%	2,534	3.54%	2,853	3.99%	15,449	21.59%
47	73,378	100.00%	62,228	84.80%	2,250	3.07%	121	0.16%	3,057	4.17%	38	0.05%	245	0.33%	2,520	3.43%	2,919	3.98%	11,150	15.20%
48	74,656	100.00%	62,938	84.30%	1,334	1.79%	173	0.23%	5,414	7.25%	12	0.02%	267	0.36%	1,912	2.56%	2,606	3.49%	11,718	15.70%
49	74,267	100.00%	61,476	82.78%	4,321	5.82%	185	0.25%	3,075	4.14%	29	0.04%	256	0.34%	2,508	3.38%	2,417	3.25%	12,791	17.22%
50	72,160	100.00%	66,588	92.28%	316	0.44%	215	0.30%	554	0.77%	60	0.08%	187	0.26%	1,836	2.54%	2,404	3.33%	5,572	7.72%
51	72,488	100.00%	65,560	90.44%	908	1.25%	200	0.28%	980	1.35%	16	0.02%	218	0.30%	1,960	2.70%	2,646	3.65%	6,928	9.56%
52	72,818	100.00%	63,241	86.85%	1,939	2.66%	167	0.23%	1,190	1.63%	21	0.03%	207	0.28%	3,506	4.81%	2,547	3.50%	9,577	13.15%
53	71,476	100.00%	32,915	46.05%	23,291	32.59%	201	0.28%	1,679	2.35%	19	0.03%	270	0.38%	10,519	14.72%	2,582	3.61%	38,561	53.95%
54	73,853	100.00%	55,629	75.32%	5,134	6.95%	114	0.15%	7,043	9.54%	22	0.03%	308	0.42%	3,199	4.33%	2,404	3.26%	18,224	24.68%
55	71,848	100.00%	54,587	75.98%	2,523	3.51%	99	0.14%	9,425	13.12%	8	0.01%	218	0.30%	2,857	3.98%	2,131	2.97%	17,261	24.02%
56	71,737	100.00%	50,886	70.93%	2,465	3.44%	59	0.08%	14,066	19.61%	22	0.03%	180	0.25%	2,107	2.94%	1,952	2.72%	20,851	29.07%
57	71,864	100.00%	54,770	76.21%	3,512	4.89%	100	0.14%	9,688	13.48%	5	0.01%	188	0.26%	1,629	2.27%	1,972	2.74%	17,094	23.79%
58	73,423	100.00%	58,666	79.90%	5,771	7.86%	113	0.15%	4,455	6.07%	11	0.01%	257	0.35%	1,771	2.41%	2,379	3.24%	14,757	20.10%
59	70,271	100.00%	62,088	88.36%	1,815	2.58%	86	0.12%	2,516	3.58%	11	0.02%	132	0.19%	1,755	2.50%	1,868	2.66%	8,183	11.64%
60	72,453	100.00%	60,379	83.34%	5,128	7.08%	97	0.13%	2,517	3.47%	14	0.02%	141	0.19%	1,949	2.69%	2,228	3.08%	12,074	16.66%
61	75,006	100.00%	57,760	77.01%	10,375	13.83%	138	0.18%	2,020	2.69%	10	0.01%	243	0.32%	1,890	2.52%	2,570	3.43%	17,246	22.99%
62	74,114	100.00%	59,135	79.79%	8,948	12.07%	227	0.31%	1,087	1.47%	22	0.03%	204	0.28%	1,745	2.35%	2,746	3.71%	14,979	20.21%
63	72,589	100.00%	65,523	90.27%	2,077	2.86%	222	0.31%	571	0.79%	7	0.01%	170	0.23%	1,543	2.13%	2,476	3.41%	7,066	9.73%
64	71,638	100.00%	63,262	88.31%	2,551	3.56%	276	0.39%	468	0.65%	9	0.01%	182	0.25%	2,364	3.30%	2,526	3.53%	8,376	11.69%
65	73,184	100.00%	65,425	89.40%	1,749	2.39%	188	0.26%	266	0.36%	36	0.05%	177	0.24%	3,018	4.12%	2,325	3.18%	7,759	10.60%
66	71,767	100.00%	64,551	89.95%	790	1.10%	134	0.19%	1,154	1.61%	14	0.02%	178	0.25%	2,576	3.59%	2,370	3.30%	7,216	10.05%
67	73,721	100.00%	65,531	88.89%	2,416	3.28%	302	0.41%	301	0.41%	6	0.01%	168	0.23%	1,991	2.70%	3,006	4.08%	8,190	11.11%
68	73,273	100.00%	61,728	84.24%	4,399	6.00%	237	0.32%	1,305	1.78%	15	0.02%	213	0.29%	2,466	3.37%	2,910	3.97%	11,545	15.76%
69	71,476	100.00%	51,063	71.44%	14,183	19.84%	276	0.39%	626	0.88%	11	0.02%	230	0.32%	2,252	3.15%	2,835	3.97%	20,413	28.56%
70	68,117	100.00%	27,175	39.89%	34,144	50.13%	263	0.39%	400	0.59%	20	0.03%	264	0.39%	2,976	4.37%	2,875	4.22%	40,942	60.11%
71	72,963	100.00%	67,428	92.41%	466	0.64%	234	0.32%	305	0.42%	27	0.04%	140	0.19%	1,835	2.51%	2,528	3.46%	5,535	7.59%
72	72,890	100.00%	63,207	86.72%	3,490	4.79%	196	0.27%	953	1.31%	11	0.02%	194	0.27%	2,097	2.88%	2,742	3.76%	9,683	13.28%
73	75,397	100.00%	59,242	78.57%	4,898	6.50%	199	0.26%	5,655	7.50%	45	0.06%	236	0.31%	2,868	3.80%	2,254	2.99%	16,155	21.43%
74	70,233	100.00%	44,548	63.43%	11,975	17.05%	274	0.39%	3,002	4.27%	28	0.04%	304	0.43%	6,596	9.39%	3,506	4.99%	25,685	36.57%
75	75,207	100.00%	60,977	81.08%	3,203	4.26%	219	0.29%	4,601	6.12%	19	0.03%	286	0.38%	3,215	4.27%	2,687	3.57%	14,230	18.92%
76	73,043	100.00%	58,896	80.63%	5,600	7.67%	202	0.28%	1,782	2.44%	10	0.01%	207	0.28%	3,783	5.18%	2,563	3.51%	14,147	19.37%
77	72,106	100.00%	52,755	73.16%	7,390	10.25%	311	0.43%	1,574	2.18%	22	0.03%	356	0.49%	6,597	9.15%	3,101	4.30%	19,351	26.84%
78	71,687	100.00%	63,328	88.34%	3,210	4.48%	248	0.35%	305	0.43%	5	0.01%	129	0.18%	2,490	3.47%	1,972	2.75%	8,359	11.66%
79	67,213	100.00%	56,902	84.66%	2,774	4.13%	196	0.29%	2,345	3.49%	29	0.04%	205	0.31%	2,787	4.15%	1,975	2.94%	10,311	15.34%
80	69,344	100.00%	49,206	70.96%	7,822	11.28%	143	0.21%	5,509	7.94%	11	0.02%	215	0.31%	4,380	6.32%	2,058	2.97%	20,138	29.04%
81	71,975	100.00%	58,603	81.42%	5,057	7.03%	176	0.24%	2,199	3.06%	16	0.02%	190	0.26%	3,329	4.63%	2,405	3.34%	13,372	18.58%
82	70,814	100.00%	39,478	55.75%	17,408	24.58%	176	0.25%	2,387	3.37%	30	0.04%	336	0.47%	8,520	12.03%	2,479	3.50%	31,336	44.25%
83	67,461	100.00%	38,764	57.46%	5,861	8.69%	225	0.33%	2,012	2.98%	9	0.01%	192	0.28%	18,188	26.96%	2,210	3.28%	28,697	42.54%
84	73,379	100.00%	57,992	79.03%	3,931	5.36%	306	0.42%	1,399	1.91%	29	0.04%	228	0.31%	6,833	9.31%	2,661	3.63%	15,387	20.97%
85	66,158	100.00%	59,106	89.34%	737	1.11%	96	0.15%	1,427	2.16%	12	0.02%	151	0.23%	3,073	4.64%	1,556	2.35%	7,052	10.66%
86	70,221	100.00%	49,639	70.69%	1,635	2.33%	135	0.19%	3,605	5.13%	38	0.05%	194	0.28%	13,125	18.69%	1,850	2.63%	20,582	29.31%
87	70,829	100.00%	46,627	65.83%	16,250	22.94%	502	0.71%	375	0.53%	19	0.03%	196	0.28%	3,934	5.55%	2,926	4.13%	24,202	34.17%
88	71,051	100.00%	63,873	89.90%	974	1.37%	261	0.37%	974	1.37%	8	0.01%	175	0.25%	2,613	3.68%	2,173	3.06%	7,178	10.10%
89	71,969	100.00%	63,731	88.55%	1,466	2.04%	354	0.49%	643	0.89%	11	0.02%	167	0.23%	3,294	4.58%	2,303	3.20%	8,238	11.45%
90	68,467	100.00%	61,314	89.55%	1,004	1.47%	164	0.24%	609	0.89%	9	0.01%	186	0.27%	3,080	4.50%	2,101	3.07%	7,153	10.45%
91	70,036	100.00%	64,647	92.31%	310	0.44%	241	0.34%	265	0.38%	23	0.03%	150	0.21%	2,113	3.02%	2,287	3.27%	5,389	7.69%
92	73,959	100.00%	61,324	82.92%	3,780	5.11%	1,552	2.10%	1,044	1.41%	22	0.03%	182	0.25%	3,526	4.77%	2,529	3.42%	12,635	17.08%
93	72,182	100.00%	63,087	87.40%	3,033	4.20%	160	0.22%	843	1.17%	19	0.03%	144	0.20%	3,250	4.50%	1,646	2.28%	9,095	12.60%
94	69,020	100.00%	35,432	51.34%	22,028	31.92%	202	0.29%	891	1.29%	42	0.06%	326	0.47%	7,811	11.32%	2,288	3.31%	33,588	48.66%
95	71,873	100.00%	65,016	90.46%	727	1.01%	263	0.37%	1,331	1.85%	54	0.08%	247	0.34%	1,782	2.48%	2,453	3.41%	6,857	9.54%
96	72,724	100.00%	64,897	89.24%	1,123	1.54%	239	0.33%	420	0.58%	0	0.00%	157	0.22%	3,521	4.84%	2,367	3.25%	7,827	10.76%
97	73,355	100.00%	66,147	90.17%	1,708	2.33%	247	0.34%	362	0.49%	3	0.00%	153	0.21%	2,424	3.30%	2,311	3.15%	7,208	9.83%
98	72,801	100.00%	68,267	93.77%	228	0.31%	200	0.27%	213	0.29%	14	0.02%	131	0.18%	2,010	2.76%	1,738	2.39%	4,534	6.23%
99	72,792	100.00%	68,283	93.81%	251	0.34%	385	0.53%	259	0.36%	4	0.01%	147	0.20%	1,195	1.64%	2,268	3.12%	4,509	6.19%
100	72,641	100.00%	66,897	92.09%	833	1.15%	413	0.57%	360	0.50%	8	0.01%	179	0.25%	1,370	1.89%	2,581	3.55%	5,744	7.91%
101	72,534	100.00%	64,478	88.89%	1,091	1.50%	372	0.51%	323	0.45%	15	0.02%	195	0.27%	3,491	4.81%	2,569	3.54%	8,056	11.11%
102	72,924	100.00%	64,047	87.83%	912	1.25%	749	1.03%	294	0.40%	13	0.02%	171	0.23%	4,142	5.68%	2,596	3.56%	8,877	12.17%
103	76,458	100.00%	69,947	91.48%	352	0.46%	875	1.14%	560	0.73%	22	0.03%	216	0.28%	2,057	2.69%	2,429	3.18%	6,511	8.52%
104	71,871	100.00%	66,611	92.68%	216	0.30%	691	0.96%	331	0.46%	30	0.04%	193	0.27%	1,406	1.96%	2,393	3.33%	5,260	7.32%
105	72,736	100.00%	68,268	93.86%	202	0.28%	372	0.51%	238	0.33%	11	0.02%	163	0.22%	1,135	1.56%	2,347	3.23%	4,468	6.14%
106	75,466	100.00%	70,743	93.74%	166	0.22%	772	1.02%	238	0.32%	9	0.01%	172	0.23%	796	1.05%	2,570	3.41%	4,723	6.26%
107	75,875	100.00%	64,729	85.31%	1,055	1.39%	4,763	6.28%	364	0.48%	39	0.05%	220	0.29%	1,081	1.42%	3,624	4.78%	11,146	14.69%
108	72,443	100.00%	63,027	87.00%	1,896	2.62%	3,302	4.56%	260	0.36%	15	0.02%	140	0.19%	904	1.25%	2,899	4.00%	9,416	13.00%
109	73,187	100.00%	64,831	88.58%	1,888	2.58%	1,827	2.50%	388	0.53%	9	0.01%	189	0.26%	1,191	1.63%	2,864	3.91%	8,356	11.42%
110	74,036	100.00%	68,640	92.71%	338	0.46%	637	0.86%	922	1.25%	22	0.03%	182	0.25%	1,045	1.41%	2,250	3.04%	5,396	7.29%

RECEIVED by MSC 1/18/2022 10:30:24 PM

DISTRICT	VAPTOT	PercentTot	VAPWH_C	PVAPWH_C	VAPBL_C	PVAPBL_C	VAPNA_C	PVAPNA_C	VAPAS_C	PVAPAS_C	VAPPI_C	PVAPPI_C	VAPOT_C	PVAPOT_C	PopNonW	PPopNonW
1	65,520	112.26%	22,683	34.62%	26,750	40.83%	2,171	3.31%	601	0.92%	108	0.16%	21,241	32.42%	42,837	65.38%
2	69,719	109.29%	55,432	79.51%	8,688	12.46%	2,119	3.04%	1,171	1.68%	82	0.12%	8,706	12.49%	14,287	20.49%
3	66,030	106.32%	39,010	59.08%	22,803	34.53%	994	1.51%	2,641	4.00%	63	0.10%	4,690	7.10%	27,020	40.92%
4	64,833	103.90%	27,075	41.76%	37,335	57.59%	601	0.93%	952	1.47%	57	0.09%	1,344	2.07%	37,758	58.24%
5	71,629	103.78%	29,522	41.22%	40,992	57.23%	828	1.16%	1,466	2.05%	69	0.10%	1,463	2.04%	42,107	58.78%
6	73,324	103.93%	30,744	41.93%	41,764	56.96%	924	1.26%	1,299	1.77%	50	0.07%	1,423	1.94%	42,580	58.07%
7	75,856	104.67%	39,466	52.03%	35,022	46.17%	1,121	1.48%	1,808	2.38%	92	0.12%	1,889	2.49%	36,390	47.97%
8	76,299	105.24%	37,635	49.33%	35,182	46.11%	1,556	2.04%	3,983	5.22%	68	0.09%	1,873	2.45%	38,664	50.67%
9	66,200	104.35%	20,958	31.66%	35,493	53.61%	714	1.08%	10,776	16.28%	74	0.11%	1,065	1.61%	45,242	68.34%
10	74,475	104.08%	42,521	57.09%	30,206	40.56%	892	1.20%	2,107	2.83%	67	0.09%	1,721	2.31%	31,954	42.91%
11	70,700	103.70%	38,639	54.65%	31,371	44.37%	1,011	1.43%	915	1.29%	45	0.06%	1,334	1.89%	32,061	45.35%
12	68,955	105.02%	38,466	55.78%	29,602	42.93%	1,565	2.27%	1,115	1.62%	67	0.10%	1,599	2.32%	30,489	44.22%
13	69,812	104.25%	39,086	55.99%	27,965	40.06%	1,209	1.73%	3,066	4.39%	62	0.09%	1,390	1.99%	30,726	44.01%
14	69,140	104.47%	32,756	47.38%	29,721	42.99%	1,221	1.77%	6,869	9.93%	66	0.10%	1,600	2.31%	36,384	52.62%
15	69,652	105.77%	61,757	88.67%	5,659	8.12%	1,154	1.66%	1,968	2.83%	72	0.10%	3,063	4.40%	7,895	11.33%
16	72,066	104.36%	30,110	41.78%	41,034	56.94%	1,222	1.70%	1,042	1.45%	49	0.07%	1,748	2.43%	41,956	58.22%
17	71,354	104.79%	38,043	53.32%	31,690	44.41%	1,342	1.88%	1,731	2.43%	41	0.06%	1,927	2.70%	33,311	46.68%
18	75,714	104.67%	31,213	41.22%	41,245	54.47%	1,080	1.43%	3,574	4.72%	62	0.08%	2,078	2.74%	44,501	58.78%
19	72,930	104.23%	47,542	65.19%	19,308	26.47%	641	0.88%	6,388	8.76%	43	0.06%	2,096	2.87%	25,388	34.81%
20	74,684	104.20%	60,508	81.02%	8,177	10.95%	724	0.97%	6,120	8.19%	61	0.08%	2,227	2.98%	14,176	18.98%
21	71,599	104.43%	46,139	64.44%	6,157	8.60%	775	1.08%	19,142	26.74%	63	0.09%	2,493	3.48%	25,460	35.56%
22	75,487	104.35%	68,952	91.34%	2,030	2.69%	987	1.31%	4,482	5.94%	38	0.05%	2,283	3.02%	6,535	8.66%
23	76,266	105.88%	59,937	78.59%	4,499	5.90%	801	1.05%	12,604	16.53%	116	0.15%	2,795	3.66%	16,329	21.41%
24	69,996	105.21%	48,228	68.90%	7,585	10.84%	1,057	1.51%	14,281	20.40%	54	0.08%	2,436	3.48%	21,768	31.10%
25	73,216	106.02%	53,330	72.84%	15,553	21.24%	1,803	2.46%	4,062	5.55%	75	0.10%	2,802	3.83%	19,886	27.16%
26	70,678	106.12%	42,491	60.12%	26,960	38.14%	1,871	2.65%	1,169	1.65%	81	0.11%	2,431	3.44%	28,187	39.88%
27	73,737	106.14%	69,039	93.63%	2,697	3.66%	1,941	2.63%	1,179	1.60%	78	0.11%	3,331	4.52%	4,698	6.37%
28	71,385	106.81%	60,904	85.32%	7,199	10.08%	1,984	2.78%	2,623	3.67%	72	0.10%	3,466	4.86%	10,481	14.68%
29	72,381	106.73%	60,533	83.63%	9,544	13.19%	2,105	2.91%	1,285	1.78%	71	0.10%	3,712	5.13%	11,848	16.37%
30	73,606	105.11%	70,287	95.49%	2,178	2.96%	1,814	2.46%	702	0.95%	41	0.06%	2,343	3.18%	3,319	4.51%
31	73,558	105.78%	59,438	80.80%	12,769	17.36%	1,876	2.55%	1,276	1.73%	75	0.10%	2,374	3.23%	14,120	19.20%
32	73,449	108.12%	47,847	65.14%	21,583	29.39%	1,822	2.48%	3,736	5.09%	138	0.19%	4,285	5.83%	25,602	34.86%
33	74,822	106.91%	58,204	77.79%	6,943	9.28%	1,255	1.68%	9,654	12.90%	116	0.16%	3,820	5.11%	16,618	22.21%
34	73,142	106.00%	68,433	93.56%	2,672	3.65%	1,903	2.60%	601	0.82%	37	0.05%	3,883	5.31%	4,709	6.44%
35	71,335	104.57%	68,418	95.91%	1,485	2.08%	1,670	2.34%	604	0.85%	55	0.08%	2,364	3.31%	2,917	4.09%
36	68,621	105.32%	63,438	92.45%	2,487	3.62%	1,643	2.39%	715	1.04%	52	0.08%	3,940	5.74%	5,183	7.55%
37	71,787	106.34%	63,171	88.00%	5,398	7.52%	2,126	2.96%	1,758	2.45%	119	0.17%	3,768	5.25%	8,616	12.00%
38	73,770	105.21%	57,358	77.75%	13,326	18.06%	1,469	1.99%	1,534	2.08%	59	0.08%	3,866	5.24%	16,412	22.25%
39	69,482	106.55%	64,107	92.26%	1,712	2.46%	2,389	3.44%	509	0.73%	79	0.11%	5,239	7.54%	5,375	7.74%
40	69,763	105.43%	60,372	86.54%	5,596	8.02%	1,359	1.95%	3,566	5.11%	66	0.09%	2,591	3.71%	9,391	13.46%
41	72,876	107.22%	52,610	72.19%	16,347	22.43%	1,946	2.67%	2,385	3.27%	89	0.12%	4,763	6.54%	20,266	27.81%
42	70,454	105.30%	66,247	94.03%	2,849	4.04%	1,768	2.51%	1,043	1.48%	52	0.07%	2,228	3.16%	4,207	5.97%
43	70,016	104.70%	67,189	95.96%	778	1.11%	1,588	2.27%	566	0.81%	56	0.08%	3,127	4.47%	2,827	4.04%
44	68,782	106.38%	54,109	78.67%	11,287	16.41%	1,845	2.68%	2,630	3.82%	75	0.11%	3,222	4.68%	14,673	21.33%
45	71,054	104.20%	68,839	96.88%	1,200	1.69%	1,668	2.35%	561	0.79%	44	0.06%	1,729	2.43%	2,215	3.12%
46	71,551	105.40%	60,413	84.43%	9,790	13.68%	1,730	2.42%	1,129	1.58%	55	0.08%	2,296	3.21%	11,138	15.57%
47	73,378	105.92%	66,818	91.06%	3,022	4.12%	1,367	1.86%	3,810	5.19%	99	0.13%	2,608	3.55%	6,560	8.94%
48	74,656	105.08%	66,976	89.71%	1,766	2.37%	1,393	1.87%	5,998	8.03%	48	0.06%	2,268	3.04%	7,680	10.29%
49	74,267	104.98%	65,512	88.21%	4,791	6.45%	1,269	1.71%	3,561	4.79%	76	0.10%	2,759	3.71%	8,755	11.79%
50	72,160	104.66%	70,385	97.54%	515	0.71%	1,645	2.28%	843	1.17%	109	0.15%	2,025	2.81%	1,775	2.46%
51	72,488	105.22%	69,698	96.15%	1,215	1.68%	1,564	2.16%	1,323	1.83%	52	0.07%	2,423	3.34%	2,790	3.85%
52	72,818	105.63%	68,125	93.56%	2,442	3.35%	1,505	2.07%	1,593	2.19%	44	0.06%	3,211	4.41%	4,693	6.44%
53	71,476	108.11%	39,868	55.78%	25,083	35.09%	1,693	2.37%	1,998	2.80%	81	0.11%	8,549	11.96%	31,608	44.22%
54	73,853	105.46%	59,957	81.18%	5,862	7.94%	1,105	1.50%	7,633	10.34%	54	0.07%	3,274	4.43%	13,896	18.82%
55	71,848	105.13%	58,512	81.44%	2,955	4.11%	954	1.33%	9,936	13.83%	55	0.08%	3,125	4.35%	13,336	18.56%
56	71,737	104.35%	54,150	75.48%	2,885	4.02%	813	1.13%	14,660	20.44%	58	0.08%	2,295	3.20%	17,587	24.52%
57	71,864	103.98%	57,715	80.31%	3,905	5.43%	728	1.01%	10,478	14.58%	53	0.07%	1,842	2.56%	14,149	19.69%
58	73,423	104.51%	62,134	84.62%	6,334	8.63%	1,045	1.42%	5,130	6.99%	70	0.10%	2,019	2.75%	11,289	15.38%
59	70,271	104.13%	65,143	92.70%	2,110	3.00%	859	1.22%	2,965	4.22%	53	0.08%	2,040	2.90%	5,128	7.30%
60	72,453	104.53%	63,874	88.16%	5,669	7.82%	1,014	1.40%	2,910	4.02%	46	0.06%	2,225	3.07%	8,579	11.84%
61	75,006	104.76%	61,385	81.84%	11,355	15.14%	1,290	1.72%	2,442	3.26%	55	0.07%	2,046	2.73%	13,621	18.16%
62	74,114	104.94%	62,963	84.95%	9,773	13.19%	1,569	2.12%	1,494	2.02%	79	0.11%	1,897	2.56%	11,151	15.05%
63	72,589	104.45%	69,049	95.12%	2,536	3.49%	1,502	2.07%	880	1.21%	36	0.05%	1,817	2.50%	3,540	4.88%
64	71,638	104.87%	67,390	94.07%	3,222	4.50%	1,653	2.31%	704	0.98%	54	0.08%	2,103	2.94%	4,248	5.93%
65	73,184	104.85%	69,489	94.95%	2,096	2.86%	1,573	2.15%	455	0.62%	61	0.08%	3,056	4.18%	3,695	5.05%
66	71,767	105.16%	68,598	95.58%	1,164	1.62%	1,385	1.93%	1,483	2.07%	36	0.05%	2,804	3.91%	3,169	4.42%
67	73,721	105.26%	69,927	94.85%	2,851	3.87%	2,076	2.82%	517	0.70%	46	0.06%	2,182	2.96%	3,794	5.15%
68	73,273	105.48%	66,310	90.50%	5,131	7.00%	1,827	2.49%	1,619	2.21%	64	0.09%	2,338	3.19%	6,963	9.50%
69	71,476	105.31%	55,244	77.29%	15,136	21.18%	1,832	2.56%	876	1.23%	43	0.06%	2,141	3.00%	16,232	22.71%
70	68,117	105.82%	31,216	45.83%	36,095	52.99%	1,734	2.55%	605	0.89%	74	0.11%	2,357	3.46%	36,901	54.17%
71	72,963	104.57%	71,297	97.72%	756	1.04%	1,717	2.35%	522	0.72%	88	0.12%	1,921	2.63%	1,666	2.28%
72	72,890	105.29%	67,461	92.55%	4,057	5.57%	1,734	2.38%	1,298	1.78%	49	0.07%	2,146	2.94%	5,429	7.45%
73	75,397	104.41%	63,231	83.86%	5,453	7.23%	1,198	1.59%	6,176	8.19%	91	0.12%	2,571	3.41%	12,166	16.14%
74	70,233	108.67%	51,544	73.39%	14,146	20.14%	1,993	2.84%	3,447	4.91%	100	0.14%	5,091	7.25%	18,689	26.61%
75	75,207	105.52%	65,643	87.28%	4,030	5.36%	1,425	1.89%	5,174	6.88%	75	0.10%	3,008	4.00%	9,564	12.72%
76	73,043	105.74%	63,767	87.30%	6,519	8.92%	1,639	2.24%	2,084	2.85%	79	0.11%	3,149	4.31%	9,276	12.70%
77	72,106	107.83%	59,521	82.55%	8,986	12.46%	1,948	2.70%	2,022	2.80%	107	0.15%	5,165	7.16%	12,585	17.45%
78	71,687	104.01%	66,961	93.41%	3,542	4.94%	1,365	1.90%	477	0.67%	57	0.08%	2,157	3.01%	4,726	6.59%
79	67,213	104.59%	60,352	89.79%	3,349	4.98%	1,156	1.72%	2,657	3.95%	91	0.14%	2,691	4.00%	6,861	10.21%
80	69,344	105.24%	53,108	76.59%	8,850	12.76%	1,063	1.53%	5,975	8.62%	62	0.09%	3,923	5.66%	16,236	23.41%
81	71,975	105.31%	62,821	87.28%	5,948	8.26%	1,250	1.74%	2,678	3.72%	90	0.13%	3,008	4.18%	9,154	12.72%
82	70,814	107.07%	45,027	63.58%	19,278	27.22%	1,504	2.12%	2,859	4.04%	102	0.14%	7,053	9.96%	25,787	36.42%
83	67,461	110.33%	47,388	70.25%	7,371	10.93%	2,034	3.02%	2,360	3.50%	80	0.12%	15,198	22.53%	20,073	29.75%
84	73,379	106.47%	63,650	86.74%	5,032	6.86%	1,720	2.34%	1,869	2.55%	98	0.13%	5,754	7.84%	9,729	13.26%
85	66,158	104.16%	62,468	94.42%	1,096	1.66%	884	1.34%	1,689	2.55%	86	0.13%	2,688	4.06%	3,690	5.58%
86	70,221	108.61%	57,825	82.35%	2,333	3.32%	1,448	2.06%	4,093	5.83%	107	0.15%	10,463	14.90%	12,396	17.65%
87	70,829	105.86%	51,608	72.86%	17,394	24.56%	2,066	2.92%	631	0.89%	73	0.10%	3,206	4.53%	19,221	27.14%
88	71,051	104.68%	67,810	95.44%	1,348	1.90%	1,363	1.92%	1,249	1.76%	54	0.08%	2,553	3.59%	3,241	4.56%
89	71,969	104.58%	67,936	94.40%	1,909	2.65%	1,536	2.13%	924	1.28%	59	0.08%	2,900	4.03%	4,033	5.60%
90	68,467	104.75%	65,095	95.07%	1,445	2.11%	1,194	1.74%	932	1.36%	54	0.08%	2,997	4.38%	3,372	4.93%
91	70,036	104.42%	68,261	97.47%	615	0.88%	1,494	2.13%	448	0.64%	65	0.09%	2,250	3.21%	1,775	2.53%
92	73,959	104.94%	66,031	89.28%	4,417	5.97%	3,193	4.32%	1,314	1.78%	73	0.10%	2,584	3.49%	7,928	10.72%
93	72,182	103.83%	66,856	92.62%	3,306	4.58%	1,092	1.51%	1,023	1.42%	45	0.06%	2,628	3.64%	5,326	7.38%
94	69,020	106.83%	41,748	60.49%	23,772	34.44%	1,463	2.12%	1,136	1.65%	79	0.11%	5,536	8.02%	27,272	39.51%
95	71,873	104.61%	68,779	95.70%	1,065	1.48%	1,584	2.20%	1,586	2.21%	91	0.13%	2,078	2.89%	3,094	4.30%
96	72,724	105.08%	69,790	95.97%	1,717	2.36%	1,579	2.17%	629	0.86%	24	0.03%	2,682	3.69%	2,934	4.03%
97	73,355	104.47%	70,150	95.63%	2,021	2.76%	1,559	2.13%	466	0.64%	28	0.04%	2,410	3.29%	3,205	4.37%
98	72,801	103.41%	71,318	97.96%	398	0.55%	1,307	1.80%	313	0.43%	40	0.05%	1,909	2.62%	1,483	2.04%
99	72,792	103.89%	71,365	98.04%	478	0.66%	1,795	2.47%	418	0.57%	34	0.05%	1,534	2.11%	1,427	1.96%
100	72,641	104.46%	70,424	96.95%	1,273	1.75%	1,914	2.63%	586	0.81%	46	0.06%	1,641	2.26%	2,217	3.05%
101	72,534	104.92%	69,427	95.72%	1,584	2.18%	1,888	2.60%	512	0.71%	72	0.10%	2,619	3.61%	3,107	4.28%
102	72,924	105.62%	69,119	94.78%	1,239	1.70%	2,400	3.29%	497	0.68%	49	0.07%	3,717	5.10%	3,805	5.22%
103	76,458	104.38%	73,658	96.34%	679	0.89%	2,169	2.84%	817	1.07%	75	0.10%	2,412	3.15%	2,800	3.66%
104	71,871	104.26%	69,921	97.29%	485	0.67%	2,117	2.95%	540	0.75%	93	0.13%	1,776	2.47%	1,950	2.71%
105	72,736	104.06%	71,407	98.17%	417	0.57%	1,829	2.51%	408	0.56%	66	0.09%	1,564	2.15%	1,329	1.83%
106	75,466	103.98%	73,874	97.89%	427	0.57%	2,381	3.16%	440	0.58%	77	0.10%	1,273	1.69%	1,592	2.11%
107	75,875	105.49%	69,042	90.99%	1,332	1.76%	7,537	9.93%	570	0.75%	138	0.18%	1,421	1.87%	6,833	9.01%
108	72,443	104.64%	66,545	91.86%	2,123	2.93%	5,497	7.59%	459	0.63%	77	0.11%	1,102	1.52%	5,898	8.14%
109	73,187	104.74%	68,538	93.65%	2,145	2.93%	3,869	5.29%	639	0.87%	55	0.08%	1,407	1.92%	4,649	6.35%
110	74,036	103.80%	71,643	96.77%	627	0.85%	1,888	2.55%	1,222	1.65%	74	0.10%	1,394	1.88%	2,393	3.23%

RECEIVED by MSC 1/18/2022 10:30:24 PM

DISTRICT	VAPTOT	PercentTot	VAPNHWH_C	PVAPNHWH_C	VAPNHBL_C	PVAPNHBL_C	VAPNHNA_C	PVAPNHNA_C	VAPNHAS_C	PVAPNHAS_C	VAPNHPI_C	PVAPNHPI_C	VAPNHOT_C	PVAPNHOT_C	VAPHISP	PVAPHisp	PopNonW	PPopNonW
1	65,520	103.09%	13,664	20.85%	26,018	39.71%	757	1.16%	540	0.82%	82	0.13%	610	0.93%	25,875	39.49%	51,856	79.15%
2	69,719	104.05%	49,662	71.23%	8,392	12.04%	1,593	2.28%	1,114	1.60%	63	0.09%	835	1.20%	10,881	15.61%	20,057	28.77%
3	66,030	103.89%	36,757	55.67%	22,470	34.03%	730	1.11%	2,603	3.94%	43	0.07%	953	1.44%	5,043	7.64%	29,273	44.33%
4	64,833	103.38%	26,645	41.10%	37,091	57.21%	512	0.79%	939	1.45%	50	0.08%	749	1.16%	1,041	1.61%	38,188	58.90%
5	71,629	102.95%	28,738	40.12%	40,782	56.94%	744	1.04%	1,444	2.02%	65	0.09%	752	1.05%	1,219	1.70%	42,891	59.88%
6	73,324	103.09%	29,956	40.85%	41,455	56.54%	814	1.11%	1,271	1.73%	45	0.06%	736	1.00%	1,311	1.79%	43,368	59.15%
7	75,856	103.48%	38,175	50.33%	34,791	45.86%	958	1.26%	1,758	2.32%	81	0.11%	828	1.09%	1,908	2.52%	37,681	49.67%
8	76,299	104.17%	36,434	47.75%	34,847	45.67%	1,410	1.85%	3,940	5.16%	51	0.07%	803	1.05%	1,994	2.61%	39,865	52.25%
9	66,200	103.84%	20,465	30.91%	35,242	53.24%	641	0.97%	10,739	16.22%	64	0.10%	612	0.92%	977	1.48%	45,735	69.09%
10	74,475	102.92%	41,318	55.48%	29,950	40.21%	786	1.06%	2,080	2.79%	62	0.08%	699	0.94%	1,752	2.35%	33,157	44.52%
11	70,700	102.89%	37,830	53.51%	31,139	44.04%	945	1.34%	884	1.25%	39	0.06%	621	0.88%	1,288	1.82%	32,870	46.49%
12	68,955	104.16%	37,599	54.53%	29,356	42.57%	1,435	2.08%	1,073	1.56%	48	0.07%	880	1.28%	1,435	2.08%	31,356	45.47%
13	69,812	103.43%	38,244	54.78%	27,757	39.76%	1,109	1.59%	3,039	4.35%	53	0.08%	688	0.99%	1,320	1.89%	31,568	45.22%
14	69,140	103.73%	31,958	46.22%	29,515	42.69%	1,111	1.61%	6,822	9.87%	59	0.09%	777	1.12%	1,478	2.14%	37,182	53.78%
15	69,652	103.66%	59,523	85.46%	5,506	7.91%	979	1.41%	1,944	2.79%	60	0.09%	916	1.32%	3,271	4.70%	10,129	14.54%
16	72,066	103.25%	29,101	40.38%	40,749	56.54%	1,055	1.46%	1,001	1.39%	45	0.06%	695	0.96%	1,759	2.44%	42,965	59.62%
17	71,354	103.66%	36,901	51.72%	31,426	44.04%	1,214	1.70%	1,713	2.40%	38	0.05%	791	1.11%	1,882	2.64%	34,453	48.28%
18	75,714	103.46%	30,199	39.89%	40,907	54.03%	945	1.25%	3,522	4.65%	47	0.06%	894	1.18%	1,817	2.40%	45,515	60.11%
19	72,930	102.85%	46,390	63.61%	19,111	26.20%	559	0.77%	6,361	8.72%	40	0.05%	842	1.15%	1,704	2.34%	26,540	36.39%
20	74,684	102.88%	59,288	79.39%	8,069	10.80%	640	0.86%	6,093	8.16%	58	0.08%	1,000	1.34%	1,684	2.25%	15,396	20.61%
21	71,599	102.70%	44,604	62.30%	6,053	8.45%	633	0.88%	19,086	26.66%	57	0.08%	899	1.26%	2,198	3.07%	26,995	37.70%
22	75,487	102.75%	67,337	89.20%	1,940	2.57%	873	1.16%	4,463	5.91%	28	0.04%	848	1.12%	2,072	2.74%	8,150	10.80%
23	76,266	104.24%	57,508	75.40%	4,364	5.72%	665	0.87%	12,544	16.45%	111	0.15%	1,148	1.51%	3,158	4.14%	18,758	24.60%
24	69,996	103.34%	46,524	66.47%	7,419	10.60%	900	1.29%	14,245	20.35%	47	0.07%	896	1.28%	2,302	3.29%	23,472	33.53%
25	73,216	104.35%	51,558	70.42%	15,347	20.96%	1,619	2.21%	4,020	5.49%	58	0.08%	1,003	1.37%	2,799	3.82%	21,658	29.58%
26	70,678	104.84%	41,012	58.03%	26,693	37.77%	1,677	2.37%	1,152	1.63%	72	0.10%	946	1.34%	2,549	3.61%	29,666	41.97%
27	73,737	103.74%	66,158	89.72%	2,577	3.49%	1,680	2.28%	1,145	1.55%	60	0.08%	939	1.27%	3,939	5.34%	7,579	10.28%
28	71,385	104.37%	58,165	81.48%	7,053	9.88%	1,813	2.54%	2,591	3.63%	63	0.09%	990	1.39%	3,827	5.36%	13,220	18.52%
29	72,381	104.63%	58,007	80.14%	9,367	12.94%	1,874	2.59%	1,243	1.72%	59	0.08%	1,118	1.54%	4,065	5.62%	14,374	19.86%
30	73,606	103.86%	68,643	93.26%	2,105	2.86%	1,650	2.24%	686	0.93%	37	0.05%	960	1.30%	2,365	3.21%	4,963	6.74%
31	73,558	104.44%	57,729	78.48%	12,451	16.93%	1,733	2.36%	1,243	1.69%	68	0.09%	994	1.35%	2,605	3.54%	15,829	21.52%
32	73,449	105.85%	45,443	61.87%	21,210	28.88%	1,511	2.06%	3,688	5.02%	128	0.17%	1,199	1.63%	4,564	6.21%	28,006	38.13%
33	74,822	104.40%	55,740	74.50%	6,712	8.97%	992	1.33%	9,607	12.84%	99	0.13%	1,051	1.40%	3,915	5.23%	19,082	25.50%
34	73,142	103.53%	64,847	88.66%	2,504	3.42%	1,595	2.18%	576	0.79%	25	0.03%	856	1.17%	5,321	7.27%	8,295	11.34%
35	71,335	103.34%	66,994	93.91%	1,423	1.99%	1,524	2.14%	583	0.82%	45	0.06%	805	1.13%	2,344	3.29%	4,341	6.09%
36	68,621	103.87%	61,927	90.24%	2,434	3.55%	1,428	2.08%	689	1.00%	39	0.06%	1,025	1.49%	3,732	5.44%	6,694	9.76%
37	71,787	104.65%	61,262	85.34%	5,225	7.28%	1,930	2.69%	1,716	2.39%	105	0.15%	1,173	1.63%	3,715	5.18%	10,525	14.66%
38	73,770	103.46%	55,467	75.19%	13,187	17.88%	1,271	1.72%	1,506	2.04%	49	0.07%	1,017	1.38%	3,824	5.18%	18,303	24.81%
39	69,482	104.25%	61,492	88.50%	1,640	2.36%	2,037	2.93%	486	0.70%	58	0.08%	1,021	1.47%	5,699	8.20%	7,990	11.50%
40	69,763	103.81%	58,712	84.16%	5,411	7.76%	1,151	1.65%	3,543	5.08%	63	0.09%	853	1.22%	2,691	3.86%	11,051	15.84%
41	72,876	105.23%	50,227	68.92%	16,009	21.97%	1,537	2.11%	2,330	3.20%	81	0.11%	1,117	1.53%	5,390	7.40%	22,649	31.08%
42	70,454	104.22%	65,010	92.27%	2,770	3.93%	1,667	2.37%	1,025	1.45%	44	0.06%	1,018	1.44%	1,892	2.69%	5,444	7.73%
43	70,016	103.26%	65,440	93.46%	682	0.97%	1,433	2.05%	548	0.78%	52	0.07%	939	1.34%	3,207	4.58%	4,576	6.54%
44	68,782	104.66%	51,986	75.58%	11,074	16.10%	1,618	2.35%	2,594	3.77%	60	0.09%	852	1.24%	3,804	5.53%	16,796	24.42%
45	71,054	103.25%	67,567	95.09%	1,141	1.61%	1,542	2.17%	545	0.77%	32	0.05%	779	1.10%	1,759	2.48%	3,487	4.91%
46	71,551	104.17%	58,812	82.20%	9,650	13.49%	1,547	2.16%	1,096	1.53%	52	0.07%	847	1.18%	2,534	3.54%	12,739	17.80%
47	73,378	104.15%	65,001	88.58%	2,888	3.94%	1,168	1.59%	3,757	5.12%	87	0.12%	1,000	1.36%	2,520	3.43%	8,377	11.42%
48	74,656	103.61%	65,476	87.70%	1,696	2.27%	1,248	1.67%	5,953	7.97%	44	0.06%	1,024	1.37%	1,912	2.56%	9,180	12.30%
49	74,267	103.38%	63,795	85.90%	4,712	6.34%	1,152	1.55%	3,519	4.74%	70	0.09%	1,023	1.38%	2,508	3.38%	10,472	14.10%
50	72,160	103.41%	68,956	95.56%	495	0.69%	1,529	2.12%	821	1.14%	103	0.14%	883	1.22%	1,836	2.54%	3,204	4.44%
51	72,488	103.73%	68,159	94.03%	1,153	1.59%	1,445	1.99%	1,301	1.79%	50	0.07%	1,126	1.55%	1,960	2.70%	4,329	5.97%
52	72,818	103.60%	65,728	90.26%	2,328	3.20%	1,345	1.85%	1,535	2.11%	37	0.05%	961	1.32%	3,506	4.81%	7,090	9.74%
53	71,476	103.84%	35,147	49.17%	24,532	34.32%	1,187	1.66%	1,954	2.73%	67	0.09%	813	1.14%	10,519	14.72%	36,329	50.83%
54	73,853	103.42%	57,877	78.37%	5,721	7.75%	920	1.25%	7,583	10.27%	49	0.07%	1,029	1.39%	3,199	4.33%	15,976	21.63%
55	71,848	103.05%	56,609	78.79%	2,881	4.01%	777	1.08%	9,898	13.78%	46	0.06%	969	1.35%	2,857	3.98%	15,239	21.21%
56	71,737	102.82%	52,740	73.52%	2,811	3.92%	666	0.93%	14,628	20.39%	52	0.07%	756	1.05%	2,107	2.94%	18,997	26.48%
57	71,864	102.86%	56,628	78.80%	3,828	5.33%	635	0.88%	10,454	14.55%	49	0.07%	698	0.97%	1,629	2.27%	15,236	21.20%
58	73,423	103.41%	60,923	82.98%	6,246	8.51%	948	1.29%	5,112	6.96%	62	0.08%	862	1.17%	1,771	2.41%	12,500	17.02%
59	70,271	102.78%	63,886	90.91%	2,061	2.93%	768	1.09%	2,944	4.19%	47	0.07%	767	1.09%	1,755	2.50%	6,385	9.09%
60	72,453	103.19%	62,510	86.28%	5,579	7.70%	913	1.26%	2,889	3.99%	37	0.05%	888	1.23%	1,949	2.69%	9,943	13.72%
61	75,006	103.58%	60,133	80.17%	11,194	14.92%	1,165	1.55%	2,416	3.22%	49	0.07%	841	1.12%	1,890	2.52%	14,873	19.83%
62	74,114	103.83%	61,714	83.27%	9,634	13.00%	1,438	1.94%	1,457	1.97%	65	0.09%	900	1.21%	1,745	2.35%	12,400	16.73%
63	72,589	103.53%	67,923	93.57%	2,478	3.41%	1,421	1.96%	850	1.17%	33	0.05%	903	1.24%	1,543	2.13%	4,666	6.43%
64	71,638	103.67%	65,734	91.76%	3,087	4.31%	1,488	2.08%	667	0.93%	47	0.07%	879	1.23%	2,364	3.30%	5,904	8.24%
65	73,184	103.26%	67,711	92.52%	2,013	2.75%	1,396	1.91%	432	0.59%	58	0.08%	939	1.28%	3,018	4.12%	5,473	7.48%
66	71,767	103.42%	66,869	93.18%	1,089	1.52%	1,236	1.72%	1,460	2.03%	34	0.05%	957	1.33%	2,576	3.59%	4,898	6.82%
67	73,721	104.20%	68,490	92.90%	2,772	3.76%	1,917	2.60%	503	0.68%	40	0.05%	1,105	1.50%	1,991	2.70%	5,231	7.10%
68	73,273	104.11%	64,510	88.04%	5,017	6.85%	1,656	2.26%	1,592	2.17%	60	0.08%	980	1.34%	2,466	3.37%	8,763	11.96%
69	71,476	104.18%	53,723	75.16%	14,994	20.98%	1,686	2.36%	847	1.19%	40	0.06%	919	1.29%	2,252	3.15%	17,753	24.84%
70	68,117	104.57%	29,589	43.44%	35,769	52.51%	1,521	2.23%	583	0.86%	60	0.09%	730	1.07%	2,976	4.37%	38,528	56.56%
71	72,963	103.54%	69,916	95.82%	709	0.97%	1,573	2.16%	485	0.66%	69	0.09%	958	1.31%	1,835	2.51%	3,047	4.18%
72	72,890	103.93%	65,856	90.35%	3,987	5.47%	1,611	2.21%	1,278	1.75%	44	0.06%	878	1.20%	2,097	2.88%	7,034	9.65%
73	75,397	103.13%	61,411	81.45%	5,387	7.14%	1,060	1.41%	6,144	8.15%	86	0.11%	800	1.06%	2,868	3.80%	13,986	18.55%
74	70,233	105.33%	47,755	68.00%	13,599	19.36%	1,595	2.27%	3,394	4.83%	81	0.12%	956	1.36%	6,596	9.39%	22,478	32.00%
75	75,207	103.75%	63,558	84.51%	3,869	5.14%	1,227	1.63%	5,128	6.82%	70	0.09%	960	1.28%	3,215	4.27%	11,649	15.49%
76	73,043	103.69%	61,330	83.96%	6,316	8.65%	1,399	1.92%	2,047	2.80%	64	0.09%	796	1.09%	3,783	5.18%	11,713	16.04%
77	72,106	104.59%	55,686	77.23%	8,531	11.83%	1,505	2.09%	1,961	2.72%	89	0.12%	1,044	1.45%	6,597	9.15%	16,420	22.77%
78	71,687	102.85%	65,266	91.04%	3,482	4.86%	1,254	1.75%	464	0.65%	46	0.06%	728	1.02%	2,490	3.47%	6,421	8.96%
79	67,213	103.09%	58,810	87.50%	3,203	4.77%	1,010	1.50%	2,636	3.92%	86	0.13%	758	1.13%	2,787	4.15%	8,403	12.50%
80	69,344	103.12%	51,095	73.68%	8,531	12.30%	793	1.14%	5,923	8.54%	49	0.07%	736	1.06%	4,380	6.32%	18,249	26.32%
81	71,975	103.52%	60,877	84.58%	5,760	8.00%	1,051	1.46%	2,638	3.67%	75	0.10%	780	1.08%	3,329	4.63%	11,098	15.42%
82	70,814	103.77%	41,646	58.81%	18,632	26.31%	1,015	1.43%	2,811	3.97%	75	0.11%	786	1.11%	8,520	12.03%	29,168	41.19%
83	67,461	103.49%	40,842	60.54%	6,703	9.94%	1,036	1.54%	2,297	3.40%	49	0.07%	698	1.03%	18,188	26.96%	26,619	39.46%
84	73,379	103.83%	60,536	82.50%	4,754	6.48%	1,371	1.87%	1,823	2.48%	83	0.11%	792	1.08%	6,833	9.31%	12,843	17.50%
85	66,158	102.43%	60,625	91.64%	994	1.50%	707	1.07%	1,662	2.51%	77	0.12%	627	0.95%	3,073	4.64%	5,533	8.36%
86	70,221	102.77%	51,416	73.22%	2,056	2.93%	797	1.13%	3,994	5.69%	94	0.13%	684	0.97%	13,125	18.69%	18,805	26.78%
87	70,829	104.33%	49,357	69.68%	17,189	24.27%	1,794	2.53%	601	0.85%	67	0.09%	953	1.35%	3,934	5.55%	21,472	30.32%
88	71,051	103.17%	66,009	92.90%	1,297	1.83%	1,208	1.70%	1,225	1.72%	52	0.07%	896	1.26%	2,613	3.68%	5,042	7.10%
89	71,969	103.30%	66,000	91.71%	1,848	2.57%	1,371	1.90%	896	1.24%	49	0.07%	884	1.23%	3,294	4.58%	5,969	8.29%
90	68,467	103.18%	63,359	92.54%	1,359	1.98%	1,018	1.49%	897	1.31%	43	0.06%	886	1.29%	3,080	4.50%	5,108	7.46%
91	70,036	103.34%	66,908	95.53%	542	0.77%	1,354	1.93%	429	0.61%	50	0.07%	981	1.40%	2,113	3.02%	3,128	4.47%
92	73,959	103.56%	63,756	86.20%	4,311	5.83%	2,864	3.87%	1,301	1.76%	88	0.09%	766	1.04%	3,526	4.77%	10,203	13.80%
93	72,182	102.35%	64,700	89.63%	3,236	4.48%	943	1.31%	1,008	1.40%	41	0.06%	701	0.97%	3,250	4.50%	7,482	10.37%
94	69,020	103.56%	37,474	54.29%	23,182	33.59%	1,085	1.57%	1,093	1.58%	72	0.10%	758	1.10%	7,811	11.32%	31,546	45.71%
95	71,873	103.52%	67,440	93.83%	1,015	1.41%	1,468	2.04%	1,560	2.17%	86	0.12%	1,050	1.46%	1,782	2.48%	4,433	6.17%
96	72,724	103.37%	67,230	92.45%	1,622	2.23%	1,376	1.89%	616	0.85%	16	0.02%	791	1.09%	3,521	4.84%	5,494	7.55%
97	73,355	103.20%	68,426	93.28%	1,965	2.68%	1,443	1.97%	452	0.62%	24	0.03%	971	1.32%	2,424	3.30%	4,929	6.72%
98	72,801	102.42%	69,982	96.13%	345	0.47%	1,172	1.61%	304	0.42%	33	0.05%	720	0.99%	2,010	2.76%	2,819	3.87%
99	72,792	103.21%	70,531	96.89%	437	0.60%	1,685	2.31%	383	0.53%	28	0.04%	873	1.20%	1,195	1.64%	2,261	3.11%
100	72,641	103.75%	69,415	95.56%	1,212	1.67%	1,789	2.46%	549	0.76%	39	0.05%	990	1.36%	1,370	1.89%	3,226	4.44%
101	72,534	103.67%	66,976	92.34%	1,435	1.98%	1,702	2.35%	485	0.67%	64	0.09%	1,045	1.44%	3,491	4.81%	5,558	7.66%
102	72,924	103.66%	66,621	91.36%	1,166	1.60%	2,126	2.92%	449	0.62%	43	0.06%	1,048	1.44%	4,142	5.68%	6,303	8.64%
103	76,458	103.28%	72,316	94.58%	639	0.84%	2,018	2.64%	794	1.04%	58	0.08%	1,082	1.42%	2,057	2.69%	4,142	5.42%
104	71,871	103.47%	68,963	95.95%	442	0.61%	2,012	2.80%	518	0.72%	78	0.11%	949	1.32%	1,406	1.96%	2,908	4.05%
105	72,736	103.38%	70,590	97.05%	387	0.53%	1,711	2.35%	377	0.52%	53	0.07%	944	1.30%	1,135	1.56%	2,146	2.95%
106	75,466	103.53%	73,255	97.07%	402	0.53%	2,315	3.07%	395	0.52%	63	0.08%	905	1.20%	796	1.05%	2,211	2.93%
107	75,875	104.92%	68,262	89.97%	1,309	1.73%	7,411	9.77%	554	0.73%	122	0.16%	870	1.15%	1,081	1.42%	7,613	10.03%
108	72,443	104.16%	65,888	90.95%	2,072	2.86%	5,392	7.44%	434	0.60%	65	0.09%	700	0.97%	904	1.25%	6,555	9.05%
109	73,187	104.01%	67,639	92.42%	2,102	2.87%	3,767	5.15%	615	0.84%	34	0.05%	774	1.06%	1,191	1.63%	5,548	7.58%
110	74,036	103.17%	70,842	95.69%	573	0.77%	1,837	2.48%	1,192	1.61%	62	0.08%	834	1.13%	1,045	1.41%	3,194	4.31%

RECEIVED by MSC 1/18/2022 10:30:24 PM

DISTRICT	VAPTOT	PercentTot	VAPWH_A	PVAPWH_A	VAPBL_W	PVAPBL_W	VAPNA_W	PVAPNA_W	VAPAS_W	PVAPAS_W	VAPPI_W	PVAPPI_W	VAPOT_W	PVAPOT_W	PopNonW	PPopNonW
1	65,520	90.95%	15,937	24.32%	25,826	39.42%	1,471	2.25%	360	0.55%	52	0.08%	15,942	24.33%	49,583	75.68%
2	69,719	91.97%	49,521	71.03%	8,042	11.53%	684	0.98%	911	1.31%	53	0.08%	4,907	7.04%	20,198	28.97%
3	66,030	95.15%	35,432	53.66%	22,165	33.57%	482	0.73%	1,892	2.87%	34	0.05%	2,822	4.27%	30,598	46.34%
4	64,833	97.83%	25,214	38.89%	36,653	56.53%	375	0.58%	368	0.57%	25	0.04%	793	1.22%	39,619	61.11%
5	71,629	98.04%	27,576	38.50%	40,255	56.20%	468	0.65%	1,209	1.69%	40	0.06%	679	0.95%	44,053	61.50%
6	73,324	97.62%	28,568	38.96%	40,886	55.76%	393	0.54%	1,042	1.42%	31	0.04%	660	0.90%	44,756	61.04%
7	75,856	97.04%	36,718	48.40%	34,175	45.05%	498	0.66%	1,381	1.82%	53	0.07%	783	1.03%	39,138	51.60%
8	76,299	96.62%	34,497	45.21%	34,053	44.63%	596	0.78%	3,588	4.70%	42	0.06%	944	1.24%	41,802	54.79%
9	66,200	97.49%	18,810	28.41%	34,732	52.47%	385	0.58%	9,900	14.95%	36	0.05%	675	1.02%	47,390	71.59%
10	74,475	97.47%	40,184	53.96%	29,446	39.54%	414	0.56%	1,799	2.42%	39	0.05%	709	0.95%	34,291	46.04%
11	70,700	97.43%	36,493	51.62%	30,735	43.47%	371	0.52%	718	1.02%	21	0.03%	544	0.77%	34,207	48.38%
12	68,955	96.37%	35,597	51.62%	28,737	41.68%	438	0.64%	944	1.37%	46	0.07%	689	1.00%	33,358	48.38%
13	69,812	97.05%	36,678	52.54%	27,235	39.01%	401	0.57%	2,820	4.04%	32	0.05%	586	0.84%	33,134	47.46%
14	69,140	96.91%	30,232	43.73%	28,878	41.77%	443	0.64%	6,553	9.48%	40	0.06%	856	1.24%	38,908	56.27%
15	69,652	95.04%	58,114	83.43%	5,225	7.50%	302	0.43%	1,366	1.96%	41	0.06%	1,146	1.65%	11,538	16.57%
16	72,066	97.51%	27,788	38.56%	40,226	55.82%	526	0.73%	820	1.14%	26	0.04%	889	1.23%	44,278	61.44%
17	71,354	96.89%	35,350	49.54%	30,866	43.26%	506	0.71%	1,442	2.02%	20	0.03%	950	1.33%	36,004	50.46%
18	75,714	97.53%	28,685	37.89%	40,258	53.17%	444	0.59%	3,276	4.33%	50	0.07%	1,133	1.50%	47,029	62.11%
19	72,930	97.15%	45,065	61.79%	18,749	25.71%	260	0.36%	5,940	8.14%	25	0.03%	812	1.11%	27,865	38.21%
20	74,684	96.52%	57,712	77.27%	7,799	10.44%	175	0.23%	5,617	7.52%	36	0.05%	749	1.00%	16,972	22.73%
21	71,599	96.40%	43,355	60.55%	5,828	8.14%	241	0.34%	18,711	26.13%	30	0.04%	858	1.20%	28,244	39.45%
22	75,487	96.10%	65,913	87.32%	1,777	2.35%	157	0.21%	4,062	5.38%	14	0.02%	617	0.82%	9,574	12.68%
23	76,266	94.96%	55,944	73.35%	3,802	4.99%	189	0.25%	11,342	14.87%	87	0.11%	1,057	1.39%	20,322	26.65%
24	69,996	95.75%	45,008	64.30%	7,128	10.18%	278	0.40%	13,818	19.74%	24	0.03%	765	1.09%	24,988	35.70%
25	73,216	95.38%	49,571	67.71%	14,771	20.17%	516	0.70%	3,729	5.09%	41	0.06%	1,208	1.65%	23,645	32.29%
26	70,678	95.76%	38,961	55.12%	25,941	36.70%	609	0.86%	914	1.29%	44	0.06%	1,214	1.72%	31,717	44.88%
27	73,737	94.57%	64,873	87.98%	2,302	3.12%	462	0.63%	941	1.28%	39	0.05%	1,115	1.51%	8,864	12.02%
28	71,385	93.91%	56,386	78.99%	6,736	9.44%	358	0.50%	2,358	3.30%	27	0.04%	1,170	1.64%	14,999	21.01%
29	72,381	94.36%	56,198	77.64%	8,846	12.22%	450	0.62%	1,058	1.46%	33	0.05%	1,714	2.37%	16,183	22.36%
30	73,606	95.33%	66,762	90.70%	1,790	2.43%	289	0.39%	509	0.69%	23	0.03%	792	1.08%	6,844	9.30%
31	73,558	95.32%	55,695	75.72%	12,034	16.36%	434	0.59%	1,002	1.36%	31	0.04%	918	1.25%	17,863	24.28%
32	73,449	94.11%	42,957	58.49%	20,083	27.34%	604	0.82%	2,980	4.06%	95	0.13%	2,402	3.27%	30,492	41.51%
33	74,822	94.39%	53,695	71.76%	6,115	8.17%	347	0.46%	8,814	11.78%	72	0.10%	1,580	2.11%	21,127	28.24%
34	73,142	94.47%	64,302	87.91%	2,252	3.08%	434	0.59%	375	0.51%	13	0.02%	1,721	2.35%	8,840	12.09%
35	71,335	95.81%	65,360	91.62%	1,261	1.77%	325	0.46%	382	0.54%	22	0.03%	994	1.39%	5,975	8.38%
36	68,621	95.35%	60,102	87.59%	1,974	2.88%	458	0.67%	531	0.77%	19	0.03%	2,343	3.41%	8,519	12.41%
37	71,787	94.57%	59,067	82.28%	4,674	6.51%	638	0.89%	1,503	2.09%	88	0.12%	1,921	2.68%	12,720	17.72%
38	73,770	95.68%	53,933	73.11%	12,789	17.34%	478	0.65%	1,284	1.74%	32	0.04%	2,067	2.80%	19,837	26.89%
39	69,482	94.21%	59,916	86.23%	1,276	1.84%	814	1.17%	339	0.49%	47	0.07%	3,069	4.42%	9,566	13.77%
40	69,763	95.41%	56,991	81.69%	4,933	7.07%	327	0.47%	3,169	4.54%	27	0.04%	1,116	1.60%	12,772	18.31%
41	72,876	94.61%	48,204	66.15%	14,856	20.39%	746	1.02%	1,954	2.68%	47	0.06%	3,142	4.31%	24,672	33.85%
42	70,454	95.20%	62,767	89.09%	2,320	3.29%	348	0.49%	808	1.15%	27	0.04%	803	1.14%	7,687	10.91%
43	70,016	95.64%	64,071	91.51%	531	0.76%	458	0.65%	379	0.54%	18	0.03%	1,506	2.15%	5,945	8.49%
44	68,782	94.72%	50,230	73.03%	10,173	14.79%	553	0.80%	2,391	3.48%	27	0.04%	1,776	2.58%	18,552	26.97%
45	71,054	96.18%	66,034	92.93%	881	1.24%	369	0.52%	414	0.58%	22	0.03%	620	0.87%	5,020	7.07%
46	71,551	95.40%	56,919	79.55%	8,951	12.51%	462	0.65%	943	1.32%	22	0.03%	966	1.35%	14,632	20.45%
47	73,378	94.95%	62,900	85.72%	2,444	3.33%	272	0.37%	3,154	4.30%	73	0.10%	829	1.13%	10,478	14.28%
48	74,656	95.44%	63,462	85.01%	1,422	1.90%	241	0.32%	5,472	7.33%	32	0.04%	621	0.83%	11,194	14.99%
49	74,267	95.54%	62,073	83.58%	4,450	5.99%	274	0.37%	3,139	4.23%	50	0.07%	970	1.31%	12,194	16.42%
50	72,160	95.63%	67,169	93.08%	353	0.49%	281	0.39%	589	0.82%	77	0.11%	537	0.74%	4,991	6.92%
51	72,488	95.18%	66,120	91.22%	979	1.35%	261	0.36%	1,018	1.40%	26	0.04%	590	0.81%	6,368	8.78%
52	72,818	94.83%	64,265	88.25%	2,066	2.84%	270	0.37%	1,237	1.70%	28	0.04%	1,190	1.63%	8,553	11.75%
53	71,476	93.92%	34,954	48.90%	24,039	33.63%	768	1.07%	1,773	2.48%	49	0.07%	5,545	7.76%	36,522	51.10%
54	73,853	95.41%	56,349	76.30%	5,375	7.28%	240	0.32%	7,140	9.67%	42	0.06%	1,316	1.78%	17,504	23.70%
55	71,848	95.46%	55,098	76.69%	2,656	3.70%	233	0.32%	9,493	13.21%	31	0.04%	1,078	1.50%	16,750	23.31%
56	71,737	96.26%	51,314	71.53%	2,587	3.61%	155	0.22%	14,124	19.69%	42	0.06%	830	1.16%	20,423	28.47%
57	71,864	96.62%	55,131	76.72%	3,657	5.09%	183	0.25%	9,767	13.59%	26	0.04%	674	0.94%	16,733	23.28%
58	73,423	96.13%	59,139	80.55%	5,919	8.06%	197	0.27%	4,520	6.16%	27	0.04%	780	1.06%	14,284	19.45%
59	70,271	96.33%	62,464	88.89%	1,893	2.69%	158	0.22%	2,559	3.64%	24	0.03%	596	0.85%	7,807	11.11%
60	72,453	96.03%	60,859	84.00%	5,274	7.28%	184	0.25%	2,573	3.55%	27	0.04%	659	0.91%	11,594	16.00%
61	75,006	96.14%	58,242	77.65%	10,660	14.21%	301	0.40%	2,092	2.79%	24	0.03%	793	1.06%	16,764	22.35%
62	74,114	95.84%	59,656	80.49%	9,203	12.42%	362	0.49%	1,164	1.57%	52	0.07%	592	0.80%	14,458	19.51%
63	72,589	95.93%	66,013	90.94%	2,180	3.00%	299	0.41%	604	0.83%	10	0.01%	531	0.73%	6,576	9.06%
64	71,638	95.60%	64,148	89.54%	2,686	3.75%	388	0.54%	491	0.69%	17	0.02%	754	1.05%	7,490	10.46%
65	73,184	95.52%	66,128	90.36%	1,834	2.51%	295	0.40%	290	0.40%	45	0.06%	1,316	1.80%	7,056	9.64%
66	71,767	95.33%	65,152	90.78%	869	1.21%	238	0.33%	1,192	1.66%	18	0.03%	950	1.32%	6,615	9.22%
67	73,721	95.12%	66,255	89.87%	2,505	3.40%	394	0.53%	318	0.43%	14	0.02%	636	0.86%	7,466	10.13%
68	73,273	95.17%	62,606	85.44%	4,585	6.26%	377	0.51%	1,353	1.85%	29	0.04%	782	1.07%	10,667	14.56%
69	71,476	95.56%	51,854	72.55%	14,452	20.22%	473	0.66%	657	0.92%	22	0.03%	845	1.18%	19,622	27.45%
70	68,117	96.19%	28,088	41.23%	34,845	51.15%	734	1.08%	466	0.68%	44	0.06%	1,342	1.97%	40,029	58.77%
71	72,963	95.77%	68,153	93.41%	516	0.71%	297	0.41%	338	0.46%	40	0.05%	532	0.73%	4,810	6.59%
72	72,890	95.28%	63,903	87.67%	3,612	4.96%	270	0.37%	988	1.36%	27	0.04%	652	0.89%	8,987	12.33%
73	75,397	96.10%	60,170	79.80%	4,997	6.63%	302	0.40%	5,707	7.57%	58	0.08%	1,219	1.62%	15,227	20.20%
74	70,233	93.21%	46,322	65.95%	12,618	17.97%	684	0.97%	3,075	4.38%	55	0.08%	2,709	3.86%	23,911	34.05%
75	75,207	95.20%	61,864	82.26%	3,410	4.53%	346	0.46%	4,669	6.21%	33	0.04%	1,274	1.69%	13,343	17.74%
76	73,043	95.15%	60,004	82.15%	5,854	8.01%	387	0.53%	1,829	2.50%	37	0.05%	1,387	1.90%	13,039	17.85%
77	72,106	93.66%	54,583	75.70%	7,888	10.94%	655	0.91%	1,658	2.30%	65	0.09%	2,687	3.73%	17,523	24.30%
78	71,687	96.32%	64,261	89.64%	3,263	4.55%	317	0.44%	324	0.45%	28	0.04%	858	1.20%	7,426	10.36%
79	67,213	96.07%	57,578	85.66%	2,915	4.34%	305	0.45%	2,395	3.56%	46	0.07%	1,332	1.98%	9,635	14.34%
80	69,344	95.98%	49,986	72.08%	8,216	11.85%	397	0.57%	5,619	8.10%	37	0.05%	2,299	3.32%	19,358	27.92%
81	71,975	95.57%	59,432	82.57%	5,289	7.35%	325	0.45%	2,256	3.13%	33	0.05%	1,450	2.01%	12,543	17.43%
82	70,814	95.04%	40,912	57.77%	18,225	25.74%	737	1.04%	2,467	3.48%	69	0.10%	4,890	6.91%	29,902	42.23%
83	67,461	91.84%	41,305	61.23%	6,507	9.65%	1,090	1.62%	2,088	3.10%	46	0.07%	10,920	16.19%	26,156	38.77%
84	73,379	94.58%	59,418	80.97%	4,236	5.77%	555	0.76%	1,464	2.00%	60	0.08%	3,668	5.00%	13,961	19.03%
85	66,158	96.27%	59,909	90.55%	829	1.25%	218	0.33%	1,458	2.20%	28	0.04%	1,246	1.88%	6,249	9.45%
86	70,221	92.49%	52,261	74.42%	1,891	2.69%	655	0.93%	3,707	5.28%	68	0.10%	6,368	9.07%	17,960	25.58%
87	70,829	95.20%	47,928	67.67%	16,577	23.40%	797	1.13%	417	0.59%	38	0.05%	1,672	2.36%	22,901	32.33%
88	71,051	95.71%	64,686	91.04%	1,021	1.44%	320	0.45%	1,009	1.42%	25	0.04%	939	1.32%	6,365	8.96%
89	71,969	95.76%	64,816	90.06%	1,521	2.11%	457	0.63%	673	0.94%	29	0.04%	1,419	1.97%	7,153	9.94%
90	68,467	95.75%	62,090	90.69%	1,094	1.60%	303	0.44%	641	0.94%	23	0.03%	1,408	2.06%	6,377	9.31%
91	70,036	95.92%	65,338	93.29%	366	0.52%	303	0.43%	285	0.41%	38	0.05%	847	1.21%	4,698	6.71%
92	73,959	95.61%	62,656	84.72%	3,903	5.28%	1,804	2.44%	1,103	1.49%	48	0.06%	1,201	1.62%	11,303	15.28%
93	72,182	96.49%	64,253	89.02%	3,104	4.30%	250	0.35%	867	1.20%	23	0.03%	1,148	1.59%	7,929	10.98%
94	69,020	94.65%	37,664	54.57%	22,739	32.95%	573	0.83%	960	1.39%	51	0.07%	3,339	4.84%	31,356	45.43%
95	71,873	95.72%	65,650	91.34%	776	1.08%	321	0.45%	1,360	1.89%	56	0.08%	633	0.88%	6,223	8.66%
96	72,724	95.26%	66,283	91.14%	1,207	1.66%	343	0.47%	438	0.60%	13	0.02%	990	1.36%	6,441	8.86%
97	73,355	95.78%	66,995	91.33%	1,774	2.42%	315	0.43%	382	0.52%	9	0.01%	787	1.07%	6,360	8.67%
98	72,801	96.84%	68,968	94.73%	274	0.38%	273	0.37%	229	0.31%	23	0.03%	736	1.01%	3,833	5.27%
99	72,792	96.43%	68,717	94.40%	278	0.38%	442	0.61%	294	0.40%	13	0.02%	451	0.62%	4,075	5.60%
100	72,641	96.03%	67,458	92.86%	889	1.22%	518	0.71%	395	0.54%	22	0.03%	474	0.65%	5,183	7.14%
101	72,534	95.59%	66,119	91.16%	1,258	1.73%	504	0.69%	361	0.50%	45	0.06%	1,048	1.44%	6,415	8.84%
102	72,924	94.80%	65,252	89.48%	963	1.32%	919	1.26%	319	0.44%	24	0.03%	1,655	2.27%	7,672	10.52%
103	76,458	96.01%	70,511	92.22%	415	0.54%	993	1.30%	606	0.79%	49	0.06%	830	1.09%	5,947	7.78%
104	71,871	96.18%	67,092	93.35%	262	0.36%	753	1.05%	372	0.52%	56	0.08%	592	0.82%	4,779	6.65%
105	72,736	96.35%	68,674	94.42%	224	0.31%	442	0.61%	275	0.38%	34	0.05%	433	0.60%	4,062	5.58%
106	75,466	96.39%	71,064	94.17%	219	0.29%	824	1.09%	294	0.39%	36	0.05%	301	0.40%	4,402	5.83%
107	75,875	94.98%	65,122	85.83%	1,117	1.47%	4,896	6.45%	404	0.53%	77	0.10%	448	0.59%	10,753	14.17%
108	72,443	95.77%	63,410	87.53%	1,950	2.69%	3,379	4.66%	284	0.39%	32	0.04%	323	0.45%	9,033	12.47%
109	73,187	95.65%	65,262	89.17%	1,946	2.66%	1,923	2.63%	428	0.58%	35	0.05%	407	0.56%	7,925	10.83%
110	74,036	96.57%	69,033	93.24%	392	0.53%	677	0.91%	939	1.27%	36	0.05%	418	0.56%	5,003	6.76%

RECEIVED by MSC 1/18/2022 10:30:24 PM

DISTRICT	VAPTOT	PercentTot	VAPNHWH_A	PVAPNHWH_A	VAPNHBL_W	PVAPNHBL_W	VAPNHNA_W	PVAPNHNA_W	VAPNHAS_W	PVAPNHAS_W	VAPNHPI_W	PVAPNHPI_W	VAPNHOT_W	PVAPNHOT_W	VAPHISP	PVAPHisp	PopNonW	PPopNonW
1	65,520	98.35%	12,234	18.67%	25,234	38.51%	389	0.59%	322	0.49%	30	0.05%	355	0.54%	25,875	39.49%	53,286	81.33%
2	69,719	96.58%	47,135	67.61%	7,813	11.21%	324	0.46%	872	1.25%	40	0.06%	267	0.38%	10,881	15.61%	22,584	32.39%
3	66,030	97.03%	34,560	52.34%	21,875	33.13%	291	0.44%	1,878	2.84%	19	0.03%	406	0.61%	5,043	7.64%	31,470	47.66%
4	64,833	98.14%	25,035	38.61%	36,440	56.21%	324	0.50%	363	0.56%	20	0.03%	407	0.63%	1,041	1.61%	39,798	61.39%
5	71,629	98.69%	27,295	38.11%	40,086	55.96%	436	0.61%	1,196	1.67%	37	0.05%	423	0.59%	1,219	1.70%	44,334	61.89%
6	73,324	98.20%	28,261	38.54%	40,632	55.41%	348	0.47%	1,031	1.41%	26	0.04%	398	0.54%	1,311	1.79%	45,063	61.46%
7	75,856	97.91%	36,167	47.68%	33,993	44.81%	419	0.55%	1,353	1.78%	44	0.06%	388	0.51%	1,908	2.52%	39,689	52.32%
8	76,299	97.39%	33,953	44.50%	33,797	44.30%	537	0.70%	3,562	4.67%	30	0.04%	435	0.57%	1,994	2.61%	42,346	55.50%
9	66,200	97.77%	18,559	28.03%	34,520	52.15%	346	0.52%	9,867	14.90%	31	0.05%	421	0.64%	977	1.48%	47,641	71.97%
10	74,475	98.34%	39,703	53.31%	29,238	39.26%	376	0.50%	1,784	2.40%	34	0.05%	351	0.47%	1,752	2.35%	34,772	46.69%
11	70,700	98.08%	36,183	51.18%	30,535	43.19%	335	0.47%	697	0.99%	16	0.02%	287	0.41%	1,288	1.82%	34,517	48.82%
12	68,955	96.94%	35,190	51.03%	28,539	41.39%	382	0.55%	920	1.33%	33	0.05%	343	0.50%	1,435	2.08%	33,765	48.97%
13	69,812	97.70%	36,321	52.03%	27,059	38.76%	367	0.53%	2,806	4.02%	25	0.04%	305	0.44%	1,320	1.89%	33,491	47.97%
14	69,140	97.44%	29,851	43.17%	28,705	41.52%	395	0.57%	6,522	9.43%	37	0.05%	382	0.55%	1,478	2.14%	39,289	56.83%
15	69,652	96.88%	57,221	82.15%	5,111	7.34%	217	0.31%	1,350	1.94%	33	0.05%	278	0.40%	3,271	4.70%	12,431	17.85%
16	72,066	98.23%	27,405	38.03%	39,967	55.46%	444	0.62%	800	1.11%	24	0.03%	391	0.54%	1,759	2.44%	44,661	61.97%
17	71,354	97.74%	34,891	48.90%	30,656	42.96%	437	0.61%	1,430	2.00%	17	0.02%	431	0.60%	1,882	2.64%	36,463	51.10%
18	75,714	98.23%	28,345	37.44%	39,981	52.81%	395	0.52%	3,242	4.28%	41	0.05%	556	0.73%	1,817	2.40%	47,369	62.56%
19	72,930	98.17%	44,772	61.39%	18,572	25.47%	223	0.31%	5,925	8.12%	23	0.03%	380	0.52%	1,704	2.34%	28,158	38.61%
20	74,684	97.62%	57,364	76.81%	7,715	10.33%	138	0.18%	5,602	7.50%	33	0.04%	367	0.49%	1,684	2.25%	17,320	23.19%
21	71,599	97.89%	42,928	59.96%	5,762	8.05%	177	0.25%	18,675	26.08%	25	0.03%	323	0.45%	2,198	3.07%	28,671	40.04%
22	75,487	97.51%	65,400	86.64%	1,731	2.29%	100	0.13%	4,054	5.37%	9	0.01%	239	0.32%	2,072	2.74%	10,087	13.36%
23	76,266	96.39%	54,644	71.65%	3,724	4.88%	130	0.17%	11,304	14.82%	83	0.11%	472	0.62%	3,158	4.14%	21,622	28.35%
24	69,996	97.31%	44,470	63.53%	7,012	10.02%	201	0.29%	13,792	19.70%	19	0.03%	319	0.46%	2,302	3.29%	25,526	36.47%
25	73,216	96.69%	48,850	66.72%	14,611	19.96%	408	0.56%	3,704	5.06%	30	0.04%	391	0.53%	2,799	3.82%	24,366	33.28%
26	70,678	96.74%	38,243	54.11%	25,732	36.41%	510	0.72%	908	1.28%	37	0.05%	398	0.56%	2,549	3.61%	32,435	45.89%
27	73,737	96.70%	63,626	86.29%	2,234	3.03%	320	0.43%	919	1.25%	30	0.04%	239	0.32%	3,939	5.34%	10,111	13.71%
28	71,385	96.14%	55,282	77.44%	6,631	9.29%	298	0.42%	2,342	3.28%	24	0.03%	228	0.32%	3,827	5.36%	16,103	22.56%
29	72,381	96.17%	55,049	76.05%	8,728	12.06%	337	0.47%	1,036	1.43%	26	0.04%	368	0.51%	4,065	5.62%	17,332	23.95%
30	73,606	96.43%	65,952	89.60%	1,751	2.38%	215	0.29%	502	0.68%	22	0.03%	171	0.23%	2,365	3.21%	7,654	10.40%
31	73,558	96.38%	54,841	74.55%	11,766	16.00%	362	0.49%	977	1.33%	27	0.04%	317	0.43%	2,605	3.54%	18,717	25.45%
32	73,449	95.85%	41,958	57.13%	19,825	26.99%	445	0.61%	2,950	4.02%	87	0.12%	572	0.78%	4,564	6.21%	31,491	42.87%
33	74,822	96.44%	52,861	70.65%	5,974	7.98%	215	0.29%	8,789	11.75%	58	0.08%	350	0.47%	3,915	5.23%	21,961	29.35%
34	73,142	96.65%	62,364	85.26%	2,138	2.92%	279	0.38%	367	0.50%	5	0.01%	218	0.30%	5,321	7.27%	10,778	14.74%
35	71,335	96.87%	64,724	90.73%	1,216	1.70%	248	0.35%	375	0.53%	21	0.03%	176	0.25%	2,344	3.29%	6,611	9.27%
36	68,621	96.53%	59,462	86.65%	1,945	2.83%	326	0.48%	522	0.76%	17	0.02%	239	0.35%	3,732	5.44%	9,159	13.35%
37	71,787	95.95%	58,222	81.10%	4,551	6.34%	517	0.72%	1,479	2.06%	84	0.12%	310	0.43%	3,715	5.18%	13,565	18.90%
38	73,770	97.17%	53,201	72.12%	12,667	17.17%	360	0.49%	1,272	1.72%	28	0.04%	328	0.44%	3,824	5.18%	20,569	27.88%
39	69,482	96.21%	58,772	84.59%	1,226	1.76%	553	0.80%	332	0.48%	30	0.04%	235	0.34%	5,699	8.20%	10,710	15.41%
40	69,763	96.77%	56,331	80.75%	4,802	6.88%	218	0.31%	3,157	4.53%	24	0.03%	290	0.42%	2,691	3.86%	13,432	19.25%
41	72,876	96.10%	47,033	64.54%	14,613	20.05%	473	0.65%	1,911	2.62%	41	0.06%	573	0.79%	5,390	7.40%	25,843	35.46%
42	70,454	96.14%	62,218	88.31%	2,266	3.22%	307	0.44%	799	1.13%	20	0.03%	229	0.33%	1,892	2.69%	8,236	11.69%
43	70,016	96.91%	63,251	90.34%	473	0.68%	354	0.51%	367	0.52%	14	0.02%	190	0.27%	3,207	4.58%	6,765	9.66%
44	68,782	96.17%	49,162	71.48%	10,030	14.58%	430	0.63%	2,370	3.45%	24	0.03%	331	0.48%	3,804	5.53%	19,620	28.52%
45	71,054	96.98%	65,367	92.00%	850	1.20%	308	0.43%	404	0.57%	18	0.03%	204	0.29%	1,759	2.48%	5,687	8.00%
46	71,551	96.43%	56,102	78.41%	8,840	12.35%	360	0.50%	917	1.28%	20	0.03%	225	0.31%	2,534	3.54%	15,449	21.59%
47	73,378	96.43%	62,228	84.80%	2,366	3.22%	179	0.24%	3,117	4.25%	64	0.09%	282	0.38%	2,520	3.43%	11,150	15.20%
48	74,656	96.69%	62,938	84.30%	1,375	1.84%	194	0.26%	5,454	7.31%	29	0.04%	286	0.38%	1,912	2.56%	11,718	15.70%
49	74,267	97.02%	61,476	82.78%	4,399	5.92%	225	0.30%	3,112	4.19%	45	0.06%	290	0.39%	2,508	3.38%	12,791	17.22%
50	72,160	96.77%	66,588	92.28%	342	0.47%	225	0.31%	573	0.79%	72	0.10%	195	0.27%	1,836	2.54%	5,572	7.72%
51	72,488	96.49%	65,560	90.44%	947	1.31%	216	0.30%	1,007	1.39%	24	0.03%	228	0.31%	1,960	2.70%	6,928	9.56%
52	72,818	96.67%	63,241	86.85%	1,989	2.73%	198	0.27%	1,209	1.66%	24	0.03%	229	0.31%	3,506	4.81%	9,577	13.15%
53	71,476	97.38%	32,915	46.05%	23,607	33.03%	421	0.59%	1,746	2.44%	38	0.05%	358	0.50%	10,519	14.72%	38,561	53.95%
54	73,853	97.18%	55,629	75.32%	5,269	7.13%	168	0.23%	7,108	9.62%	37	0.05%	361	0.49%	3,199	4.33%	18,224	24.68%
55	71,848	97.34%	54,587	75.98%	2,604	3.62%	136	0.19%	9,469	13.18%	25	0.03%	259	0.36%	2,857	3.98%	17,261	24.02%
56	71,737	97.55%	50,886	70.93%	2,545	3.55%	89	0.12%	14,110	19.67%	36	0.05%	209	0.29%	2,107	2.94%	20,851	29.07%
57	71,864	97.58%	54,770	76.21%	3,591	5.00%	137	0.19%	9,754	13.57%	23	0.03%	219	0.30%	1,629	2.27%	17,094	23.79%
58	73,423	97.09%	58,666	79.90%	5,862	7.98%	155	0.21%	4,505	6.14%	21	0.03%	308	0.42%	1,771	2.41%	14,757	20.10%
59	70,271	97.55%	62,088	88.36%	1,862	2.65%	114	0.16%	2,553	3.63%	21	0.03%	156	0.22%	1,755	2.50%	8,183	11.64%
60	72,453	97.20%	60,379	83.34%	5,209	7.19%	145	0.20%	2,554	3.53%	21	0.03%	168	0.23%	1,949	2.69%	12,074	16.66%
61	75,006	97.10%	57,760	77.01%	10,551	14.07%	236	0.31%	2,082	2.78%	21	0.03%	292	0.39%	1,890	2.52%	17,246	22.99%
62	74,114	96.75%	59,135	79.79%	9,089	12.26%	312	0.42%	1,144	1.54%	40	0.05%	238	0.32%	1,745	2.35%	14,979	20.21%
63	72,589	96.80%	65,523	90.27%	2,145	2.95%	251	0.35%	594	0.82%	8	0.01%	201	0.28%	1,543	2.13%	7,066	9.73%
64	71,638	96.63%	63,262	88.31%	2,601	3.63%	305	0.43%	478	0.67%	14	0.02%	197	0.27%	2,364	3.30%	8,376	11.69%
65	73,184	96.94%	65,425	89.40%	1,780	2.43%	208	0.28%	274	0.37%	43	0.06%	194	0.27%	3,018	4.12%	7,759	10.60%
66	71,767	96.85%	64,551	89.95%	828	1.15%	161	0.22%	1,181	1.65%	17	0.02%	192	0.27%	2,576	3.59%	7,216	10.05%
67	73,721	96.05%	65,531	88.89%	2,456	3.33%	328	0.44%	314	0.43%	12	0.02%	179	0.24%	1,991	2.70%	8,190	11.11%
68	73,273	96.38%	61,728	84.24%	4,507	6.15%	310	0.42%	1,337	1.82%	28	0.04%	245	0.33%	2,466	3.37%	11,545	15.76%
69	71,476	96.52%	51,063	71.44%	14,349	20.08%	395	0.55%	641	0.90%	22	0.03%	270	0.38%	2,252	3.15%	20,413	28.56%
70	68,117	97.14%	27,175	39.89%	34,581	50.77%	597	0.88%	460	0.68%	37	0.05%	340	0.50%	2,976	4.37%	40,942	60.11%
71	72,963	96.65%	67,428	92.41%	496	0.68%	245	0.34%	321	0.44%	34	0.05%	159	0.22%	1,835	2.51%	5,535	7.59%
72	72,890	96.49%	63,207	86.72%	3,564	4.89%	223	0.31%	981	1.35%	25	0.03%	237	0.33%	2,097	2.88%	9,683	13.28%
73	75,397	97.24%	59,242	78.57%	4,957	6.57%	230	0.31%	5,691	7.55%	55	0.07%	276	0.37%	2,868	3.80%	16,155	21.43%
74	70,233	95.87%	44,548	63.43%	12,248	17.44%	455	0.65%	3,048	4.34%	44	0.06%	392	0.56%	6,596	9.39%	25,685	36.57%
75	75,207	96.72%	60,977	81.08%	3,289	4.37%	257	0.34%	4,645	6.18%	33	0.04%	321	0.43%	3,215	4.27%	14,230	18.92%
76	73,043	96.85%	58,896	80.63%	5,714	7.82%	279	0.38%	1,808	2.48%	22	0.03%	238	0.33%	3,783	5.18%	14,147	19.37%
77	72,106	96.18%	52,755	73.16%	7,539	10.46%	399	0.55%	1,616	2.24%	52	0.07%	395	0.55%	6,597	9.15%	19,351	26.84%
78	71,687	97.36%	63,328	88.34%	3,232	4.51%	266	0.37%	323	0.45%	20	0.03%	132	0.18%	2,490	3.47%	8,359	11.66%
79	67,213	97.27%	56,902	84.66%	2,819	4.19%	223	0.33%	2,382	3.54%	43	0.06%	220	0.33%	2,787	4.15%	10,311	15.34%
80	69,344	97.52%	49,206	70.96%	7,963	11.48%	207	0.30%	5,578	8.04%	27	0.04%	263	0.38%	4,380	6.32%	20,138	29.04%
81	71,975	97.02%	58,603	81.42%	5,172	7.19%	233	0.32%	2,240	3.11%	25	0.03%	230	0.32%	3,329	4.63%	13,372	18.58%
82	70,814	97.39%	39,478	55.75%	17,701	25.00%	373	0.53%	2,427	3.43%	44	0.06%	421	0.59%	8,520	12.03%	31,336	44.25%
83	67,461	97.12%	38,764	57.46%	5,973	8.85%	297	0.44%	2,040	3.02%	17	0.03%	238	0.35%	18,188	26.96%	28,697	42.54%
84	73,379	96.69%	57,992	79.03%	4,037	5.50%	352	0.48%	1,430	1.95%	46	0.06%	263	0.36%	6,833	9.31%	15,387	20.97%
85	66,158	97.76%	59,106	89.34%	765	1.16%	113	0.17%	1,438	2.17%	23	0.03%	160	0.24%	3,073	4.64%	7,052	10.66%
86	70,221	97.58%	49,639	70.69%	1,682	2.40%	162	0.23%	3,639	5.18%	60	0.09%	214	0.30%	13,125	18.69%	20,582	29.31%
87	70,829	96.43%	46,627	65.83%	16,429	23.20%	632	0.89%	398	0.56%	34	0.05%	246	0.35%	3,934	5.55%	24,202	34.17%
88	71,051	97.05%	63,873	89.90%	996	1.40%	265	0.37%	993	1.40%	24	0.03%	190	0.27%	2,613	3.68%	7,178	10.10%
89	71,969	96.90%	63,731	88.55%	1,488	2.07%	366	0.51%	660	0.92%	20	0.03%	179	0.25%	3,294	4.58%	8,238	11.45%
90	68,467	97.10%	61,314	89.55%	1,050	1.53%	203	0.30%	622	0.91%	16	0.02%	198	0.29%	3,080	4.50%	7,153	10.45%
91	70,036	96.81%	64,647	92.31%	324	0.46%	256	0.37%	276	0.39%	25	0.04%	160	0.23%	2,113	3.02%	5,389	7.69%
92	73,959	96.84%	61,324	82.92%	3,829	5.18%	1,596	2.16%	1,097	1.48%	43	0.06%	210	0.28%	3,526	4.77%	12,635	17.08%
93	72,182	97.81%	63,087	87.40%	3,055	4.23%	175	0.24%	855	1.18%	19	0.03%	161	0.22%	3,250	4.50%	9,095	12.60%
94	69,020	97.40%	35,432	51.34%	22,254	32.24%	344	0.50%	925	1.34%	45	0.07%	415	0.60%	7,811	11.32%	33,588	48.66%
95	71,873	96.67%	65,016	90.46%	753	1.05%	275	0.38%	1,341	1.87%	55	0.08%	256	0.36%	1,782	2.48%	6,857	9.54%
96	72,724	96.84%	64,897	89.24%	1,145	1.57%	254	0.35%	434	0.60%	7	0.01%	167	0.23%	3,521	4.84%	7,827	10.76%
97	73,355	96.94%	66,147	90.17%	1,732	2.36%	261	0.36%	377	0.51%	8	0.01%	163	0.22%	2,424	3.30%	7,208	9.83%
98	72,801	97.68%	68,267	93.77%	242	0.33%	213	0.29%	225	0.31%	18	0.02%	137	0.19%	2,010	2.76%	4,534	6.23%
99	72,792	96.95%	68,283	93.81%	264	0.36%	393	0.54%	273	0.38%	11	0.02%	156	0.21%	1,195	1.64%	4,509	6.19%
100	72,641	96.63%	66,897	92.09%	859	1.18%	455	0.63%	384	0.53%	19	0.03%	208	0.29%	1,370	1.89%	5,744	7.91%
101	72,534	96.67%	64,478	88.89%	1,141	1.57%	405	0.56%	354	0.49%	44	0.06%	208	0.29%	3,491	4.81%	8,056	11.11%
102	72,924	96.50%	64,047	87.83%	925	1.27%	762	1.04%	299	0.41%	20	0.03%	178	0.24%	4,142	5.68%	8,877	12.17%
103	76,458	96.99%	69,947	91.48%	387	0.51%	900	1.18%	593	0.78%	35	0.05%	237	0.31%	2,057	2.69%	6,511	8.52%
104	71,871	96.79%	66,611	92.68%	233	0.32%	705	0.98%	359	0.50%	46	0.06%	206	0.29%	1,406	1.96%	5,260	7.32%
105	72,736	96.85%	68,268	93.86%	211	0.29%	383	0.53%	252	0.35%	28	0.04%	169	0.23%	1,135	1.56%	4,468	6.14%
106	75,466	96.75%	70,743	93.74%	205	0.27%	794	1.05%	266	0.35%	27	0.04%	186	0.25%	796	1.05%	4,723	6.26%
107	75,875	95.47%	64,729	85.31%	1,102	1.45%	4,818	6.35%	396	0.52%	72	0.09%	240	0.32%	1,081	1.42%	11,146	14.69%
108	72,443	96.11%	63,027	87.00%	1,919	2.65%	3,324	4.59%	272	0.38%	25	0.03%	152	0.21%	904	1.25%	9,416	13.00%
109	73,187	96.25%	64,831	88.58%	1,919	2.62%	1,859	2.54%	414	0.57%	25	0.03%	203	0.28%	1,191	1.63%	8,356	11.42%
110	74,036	97.10%	68,640	92.71%	366	0.49%	663	0.90%	937	1.27%	32	0.04%	208	0.28%	1,045	1.41%	5,396	7.29%

RECEIVED by MSC 1/18/2022 10:30:24 PM

	Performance Index		President (2020 & 2012)								Senate (2020 & 2018)								Governor (2018)				Secretary of State (2014)			
DISTRICT	Dem	Rep	Biden (m)	Biden (m) %	Trump	Trump %	Obama (m)	Obama (m) %	Romney	Romney %	Peters20	Peters20 %	James20 (m)	James20 (m) %	Stabenow18	Stabenow18 %	James18 (m)	James18 (m) %	Whitmer (m)	Whitmer (m) %	Schuette	Schuette %	Dillard (m)	Dillard (m) %	Johnson	Johnson %
1	91.57%	8.43%	23,311	89.11%	2,850	10.89%	27,487	95.20%	1,385	4.80%	22,521	89.20%	2,727	10.80%	13,482	92.29%	1,126	7.71%	13,735	93.49%	957	6.51%	13,384	90.27%	1,442	9.73%
2	59.10%	40.90%	23,944	55.97%	18,837	44.03%	24,550	64.67%	13,410	35.33%	23,709	57.08%	17,830	42.92%	18,528	60.35%	12,171	39.65%	18,918	61.98%	11,607	38.02%	11,924	53.70%	10,282	46.30%
3	77.83%	22.17%	25,235	78.17%	7,047	21.83%	24,904	80.26%	6,127	19.74%	24,722	78.95%	6,593	21.05%	16,914	78.20%	4,715	21.80%	17,094	79.26%	4,472	20.74%	11,871	68.59%	5,437	31.41%
4	93.71%	6.29%	30,094	91.76%	2,703	8.24%	34,045	96.50%	1,236	3.50%	29,366	92.76%	2,291	7.24%	17,598	94.12%	1,099	5.88%	17,819	94.97%	943	5.03%	16,993	91.80%	1,518	8.20%
5	76.47%	23.53%	41,720	78.94%	11,128	21.06%	39,364	78.13%	11,021	21.87%	40,149	77.02%	11,981	22.98%	27,844	75.37%	9,098	24.63%	28,554	77.43%	8,322	22.57%	22,026	69.02%	9,888	30.98%
6	81.16%	18.84%	44,206	83.71%	8,603	16.29%	42,749	83.04%	8,728	16.96%	42,864	82.24%	9,255	17.76%	29,923	80.06%	7,454	19.94%	30,563	81.95%	6,732	18.05%	24,267	72.87%	9,036	27.13%
7	81.05%	18.95%	43,316	82.98%	8,885	17.02%	42,488	83.29%	8,523	16.71%	41,912	81.26%	9,664	18.74%	30,427	80.32%	7,456	19.68%	31,208	82.43%	6,654	17.57%	22,988	73.06%	8,476	26.94%
8	78.30%	21.70%	31,871	76.54%	9,770	23.46%	32,916	83.64%	6,440	16.36%	31,142	76.83%	9,390	23.17%	20,984	76.77%	6,350	23.23%	21,689	79.20%	5,695	20.80%	16,917	75.58%	5,465	24.42%
9	94.06%	5.94%	28,993	92.89%	2,218	7.11%	31,533	97.08%	947	2.92%	28,146	93.01%	2,115	6.99%	16,645	93.92%	1,078	6.08%	16,924	94.92%	906	5.08%	15,863	91.61%	1,453	8.39%
10	63.94%	36.06%	36,052	69.04%	16,168	30.96%	31,294	66.34%	15,876	33.66%	34,123	65.85%	17,693	34.15%	23,425	61.44%	14,699	38.56%	24,285	64.05%	13,632	35.95%	18,007	52.60%	16,229	47.40%
11	66.93%	33.07%	32,378	66.42%	16,373	33.58%	32,497	70.54%	13,575	29.46%	32,010	66.86%	15,868	33.14%	24,357	66.94%	12,029	33.06%	24,749	68.39%	11,437	31.61%	16,650	60.03%	11,084	39.97%
12	70.68%	29.32%	29,580	68.37%	13,687	31.63%	29,024	74.72%	9,818	25.28%	29,433	69.85%	12,705	30.15%	21,334	71.30%	8,586	28.70%	21,613	72.55%	8,178	27.45%	14,185	66.15%	7,259	33.85%
13	66.58%	33.42%	27,560	64.30%	15,302	35.70%	29,512	72.32%	11,297	27.68%	27,525	65.96%	14,204	34.04%	19,375	65.98%	9,992	34.02%	19,579	66.96%	9,659	33.04%	14,242	62.08%	8,698	37.92%
14	73.40%	26.60%	28,337	71.38%	11,360	28.62%	29,258	78.26%	8,129	21.74%	28,072	72.70%	10,540	27.30%	19,078	72.70%	7,165	27.30%	19,337	73.93%	6,820	26.07%	14,904	70.13%	6,349	29.87%
15	61.23%	38.77%	26,680	62.37%	16,098	37.63%	23,330	60.58%	15,179	39.42%	26,400	63.55%	15,139	36.45%	20,415	64.41%	11,279	35.59%	20,601	65.31%	10,941	34.69%	10,676	46.14%	12,464	53.86%
16	75.87%	24.13%	36,945	75.86%	11,757	24.14%	36,861	77.44%	10,740	22.56%	36,485	76.82%	11,007	23.18%	26,690	75.60%	8,614	24.40%	27,430	77.67%	7,884	22.33%	20,664	69.98%	8,865	30.02%
17	67.88%	32.12%	28,751	69.25%	12,769	30.75%	31,631	69.86%	13,644	30.14%	28,541	70.64%	11,860	29.36%	22,478	66.79%	11,176	33.21%	22,878	68.31%	10,612	31.69%	16,208	59.22%	11,161	40.78%
18	78.85%	21.15%	44,649	79.35%	11,622	20.65%	41,350	79.59%	10,605	20.41%	43,812	78.85%	11,753	21.15%	36,486	80.02%	9,111	19.98%	37,048	81.47%	8,428	18.53%	25,378	72.10%	9,822	27.90%
19	63.47%	36.53%	40,513	68.37%	18,743	31.63%	32,309	60.22%	21,343	39.78%	38,798	65.63%	20,316	34.37%	32,259	66.16%	16,499	33.84%	32,808	67.51%	15,790	32.49%	17,881	48.12%	19,282	51.88%
20	54.64%	45.36%	34,696	56.24%	26,999	43.76%	27,228	52.87%	24,276	47.13%	33,598	54.99%	27,504	45.01%	27,643	58.67%	19,470	41.33%	28,163	59.97%	18,797	40.03%	13,913	40.86%	20,136	59.14%
21	51.94%	48.06%	28,019	57.10%	21,053	42.90%	19,736	48.67%	20,817	51.33%	26,490	54.26%	22,332	45.74%	20,619	54.36%	17,310	45.64%	21,078	55.75%	16,728	44.25%	9,098	34.26%	17,461	65.74%
22	47.84%	52.16%	28,521	51.79%	26,546	48.21%	24,117	44.83%	29,684	55.17%	27,645	50.77%	26,810	49.23%	26,435	50.97%	25,426	49.03%	26,852	52.25%	24,540	47.75%	12,165	31.95%	25,914	68.05%
23	60.87%	39.13%	31,278	65.55%	16,437	34.45%	22,854	57.87%	16,637	42.13%	29,544	62.62%	17,639	37.38%	22,769	63.18%	13,272	36.82%	23,047	64.37%	12,759	35.63%	9,974	43.58%	12,913	56.42%
24	58.13%	41.87%	32,934	61.95%	20,226	38.05%	23,264	55.25%	18,840	44.75%	31,693	60.31%	20,861	39.69%	24,265	60.38%	15,921	39.62%	24,799	62.06%	15,160	37.94%	11,319	41.77%	15,778	58.23%
25	61.54%	38.46%	22,803	59.83%	15,307	40.17%	25,326	64.80%	13,756	35.20%	22,360	60.32%	14,706	39.68%	21,313	63.25%	12,386	36.75%	21,741	64.75%	11,835	35.25%	12,375	53.62%	10,705	46.38%
26	69.60%	30.40%	28,526	65.80%	14,825	34.20%	29,405	74.90%	9,856	25.10%	28,190	66.94%	13,925	33.06%	21,757	70.37%	9,159	29.63%	22,250	72.49%	8,444	27.51%	15,106	67.64%	7,228	32.36%
27	50.30%	49.70%	25,840	47.95%	28,055	52.05%	25,150	54.82%	20,726	45.18%	25,467	48.23%	27,336	51.77%	21,546	52.15%	19,771	47.85%	22,194	54.18%	18,771	45.82%	12,504	43.18%	16,455	56.82%
28	51.54%	48.46%	23,391	47.28%	26,086	52.72%	22,425	58.07%	16,193	41.93%	23,342	48.43%	24,851	51.57%	18,995	53.22%	16,694	46.78%	19,585	55.30%	15,830	44.70%	11,326	47.94%	12,297	52.06%
29	51.07%	48.93%	21,364	46.15%	24,933	53.85%	22,583	58.72%	15,878	41.28%	21,489	47.74%	23,528	52.26%	17,081	52.38%	15,527	47.62%	17,503	54.20%	14,788	45.80%	10,990	48.38%	11,725	51.62%
30	43.22%	56.78%	20,116	38.78%	31,750	61.22%	22,927	50.60%	22,385	49.40%	19,705	39.17%	30,599	60.83%	15,850	43.97%	20,197	56.03%	16,333	45.66%	19,438	54.34%	11,394	42.62%	15,340	57.38%
31	53.12%	46.88%	25,650	50.10%	25,546	49.90%	21,991	57.82%	16,042	42.18%	25,208	50.38%	24,825	49.62%	21,722	54.85%	17,879	45.15%	22,227	56.65%	17,007	43.35%	13,333	49.58%	13,558	50.42%
32	76.64%	23.36%	35,978	78.10%	10,088	21.90%	29,925	76.76%	9,061	23.24%	34,841	76.95%	10,437	23.05%	27,613	77.63%	7,957	22.37%	28,098	79.41%	7,284	20.59%	15,520	67.11%	7,605	32.89%
33	71.51%	28.49%	43,239	76.27%	13,455	23.73%	31,485	68.02%	14,801	31.98%	41,264	73.26%	15,064	26.74%	34,102	73.78%	12,119	26.22%	34,532	75.16%	11,411	24.84%	17,526	56.16%	13,684	43.84%
34	43.07%	56.93%	19,804	40.66%	28,897	59.34%	20,362	49.81%	20,514	50.19%	18,688	39.12%	29,079	60.88%	16,055	44.31%	20,177	55.69%	16,519	45.86%	19,505	54.14%	9,711	38.53%	15,492	61.47%
35	31.91%	68.09%	12,297	27.91%	31,758	72.09%	14,370	39.30%	22,195	60.70%	12,617	29.18%	30,617	70.82%	10,441	32.79%	21,400	67.21%	10,712	33.93%	20,862	66.07%	6,229	28.75%	15,435	71.25%
36	36.21%	63.79%	14,148	33.93%	27,549	66.07%	15,159	42.80%	20,263	57.20%	13,407	32.74%	27,543	67.26%	11,055	36.63%	19,127	63.37%	11,441	38.23%	18,482	61.77%	6,887	32.94%	14,020	67.06%
37	39.50%	60.50%	17,757	39.22%	27,515	60.78%	16,906	43.20%	22,229	56.80%	16,534	37.18%	27,936	62.82%	13,246	40.07%	19,814	59.93%	13,456	41.09%	19,295	58.91%	7,603	34.92%	14,172	65.08%
38	52.00%	48.00%	28,950	54.72%	23,953	45.28%	24,931	52.75%	22,330	47.25%	26,977	51.72%	25,183	48.28%	21,282	52.34%	19,376	47.66%	21,675	53.73%	18,663	46.27%	12,235	43.25%	16,055	56.75%
39	41.34%	58.66%	17,790	39.49%	27,260	60.51%	17,512	46.64%	20,036	53.36%	16,928	38.25%	27,326	61.75%	14,155	42.36%	19,260	57.64%	14,601	44.02%	18,567	55.98%	8,670	36.97%	14,781	63.03%
40	54.36%	45.64%	31,460	59.08%	21,786	40.92%	23,076	51.84%	21,439	48.16%	29,163	55.15%	23,713	44.85%	23,872	56.44%	18,422	43.56%	24,209	57.72%	17,734	42.28%	11,708	40.24%	17,384	59.76%
41	74.56%	25.44%	30,927	76.80%	9,340	23.20%	27,386	74.01%	9,619	25.99%	29,561	74.64%	10,044	25.36%	24,855	75.39%	8,113	24.61%	25,483	77.62%	7,347	22.38%	12,884	64.53%	7,081	35.47%
42	45.49%	54.51%	24,261	46.29%	28,154	53.71%	21,204	47.46%	23,470	52.54%	22,864	44.04%	29,052	55.96%	19,164	47.19%	21,446	52.81%	19,742	48.97%	20,573	51.03%	10,475	36.31%	18,376	63.69%
43	31.37%	68.63%	15,397	29.85%	36,189	70.15%	14,572	35.98%	25,928	64.02%	14,695	28.65%	36,599	71.35%	12,315	32.58%	25,479	67.42%	12,796	34.22%	24,598	65.78%	7,028	26.77%	19,228	73.23%
44	51.39%	48.61%	19,420	49.83%	19,550	50.17%	20,408	55.95%	16,068	44.05%	18,815	49.33%	19,325	50.67%	15,566	51.58%	14,613	48.42%	16,103	53.82%	13,819	46.18%	10,147	46.53%	11,660	53.47%
45	35.96%	64.04%	16,804	33.33%	33,612	66.67%	17,351	40.25%	25,753	59.75%	16,929	34.28%	32,459	65.72%	14,099	37.22%	23,779	62.78%	14,416	38.56%	22,966	61.44%	8,926	31.84%	19,112	68.16%
46	51.26%	48.74%	20,179	49.85%	20,300	50.15%	19,407	54.83%	15,985	45.17%	20,229	51.04%	19,407	48.96%	15,780	51.98%	14,578	48.02%	16,322	54.08%	13,859	45.92%	9,282	43.44%	12,087	56.56%
47	61.43%	38.57%	37,226	62.99%	21,874	37.01%	29,562	60.08%	19,645	39.92%	36,239	62.05%	22,160	37.95%	30,804	64.04%	17,300	35.96%	31,159	65.29%	16,563	34.71%	17,441	50.63%	17,005	49.37%
48	50.49%	49.51%	31,778	52.78%	28,427	47.22%	24,337	49.67%	24,659	50.33%	30,197	50.59%	29,490	49.41%	25,172	52.81%	22,493	47.19%	25,759	54.33%	21,657	45.67%	13,329	38.92%	20,916	61.08%
49	43.71%	56.29%	25,250	46.03%	29,607	53.97%	18,742	43.21%	24,628	56.79%	24,037	44.26%	30,274	55.74%	19,284	45.64%	22,966	54.36%	19,947	47.50%	22,043	52.50%	8,607	30.41%	19,696	69.59%
50	35.24%	64.76%	20,106	35.02%	37,311	64.98%	15,918	37.16%	26,919	62.84%	19,527	34.43%	37,193	65.57%	15,535	36.65%	26,854	63.35%	16,357	38.82%	25,776	61.18%	7,626	26.96%	20,657	73.04%
51	38.88%	61.12%	23,801	40.44%	35,055	59.56%	18,579	39.20%	28,812	60.80%	22,806	39.26%	35,279	60.74%	18,619	41.03%	26,762	58.97%	19,270	42.85%	25,705	57.15%	8,184	26.01%	23,285	73.99%
52	40.80%	59.20%	23,945	42.00%	33,065	58.00%	20,021	42.07%	27,568	57.93%	23,382	41.47%	33,000	58.53%	19,068	43.16%	25,109	56.84%	19,692	45.02%	24,045	54.98%	8,360	26.39%	23,316	73.61%
53	69.18%	30.82%	26,876	67.54%	12,914	32.46%	26,746	74.08%	9,358	25.92%	26,480	67.83%	12,556	32.17%	19,894	69.37%	8,786	30.63%	20,379	71.40%	8,162	28.60%	12,992	62.93%	7,652	37.07%
54	46.53%	53.47%	28,327	51.00%	27,220	49.00%	20,640	44.20%	26,056	55.80%	26,894	48.63%	28,409	51.37%	21,431	48.62%	22,651	51.38%	22,055	50.44%	21,669	49.56%	9,515	30.14%	22,052	69.86%
55	46.88%	53.12%	28,139	51.35%	26,662	48.65%	21,021	44.38%	26,348	55.62%	26,771	49.17%	27,677	50.83%	21,633	49.68%	21,913	50.32%	22,009	50.83%	21,287	49.17%	9,272	29.55%	22,104	70.45%
56	52.72%	47.28%	30,841	58.16%	22,191	41.84%	22,636	49.14%	23,427	50.86%	29,332	55.66%	23,366	44.34%	23,460	55.70%	18,655	44.30%	23,866	57.03%	17,980	42.97%	10,223	33.52%	20,278	66.48%
57	47.94%	52.06%	21,118	46.33%	24,464	53.67%	18,572	50.37%	18,301	49.63%	20,951	47.20%	23,434	52.80%	16,303	52.21%	14,924	47.79%	16,287	52.54%	14,710	47.46%	8,435	36.65%	14,578	63.35%
58	49.26%	50.74%	22,496	47.11%	25,254	52.89%	21,087	52.19%	19,321	47.81%	22,546	48.41%	24,026	51.59%	18,091	52.25%	16,535	47.75%	18,347	53.40%	16,011	46.60%	10,201	40.49%	14,990	59.51%
59	37.17%	62.83%	19,597	35.88%	35,014	64.12%	16,558	39.32%	25,554	60.68%	19,512	36.36%	34,158	63.64%	15,902	40.00%	23,855	60.00%	16,087	40.77%	23,373	59.23%	7,893	28.72%	19,591	71.28%
60	43.41%	56.59%	22,818	41.32%	32,398	58.68%	19,551	46.43%	22,562	53.57%	22,739	42.07%	31,308	57.93%	18,383	46.48%	21,171	53.52%	18,702	47.55%	20,633	52.45%	9,559	35.16%	17,625	64.84%
61	51.52%	48.48%	25,249	49.80%	25,454	50.20%	23,742	54.43%	19,880	45.57%	25,218	50.83%	24,391	49.17%	20,636	54.44%	17,273	45.56%	20,679	55.06%	16,879	44.94%	11,684	42.47%	15,829	57.53%
62	49.33%	50.67%	24,796	46.51%	28,512	53.49%	24,751	53.81%	21,246	46.19%	24,920	47.92%	27,081	52.08%	20,836	52.21%	19,074	47.79%	20,829	52.57%	18,793	47.43%	11,605	41.33%	16,477	58.67%
63	38.88%	61.12%	18,971	34.50%	36,025	65.50%	19,617	45.14%	23,837	54.86%	19,323	36.05%	34,277	63.95%	16,275	41.34%	23,092	58.66%	16,564	42.47%	22,441	57.53%	9,685	34.71%	18,218	65.29%
64	44.51%	55.49%	18,807	40.22%	27,953	59.78%	19,825	50.20%	19,664	49.80%	18,639	40.94%	26,891	59.06%	16,708	47.02%	18,826	52.98%	16,816	48.46%	17,886	51.54%	10,429	41.07%	14,962	58.93%
65	33.18%	66.82%	15,212	27.96%	39,195	72.04%	17,556	41.15%	25,110	58.85%	15,884	29.87%	37,287	70.13%	13,697	34.97%	25,469	65.03%	13,810	35.72%	24,848	64.28%	8,892	31.47%	19,365	68.53%
66	34.56%	65.44%	20,154	34.49%	38,276	65.51%	16,961	37.33%	28,476	62.67%	19,607	34.01%	38,045	65.99%	15,986	36.23%	28,141	63.77%	16,594	37.95%	27,136	62.05%	7,513	24.42%	23,258	75.58%
67	45.15%	54.85%	20,550	39.14%	31,956	60.86%	24,486	53.45%	21,323	46.55%	21,051	40.80%	30,540	59.20%	17,986	45.35%	21,678	54.65%	18,812	47.97%	20,403	52.03%	13,539	46.55%	15,543	53.45%
68	49.44%	50.56%	25,375	46.93%	28,697	53.07%	24,508	53.47%	21,326	46.53%	25,526	47.86%	27,809	52.14%	20,337	49.72%	20,567	50.28%	21,533	53.05%	19,054	46.95%	13,157	45.22%	15,936	54.78%
69	60.64%	39.36%	28,010	56.98%	21,151	43.02%	29,532	64.89%	15,982	35.11%	28,376	58.54%	20,094	41.46%	22,924	60.60%	14,905	39.40%	23,801	63.26%	13,824	36.74%	17,413	60.38%	11,424	39.62%
70	84.14%	15.86%	30,857	80.92%	7,277	19.08%	38,309	87.87%	5,287	12.13%	30,667	81.90%	6,778	18.10%	23,704	83.60%	4,649	16.40%	24,112	85.42%	4,117	14.58%	20,853	85.13%	3,642	14.87%
71	44.72%	55.28%	20,988	39.47%	32,182	60.53%	23,724	51.83%	22,047	48.17%	21,714	41.51%	30,594	58.49%	18,113	45.13%	22,025	54.87%	19,107	47.84%	20,835	52.16%	13,649	44.12%	17,290	55.88%
72	45.58%	54.42%	24,971	44.19%	31,532	55.81%	22,718	49.12%	23,530	50.88%	24,795	44.42%	31,028	55.58%	19,158	45.87%	22,609	54.13%	20,302	48.92%	21,197	51.08%	11,740	39.78%	17,769	60.22%
73	54.71%	45.29%	23,375	54.82%	19,261	45.18%	21,890	54.83%	18,030	45.17%	23,082	54.46%	19,305	45.54%	21,276	57.51%	15,719	42.49%	22,005	60.07%	14,628	39.93%	11,043	43.04%	14,613	56.96%
74	67.79%	32.21%	31,641	68.79%	14,355	31.21%	26,981	67.78%	12,824	32.22%	31,147	68.46%	14,352	31.54%	25,316	69.31%	11,209	30.69%	25,874	71.54%	10,293	28.46%	14,850	57.43%	11,007	42.57%
75	59.14%	40.86%	32,220	61.25%	20,386	38.75%	25,634	57.36%	19,056	42.64%	31,364	59.77%	21,114	40.23%	25,757	61.13%	16,381	38.87%	26,928	64.38%	14,898	35.62%	14,564	47.25%	16,259	52.75%
76	51.63%	48.37%	27,360	51.21%	26,069	48.79%	24,025	52.34%	21,881	47.66%	27,429	51.95%	25,367	48.05%	22,661	53.47%	19,722	46.53%	23,395	55.72%	18,595	44.28%	14,172	43.23%	18,608	56.77%
77	61.56%	38.44%	31,378	62.50%	18,829	37.50%	26,515	61.88%	16,331	38.12%	30,779	61.88%	18,960	38.12%	25,185	63.19%	14,671	36.81%	26,064	65.91%	13,479	34.09%	14,710	50.71%	14,297	49.29%
78	37.48%	62.52%	16,399	35.25%	30,120	64.75%	15,771	41.56%	22,179	58.44%	15,895	34.63%	30,011	65.37%	13,742	39.41%	21,126	60.59%	14,453	41.90%	20,043	58.10%	8,020	31.94%	17,092	68.06%
79	31.98%	68.02%	18,665	35.76%	33,527	64.24%	11,861	29.97%	27,712	70.03%	17,029	32.64%	35,148	67.36%	13,010	33.09%	26,304	66.91%	13,502	34.65%	25,467	65.35%	5,535	20.74%	21,158	79.26%
80	52.35%	47.65%	30,879	59.51%	21,007	40.49%	20,482	46.76%	23,321	53.24%	28,501	54.95%	23,365	45.05%	22,107	54.00%	18,829	46.00%	22,767	56.01%	17,883	43.99%	9,624	35.00%	17,872	65.00%
81	51.42%	48.58%	31,544	57.35%	23,463	42.65%	21,380	46.67%	24,428	53.33%	29,257	53.23%	25,710	46.77%	23,731	52.84%	21,177	47.16%	24,622	55.30%	19,902	44.70%	10,482	36.08%	18,571	63.92%
82	71.95%	28.05%	32,616	77.00%	9,740	23.00%	25,538	69.98%	10,955	30.02%	30,834	73.14%	11,324	26.86%	24,266	72.51%	9,202	27.49%	24,968	74.80%	8,412	25.20%	11,942	57.26%	8,914	42.74%
83	51.30%	48.70%	20,789	54.98%	17,023	45.02%	15,301	49.36%	15,695	50.64%	19,620	52.57%	17,701	47.43%	14,197	52.14%	13,034	47.86%	14,799	54.52%	12,345	45.48%	6,231	37.16%	10,538	62.84%
84	50.73%	49.27%	27,128	55.23%	21,994	44.77%	18,909	46.91%	21,396	53.09%	25,521	52.29%	23,286	47.71%	19,786	52.41%	17,969	47.59%	20,511	54.58%	17,071	45.42%	8,704	36.13%	15,388	63.87%
85	26.71%	73.29%	17,022	31.95%	36,257	68.05%	9,840	22.85%	33,226	77.15%	15,146	28.33%	38,322	71.67%	11,253	27.56%	29,577	72.44%	11,790	29.11%	28,716	70.89%	4,515	15.40%	24,801	84.60%
86	43.92%	56.08%	22,946	49.87%	23,066	50.13%	15,693	40.46%	23,097	59.54%	20,929	45.86%	24,708	54.14%	16,364	44.92%	20,064	55.08%	17,035	47.08%	19,145	52.92%	6,798	28.20%	17,305	71.80%
87	62.27%	37.73%	25,281	60.01%	16,848	39.99%	24,965	68.40%	11,535	31.60%	24,445	59.36%	16,735	40.64%	19,126	62.51%	11,471	37.49%	19,779	64.53%	10,872	35.47%	12,150	58.21%	8,721	41.79%
88	43.37%	56.63%	25,776	45.37%	31,032	54.63%	19,612	43.26%	25,718	56.74%	24,003	42.58%	32,366	57.42%	19,795	45.03%	24,161	54.97%	20,438	46.76%	23,274	53.24%	9,963	33.67%	19,627	66.33%
89	33.80%	66.20%	15,469	32.78%	31,720	67.22%	13,118	36.97%	22,364	63.03%	14,897	31.95%	31,732	68.05%	12,283	35.66%	22,164	64.34%	12,527	36.52%	21,771	63.48%	6,293	27.84%	16,309	72.16%
90	37.80%	62.20%	22,505	40.36%	33,257	59.64%	16,166	36.49%	28,138	63.51%	20,848	37.62%	34,564	62.38%	16,925	39.84%	25,557	60.16%	17,344	41.14%	24,816	58.86%	7,750	27.21%	20,727	72.79%
91	36.30%	63.70%	15,129	31.71%	32,580	68.29%	16,450	44.26%	20,717	55.74%	14,980	32.06%	31,742	67.94%	12,995	38.06%	21,147	61.94%	13,494	39.90%	20,325	60.10%	7,845	33.69%	15,442	66.31%
92	48.64%	51.36%	18,615	45.98%	21,874	54.02%	17,957	53.33%	15,713	46.67%	18,464	46.16%	21,533	53.84%	15,116	49.50%	15,420	50.50%	15,781	51.92%	14,614	48.08%	9,634	45.06%	11,748	54.94%
93	38.70%	61.30%	17,481	35.11%	32,315	64.89%	18,874	43.23%	24,781	56.77%	17,860	36.29%	31,356	63.71%	15,170	39.95%	22,800	60.05%	15,580	41.39%	22,062	58.61%	10,788	37.02%	18,353	62.98%
94	68.67%	31.33%	29,198	67.61%	13,986	32.39%	31,718	71.14%	12,869	28.86%	29,056	68.17%	13,564	31.83%	22,629	67.96%	10,670	32.04%	23,262	70.19%	9,879	29.81%	18,167	66.12%	9,308	33.88%
95	41.29%	58.71%	21,922	41.67%	30,683	58.33%	19,199	42.55%	25,919	57.45%	21,422	40.97%	30,866	59.03%	17,302	42.21%	23,684	57.79%	17,576	43.11%	23,193	56.89%	10,427	35.39%	19,035	64.61%
96	49.66%	50.34%	23,475	45.49%	28,130	54.51%	24,689	53.75%	21,247	46.25%	24,260	47.64%	26,661	52.36%	20,141	50.85%	19,466	49.15%	20,724	52.55%	18,709	47.45%	15,053	48.66%	15,880	51.34%
97	39.20%	60.80%	17,944	34.85%	33,542	65.15%	20,309	44.28%	25,561	55.72%	18,770	36.85%	32,170	63.15%	15,621	39.92%	23,507	60.08%	16,116	41.45%	22,760	58.55%	11,802	39.00%	18,463	61.00%
98	33.14%	66.86%	14,154	27.70%	36,946	72.30%	17,613	41.49%	24,837	58.51%	15,204	30.39%	34,827	69.61%	12,921	35.02%	23,972	64.98%	12,685	34.74%	23,825	65.26%	8,694	30.81%	19,522	69.19%
99	38.67%	61.33%	15,495	31.82%	33,200	68.18%	21,034	46.97%	23,748	53.03%	16,945	35.55%	30,725	64.45%	14,989	38.94%	23,507	61.06%	15,177	39.76%	22,990	60.24%	11,733	40.74%	17,068	59.26%
100	36.73%	63.27%	15,491	32.29%	32,487	67.71%	17,484	44.34%	21,952	55.66%	15,506	32.62%	32,032	67.38%	13,475	38.28%	21,725	61.72%	13,513	38.78%	21,332	61.22%	9,246	36.05%	16,404	63.95%
101	35.70%	64.30%	15,730	32.08%	33,304	67.92%	17,271	43.62%	22,321	56.38%	15,366	31.82%	32,927	68.18%	13,323	36.49%	23,187	63.51%	13,537	37.47%	22,594	62.53%	8,511	34.08%	16,464	65.92%
102	43.28%	56.72%	20,948	40.65%	30,587	59.35%	21,069	49.27%	21,694	50.73%	20,363	40.05%	30,475	59.95%	17,557	44.49%	21,905	55.51%	17,960	45.74%	21,305	54.26%	11,280	39.70%	17,134	60.30%
103	48.97%	51.03%	32,760	52.37%	29,798	47.63%	23,422	45.74%	27,782	54.26%	31,016	49.65%	31,449	50.35%	26,106	50.79%	25,298	49.21%	26,604	52.12%	24,437	47.88%	13,836	39.22%	21,438	60.78%
104	38.67%	61.33%	20,693	37.31%	34,764	62.69%	18,803	42.04%	25,919	57.96%	20,165	36.55%	35,008	63.45%	17,326	39.69%	26,327	60.31%	17,594	40.64%	25,701	59.36%	10,633	35.69%	19,162	64.31%
105	35.13%	64.87%	16,602	31.36%	36,331	68.64%	18,558	42.26%	25,355	57.74%	16,763	31.90%	35,785	68.10%	14,530	35.98%	25,853	64.02%	14,580	36.40%	25,474	63.60%	9,834	34.11%	18,996	65.89%
106	38.14%	61.86%	18,575	33.50%	36,873	66.50%	20,709	44.31%	26,027	55.69%	19,315	35.13%	35,672	64.87%	16,905	39.15%	26,271	60.85%	17,024	39.94%	25,597	60.06%	12,109	38.61%	19,257	61.39%
107	42.08%	57.92%	23,563	42.16%	32,332	57.84%	20,340	43.54%	26,373	56.46%	22,921	41.13%	32,807	58.87%	19,371	43.31%	25,357	56.69%	19,869	44.85%	24,432	55.15%	11,620	36.00%	20,655	64.00%
108	39.69%	60.31%	16,732	34.82%	31,318	65.18%	19,108	45.88%	22,538	54.12%	17,082	36.07%	30,274	63.93%	15,111	41.50%	21,301	58.50%	15,159	41.79%	21,119	58.21%	10,938	39.88%	16,489	60.12%
109	52.75%	47.25%	25,141	50.89%	24,258	49.11%	23,208	54.20%	19,613	45.80%	25,235	51.29%	23,963	48.71%	21,285	54.16%	18,016	45.84%	21,528	55.12%	17,530	44.88%	14,449	51.10%	13,826	48.90%
110	42.49%	57.51%	19,477	39.64%	29,659	60.36%	19,406	45.29%	23,440	54.71%	19,945	40.87%	28,859	59.13%	17,020	44.35%	21,355	55.65%	16,987	44.70%	21,015	55.30%	11,243	40.47%	16,538	59.53%

RECEIVED by MSC 1/18/2022 10:30:24 PM

	Composite Score				President (2020 & 2016 & 2012)												Senate (2020 & 2018 & 2014 & 2012)					
DISTRICT	Dem	Dem %	Rep	Rep %	Biden (m)	Biden (m) %	Trump20	Trump20 %	Clinton	Clinton %	Trump16	Trump16 %	Obama (m)	Obama (m) %	Romney	Romney %	Peters20	Peters20 %	James20 (m)	James20 (m) %	Stabenow18	Stabenow18 %
1	258,502	92.60%	20,654	7.40%	23,311	89.11%	2,850	10.89%	22,164	92.98%	1,673	7.02%	27,487	95.20%	1,385	4.80%	22,521	89.20%	2,727	10.80%	13,482	92.29%
2	261,320	59.90%	174,928	40.10%	23,944	55.97%	18,837	44.03%	19,642	54.62%	16,316	45.38%	24,550	64.67%	13,410	35.33%	23,709	57.08%	17,830	42.92%	18,528	60.35%
3	265,267	78.48%	72,758	21.52%	25,235	78.17%	7,047	21.83%	22,717	78.55%	6,202	21.45%	24,904	80.26%	6,127	19.74%	24,722	78.95%	6,593	21.05%	16,914	78.20%
4	328,745	94.30%	19,885	5.70%	30,094	91.76%	2,703	8.24%	28,185	94.47%	1,649	5.53%	34,045	96.50%	1,236	3.50%	29,366	92.76%	2,291	7.24%	17,598	94.12%
5	438,662	77.65%	126,246	22.35%	41,720	78.94%	11,128	21.06%	37,219	79.85%	9,395	20.15%	39,364	78.13%	11,021	21.87%	40,149	77.02%	11,981	22.98%	27,844	75.37%
6	470,863	82.17%	102,192	17.83%	44,206	83.71%	8,603	16.29%	39,314	83.58%	7,722	16.42%	42,749	83.04%	8,728	16.96%	42,864	82.24%	9,255	17.76%	29,923	80.06%
7	463,517	81.96%	102,015	18.04%	43,316	82.98%	8,885	17.02%	38,666	83.09%	7,871	16.91%	42,488	83.29%	8,523	16.71%	41,912	81.26%	9,664	18.74%	30,427	80.32%
8	341,385	79.43%	88,387	20.57%	31,871	76.54%	9,770	23.46%	28,160	77.86%	8,006	22.14%	32,916	83.64%	6,440	16.36%	31,142	76.83%	9,390	23.17%	20,984	76.77%
9	311,310	94.74%	17,291	5.26%	28,993	92.89%	2,218	7.11%	27,322	95.32%	1,341	4.68%	31,533	97.08%	947	2.92%	28,146	93.01%	2,115	6.99%	16,645	93.92%
10	366,472	64.85%	198,627	35.15%	36,052	69.04%	16,168	30.96%	31,431	67.33%	15,252	32.67%	31,294	66.34%	15,876	33.66%	34,123	65.85%	17,693	34.15%	23,425	61.44%
11	353,187	67.75%	168,158	32.25%	32,378	66.42%	16,373	33.58%	28,432	65.77%	14,797	34.23%	32,497	70.54%	13,575	29.46%	32,010	66.86%	15,868	33.14%	24,357	66.94%
12	313,082	71.38%	125,555	28.62%	29,580	68.37%	13,687	31.63%	25,107	67.89%	11,876	32.11%	29,024	74.72%	9,818	25.28%	29,433	69.85%	12,705	30.15%	21,334	71.30%
13	303,076	67.75%	144,266	32.25%	27,560	64.30%	15,302	35.70%	24,330	64.51%	13,383	35.49%	29,512	72.32%	11,297	27.68%	27,525	65.96%	14,204	34.04%	19,375	65.98%
14	306,099	74.53%	104,625	25.47%	28,337	71.38%	11,360	28.62%	25,175	72.34%	9,624	27.66%	29,258	78.26%	8,129	21.74%	28,072	72.70%	10,540	27.30%	19,078	72.70%
15	270,884	61.00%	173,183	39.00%	26,680	62.37%	16,098	37.63%	21,180	58.19%	15,221	41.81%	23,330	60.58%	15,179	39.42%	26,400	63.55%	15,139	36.45%	20,415	64.41%
16	405,317	76.67%	123,360	23.33%	36,945	75.86%	11,757	24.14%	33,436	76.27%	10,401	23.73%	36,861	77.44%	10,740	22.56%	36,485	76.82%	11,007	23.18%	26,690	75.60%
17	334,631	68.58%	153,279	31.42%	28,751	69.25%	12,769	30.75%	28,143	67.71%	13,420	32.29%	31,631	69.86%	13,644	30.14%	28,541	70.64%	11,860	29.36%	22,478	66.79%
18	491,476	79.50%	126,756	20.50%	44,649	79.35%	11,622	20.65%	40,045	79.90%	10,076	20.10%	41,350	79.59%	10,605	20.41%	43,812	78.85%	11,753	21.15%	36,486	80.02%
19	412,797	63.70%	235,189	36.30%	40,513	68.37%	18,743	31.63%	34,024	65.94%	17,578	34.06%	32,309	60.22%	21,343	39.78%	38,798	65.63%	20,316	34.37%	32,259	66.16%
20	349,902	55.13%	284,833	44.87%	34,696	56.24%	26,999	43.76%	28,387	55.18%	23,059	44.82%	27,228	52.87%	24,276	47.13%	33,598	54.99%	27,504	45.01%	27,643	58.67%
21	259,240	51.74%	241,843	48.26%	28,019	57.10%	21,053	42.90%	20,982	52.52%	18,967	47.48%	19,736	48.67%	20,817	51.33%	26,490	54.26%	22,332	45.74%	20,619	54.36%
22	309,321	47.67%	339,589	52.33%	28,521	51.79%	26,546	48.21%	24,983	47.22%	27,920	52.78%	24,117	44.83%	29,684	55.17%	27,645	50.77%	26,810	49.23%	26,435	50.97%
23	291,695	60.87%	187,546	39.13%	31,278	65.55%	16,437	34.45%	25,231	63.25%	14,660	36.75%	22,854	57.87%	16,637	42.13%	29,544	62.62%	17,639	37.38%	22,769	63.18%
24	305,861	57.80%	223,265	42.20%	32,934	61.95%	20,226	38.05%	24,409	57.27%	18,209	42.73%	23,264	55.25%	18,840	44.75%	31,693	60.31%	20,861	39.69%	24,265	60.38%
25	275,148	62.02%	168,470	37.98%	22,803	59.83%	15,307	40.17%	22,314	58.08%	16,108	41.92%	25,326	64.80%	13,756	35.20%	22,360	60.32%	14,706	39.68%	21,313	63.25%
26	312,525	70.63%	129,982	29.37%	28,526	65.80%	14,825	34.20%	24,116	66.75%	12,014	33.25%	29,405	74.90%	9,856	25.10%	28,190	66.94%	13,925	33.06%	21,757	70.37%
27	281,073	50.89%	271,239	49.11%	25,840	47.95%	28,055	52.05%	20,434	45.84%	24,145	54.16%	25,150	54.82%	20,726	45.18%	25,467	48.23%	27,336	51.77%	21,546	52.15%
28	251,831	52.32%	229,455	47.68%	23,391	47.28%	26,086	52.72%	18,430	46.33%	21,353	53.67%	22,425	58.07%	16,193	41.93%	23,342	48.43%	24,851	51.57%	18,995	53.22%
29	238,070	52.13%	218,638	47.87%	21,364	46.15%	24,933	53.85%	17,269	45.83%	20,408	54.17%	22,583	58.72%	15,878	41.28%	21,489	47.74%	23,528	52.26%	17,081	52.38%
30	230,506	44.23%	290,674	55.77%	20,116	38.78%	31,750	61.22%	17,050	39.46%	26,161	60.54%	22,927	50.60%	22,385	49.40%	19,705	39.17%	30,599	60.83%	15,850	43.97%
31	275,393	53.89%	235,646	46.11%	25,650	50.10%	25,546	49.90%	21,457	50.05%	21,414	49.95%	21,991	57.82%	16,042	42.18%	25,208	50.38%	24,825	49.62%	21,722	54.85%
32	360,998	76.85%	108,735	23.15%	35,978	78.10%	10,088	21.90%	29,516	76.63%	9,003	23.37%	29,925	76.76%	9,061	23.24%	34,841	76.95%	10,437	23.05%	27,613	77.63%
33	420,621	71.47%	167,901	28.53%	43,239	76.27%	13,455	23.73%	34,964	73.70%	12,479	26.30%	31,485	68.02%	14,801	31.98%	41,264	73.26%	15,064	26.74%	34,102	73.78%
34	214,429	43.63%	277,077	56.37%	19,804	40.66%	28,897	59.34%	15,790	39.41%	24,275	60.59%	20,362	49.81%	20,514	50.19%	18,688	39.12%	29,079	60.88%	16,055	44.31%
35	143,815	32.72%	295,685	67.28%	12,297	27.91%	31,758	72.09%	10,078	27.68%	26,334	72.32%	14,370	39.30%	22,195	60.70%	12,617	29.18%	30,617	70.82%	10,441	32.79%
36	153,719	36.74%	264,662	63.26%	14,148	33.93%	27,549	66.07%	11,300	32.98%	22,961	67.02%	15,159	42.80%	20,263	57.20%	13,407	32.74%	27,543	67.26%	11,055	36.63%
37	179,718	39.54%	274,797	60.46%	17,757	39.22%	27,515	60.78%	13,899	37.11%	23,551	62.89%	16,906	43.20%	22,229	56.80%	16,534	37.18%	27,936	62.82%	13,246	40.07%
38	285,580	51.77%	266,034	48.23%	28,950	54.72%	23,953	45.28%	23,039	51.51%	21,692	48.49%	24,931	52.75%	22,330	47.25%	26,977	51.72%	25,183	48.28%	21,282	52.34%
39	189,211	41.69%	264,591	58.31%	17,790	39.49%	27,260	60.51%	13,845	37.85%	22,731	62.15%	17,512	46.64%	20,036	53.36%	16,928	38.25%	27,326	61.75%	14,155	42.36%
40	297,007	53.99%	253,141	46.01%	31,460	59.08%	21,786	40.92%	24,047	54.86%	19,787	45.14%	23,076	51.84%	21,439	48.16%	29,163	55.15%	23,713	44.85%	23,872	56.44%
41	318,040	74.54%	108,655	25.46%	30,927	76.80%	9,340	23.20%	26,510	75.01%	8,833	24.99%	27,386	74.01%	9,619	25.99%	29,561	74.64%	10,044	25.36%	24,855	75.39%
42	246,225	45.45%	295,466	54.55%	24,261	46.29%	28,154	53.71%	18,837	43.42%	24,542	56.58%	21,204	47.46%	23,470	52.54%	22,864	44.04%	29,052	55.96%	19,164	47.19%
43	160,976	31.62%	348,109	68.38%	15,397	29.85%	36,189	70.15%	11,642	28.38%	29,376	71.62%	14,572	35.98%	25,928	64.02%	14,695	28.65%	36,599	71.35%	12,315	32.58%
44	217,430	51.99%	200,803	48.01%	19,420	49.83%	19,550	50.17%	17,143	49.10%	17,770	50.90%	20,408	55.95%	16,068	44.05%	18,815	49.33%	19,325	50.67%	15,566	51.58%
45	189,025	36.44%	329,707	63.56%	16,804	33.33%	33,612	66.67%	13,341	31.79%	28,629	68.21%	17,351	40.25%	25,753	59.75%	16,929	34.28%	32,459	65.72%	14,099	37.22%
46	215,370	51.81%	200,283	48.19%	20,179	49.85%	20,300	50.15%	16,499	49.08%	17,119	50.92%	19,407	54.83%	15,985	45.17%	20,229	51.04%	19,407	48.96%	15,780	51.98%
47	382,546	61.57%	238,809	38.43%	37,226	62.99%	21,874	37.01%	30,522	61.41%	19,177	38.59%	29,562	60.08%	19,645	39.92%	36,239	62.05%	22,160	37.95%	30,804	64.04%
48	312,504	50.46%	306,850	49.54%	31,778	52.78%	28,427	47.22%	24,044	49.16%	24,868	50.84%	24,337	49.67%	24,659	50.33%	30,197	50.59%	29,490	49.41%	25,172	52.81%
49	239,660	43.65%	309,345	56.35%	25,250	46.03%	29,607	53.97%	18,545	41.87%	25,744	58.13%	18,742	43.21%	24,628	56.79%	24,037	44.26%	30,274	55.74%	19,284	45.64%
50	196,227	35.29%	359,878	64.71%	20,106	35.02%	37,311	64.98%	14,011	31.19%	30,913	68.81%	15,918	37.16%	26,919	62.84%	19,527	34.43%	37,193	65.57%	15,535	36.65%
51	229,955	38.78%	363,093	61.22%	23,801	40.44%	35,055	59.56%	16,852	35.42%	30,725	64.58%	18,579	39.20%	28,812	60.80%	22,806	39.26%	35,279	60.74%	18,619	41.03%
52	239,488	41.01%	344,546	58.99%	23,945	42.00%	33,065	58.00%	17,649	37.74%	29,110	62.26%	20,021	42.07%	27,568	57.93%	23,382	41.47%	33,000	58.53%	19,068	43.16%
53	287,443	70.33%	121,241	29.67%	26,876	67.54%	12,914	32.46%	23,042	68.67%	10,511	31.33%	26,746	74.08%	9,358	25.92%	26,480	67.83%	12,556	32.17%	19,894	69.37%
54	267,126	46.34%	309,291	53.66%	28,327	51.00%	27,220	49.00%	21,049	46.11%	24,598	53.89%	20,640	44.20%	26,056	55.80%	26,894	48.63%	28,409	51.37%	21,431	48.62%
55	267,990	46.63%	306,710	53.37%	28,139	51.35%	26,662	48.65%	21,254	46.45%	24,502	53.55%	21,021	44.38%	26,348	55.62%	26,771	49.17%	27,677	50.83%	21,633	49.68%
56	291,476	52.39%	264,875	47.61%	30,841	58.16%	22,191	41.84%	23,159	52.48%	20,967	47.52%	22,636	49.14%	23,427	50.86%	29,332	55.66%	23,366	44.34%	23,460	55.70%
57	215,912	48.53%	228,973	51.47%	21,118	46.33%	24,464	53.67%	16,615	45.83%	19,637	54.17%	18,572	50.37%	18,301	49.63%	20,951	47.20%	23,434	52.80%	16,303	52.21%
58	239,623	49.74%	242,137	50.26%	22,496	47.11%	25,254	52.89%	17,639	44.80%	21,737	55.20%	21,087	52.19%	19,321	47.81%	22,546	48.41%	24,026	51.59%	18,091	52.25%
59	201,755	37.67%	333,786	62.33%	19,597	35.88%	35,014	64.12%	14,599	33.10%	29,508	66.90%	16,558	39.32%	25,554	60.68%	19,512	36.36%	34,158	63.64%	15,902	40.00%
60	234,995	43.95%	299,708	56.05%	22,818	41.32%	32,398	58.68%	16,848	38.61%	26,787	61.39%	19,551	46.43%	22,562	53.57%	22,739	42.07%	31,308	57.93%	18,383	46.48%
61	271,563	52.02%	250,509	47.98%	25,249	49.80%	25,454	50.20%	20,431	47.35%	22,719	52.65%	23,742	54.43%	19,880	45.57%	25,218	50.83%	24,391	49.17%	20,636	54.44%
62	273,649	50.06%	273,005	49.94%	24,796	46.51%	28,512	53.49%	20,227	44.69%	25,033	55.31%	24,751	53.81%	21,246	46.19%	24,920	47.92%	27,081	52.08%	20,836	52.21%
63	214,269	39.73%	325,099	60.27%	18,971	34.50%	36,025	65.50%	14,303	32.46%	29,755	67.54%	19,617	45.14%	23,837	54.86%	19,323	36.05%	34,277	63.95%	16,275	41.34%
64	217,142	45.30%	262,173	54.70%	18,807	40.22%	27,953	59.78%	15,122	38.44%	24,219	61.56%	19,825	50.20%	19,664	49.80%	18,639	40.94%	26,891	59.06%	16,708	47.02%
65	183,403	34.26%	351,999	65.74%	15,212	27.96%	39,195	72.04%	11,629	26.55%	32,175	73.45%	17,556	41.15%	25,110	58.85%	15,884	29.87%	37,287	70.13%	13,697	34.97%
66	202,864	34.93%	377,939	65.07%	20,154	34.49%	38,276	65.51%	14,422	30.71%	32,546	69.29%	16,961	37.33%	28,476	62.67%	19,607	34.01%	38,045	65.99%	15,986	36.23%
67	250,917	46.08%	293,559	53.92%	20,550	39.14%	31,956	60.86%	17,090	38.63%	27,152	61.37%	24,486	53.45%	21,323	46.55%	21,051	40.80%	30,540	59.20%	17,986	45.35%
68	276,355	49.83%	278,227	50.17%	25,375	46.93%	28,697	53.07%	20,196	44.75%	24,938	55.25%	24,508	53.47%	21,326	46.53%	25,526	47.86%	27,809	52.14%	20,337	49.72%
69	323,172	61.41%	203,120	38.59%	28,010	56.98%	21,151	43.02%	24,178	57.00%	18,238	43.00%	29,532	64.89%	15,982	35.11%	28,376	58.54%	20,094	41.46%	22,924	60.60%
70	374,227	84.91%	66,491	15.09%	30,857	80.92%	7,277	19.08%	29,930	83.01%	6,127	16.99%	38,309	87.87%	5,287	12.13%	30,667	81.90%	6,778	18.10%	23,704	83.60%
71	251,023	45.39%	301,954	54.61%	20,988	39.47%	32,182	60.53%	17,313	39.18%	26,876	60.82%	23,724	51.83%	22,047	48.17%	21,714	41.51%	30,594	58.49%	18,113	45.13%
72	260,583	46.07%	305,018	53.93%	24,971	44.19%	31,532	55.81%	18,977	41.74%	26,489	58.26%	22,718	49.12%	23,530	50.88%	24,795	44.42%	31,028	55.58%	19,158	45.87%
73	262,680	55.00%	214,960	45.00%	23,375	54.82%	19,261	45.18%	21,527	54.12%	18,248	45.88%	21,890	54.83%	18,030	45.17%	23,082	54.46%	19,305	45.54%	21,276	57.51%
74	326,911	67.97%	154,066	32.03%	31,641	68.79%	14,355	31.21%	25,436	66.87%	12,600	33.13%	26,981	67.78%	12,824	32.22%	31,147	68.46%	14,352	31.54%	25,316	69.31%
75	327,413	58.96%	227,885	41.04%	32,220	61.25%	20,386	38.75%	25,838	58.30%	18,478	41.70%	25,634	57.36%	19,056	42.64%	31,364	59.77%	21,114	40.23%	25,757	61.13%
76	292,290	51.70%	273,022	48.30%	27,360	51.21%	26,069	48.79%	21,786	48.81%	22,850	51.19%	24,025	52.34%	21,881	47.66%	27,429	51.95%	25,367	48.05%	22,661	53.47%
77	322,455	61.54%	201,503	38.46%	31,378	62.50%	18,829	37.50%	24,653	60.29%	16,240	39.71%	26,515	61.88%	16,331	38.12%	30,779	61.88%	18,960	38.12%	25,185	63.19%
78	177,054	37.77%	291,695	62.23%	16,399	35.25%	30,120	64.75%	12,566	33.59%	24,846	66.41%	15,771	41.56%	22,179	58.44%	15,895	34.63%	30,011	65.37%	13,742	39.41%
79	160,508	31.25%	353,131	68.75%	18,665	35.76%	33,527	64.24%	12,498	30.48%	28,503	69.52%	11,861	29.97%	27,712	70.03%	17,029	32.64%	35,148	67.36%	13,010	33.09%
80	275,659	51.47%	259,938	48.53%	30,879	59.51%	21,007	40.49%	23,440	54.49%	19,574	45.51%	20,482	46.76%	23,321	53.24%	28,501	54.95%	23,365	45.05%	22,107	54.00%
81	285,844	50.41%	281,219	49.59%	31,544	57.35%	23,463	42.65%	22,719	50.91%	21,908	49.09%	21,380	46.67%	24,428	53.33%	29,257	53.23%	25,710	46.77%	23,731	52.84%
82	312,114	71.66%	123,420	28.34%	32,616	77.00%	9,740	23.00%	26,456	74.78%	8,922	25.22%	25,538	69.98%	10,955	30.02%	30,834	73.14%	11,324	26.86%	24,266	72.51%
83	187,012	50.57%	182,812	49.43%	20,789	54.98%	17,023	45.02%	15,411	50.14%	15,327	49.86%	15,301	49.36%	15,695	50.64%	19,620	52.57%	17,701	47.43%	14,197	52.14%
84	243,716	49.46%	249,048	50.54%	27,128	55.23%	21,994	44.77%	19,228	48.47%	20,444	51.53%	18,909	46.91%	21,396	53.09%	25,521	52.29%	23,286	47.71%	19,786	52.41%
85	138,039	25.42%	405,083	74.58%	17,022	31.95%	36,257	68.05%	10,711	24.69%	32,677	75.31%	9,840	22.85%	33,226	77.15%	15,146	28.33%	38,322	71.67%	11,253	27.56%
86	203,770	42.92%	270,959	57.08%	22,946	49.87%	23,066	50.13%	17,083	44.33%	21,453	55.67%	15,693	40.46%	23,097	59.54%	20,929	45.86%	24,708	54.14%	16,364	44.92%
87	268,142	63.13%	156,618	36.87%	25,281	60.01%	16,848	39.99%	21,165	61.09%	13,481	38.91%	24,965	68.40%	11,535	31.60%	24,445	59.36%	16,735	40.64%	19,126	62.51%
88	245,387	42.98%	325,594	57.02%	25,776	45.37%	31,032	54.63%	19,028	41.78%	26,520	58.22%	19,612	43.26%	25,718	56.74%	24,003	42.58%	32,366	57.42%	19,795	45.03%
89	154,660	33.81%	302,784	66.19%	15,469	32.78%	31,720	67.22%	11,700	31.15%	25,865	68.85%	13,118	36.97%	22,364	63.03%	14,897	31.95%	31,732	68.05%	12,283	35.66%
90	207,162	37.24%	349,053	62.76%	22,505	40.36%	33,257	59.64%	15,885	35.67%	28,647	64.33%	16,166	36.49%	28,138	63.51%	20,848	37.62%	34,564	62.38%	16,925	39.84%
91	171,026	36.99%	291,337	63.01%	15,129	31.71%	32,580	68.29%	11,772	31.50%	25,594	68.50%	16,450	44.26%	20,717	55.74%	14,980	32.06%	31,742	67.94%	12,995	38.06%
92	203,368	49.40%	208,285	50.60%	18,615	45.98%	21,874	54.02%	15,283	45.76%	18,112	54.24%	17,957	53.33%	15,713	46.67%	18,464	46.16%	21,533	53.84%	15,116	49.50%
93	206,155	39.44%	316,588	60.56%	17,481	35.11%	32,315	64.89%	14,208	33.99%	27,588	66.01%	18,874	43.23%	24,781	56.77%	17,860	36.29%	31,356	63.71%	15,170	39.95%
94	336,647	69.36%	148,685	30.64%	29,198	67.61%	13,986	32.39%	26,503	67.53%	12,745	32.47%	31,718	71.14%	12,869	28.86%	29,056	68.17%	13,564	31.83%	22,629	67.96%
95	227,166	41.59%	319,003	58.41%	21,922	41.67%	30,683	58.33%	16,820	38.96%	26,350	61.04%	19,199	42.55%	25,919	57.45%	21,422	40.97%	30,866	59.03%	17,302	42.21%
96	274,622	50.26%	271,760	49.74%	23,475	45.49%	28,130	54.51%	19,388	44.60%	24,083	55.40%	24,689	53.75%	21,247	46.25%	24,260	47.64%	26,661	52.36%	20,141	50.85%
97	217,116	39.93%	326,656	60.07%	17,944	34.85%	33,542	65.15%	14,746	33.56%	29,192	66.44%	20,309	44.28%	25,561	55.72%	18,770	36.85%	32,170	63.15%	15,621	39.92%
98	180,381	34.75%	338,681	65.25%	14,154	27.70%	36,946	72.30%	11,737	27.70%	30,633	72.30%	17,613	41.49%	24,837	58.51%	15,204	30.39%	34,827	69.61%	12,921	35.02%
99	209,769	40.01%	314,549	59.99%	15,495	31.82%	33,200	68.18%	13,860	32.24%	29,132	67.76%	21,034	46.97%	23,748	53.03%	16,945	35.55%	30,725	64.45%	14,989	38.94%
100	182,482	37.94%	298,484	62.06%	15,491	32.29%	32,487	67.71%	12,474	32.68%	25,692	67.32%	17,484	44.34%	21,952	55.66%	15,506	32.62%	32,032	67.38%	13,475	38.28%
101	177,978	36.43%	310,629	63.57%	15,730	32.08%	33,304	67.92%	12,347	31.31%	27,087	68.69%	17,271	43.62%	22,321	56.38%	15,366	31.82%	32,927	68.18%	13,323	36.49%
102	230,242	43.81%	295,320	56.19%	20,948	40.65%	30,587	59.35%	16,607	39.98%	24,927	60.02%	21,069	49.27%	21,694	50.73%	20,363	40.05%	30,475	59.95%	17,557	44.49%
103	314,152	48.17%	337,962	51.83%	32,760	52.37%	29,798	47.63%	24,311	47.01%	27,400	52.99%	23,422	45.74%	27,782	54.26%	31,016	49.65%	31,449	50.35%	26,106	50.79%
104	218,901	38.83%	344,830	61.17%	20,693	37.31%	34,764	62.69%	15,527	34.62%	29,317	65.38%	18,803	42.04%	25,919	57.96%	20,165	36.55%	35,008	63.45%	17,326	39.69%
105	194,704	36.01%	345,949	63.99%	16,602	31.36%	36,331	68.64%	13,085	30.19%	30,251	69.81%	18,558	42.26%	25,355	57.74%	16,763	31.90%	35,785	68.10%	14,530	35.98%
106	223,939	38.91%	351,534	61.09%	18,575	33.50%	36,873	66.50%	14,887	32.23%	31,302	67.77%	20,709	44.31%	26,027	55.69%	19,315	35.13%	35,672	64.87%	16,905	39.15%
107	246,137	42.17%	337,553	57.83%	23,563	42.16%	32,332	57.84%	17,772	38.63%	28,239	61.37%	20,340	43.54%	26,373	56.46%	22,921	41.13%	32,807	58.87%	19,371	43.31%
108	202,307	40.51%	297,105	59.49%	16,732	34.82%	31,318	65.18%	13,837	34.51%	26,259	65.49%	19,108	45.88%	22,538	54.12%	17,082	36.07%	30,274	63.93%	15,111	41.50%
109	275,060	52.93%	244,621	47.07%	25,141	50.89%	24,258	49.11%	19,809	47.98%	21,475	52.02%	23,208	54.20%	19,613	45.80%	25,235	51.29%	23,963	48.71%	21,285	54.16%
110	220,366	42.88%	293,600	57.12%	19,477	39.64%	29,659	60.36%	15,562	37.85%	25,552	62.15%	19,406	45.29%	23,440	54.71%	19,945	40.87%	28,859	59.13%	17,020	44.35%

	Senate (2020 & 2018 & 2014 & 2012)										Governor (2018 & 2014)								Attorney General (2018 & 2014)					
DISTRICT	James18 (m)	James18 (m) %	Peters14	Peters14 %	Land	Land %	Stabenow12	Stabenow12 %	Hoekstra	Hoekstra %	Whitmer (m)	Whitmer (m) %	Schuette18	Schuette18 %	Schauer	Schauer %	Snyder	Snyder %	Nessel	Nessel %	Leonard	Leonard %	Totten	Totten %
1	1,126	7.71%	14,209	95.33%	696	4.67%	26,931	96.24%	1,052	3.76%	13,735	93.49%	957	6.51%	13,603	89.74%	1,556	10.26%	13,193	93.17%	967	6.83%	13,266	90.50%
2	12,171	39.65%	15,322	68.37%	7,088	31.63%	26,226	72.35%	10,023	27.65%	18,918	61.98%	11,607	38.02%	13,372	57.19%	10,010	42.81%	17,254	59.61%	11,693	40.39%	12,463	56.23%
3	4,715	21.80%	13,821	79.23%	3,623	20.77%	25,008	83.55%	4,923	16.45%	17,094	79.26%	4,472	20.74%	12,524	69.54%	5,486	30.46%	16,180	77.89%	4,592	22.11%	12,082	70.09%
4	1,099	5.88%	17,955	95.60%	826	4.40%	33,173	97.03%	1,016	2.97%	17,819	94.97%	943	5.03%	17,379	90.87%	1,746	9.13%	17,287	95.23%	866	4.77%	16,980	91.31%
5	9,098	24.63%	25,678	80.04%	6,402	19.96%	39,611	80.80%	9,414	19.20%	28,554	77.43%	8,322	22.57%	22,482	68.69%	10,249	31.31%	26,851	76.04%	8,461	23.96%	22,636	71.72%
6	7,454	19.94%	28,253	84.41%	5,217	15.59%	42,797	85.43%	7,299	14.57%	30,563	81.95%	6,732	18.05%	25,134	73.54%	9,041	26.46%	28,558	81.06%	6,674	18.94%	25,027	76.16%
7	7,456	19.68%	26,813	84.52%	4,909	15.48%	42,004	85.30%	7,238	14.70%	31,208	82.43%	6,654	17.57%	23,694	72.99%	8,770	27.01%	29,337	81.26%	6,767	18.74%	23,790	76.61%
8	6,350	23.23%	19,040	84.51%	3,489	15.49%	32,777	86.78%	4,992	13.22%	21,689	79.20%	5,695	20.80%	17,724	76.83%	5,346	23.17%	20,256	77.68%	5,820	22.32%	17,014	76.90%
9	1,078	6.08%	16,753	95.98%	702	4.02%	30,574	97.29%	852	2.71%	16,924	94.92%	906	5.08%	16,048	90.57%	1,671	9.43%	16,340	94.93%	873	5.07%	15,791	91.84%
10	14,699	38.56%	22,861	65.94%	11,811	34.06%	31,551	68.72%	14,361	31.28%	24,285	64.05%	13,632	35.95%	18,599	52.33%	16,944	47.67%	22,223	61.05%	14,180	38.95%	19,057	56.07%
11	12,029	33.06%	20,135	71.97%	7,842	28.03%	33,751	76.20%	10,542	23.80%	24,749	68.39%	11,437	31.61%	17,816	61.76%	11,031	38.24%	22,952	66.15%	11,747	33.85%	17,042	61.78%
12	8,586	28.70%	16,538	77.18%	4,889	22.82%	30,155	80.94%	7,099	19.06%	21,613	72.55%	8,178	27.45%	14,937	67.69%	7,129	32.31%	20,277	71.16%	8,216	28.84%	14,303	67.15%
13	9,992	34.02%	16,892	73.60%	6,058	26.40%	31,003	78.76%	8,359	21.24%	19,579	66.96%	9,659	33.04%	15,270	64.46%	8,418	35.54%	18,161	65.06%	9,753	34.94%	14,466	63.17%
14	7,165	27.30%	17,008	79.73%	4,324	20.27%	30,099	83.49%	5,954	16.51%	19,337	73.93%	6,820	26.07%	15,719	71.60%	6,236	28.40%	18,191	72.47%	6,909	27.53%	14,985	70.62%
15	11,279	35.59%	14,688	62.86%	8,678	37.14%	24,867	67.54%	11,949	32.46%	20,601	65.31%	10,941	34.69%	12,095	49.57%	12,307	50.43%	18,955	62.82%	11,220	37.18%	11,569	50.19%
16	8,614	24.40%	23,625	79.71%	6,013	20.29%	37,578	81.67%	8,432	18.33%	27,430	77.67%	7,884	22.33%	21,606	70.96%	8,841	29.04%	25,917	76.14%	8,123	23.86%	20,931	71.49%
17	11,176	33.21%	19,477	70.99%	7,958	29.01%	32,569	74.79%	10,981	25.21%	22,878	68.31%	10,612	31.69%	17,258	60.86%	11,101	39.14%	21,388	66.19%	10,927	33.81%	16,735	61.60%
18	9,111	19.98%	29,167	81.86%	6,463	18.14%	41,983	82.90%	8,659	17.10%	37,048	81.47%	8,428	18.53%	26,391	73.01%	9,754	26.99%	35,169	80.39%	8,580	19.61%	25,913	74.08%
19	16,499	33.84%	24,235	64.48%	13,352	35.52%	33,764	64.62%	18,483	35.38%	32,808	67.51%	15,790	32.49%	18,264	47.66%	20,058	52.34%	30,605	65.45%	16,159	34.55%	19,657	53.39%
20	19,470	41.33%	20,625	59.71%	13,917	40.29%	29,280	59.36%	20,048	40.64%	28,163	59.97%	18,797	40.03%	14,848	41.76%	20,704	58.24%	26,276	58.10%	18,947	41.90%	15,767	46.61%
21	17,310	45.64%	13,807	51.65%	12,924	48.35%	20,822	53.42%	18,159	46.58%	21,078	55.75%	16,728	44.25%	9,925	35.94%	17,693	64.06%	19,013	52.57%	17,155	47.43%	10,451	39.67%
22	25,426	49.03%	18,918	49.56%	19,254	50.44%	26,276	51.07%	25,173	48.93%	26,852	52.25%	24,540	47.75%	13,759	34.58%	26,030	65.42%	23,983	48.58%	25,385	51.42%	14,242	37.56%
23	13,272	36.82%	13,412	58.33%	9,583	41.67%	22,990	61.21%	14,572	38.79%	23,047	64.37%	12,759	35.63%	10,276	43.35%	13,430	56.65%	21,424	62.10%	13,076	37.90%	10,940	48.32%
24	15,921	39.62%	15,542	57.39%	11,541	42.61%	24,617	60.95%	15,774	39.05%	24,799	62.06%	15,160	37.94%	12,487	44.37%	15,657	55.63%	22,649	58.86%	15,828	41.14%	12,374	46.14%
25	12,386	36.75%	15,559	67.26%	7,574	32.74%	26,854	71.98%	10,454	28.02%	21,741	64.75%	11,835	35.25%	13,696	56.92%	10,366	43.08%	20,065	62.48%	12,049	37.52%	12,920	56.18%
26	9,159	29.63%	17,597	78.49%	4,822	21.51%	30,323	80.59%	7,302	19.41%	22,250	72.49%	8,444	27.51%	16,245	70.35%	6,848	29.65%	20,893	70.73%	8,646	29.27%	15,370	69.23%
27	19,771	47.85%	17,147	58.83%	12,000	41.17%	27,453	62.66%	16,363	37.34%	22,194	54.18%	18,771	45.82%	14,470	47.44%	16,030	52.56%	19,847	51.07%	19,019	48.93%	13,383	46.42%
28	16,694	46.78%	14,677	61.81%	9,068	38.19%	24,493	66.57%	12,298	33.43%	19,585	55.30%	15,830	44.70%	13,067	52.83%	11,665	47.17%	17,601	52.22%	16,107	47.78%	11,794	50.23%
29	15,527	47.62%	14,064	62.08%	8,589	37.92%	24,752	67.55%	11,893	32.45%	17,503	54.20%	14,788	45.80%	12,596	52.72%	11,297	47.28%	15,687	51.21%	14,943	48.79%	11,472	50.76%
30	20,197	56.03%	13,724	50.79%	13,296	49.21%	24,242	57.24%	18,109	42.76%	16,333	45.66%	19,438	54.34%	13,165	46.80%	14,968	53.20%	14,559	42.66%	19,571	57.34%	11,715	44.09%
31	17,879	45.15%	16,376	61.08%	10,434	38.92%	23,893	65.51%	12,578	34.49%	22,227	56.65%	17,007	43.35%	14,870	53.21%	13,076	46.79%	20,107	53.59%	17,411	46.41%	13,755	51.56%
32	7,957	22.37%	17,788	76.88%	5,350	23.12%	30,044	79.95%	7,535	20.05%	28,098	79.41%	7,284	20.59%	16,388	69.19%	7,299	30.81%	26,560	78.08%	7,458	21.92%	15,827	69.43%
33	12,119	26.22%	22,053	70.09%	9,413	29.91%	31,726	71.02%	12,943	28.98%	34,532	75.16%	11,411	24.84%	18,256	56.73%	13,924	43.27%	32,488	73.19%	11,900	26.81%	18,720	60.54%
34	20,177	55.69%	11,716	46.09%	13,702	53.91%	21,322	54.90%	17,519	45.10%	16,519	45.86%	19,505	54.14%	11,802	45.17%	14,324	54.83%	14,862	43.13%	19,593	56.87%	10,002	40.48%
35	21,400	67.21%	8,831	40.08%	13,202	59.92%	16,407	46.87%	18,599	53.13%	10,712	33.93%	20,862	66.07%	8,067	35.42%	14,706	64.58%	9,133	30.08%	21,234	69.92%	6,082	28.21%
36	19,127	63.37%	8,692	41.02%	12,500	58.98%	15,699	46.54%	18,033	53.46%	11,441	38.23%	18,482	61.77%	8,145	37.66%	13,482	62.34%	9,989	34.62%	18,864	65.38%	7,026	33.88%
37	19,814	59.93%	8,201	37.13%	13,884	62.87%	16,773	45.13%	20,393	54.87%	13,456	41.09%	19,295	58.91%	9,167	41.10%	13,136	58.90%	12,354	39.19%	19,172	60.81%	8,046	37.38%
38	19,376	47.66%	13,860	48.41%	14,769	51.59%	24,617	54.14%	20,848	45.86%	21,675	53.73%	18,663	46.27%	13,530	46.44%	15,603	53.56%	20,076	51.45%	18,944	48.55%	12,638	44.99%
39	19,260	57.64%	11,337	47.85%	12,358	52.15%	18,473	51.18%	17,624	48.82%	14,601	44.02%	18,567	55.98%	10,003	40.77%	14,531	59.23%	12,497	39.41%	19,215	60.59%	8,947	38.23%
40	18,422	43.56%	15,733	53.51%	13,669	46.49%	23,289	54.36%	19,557	45.64%	24,209	57.72%	17,734	42.28%	13,085	42.86%	17,447	57.14%	21,551	53.34%	18,851	46.66%	12,699	43.80%
41	8,113	24.61%	15,028	74.47%	5,153	25.53%	26,399	74.88%	8,856	25.12%	25,483	77.62%	7,347	22.38%	13,792	66.09%	7,077	33.91%	23,900	75.38%	7,805	24.62%	13,449	67.91%
42	21,446	52.81%	14,302	49.14%	14,802	50.86%	21,944	51.19%	20,926	48.81%	19,742	48.97%	20,573	51.03%	11,922	39.46%	18,293	60.54%	16,899	43.71%	21,763	56.29%	11,003	38.38%
43	25,479	67.42%	9,820	37.26%	16,532	62.74%	15,751	40.30%	23,333	59.70%	12,796	34.22%	24,598	65.78%	8,173	29.87%	19,190	70.13%	10,635	29.53%	25,375	70.47%	7,253	27.78%
44	14,613	48.42%	12,649	57.66%	9,290	42.34%	21,249	60.52%	13,864	39.48%	16,103	53.82%	13,819	46.18%	11,361	49.92%	11,398	50.08%	14,250	49.68%	14,435	50.32%	10,181	47.34%
45	23,779	62.78%	12,693	45.09%	15,455	54.91%	19,730	47.63%	21,695	52.37%	14,416	38.56%	22,966	61.44%	10,978	37.34%	18,426	62.66%	12,169	33.85%	23,777	66.15%	8,689	31.30%
46	14,578	48.02%	12,339	57.28%	9,203	42.72%	20,777	61.07%	13,247	38.93%	16,322	54.08%	13,859	45.92%	10,801	48.42%	11,508	51.58%	14,635	50.57%	14,304	49.43%	9,253	42.94%
47	17,300	35.96%	22,197	63.80%	12,595	36.20%	31,051	65.28%	16,512	34.72%	31,159	65.29%	16,563	34.71%	18,794	52.52%	16,992	47.48%	29,143	63.10%	17,044	36.90%	18,245	53.01%
48	22,493	47.19%	18,263	53.36%	15,963	46.64%	25,835	54.89%	21,231	45.11%	25,759	54.33%	21,657	45.67%	14,486	40.86%	20,964	59.14%	23,535	51.59%	22,083	48.41%	14,479	42.50%
49	22,966	54.36%	13,111	46.51%	15,081	53.49%	20,284	49.10%	21,031	50.90%	19,947	47.50%	22,043	52.50%	9,873	33.49%	19,611	66.51%	17,727	44.07%	22,497	55.93%	9,726	34.55%
50	26,854	63.35%	11,625	41.41%	16,446	58.59%	18,120	44.33%	22,755	55.67%	16,357	38.82%	25,776	61.18%	9,222	31.24%	20,297	68.76%	14,038	34.85%	26,246	65.15%	8,137	28.82%
51	26,762	58.97%	13,522	43.43%	17,614	56.57%	20,326	45.23%	24,617	54.77%	19,270	42.85%	25,705	57.15%	10,260	31.44%	22,377	68.56%	16,847	39.27%	26,049	60.73%	9,792	31.57%
52	25,109	56.84%	14,144	45.24%	17,121	54.76%	22,198	49.02%	23,085	50.98%	19,692	45.02%	24,045	54.98%	10,902	33.57%	21,570	66.43%	17,193	41.25%	24,490	58.75%	10,158	32.81%
53	8,786	30.63%	15,478	75.18%	5,109	24.82%	27,030	78.14%	7,563	21.86%	20,379	71.40%	8,162	28.60%	14,077	66.95%	6,948	33.05%	19,054	69.49%	8,367	30.51%	13,652	67.18%
54	22,651	51.38%	14,924	47.44%	16,534	52.56%	21,915	48.86%	22,937	51.14%	22,055	50.44%	21,669	49.56%	10,685	32.89%	21,802	67.11%	19,798	47.24%	22,107	52.76%	11,060	35.50%
55	21,913	50.32%	15,113	47.97%	16,389	52.03%	22,429	49.40%	22,973	50.60%	22,009	50.83%	21,287	49.17%	10,619	32.63%	21,923	67.37%	19,479	47.05%	21,923	52.95%	10,828	34.92%
56	18,655	44.30%	16,421	53.55%	14,243	46.45%	23,891	54.32%	20,087	45.68%	23,866	57.03%	17,980	42.97%	11,481	36.24%	20,196	63.76%	21,341	53.55%	18,513	46.45%	12,164	40.35%
57	14,924	47.79%	12,262	53.40%	10,701	46.60%	20,558	58.20%	14,763	41.80%	16,287	52.54%	14,710	47.46%	9,566	40.20%	14,232	59.80%	14,826	49.74%	14,981	50.26%	9,337	41.00%
58	16,535	47.75%	14,241	56.82%	10,824	43.18%	23,895	61.81%	14,766	38.19%	18,347	53.40%	16,011	46.60%	11,816	45.17%	14,345	54.83%	16,291	49.75%	16,455	50.25%	10,806	43.23%
59	23,855	60.00%	12,490	45.50%	14,963	54.50%	19,892	49.69%	20,143	50.31%	16,087	40.77%	23,373	59.23%	9,628	33.69%	18,950	66.31%	14,027	37.03%	23,855	62.97%	8,793	32.28%
60	21,171	53.52%	14,288	52.71%	12,820	47.29%	23,010	57.09%	17,292	42.91%	18,702	47.55%	20,633	52.45%	11,571	40.78%	16,804	59.22%	16,361	43.56%	21,200	56.44%	10,457	38.76%
61	17,273	45.56%	16,108	58.72%	11,326	41.28%	26,653	63.85%	15,089	36.15%	20,679	55.06%	16,879	44.94%	13,346	46.64%	15,271	53.36%	18,669	52.03%	17,214	47.97%	12,404	45.56%
62	19,074	47.79%	16,326	58.16%	11,747	41.84%	28,154	64.14%	15,740	35.86%	20,829	52.57%	18,793	47.43%	13,596	46.14%	15,869	53.86%	18,637	49.53%	18,992	50.47%	12,366	44.31%
63	23,092	58.66%	14,188	50.68%	13,807	49.32%	23,599	56.95%	17,842	43.05%	16,564	42.47%	22,441	57.53%	11,929	40.98%	17,183	59.02%	14,141	38.07%	23,002	61.93%	10,409	37.45%
64	18,826	52.98%	13,928	54.76%	11,505	45.24%	23,410	61.69%	14,535	38.31%	16,816	48.46%	17,886	51.54%	12,246	46.32%	14,190	53.68%	14,729	44.18%	18,613	55.82%	10,926	42.93%
65	25,469	65.03%	12,804	45.67%	15,234	54.33%	21,776	53.33%	19,053	46.67%	13,810	35.72%	24,848	64.28%	11,107	37.83%	18,257	62.17%	11,766	31.85%	25,173	68.15%	9,140	32.54%
66	28,141	63.77%	12,705	41.64%	17,803	58.36%	19,650	45.32%	23,706	54.68%	16,594	37.95%	27,136	62.05%	9,627	30.21%	22,245	69.79%	14,181	34.02%	27,499	65.98%	8,795	29.03%
67	21,678	54.65%	17,130	58.35%	12,229	41.65%	27,570	62.49%	16,549	37.51%	18,812	47.97%	20,403	52.03%	15,583	51.63%	14,597	48.37%	15,919	42.43%	21,603	57.57%	13,199	45.16%
68	20,567	50.28%	17,170	58.06%	12,405	41.94%	26,933	61.03%	17,196	38.97%	21,533	53.05%	19,054	46.95%	15,296	50.50%	14,995	49.50%	18,413	47.48%	20,368	52.52%	13,055	45.12%
69	14,905	39.40%	20,629	70.31%	8,711	29.69%	31,943	72.32%	12,223	27.68%	23,801	63.26%	13,824	36.74%	19,054	63.94%	10,747	36.06%	20,789	57.51%	15,360	42.49%	16,918	58.48%
70	4,649	16.40%	22,196	89.75%	2,535	10.25%	38,428	90.37%	4,096	9.63%	24,112	85.42%	4,117	14.58%	21,600	86.59%	3,346	13.41%	22,642	83.08%	4,611	16.92%	20,469	83.69%
71	22,025	54.87%	17,887	56.80%	13,602	43.20%	26,739	60.68%	17,325	39.32%	19,107	47.84%	20,835	52.16%	15,935	49.09%	16,528	50.91%	15,554	40.95%	22,426	59.05%	12,220	38.74%
72	22,609	54.13%	15,887	53.63%	13,739	46.37%	24,969	56.25%	19,418	43.75%	20,302	48.92%	21,197	51.08%	13,575	44.39%	17,007	55.61%	17,581	44.31%	22,094	55.69%	12,087	41.50%
73	15,719	42.49%	15,058	58.18%	10,823	41.82%	23,568	61.22%	14,927	38.78%	22,005	60.07%	14,628	39.93%	12,930	48.48%	13,740	51.52%	19,600	55.47%	15,737	44.53%	11,534	44.84%
74	11,209	30.69%	18,422	70.36%	7,759	29.64%	28,198	73.07%	10,394	26.93%	25,874	71.54%	10,293	28.46%	17,072	63.79%	9,691	36.21%	23,598	67.67%	11,273	32.33%	15,163	58.40%
75	16,381	38.87%	19,369	61.78%	11,985	38.22%	27,210	62.88%	16,065	37.12%	26,928	64.38%	14,898	35.62%	16,743	52.17%	15,348	47.83%	23,651	58.41%	16,841	41.59%	15,154	48.71%
76	19,722	46.53%	18,931	56.97%	14,299	43.03%	26,121	59.01%	18,147	40.99%	23,395	55.72%	18,595	44.28%	17,334	50.72%	16,844	49.28%	20,213	50.73%	19,633	49.27%	14,177	42.97%
77	14,671	36.81%	18,829	64.13%	10,533	35.87%	27,671	66.74%	13,787	33.26%	26,064	65.91%	13,479	34.09%	17,195	57.04%	12,950	42.96%	23,010	60.33%	15,133	39.67%	15,131	51.89%
78	21,126	60.59%	11,582	45.78%	13,720	54.22%	17,471	47.84%	19,051	52.16%	14,453	41.90%	20,043	58.10%	9,895	37.56%	16,452	62.44%	11,663	35.46%	21,231	64.54%	8,210	32.94%
79	26,304	66.91%	8,174	30.61%	18,531	69.39%	12,626	32.78%	25,897	67.22%	13,502	34.65%	25,467	65.35%	6,377	23.23%	21,075	76.77%	11,250	30.07%	26,162	69.93%	5,824	22.15%
80	18,829	46.00%	12,838	46.32%	14,875	53.68%	20,378	47.89%	22,176	52.11%	22,767	56.01%	17,883	43.99%	10,084	35.48%	18,335	64.52%	20,260	51.84%	18,819	48.16%	10,088	37.11%
81	21,177	47.16%	14,050	48.03%	15,200	51.97%	21,745	48.96%	22,672	51.04%	24,622	55.30%	19,902	44.70%	11,394	37.56%	18,945	62.44%	21,808	51.05%	20,911	48.95%	10,965	38.23%
82	9,202	27.49%	13,887	66.33%	7,048	33.67%	24,638	69.59%	10,765	30.41%	24,968	74.80%	8,412	25.20%	12,155	56.89%	9,209	43.11%	23,202	72.21%	8,929	27.79%	12,205	59.63%
83	13,034	47.86%	7,919	47.26%	8,836	52.74%	15,289	51.35%	14,483	48.65%	14,799	54.52%	12,345	45.48%	6,811	39.56%	10,408	60.44%	13,154	50.99%	12,643	49.01%	6,344	38.59%
84	17,969	47.59%	11,393	46.98%	12,860	53.02%	19,065	49.09%	19,773	50.91%	20,511	54.58%	17,071	45.42%	9,568	38.29%	15,423	61.71%	17,963	50.14%	17,860	49.86%	8,875	37.32%
85	29,577	72.44%	6,728	23.00%	22,521	77.00%	10,148	23.99%	32,147	76.01%	11,790	29.11%	28,716	70.89%	5,251	17.58%	24,620	82.42%	9,716	24.87%	29,352	75.13%	4,727	16.24%
86	20,064	55.08%	9,288	38.41%	14,891	61.59%	15,538	41.12%	22,247	58.88%	17,035	47.08%	19,145	52.92%	7,152	28.85%	17,641	71.15%	14,879	42.95%	19,763	57.05%	7,046	29.62%
87	11,471	37.49%	14,542	68.86%	6,576	31.14%	24,986	70.78%	10,316	29.22%	19,779	64.53%	10,872	35.47%	13,284	61.06%	8,470	38.94%	17,814	61.22%	11,284	38.78%	12,259	59.44%
88	24,161	54.97%	13,553	45.37%	16,317	54.63%	20,297	46.25%	23,592	53.75%	20,438	46.76%	23,274	53.24%	11,049	35.85%	19,774	64.15%	17,381	41.95%	24,056	58.05%	10,285	35.03%
89	22,164	64.34%	8,594	37.69%	14,208	62.31%	14,026	40.83%	20,329	59.17%	12,527	36.52%	21,771	63.48%	7,372	31.36%	16,135	68.64%	10,503	32.25%	22,062	67.75%	6,407	28.57%
90	25,557	60.16%	11,199	39.23%	17,348	60.77%	17,332	40.39%	25,577	59.61%	17,344	41.14%	24,816	58.86%	8,879	30.07%	20,650	69.93%	14,669	36.50%	25,525	63.50%	8,085	28.83%
91	21,147	61.94%	10,963	46.87%	12,427	53.13%	18,368	51.12%	17,565	48.88%	13,494	39.90%	20,325	60.10%	9,282	38.22%	15,005	61.78%	10,860	33.96%	21,120	66.04%	7,949	34.59%
92	15,420	50.50%	12,300	56.72%	9,385	43.28%	20,022	61.95%	12,298	38.05%	15,781	51.92%	14,614	48.08%	10,948	48.95%	11,419	51.05%	13,613	46.88%	15,427	53.12%	9,099	41.56%
93	22,800	60.05%	15,083	50.63%	14,710	49.37%	22,401	53.36%	19,576	46.64%	15,580	41.39%	22,062	58.61%	13,283	43.23%	17,441	56.77%	12,553	34.98%	23,335	65.02%	9,911	33.02%
94	10,670	32.04%	20,876	74.83%	7,021	25.17%	32,963	76.30%	10,238	23.70%	23,262	70.19%	9,879	29.81%	19,383	68.41%	8,950	31.59%	21,259	67.16%	10,395	32.84%	17,511	62.50%
95	23,684	57.79%	13,990	46.66%	15,996	53.34%	22,072	50.69%	21,472	49.31%	17,576	43.11%	23,193	56.89%	11,751	38.19%	19,020	61.81%	15,293	39.84%	23,092	60.16%	9,454	30.95%
96	19,466	49.15%	19,448	61.70%	12,073	38.30%	28,042	63.40%	16,186	36.60%	20,724	52.55%	18,709	47.45%	17,120	52.56%	15,455	47.44%	17,533	47.48%	19,391	52.52%	13,750	43.09%
97	23,507	60.08%	15,824	51.52%	14,889	48.48%	24,127	54.80%	19,904	45.20%	16,116	41.45%	22,760	58.55%	13,791	43.74%	17,741	56.26%	13,143	35.68%	23,695	64.32%	11,002	35.54%
98	23,972	64.98%	12,996	45.21%	15,748	54.79%	23,796	57.76%	17,403	42.24%	12,685	34.74%	23,825	65.26%	11,078	37.23%	18,681	62.77%	10,469	30.04%	24,381	69.96%	8,002	27.74%
99	23,507	61.06%	15,864	54.51%	13,239	45.49%	25,573	59.59%	17,341	40.41%	15,177	39.76%	22,990	60.24%	13,760	45.72%	16,336	54.28%	12,444	35.29%	22,822	64.71%	10,695	36.03%
100	21,725	61.72%	12,273	47.76%	13,422	52.24%	20,610	54.10%	17,489	45.90%	13,513	38.78%	21,332	61.22%	11,487	43.08%	15,176	56.92%	11,141	33.73%	21,887	66.27%	8,731	33.48%
101	23,187	63.51%	11,424	45.39%	13,747	54.61%	19,193	50.18%	19,053	49.82%	13,537	37.47%	22,594	62.53%	10,155	38.96%	15,912	61.04%	11,242	32.76%	23,075	67.24%	8,130	32.32%
102	21,905	55.51%	14,680	51.25%	13,964	48.75%	22,478	54.20%	18,991	45.80%	17,960	45.74%	21,305	54.26%	13,303	44.80%	16,388	55.20%	15,210	41.02%	21,872	58.98%	10,908	38.30%
103	25,298	49.21%	17,622	49.26%	18,153	50.74%	24,804	50.06%	24,744	49.94%	26,604	52.12%	24,437	47.88%	15,122	41.27%	21,521	58.73%	23,787	48.35%	25,408	51.65%	13,875	39.06%
104	26,327	60.31%	13,836	46.02%	16,232	53.98%	20,976	48.74%	22,061	51.26%	17,594	40.64%	25,701	59.36%	12,355	40.10%	18,455	59.90%	15,074	36.52%	26,202	63.48%	10,076	33.64%
105	25,853	64.02%	13,282	45.56%	15,869	54.44%	21,880	51.76%	20,393	48.24%	14,580	36.40%	25,474	63.60%	12,376	40.96%	17,841	59.04%	11,994	31.47%	26,114	68.53%	9,561	32.49%
106	26,271	60.85%	15,780	49.18%	16,304	50.82%	24,984	55.13%	20,336	44.87%	17,024	39.94%	25,597	60.06%	14,652	44.96%	17,936	55.04%	14,081	34.73%	26,458	65.27%	11,595	36.70%
107	25,357	56.69%	15,544	47.13%	17,436	52.87%	23,318	51.60%	21,874	48.40%	19,869	44.85%	24,432	55.15%	14,172	41.11%	20,303	58.89%	17,015	40.18%	25,337	59.82%	11,263	34.54%
108	21,301	58.50%	12,870	45.45%	15,445	54.55%	22,280	55.92%	17,565	44.08%	15,159	41.79%	21,119	58.21%	12,922	45.03%	15,775	54.97%	13,346	38.78%	21,072	61.22%	10,812	39.50%
109	18,016	45.84%	16,328	56.15%	12,750	43.85%	26,454	63.73%	15,053	36.27%	21,528	55.12%	17,530	44.88%	16,273	55.33%	13,136	44.67%	19,463	52.44%	17,655	47.56%	13,917	49.27%
110	21,355	55.65%	13,046	45.90%	15,375	54.10%	22,577	54.87%	18,570	45.13%	16,987	44.70%	21,015	55.30%	12,872	44.81%	15,851	55.19%	15,350	42.24%	20,986	57.76%	11,207	40.61%

	Attorney General (2018 & 2014)		Secretary of State (2018 & 2014)								Governor (Democratic Primary 2018)					
DISTRICT	Scuette14	Schuette14 %	Benson	Benson %	Lang	Lang %	Dillard (m)	Dillard (m) %	Johnson	Johnson %	El-Sayed	El Sayed %	Thanedar	Thanedar %	Whitmer (Pri)	Whitmer (Pri) %
1	1,392	9.50%	13,667	93.69%	920	6.31%	13,384	90.27%	1,442	9.73%	3064	35.05%	2952	33.77%	2725	31.17%
2	9,701	43.77%	18,823	62.90%	11,104	37.10%	11,924	53.70%	10,282	46.30%	2695	28.94%	1775	19.06%	4841	51.99%
3	5,156	29.91%	17,011	79.95%	4,267	20.05%	11,871	68.59%	5,437	31.41%	4887	48.09%	2036	20.03%	3240	31.88%
4	1,615	8.69%	17,654	95.19%	892	4.81%	16,993	91.80%	1,518	8.20%	5194	42.30%	3813	31.05%	3272	26.65%
5	8,925	28.28%	28,230	77.47%	8,211	22.53%	22,026	69.02%	9,888	30.98%	4647	26.83%	4550	26.27%	8122	46.90%
6	7,836	23.84%	30,191	82.13%	6,570	17.87%	24,267	72.87%	9,036	27.13%	5952	30.09%	4719	23.86%	9109	46.05%
7	7,265	23.39%	30,742	82.45%	6,545	17.55%	22,988	73.06%	8,476	26.94%	8120	39.46%	3878	18.85%	8578	41.69%
8	5,110	23.10%	21,531	79.66%	5,497	20.34%	16,917	75.58%	5,465	24.42%	4395	34.32%	3528	27.55%	4882	38.13%
9	1,403	8.16%	16,794	94.98%	888	5.02%	15,863	91.61%	1,453	8.39%	5104	43.71%	3461	29.64%	3112	26.65%
10	14,931	43.93%	23,582	62.83%	13,950	37.17%	18,007	52.60%	16,229	47.40%	5565	33.90%	3207	19.54%	7643	46.56%
11	10,541	38.22%	24,664	68.98%	11,089	31.02%	16,650	60.03%	11,084	39.97%	3814	28.98%	3103	23.58%	6245	47.45%
12	6,998	32.85%	21,666	73.57%	7,785	26.43%	14,185	66.15%	7,259	33.85%	2762	26.94%	2654	25.89%	4835	47.17%
13	8,435	36.83%	19,766	68.53%	9,078	31.47%	14,242	62.08%	8,698	37.92%	2590	25.56%	2756	27.20%	4787	47.24%
14	6,233	29.38%	19,468	75.08%	6,463	24.92%	14,904	70.13%	6,349	29.87%	2898	28.31%	2842	27.76%	4497	43.93%
15	11,482	49.81%	20,472	66.20%	10,451	33.80%	10,676	46.14%	12,464	53.86%	5990	50.01%	1314	10.97%	4673	39.02%
16	8,347	28.51%	27,220	78.13%	7,621	21.87%	20,664	69.98%	8,865	30.02%	4580	28.33%	4222	26.12%	7363	45.55%
17	10,433	38.40%	22,839	69.01%	10,258	30.99%	16,208	59.22%	11,161	40.78%	3657	28.22%	3327	25.67%	5977	46.12%
18	9,068	25.92%	36,797	81.77%	8,201	18.23%	25,378	72.10%	9,822	27.90%	5990	28.66%	4788	22.91%	10120	48.43%
19	17,160	46.61%	32,499	67.78%	15,447	32.22%	17,881	48.12%	19,282	51.88%	5501	29.64%	2437	13.13%	10620	57.23%
20	18,062	53.39%	27,923	60.43%	18,281	39.57%	13,913	40.86%	20,136	59.14%	4472	29.48%	1546	10.19%	9153	60.33%
21	15,896	60.33%	20,778	56.03%	16,309	43.97%	9,098	34.26%	17,461	65.74%	3149	30.12%	1416	13.54%	5890	56.34%
22	23,673	62.44%	26,474	52.33%	24,117	47.67%	12,165	31.95%	25,914	68.05%	4300	29.95%	1259	8.77%	8799	61.28%
23	11,703	51.68%	22,663	64.29%	12,586	35.71%	9,974	43.58%	12,913	56.42%	5092	40.72%	1016	8.12%	6397	51.16%
24	14,446	53.86%	24,469	62.13%	14,916	37.87%	11,319	41.77%	15,778	58.23%	5165	38.07%	1789	13.19%	6614	48.75%
25	10,077	43.82%	21,694	65.72%	11,315	34.28%	12,375	53.62%	10,705	46.38%	3279	28.13%	2317	19.88%	6059	51.99%
26	6,832	30.77%	22,237	73.25%	8,122	26.75%	15,106	67.64%	7,228	32.36%	2862	25.10%	3180	27.88%	5362	47.02%
27	15,445	53.58%	21,773	54.39%	18,260	45.61%	12,504	43.18%	16,455	56.82%	3224	28.08%	1582	13.78%	6674	58.14%
28	11,686	49.77%	19,366	55.72%	15,393	44.28%	11,326	47.94%	12,297	52.06%	2368	25.61%	1515	16.39%	5363	58.00%
29	11,127	49.24%	17,416	54.96%	14,274	45.04%	10,990	48.38%	11,725	51.62%	2144	25.57%	1613	19.24%	4628	55.19%
30	14,857	55.91%	15,704	45.00%	19,194	55.00%	11,394	42.62%	15,340	57.38%	1737	24.06%	1156	16.01%	4327	59.93%
31	12,923	48.44%	21,979	56.96%	16,606	43.04%	13,333	49.58%	13,558	50.42%	3062	28.57%	1827	17.05%	5829	54.39%
32	6,968	30.57%	27,947	79.72%	7,110	20.28%	15,520	67.11%	7,605	32.89%	7491	48.20%	2143	13.79%	5909	38.02%
33	12,201	39.46%	34,148	75.28%	11,215	24.72%	17,526	56.16%	13,684	43.84%	9292	47.17%	1406	7.14%	9002	45.70%
34	14,707	59.52%	15,711	44.43%	19,654	55.57%	9,711	38.53%	15,492	61.47%	1992	30.31%	688	10.47%	3893	59.23%
35	15,479	71.79%	10,065	32.50%	20,908	67.50%	6,229	28.75%	15,435	71.25%	995	20.24%	1265	25.73%	2657	54.04%
36	13,714	66.12%	11,230	37.95%	18,364	62.05%	6,887	32.94%	14,020	67.06%	1210	26.96%	865	19.27%	2413	53.77%
37	13,479	62.62%	12,880	39.82%	19,463	60.18%	7,603	34.92%	14,172	65.08%	1476	30.69%	558	11.60%	2776	57.71%
38	15,453	55.01%	20,952	52.41%	19,024	47.59%	12,235	43.25%	16,055	56.75%	2908	30.37%	1404	14.66%	5263	54.97%
39	14,456	61.77%	14,098	43.28%	18,479	56.72%	8,670	36.97%	14,781	63.03%	1777	27.60%	1159	18.00%	3502	54.40%
40	16,297	56.20%	23,913	57.73%	17,506	42.27%	11,708	40.24%	17,384	59.76%	3990	34.19%	1595	13.67%	6084	52.14%
41	6,356	32.09%	25,315	77.90%	7,180	22.10%	12,884	64.53%	7,081	35.47%	5292	44.16%	1837	15.33%	4856	40.52%
42	17,664	61.62%	19,406	48.91%	20,274	51.09%	10,475	36.31%	18,376	63.69%	2891	29.97%	1684	17.46%	5072	52.58%
43	18,852	72.22%	12,237	33.13%	24,697	66.87%	7,028	26.77%	19,228	73.23%	1470	26.21%	1151	20.52%	2987	53.26%
44	11,326	52.66%	15,894	53.72%	13,693	46.28%	10,147	46.53%	11,660	53.47%	1769	26.19%	1660	24.58%	3325	49.23%
45	19,071	68.70%	13,845	37.47%	23,102	62.53%	8,926	31.84%	19,112	68.16%	1358	19.95%	1478	21.71%	3972	58.34%
46	12,295	57.06%	15,746	53.04%	13,939	46.96%	9,282	43.44%	12,087	56.56%	1925	23.71%	2054	25.30%	4139	50.99%
47	16,175	46.99%	30,505	64.71%	16,635	35.29%	17,441	50.63%	17,005	49.37%	7845	42.48%	1489	8.06%	9135	49.46%
48	19,586	57.50%	25,283	54.24%	21,329	45.76%	13,329	38.92%	20,916	61.08%	5576	38.43%	1254	8.64%	7678	52.92%
49	18,426	65.45%	19,627	47.68%	21,540	52.32%	8,607	30.41%	19,696	69.59%	2944	31.13%	1034	10.93%	5480	57.94%
50	20,101	71.18%	15,962	38.71%	25,274	61.29%	7,626	26.96%	20,657	73.04%	1958	27.48%	749	10.51%	4419	62.01%
51	21,220	68.43%	18,851	42.83%	25,167	57.17%	8,184	26.01%	23,285	73.99%	2680	28.81%	925	9.95%	5696	61.24%
52	20,804	67.19%	19,238	44.76%	23,739	55.24%	8,360	26.39%	23,316	73.61%	2781	29.02%	1027	10.72%	5774	60.26%
53	6,669	32.82%	20,262	71.68%	8,006	28.32%	12,992	62.93%	7,652	37.07%	2652	25.64%	3110	30.07%	4581	44.29%
54	20,094	64.50%	21,747	50.53%	21,288	49.47%	9,515	30.14%	22,052	69.86%	4009	34.80%	1300	11.28%	6211	53.91%
55	20,180	65.08%	21,603	50.93%	20,814	49.07%	9,272	29.55%	22,104	70.45%	3694	33.16%	1077	9.67%	6368	57.17%
56	17,981	59.65%	23,432	57.05%	17,644	42.95%	10,223	33.52%	20,278	66.48%	4687	37.78%	1232	9.93%	6487	52.29%
57	13,434	59.00%	16,299	53.38%	14,234	46.62%	8,435	36.65%	14,578	63.35%	2760	33.63%	1038	12.65%	4408	53.72%
58	14,193	56.77%	18,254	54.11%	15,484	45.89%	10,201	40.49%	14,990	59.51%	2602	28.74%	1212	13.39%	5240	57.87%
59	18,445	67.72%	16,059	41.42%	22,715	58.58%	7,893	28.72%	19,591	71.28%	1892	25.31%	874	11.69%	4710	63.00%
60	16,519	61.24%	18,582	48.10%	20,049	51.90%	9,559	35.16%	17,625	64.84%	2178	24.32%	1144	12.77%	5635	62.91%
61	14,819	54.44%	20,815	56.11%	16,284	43.89%	11,684	42.47%	15,829	57.53%	2724	25.29%	1916	17.79%	6131	56.92%
62	15,542	55.69%	20,653	53.12%	18,224	46.88%	11,605	41.33%	16,477	58.67%	2753	26.44%	1845	17.72%	5815	55.84%
63	17,383	62.55%	16,222	42.39%	22,044	57.61%	9,685	34.71%	18,218	65.29%	1931	24.57%	1089	13.86%	4838	61.57%
64	14,522	57.07%	16,432	47.89%	17,877	52.11%	10,429	41.07%	14,962	58.93%	2201	28.40%	1297	16.73%	4253	54.87%
65	18,949	67.46%	13,570	35.88%	24,252	64.12%	8,892	31.47%	19,365	68.53%	1456	22.93%	892	14.05%	4002	63.02%
66	21,497	70.97%	16,265	37.88%	26,676	62.12%	7,513	24.42%	23,258	75.58%	2073	26.58%	803	10.30%	4923	63.12%
67	16,030	54.84%	18,184	47.37%	20,202	52.63%	13,539	46.55%	15,543	53.45%	1845	20.45%	1635	18.12%	5543	61.43%
68	15,879	54.88%	20,733	52.14%	19,030	47.86%	13,157	45.22%	15,936	54.78%	2656	25.18%	1770	16.78%	6120	58.03%
69	12,012	41.52%	23,225	62.97%	13,658	37.03%	17,413	60.38%	11,424	39.62%	2547	20.65%	3129	25.37%	6658	53.98%
70	3,989	16.31%	23,916	85.61%	4,021	14.39%	20,853	85.13%	3,642	14.87%	2782	23.15%	4168	34.68%	5069	42.17%
71	19,326	61.26%	18,142	46.69%	20,713	53.31%	13,649	44.12%	17,290	55.88%	1763	20.63%	1433	16.77%	5349	62.60%
72	17,039	58.50%	19,753	48.67%	20,833	51.33%	11,740	39.78%	17,769	60.22%	2610	27.39%	1508	15.83%	5411	56.78%
73	14,187	55.16%	20,739	57.67%	15,223	42.33%	11,043	43.04%	14,613	56.96%	2276	20.98%	1317	12.14%	7254	66.88%
74	10,801	41.60%	24,967	69.92%	10,742	30.08%	14,850	57.43%	11,007	42.57%	2510	19.32%	2608	20.08%	7871	60.60%
75	15,956	51.29%	25,339	61.64%	15,771	38.36%	14,564	47.25%	16,259	52.75%	3296	21.58%	1463	9.58%	10513	68.84%
76	18,812	57.03%	21,780	53.16%	19,193	46.84%	14,172	43.23%	18,608	56.77%	1732	15.63%	2150	19.40%	7199	64.97%
77	14,026	48.11%	24,663	63.56%	14,141	36.44%	14,710	50.71%	14,297	49.29%	3093	23.97%	2054	15.92%	7754	60.10%
78	16,713	67.06%	13,489	39.95%	20,279	60.05%	8,020	31.94%	17,092	68.06%	1447	24.45%	1067	18.03%	3405	57.53%
79	20,473	77.85%	12,909	33.58%	25,529	66.42%	5,535	20.74%	21,158	79.26%	1886	33.30%	879	15.52%	2899	51.18%
80	17,095	62.89%	22,083	54.87%	18,163	45.13%	9,624	35.00%	17,872	65.00%	4095	38.57%	1366	12.87%	5155	48.56%
81	17,717	61.77%	23,980	54.47%	20,044	45.53%	10,482	36.08%	18,571	63.92%	5040	42.88%	1416	12.05%	5297	45.07%
82	8,264	40.37%	24,474	73.90%	8,643	26.10%	11,942	57.26%	8,914	42.74%	5917	48.55%	2003	16.44%	4267	35.01%
83	10,097	61.41%	14,613	54.43%	12,236	45.57%	6,231	37.16%	10,538	62.84%	2444	42.82%	976	17.10%	2288	40.08%
84	14,903	62.68%	19,990	54.04%	17,002	45.96%	8,704	36.13%	15,388	63.87%	4428	45.80%	1239	12.82%	4001	41.38%
85	24,381	83.76%	11,232	28.18%	28,625	71.82%	4,515	15.40%	24,801	84.60%	1827	39.49%	584	12.62%	2216	47.89%
86	16,742	70.38%	16,386	45.97%	19,261	54.03%	6,798	28.20%	17,305	71.80%	2938	44.39%	838	12.66%	2842	42.94%
87	8,366	40.56%	19,558	65.29%	10,399	34.71%	12,150	58.21%	8,721	41.79%	2394	25.84%	2713	29.29%	4157	44.87%
88	19,072	64.97%	19,567	45.82%	23,137	54.18%	9,963	33.67%	19,627	66.33%	2826	31.16%	1423	15.69%	4821	53.15%
89	16,022	71.43%	12,139	36.19%	21,400	63.81%	6,293	27.84%	16,309	72.16%	1529	28.34%	1016	18.83%	2851	52.84%
90	19,959	71.17%	16,618	40.16%	24,763	59.84%	7,750	27.21%	20,727	72.79%	2502	33.09%	1141	15.09%	3919	51.82%
91	15,029	65.41%	12,787	38.84%	20,132	61.16%	7,845	33.69%	15,442	66.31%	1358	23.62%	1201	20.89%	3191	55.50%
92	12,797	58.44%	15,135	51.34%	14,345	48.66%	9,634	45.06%	11,748	54.94%	2370	31.03%	1105	14.47%	4162	54.50%
93	20,103	66.98%	14,729	40.27%	21,847	59.73%	10,788	37.02%	18,353	62.98%	1590	20.61%	1553	20.13%	4572	59.26%
94	10,506	37.50%	22,949	70.24%	9,723	29.76%	18,167	66.12%	9,308	33.88%	2518	23.53%	3169	29.61%	5014	46.86%
95	21,090	69.05%	17,183	43.43%	22,384	56.57%	10,427	35.39%	19,035	64.61%	2260	27.57%	1204	14.69%	4734	57.75%
96	18,162	56.91%	20,243	52.69%	18,177	47.31%	15,053	48.66%	15,880	51.34%	2474	21.96%	2760	24.50%	6030	53.53%
97	19,956	64.46%	15,442	40.79%	22,414	59.21%	11,802	39.00%	18,463	61.00%	1556	19.58%	1572	19.78%	4820	60.64%
98	20,840	72.26%	12,182	34.12%	23,520	65.88%	8,694	30.81%	19,522	69.19%	1135	20.69%	1150	20.97%	3200	58.34%
99	18,990	63.97%	14,525	39.32%	22,413	60.68%	11,733	40.74%	17,068	59.26%	1203	15.70%	1809	23.62%	4648	60.68%
100	17,346	66.52%	12,797	37.61%	21,226	62.39%	9,246	36.05%	16,404	63.95%	1155	19.86%	951	16.35%	3709	63.78%
101	17,023	67.68%	12,983	36.77%	22,330	63.23%	8,511	34.08%	16,464	65.92%	1256	20.58%	1268	20.77%	3580	58.65%
102	17,572	61.70%	17,177	45.00%	20,996	55.00%	11,280	39.70%	17,134	60.30%	1733	20.74%	1511	18.09%	5110	61.17%
103	21,646	60.94%	25,111	50.22%	24,894	49.78%	13,836	39.22%	21,438	60.78%	5359	44.57%	865	7.19%	5799	48.23%
104	19,875	66.36%	16,494	39.02%	25,781	60.98%	10,633	35.69%	19,162	64.31%	2383	29.18%	1033	12.65%	4751	58.17%
105	19,871	67.51%	13,442	34.54%	25,479	65.46%	9,834	34.11%	18,996	65.89%	1114	15.91%	1268	18.11%	4618	65.97%
106	20,002	63.30%	15,662	37.62%	25,972	62.38%	12,109	38.61%	19,257	61.39%	1127	13.90%	1523	18.78%	5459	67.32%
107	21,348	65.46%	18,446	42.74%	24,716	57.26%	11,620	36.00%	20,655	64.00%	2136	23.01%	1249	13.45%	5898	63.54%
108	16,559	60.50%	14,331	40.68%	20,898	59.32%	10,938	39.88%	16,489	60.12%	965	14.12%	1709	25.01%	4158	60.86%
109	14,331	50.73%	20,614	54.20%	17,422	45.80%	14,449	51.10%	13,826	48.90%	3179	28.93%	2520	22.93%	5291	48.14%
110	16,391	59.39%	16,241	43.71%	20,917	56.29%	11,243	40.47%	16,538	59.53%	1766	20.82%	2137	25.19%	4580	53.99%

RECEIVED by MSC 1/18/2022 10:30:24 PM

SUMMARY CALENDAR FOR CANDIDATE AND PROPOSAL DEADLINES

August 2, 2022 Primary and November 8, 2022 General Election

Important Dates and Filing Deadlines

RECEIVED by MSC 1/18/2022 10:30:24 PM

Refer to Michigan compiled law for cited provisions (Legislature.Mi.Gov.) Dates are subject to change through legislative action. If any errors are found, it is the law, itself, which must be followed.

Election Dates

August 2, 2022	State Primary
November 8, 2022	State General Election

Registration Deadlines

July 18, 2022	Last day to register in any manner other than in-person with the local clerk for the August primary. (168.497)
July 19 through 8:00 p.m. August 2, 2022	In-person registration with local clerk with proof of residency. (168.497)
October 24, 2022	Last day to register in any manner other than in-person with the local clerk for the November general election. (168.497)
October 25 through 8:00 p.m. November 8, 2022	In-person registration with local clerk with proof of residency. (168.497)

Filing Deadlines: Candidates

By 5:00 p.m., March 21, 2022	Incumbent Appeals Court, Circuit Court, District Court and Probate Court judges file Affidavit of Candidacy and Affidavit of Identity for the August primary. Withdrawal deadline elapses at 5:00 p.m. on March 24. (168.409b, 409c, 413a, 414, 433a, 434, 467c and 467d)
By 4:00 p.m., April 19, 2022	Candidates seeking Appeals Court, Circuit Court, District Court or Probate Court judgeships file nonpartisan nominating petitions, Affidavit of Identity and Affidavit of Constitutional Qualification for the August primary. Withdrawal deadline elapses at 5:00 p.m. on April 22. (168.409b, 409c, 413, 414, 433, 434, 467b and 467d)
By 4:00 p.m., April 19, 2022	Candidates seeking a Wayne County Community College Trustee position file an Affidavit of Identity and a nonpartisan nominating petition. Withdrawal deadline elapses at 4:00 p.m. on April 22. (389.83, 168.303)

By 4:00 p.m., April 19, 2022	Candidates for partisan and nonpartisan offices (other than judicial candidates) file nominating petitions (or fees if applicable) and Affidavit of Identity for the August primary. Withdrawal deadline elapses at 4:00 p.m. on April 22. (168.133 and 163 for federal and state-level offices; assorted other statutes for local offices)
By 4:00 p.m., May 3, 2022	Candidates for county convention delegate (precinct delegate) file an Affidavit of Identity for the August primary. Filing submitted to the clerk of the county in which candidate resides. Withdrawal deadline elapses at 4:00 p.m. on May 6. (168.624, 624a)
By 5:00 p.m., July 5, 2022	Incumbent Supreme Court Justices file Affidavit of Identity and Affidavit of Candidacy forms for the November general election. (168.392a and 558)
By 4:00 p.m., July 21, 2022	District Library Board candidates for districts that do not include a school district file an Affidavit of Identity and a nonpartisan nominating petition. (A $100.00 nonrefundable fee may be filed in lieu of a petition.) (Special note: If district library includes a school district, District Library Board candidates file by 4:00 p.m. on August 16, 2022) (397.181)
By 4:00 p.m., July 21, 2022	Candidates without political party affiliation seeking partisan offices file qualifying petitions and Affidavit of Identity for the November general election. Withdrawal deadline elapses at 4:00 p.m. on July 25. (168.590c)
By 4:00 p.m., July 22, 2022	Write-in candidates other than write-in candidates who seek precinct delegate positions file Declaration of Intent forms for the August primary. (168.737a)
By 4:00 p.m., July 26, 2022	Candidates for Local School Board and Community College Trustee file an Affidavit of Identity and a nonpartisan nominating petition. (A $100.00 nonrefundable fee may be filed in lieu of a petition.) Withdrawal deadline elapses at 4:00 p.m. on July 29. (168.303; 389.152)
By 4:00 p.m., July 26, 2022	Candidates for village offices file an Affidavit of Identity and a nonpartisan nominating petition. Withdrawal deadline elapses at 4:00 p.m. on July 29. (168.381)
By 4:00 p.m., July 29, 2022	Write-in candidates who seek precinct delegate positions file Declaration of Intent forms with the county clerk for the August primary. (As an alternative, candidates for precinct delegate may file the Declaration of Intent form with appropriate precinct board on election day before the close of the polls.) (168.737a)
August 2, 2022	**STATE PRIMARY ELECTION**

RECEIVED by MSC 1/18/2022 10:30:24 PM

By 4:00 p.m., August 16, 2022	District Library Board candidates for districts that include a school district file an Affidavit of Identity and a nominating petition. (A $100.00 nonrefundable fee may be filed in lieu of a petition.) (Special note: If district library does not include a school district, District Library Board candidates file by 4:00 p.m. on July 21, 2022). (397.181)
By 4:00 p.m., Oct. 28, 2022	Write-in candidates file Declaration of Intent forms for the November general election. (168.737a)
November 8, 2022	**STATE GENERAL ELECTION**

Filing Deadlines: New Parties and State Ballot Proposals

By 5:00 p.m., June 1, 2022	Petitions to place a legislative initiative proposal on the November general election ballot filed with the Secretary of State (340,047 valid signatures required). (168.471)
By 5:00 p.m., July 11, 2022	Petitions to place a proposed constitutional amendment on the November general election ballot filed with the Secretary of State (425,059 valid signatures required). (168.471)
By 4:00 p.m., July 21, 2022	New political parties file petitions to qualify for November general election ballot (42,506 valid signatures required). (168.685)

Filing Deadlines: County and Local Proposals

By 5:00 p.m., April 26, 2022	Petitions to place county and local questions on the August primary ballot filed with county and local clerks. (168.646a)
By 4:00 p.m., May 10, 2022	Ballot wording of county and local proposals to be presented at the August primary certified to county and local clerks; local clerks receiving ballot wording forward to county clerk within two days. (168.646a)
By 5:00 p.m., August 2, 2022	Petitions to place county and local questions on the November general election ballot filed with county and local clerks. (168.646a)
By 4:00 p.m., August 16, 2022	Ballot wording of county and local proposals to be presented at the November general election certified to county and local clerks; local clerks receiving ballot wording forward to county clerk within two days. (168.646a)

RECEIVED by MSC 1/18/2022 10:30:24 PM