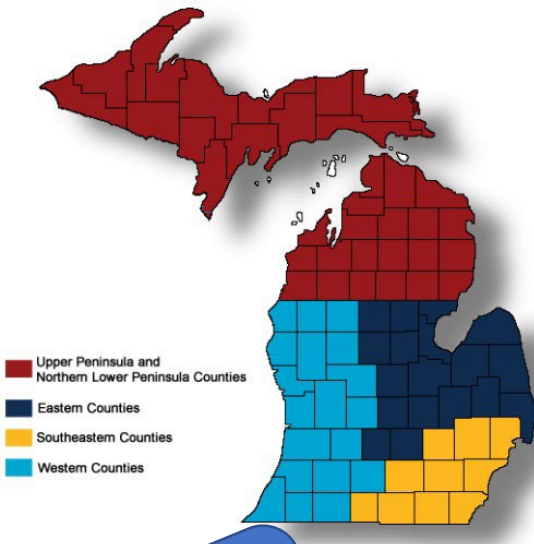



Child Care Stabilization Grants for Michigan

In Michigan, there are 7,936 eligible child care providers which includes 12 federally recognized tribes. Of those providers, 5,187 programs submitted applications for the Summer Child Care Stabilization Grant. We're happy to report that **5,173 programs were approved**, 29 applications were incomplete, and only 14 were ineligible. In total, Michigan will distribute \$253,097,337.50 in grant funds.

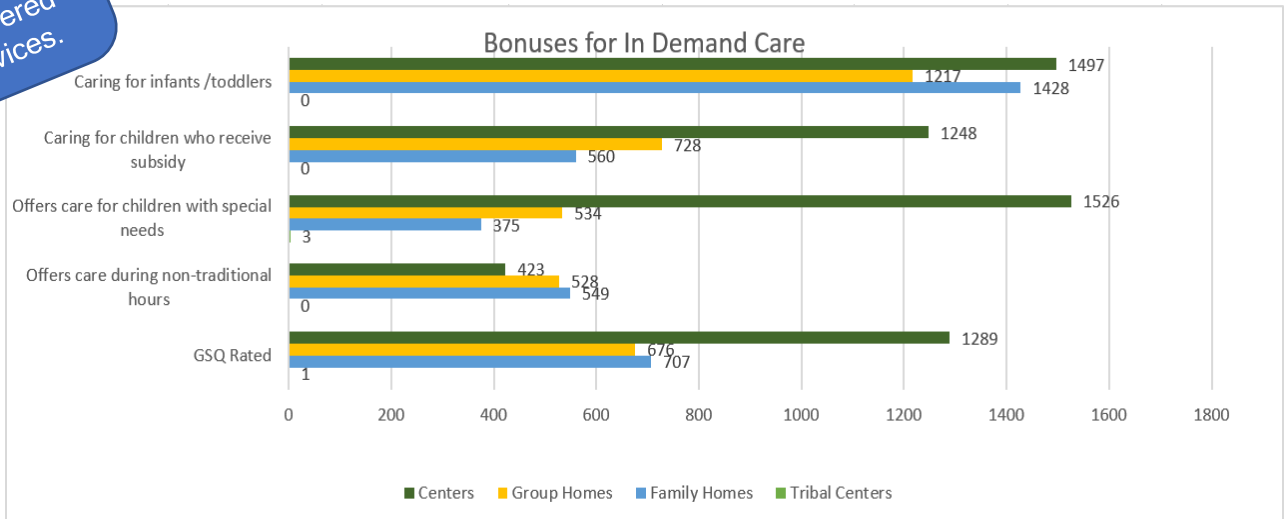
5,187 Total Provider Stabilization Grant Applications



Of the approved applications, the following is a breakdown of applications by provider type and region.

	Licensed Centers	Group Homes	Family Homes	Tribal Centers
Total Applications	2,436	1,242	1,504	3
Northern	153	169	161	3
Eastern	445	302	307	0
Southeastern	1,293	381	464	0
Western	546	390	573	0

Michigan offered Stabilization Grant bonuses to child care providers who offered specialized services.



In addition to continued high staff vacancy rates, providers who received funding are also reporting wait lists for their facilities.

Centers	1,441 providers reported wait lists • 59% of total applications
Group Homes	878 providers reported reported wait lists • 70% of total applications
Family Homes	905 providers reported reported wait lists • 60% of total applications
Tribal Centers	3 providers reported reported wait lists • 100% of total applications

The Office of Child Care has requested MDE report on the following “areas of highest need” within the state. This list shows total applications and specific data for each of those counties. In total, \$144,267,315 or 57% of approved grant funds are being issued to these counties.

Areas of Highest Need

County	Total Providers	Total Applications	Licensed Centers	Group Homes	Family Homes	Total Award	Region
Clare County	33	14	4	8	2	\$339,502.50	Central
Genesee County	297	178	78	48	52	\$9,019,157.50	Eastern
Ingham County	235	163	87	39	38	\$8,596,960.00	Central
Isabella County	71	44	18	18	8	\$1,909,320.00	Eastern
Kent County	670	464	183	71	210	\$21,018,912.50	Western
Lake County	4	1	0	1	0	\$16,770.00	Western
Macomb County	470	312	165	58	89	\$16,976,997.50	Southeastern
Mecosta County	39	26	9	12	5	\$931,915.00	Western
Oakland County	832	629	428	89	112	\$47,934,785.00	Southeastern
Wayne County	1,117	662	408	104	150	\$37,522,995.00	Southeastern

