



State Scholarships and Grants Annual Report
Office of Higher Education
Michigan Department of Lifelong Education,
Advancement, and Potential

February 15, 2026



Office of
Higher
Education

MiLEAP@Michigan.gov
michigan.gov/MiLEAP



STATE OF MICHIGAN
DEPARTMENT OF
LIFELONG EDUCATION, ADVANCEMENT, AND POTENTIAL

LANSING

GRETCHEN WHITMER
GOVERNOR

DR. BEVERLY WALKER-GRIFFEA
DIRECTOR

February 2026

Postsecondary education has never been more critical to Michigan's growth, for individuals and our state's economic future. I am pleased to share an update with you about our shared efforts to lower the cost of college and put a college degree or certificate within reach for tens of thousands of deserving Michiganders.

In 2019, the state adopted its first-ever attainment goal – Sixty by 30. To meet the demands of today's economy, we committed to increasing the number of Michiganders with a skill certificate or college degree to 60% by 2030. Our pursuit of this goal will uplift Michigan students, families, businesses, and communities.

A central part of our strategy to drive degree and credential attainment is by significantly lowering the cost of college and ensuring that cost is not a barrier to educational pursuits. Over the past six years, the State of Michigan has launched five new scholarships:

- Michigan Reconnect and Futures for Frontliners offer adults tuition-free pathways to earn skill certificates or degrees at their local community college,
- Michigan Achievement Scholarship provides all recent high school graduates a low or no cost pathway to attend their local community college through the Community College Guarantee program and saves students earning a bachelor's degree at a 4-year public or private institution up to \$27,500 over five years, and
- MI Future Educator Fellowship and Stipend lower the cost to become a teacher in Michigan by up to \$30,000 over three years.

In academic year 2024-2025, **153,924 students** were awarded a state scholarship or grant, saving them **\$558,870,100.25**. This report provides a summary of awards by program at participating institutions. To view data from the current academic year, please visit the [Michigan Higher Education Data Sharing Center](#). Students, guidance counselors, and institutions of higher education can also view real-time data through our online scholarship data management system, MiSSG.

Thank you for your continued partnership in pursuing Sixty by 30 and beyond, building a more prosperous Michigan together.

Sincerely,

A handwritten signature in black ink, appearing to read 'Sarah Szurpicki'.

Sarah Szurpicki, Deputy Director
Office of Higher Education
MiLEAP

Table of Contents

Background..... 5

About This Data..... 6

Total # and \$ Awarded for All State-Funded Student Aid..... 7

 # and \$ Total Awarded - All Programs (Institution Type Breakdown)..... 7

 # and \$ Total Awarded - All Programs (Unique Student Counts)..... 8

 # Total Awarded by Institution Type and Student Aid Program 9

 \$ Total Awarded by Institution Type and Student Aid Program 9

 # and \$ Total Awarded at Community Colleges 10

 # and \$ Total Awarded at Private Institutions..... 11

 # and \$ Total Awarded at Public Institutions 12

 # and \$ Total Awarded at Training Providers..... 12

Children of Veterans Tuition Grant (CVTG)..... 15

 Data Summary by Institution Type..... 15

 # and \$ Total Awarded at Community Colleges 16

 # and \$ Total Awarded at Private Institutions..... 16

 # and \$ Total Awarded at Public Institutions 17

Dual Enrollment (DE) for Non-Public High Schools.....18

 Data Summary by Institution Type..... 18

 # and \$ Total Awarded at Community Colleges 19

# and \$ Total Awarded at Private Institutions.....	19
# and \$ Total Awarded at Public Institutions	20
Fostering Futures Scholarship (FFS).....	21
Data Summary by Institution Type.....	22
# and \$ Total Awarded at Community Colleges	22
# and \$ Total Awarded at Private Institutions.....	23
# and \$ Total Awarded at Public Institutions	24
Futures for Frontliners (F4F).....	25
F4F # and \$ Total Awarded at Community Colleges	25
Michigan Achievement Scholarship (Achievement).....	27
Data Summary by Institution Type.....	28
# and \$ Total Awarded at Community Colleges	29
# and \$ Total Awarded at Private Institutions.....	30
# and \$ Total Awarded at Public Institutions	31
Reasons Students Not Awarded.....	31
Michigan Achievement Skills Scholarship (Skills) Data.....	32
Skills # and \$ Total Awarded at Community Colleges	33
Skills # and \$ Total Awarded at Private Institutions.....	33
Skills # and \$ Total Awarded at Public Institutions	34
Skills # and \$ Total Awarded at Private Training Provider	34

Michigan Competitive Scholarship (MCS) and Michigan Tuition Grant (MTG).....	37
Data Summary by Institution Type.....	37
# and \$ Total Awarded at Community Colleges.....	38
# and \$ Total Awarded at Private Institutions.....	39
# and \$ Total Awarded at Public Institutions.....	40
Year-over-Year MCS and MTG # Students Served.....	41
MI Future Educator Fellowship Program (Fellowship).....	42
Data Summary by Institution Type.....	43
# and \$ Total Awarded at Community Colleges.....	43
# and \$ Total Awarded at Private Institutions.....	44
# and \$ Total Awarded at Public Institutions.....	44
Total Awards Converted to Loans.....	45
MI Future Educator Stipend Program (Stipend).....	46
Data Summary by Institution Type.....	46
# and \$ Total Awarded at Private Institutions.....	47
# and \$ Total Awarded at Public Institutions.....	47
MI GEAR UP.....	48
Data Summary by Institution Type.....	48
# and \$ Total Awarded at Community Colleges.....	49

# and \$ Total Awarded at Private Institutions.....	49
# and \$ Total Awarded at Public Institutions	49
Michigan Reconnect (Reconnect).....	51
Reconnect # and \$ Total Awarded at Community Colleges.....	51
Michigan Reconnect Expansion (Reconnect 21).....	53
Reconnect 21 # and \$ Total Awarded at Community Colleges.....	53
Police Officer’s and Fire Fighter’s Survivor Tuition Grant (STG).....	55
Data Summary by Institution Type.....	55
# and \$ Total Awarded at Community Colleges.....	56
# and \$ Total Awarded at Public Institutions	56
Tuition Incentive Program (TIP).....	57
Data Summary by Institution Type.....	57
# and \$ Total Awarded at Community Colleges.....	58
# and \$ Total Awarded at Private Institutions.....	59
# and \$ Total Awarded at Public Institutions	60
Phase I and Phase II Payment Data	60

Background

Every Michigander deserves a path to prosperity, and as our economy continues to change, more and more high demand high wage jobs require education after high school. The Michigan Center for Data Analytics released the state's Hot 50 Job Outlook Report, which highlights Michigan's projected high-demand, high-wage jobs through 2032. This year, 42 of the top 50 jobs require a bachelor's degree or higher— up from 37 in the 2030 outlook. To meet this demand for talent, Michigan must continue its bold strategy to increase college going and attainment.

In 2019, Governor Whitmer set Michigan's first statewide attainment goal – Sixty by 30. The goal challenges Michigan to ensure 60% of working age adults earn a skill certificate or degree by 2030. When the goal was set, 45.1% of Michiganders had a skill certificate or degree. Since then, attainment in Michigan has increased to 51.8%, and there is bipartisan support to keep going.

A central part of Michigan's strategy to increase attainment has been lowering the cost of college. The Office of Higher Education at the Michigan Department of Lifelong Education, Advancement, and Potential (MiLEAP) administers state-funded student financial aid. This includes:

- setting policy to ensure eligible students receive aid consistent with program guidelines,
- collaborating with participating institutions to identify students eligible for state financial aid to maximize utilization,
- providing exceptional personalized customer service through our outreach resources and administration of student aid to support students pursuing their postsecondary education,
- partnering with high school counselors and community partners to encourage students to complete the Free Application for Federal Student Aid (FAFSA) and learn more about state financial aid programs, and
- fostering data-driven organizational excellence in the administration of student aid programs.

During academic year 2024-2025, **153,924 students** saved **\$558,870,100.25** by receiving State-funded student financial aid.

This Annual Report provides detailed information about the state-funded student financial aid programs administered by MiLEAP Office of Higher Education, including funds awarded and students served by program and institution during fiscal year 2025 (academic year 2024-2025).

About This Data

- The data provided in this report were extracted on December 19, 2025, from the Michigan State Scholarships and Grants (MiSSG) Data Management System, which is under the purview of the MiLEAP Office of Higher Education.
- For *Michigan Reconnect*, *Reconnect 21*, and *Futures for Frontliners (F4F)* only, a student is considered awarded if they receive at least \$0.01, or if they meet the eligibility criteria for the scholarship but did not receive state funding due to other scholarships or grants covering their tuition.
- For *all other state student aid programs* included in this report, a student is considered an award recipient only if they receive at least \$0.01.
- For additional postsecondary data resources, including current academic year data dashboards for some of the larger State of Michigan scholarships and grants programs (e.g., Michigan Achievement Scholarship, Michigan Reconnect, and Tuition Incentive Program), visit the [Michigan Higher Education Data Sharing Center](#)

Total # and \$ Awarded for All State-Funded Student Aid

Section below provides data summary on the total # and \$ amounts awarded for all state-funded student aid programs administered by MiLEAP Office of Higher Education, disaggregated by institution and funding source. This includes the following student aid programs:

- Children of Veterans Tuition Grant (CVTG),
- Dual Enrollment (DE) for Non-Public Schools,
- Fostering Futures Scholarship (FFS),
- Futures for Frontliners (F4F),
- Michigan Achievement Scholarship (Achievement),
- Michigan Achievement Skills Scholarship (Skills),
- Michigan Competitive Scholarship (MCS),
- Michigan Future Educator Fellowship (Fellowship),
- Michigan Future Educator Stipend (Stipend),
- Michigan Reconnect (Reconnect),
- Michigan Reconnect Expansion (Reconnect 21),
- Michigan Tuition Grant (MTG),
- MI GEAR UP,
- Police Officer's and Fire Fighter's Survivor Tuition Grant (STG), and
- Tuition Incentive Program (TIP).

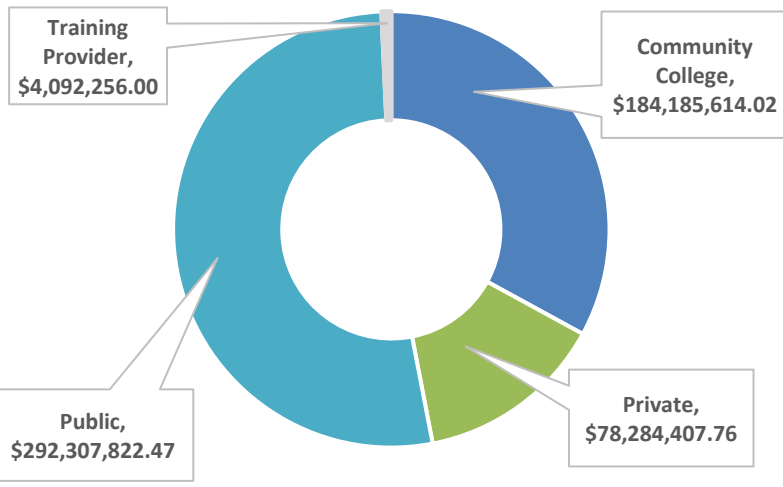
NOTE: A student is considered an award recipient if they receive at least \$0.01 for any program. For *Michigan Reconnect, Reconnect 21, and Futures for Frontliners (F4F) only*, a student is considered awarded if they receive at least \$0.01, **or** if they meet the eligibility criteria for the scholarship but did not receive state funding due to other scholarships or grants covering their tuition.

and \$ Total Awarded – All Aid Programs (Institution Type Breakdown)

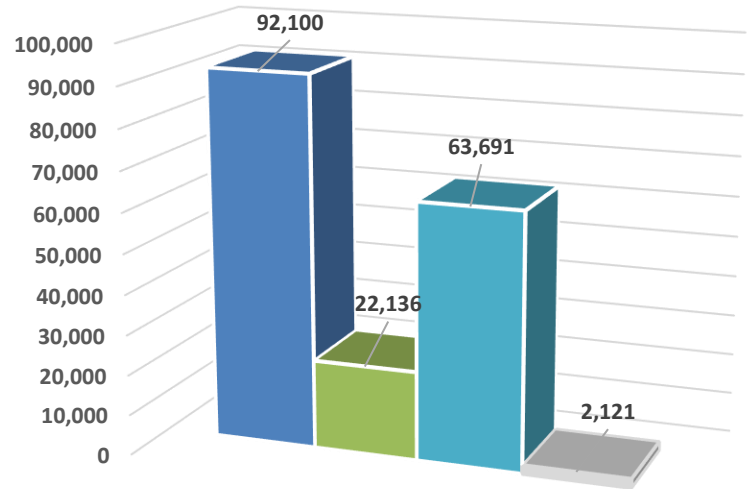
Institution Type	# Awarded*	\$ Total Awarded
Community College	92,100	\$184,185,614.02
Private	22,136	\$78,284,407.76
Public	63,691	\$292,307,822.47
Training Provider	2,121	\$4,092,256.00
Grand Total	180,048	\$558,870,100.25

*Some students may have received multiple student aid scholarships or may have been awarded at a different institution from one semester/term to the next; therefore, the # Awarded in the table above includes these student duplicate counts. The overall unduplicated count of students awarded during academic year 2024-2025 is **153,924 students**.

\$ Award Distribution by Institution Type



Awarded by Institution Type



■ Community College ■ Private ■ Public ■ Training Provider ■ Community College ■ Private ■ Public ■ Training Provider

and \$ Total Awarded - All Aid Programs (Unique Student Counts)

Student Aid Program	# Awarded*	\$ Total Awarded
Children of Veterans Tuition Grant (CVTG)	674	\$1,667,638.00
Dual Enrollment (DE)	2,402	\$3,677,361.49
Fostering Futures Scholarship (FFS)	438	\$1,059,844.00
Futures for Frontliners (F4F)	1,514	\$2,721,342.45
MI Future Educator Fellowship (Fellowship)	3,161	\$27,290,059.90
MI Future Educator Stipend (Stipend)	2,874	\$34,742,400.00
MI GEAR UP	171	\$319,126.00
Michigan Achievement Scholarship (Achievement)	61,905	\$267,508,318.50
Michigan Achievement Skills Scholarship (Skills)	2,180	\$4,193,760.00
Michigan Competitive Scholarship (MCS)	9,589	\$14,137,970.00
Michigan Reconnect (Reconnect)	29,726	\$34,955,557.08
Michigan Reconnect Expansion (Reconnect 21)	16,551	\$26,486,479.64
Michigan Tuition Grant (MTG)	8,153	\$21,329,089.00
Survivor Tuition Grant (STG)	25	\$330,171.39
Tuition Incentive Program (TIP)	39,773	\$118,450,982.80

*Some students may have been awarded multiple scholarships or received awards at a different institution from one semester/term to the next in academic year 2024-2025. The # Awarded by student aid program in the table above represents the unique count of students awarded for each scholarship, removing any duplicates.

Total Awarded* by Institution Type and Student Aid Program

Program	Community College	Private	Public	Training Provider	TOTAL
Children of Veterans Tuition Grant	148	76	453	-	677
Dual Enrollment	1,025	1,372	245	-	2,642
Fostering Futures Scholarship	172	36	236	-	444
Futures for Frontliners	1,514	-	-	-	1,514
MI Future Educator Fellowship	67	615	2,481	-	3,163
MI Future Educator Stipend	-	399	2,475	-	2,874
MI GEAR UP	33	13	126	-	172
Michigan Achievement Scholarship	20,007	7,093	35,297	-	62,397
Michigan Achievement Skills	37	20	2	2,121	2,180
Michigan Competitive Scholarship	777	1,223	7,595	-	9,595
Michigan Reconnect	29,726	-	-	-	29,726
Michigan Reconnect Expansion	16,551	-	-	-	16,551
Michigan Tuition Grant	-	8,158	-	-	8,158
Survivor Tuition Grant	4	-	22	-	26
Tuition Incentive Program	22,039	3,131	14,759	-	39,929

*Some students may have received multiple student aid scholarships or may have been awarded at a different institution from one semester/term to the next; therefore, the # Awarded in the table above includes these student duplicate counts.

\$ Total Awarded by Institution Type and Student Aid Program

Program	Community College	Private	Public	Training Provider	TOTAL
Children of Veterans Tuition Grant	\$305,550.00	\$194,839.00	\$1,167,249.00	-	\$1,667,638.00
Dual Enrollment	\$1,437,401.90	\$1,817,828.90	\$422,130.69	-	\$3,677,361.49
Fostering Futures Scholarship	\$334,850.00	\$93,500.00	\$631,494.00	-	\$1,059,844.00
Futures for Frontliners	\$2,721,342.45	-	-	-	\$2,721,342.45
MI Future Educator Fellowship	\$108,992.00	\$5,067,728.36	\$22,113,339.54	-	\$27,290,059.90
MI Future Educator Stipend	-	\$3,878,400.00	\$30,864,000.00	-	\$34,742,400.00
MI GEAR UP	\$56,000.00	\$23,000.00	\$240,126.00	-	\$319,126.00
Michigan Achievement Scholarship	\$46,558,401.57	\$36,571,957.50	\$184,377,959.43	-	\$267,508,318.50
Michigan Achievement Skills	\$58,114.00	\$40,000.00	\$3,390.00	\$4,092,256.00	\$4,193,760.00
Michigan Competitive Scholarship	\$735,088.00	\$3,281,339.00	\$10,121,543.00	-	\$14,137,970.00
Michigan Reconnect	\$34,955,557.08	-	-	-	\$34,955,557.08
Michigan Reconnect Expansion	\$26,486,479.64	-	-	-	\$26,486,479.64
Michigan Tuition Grant	-	\$21,329,089.00	-	-	\$21,329,089.00
Survivor Tuition Grant	\$7,519.76	-	\$322,651.63	-	\$330,171.39
Tuition Incentive Program	\$70,420,317.62	\$5,986,726.00	\$42,043,939.18	-	\$118,450,982.80

and \$ Total Awarded for All Aid Programs at Community Colleges

Institution	# Awarded	\$ Total Awarded
ALPENA COMMUNITY COLLEGE	649	\$2,198,976.61
BAY COLLEGE	934	\$2,631,325.00
BAY MILLS COMMUNITY COLLEGE	222	\$129,699.51
DELTA COLLEGE	6,174	\$12,353,962.11
GLEN OAKS COMMUNITY COLLEGE	597	\$1,280,358.36
GOGEBIC COMMUNITY COLLEGE	443	\$1,035,975.00
GRAND RAPIDS COMMUNITY COLLEGE	7,559	\$15,859,153.91
HENRY FORD COLLEGE	7,488	\$15,223,690.25
JACKSON COLLEGE	3,531	\$9,523,173.75
KALAMAZOO VALLEY COMMUNITY COLLEGE	3,411	\$5,201,501.85
KELLOGG COMMUNITY COLLEGE	2,474	\$4,953,805.05
KEWEENAW BAY OJIBWA COMMUNITY COLLEGE	93	\$374,533.00
KIRTLAND COMMUNITY COLLEGE	1,051	\$2,699,805.98
LAKE MICHIGAN COLLEGE	1,539	\$3,854,341.75
LANSING COMMUNITY COLLEGE	6,071	\$12,422,396.68
MACOMB COMMUNITY COLLEGE	7,950	\$13,001,404.43
MID MICHIGAN COLLEGE	2,015	\$5,499,001.78
MONROE COUNTY COMMUNITY COLLEGE	1,152	\$2,169,113.23
MONTCALM COMMUNITY COLLEGE	966	\$2,057,945.72
MOTT COMMUNITY COLLEGE	5,151	\$11,204,119.94
MUSKEGON COMMUNITY COLLEGE	2,188	\$5,391,511.43
NORTH CENTRAL MICHIGAN COLLEGE		\$2,208,840.08
NORTHWESTERN MICHIGAN COLLEGE	2,045	\$5,595,428.84
OAKLAND COMMUNITY COLLEGE	8,656	\$11,220,929.49
SAGINAW CHIPPEWA TRIBAL COLLEGE	9	\$10,066.00
SCHOOLCRAFT COLLEGE	6,040	\$13,163,414.32
SOUTHWESTERN MICHIGAN COLLEGE	1,356	\$3,840,995.71
ST. CLAIR COUNTY COMMUNITY COLLEGE	2,243	\$7,273,746.08
WASHTENAW COMMUNITY COLLEGE	4,703	\$6,244,829.14
WAYNE COUNTY COMMUNITY COLLEGE DISTRICT	4,043	\$4,563,406.15
WEST SHORE COMMUNITY COLLEGE	570	\$998,162.87
Grand Total	92,100	\$184,185,614.02

and \$ Total Awarded for All Aid Programs at Private Institutions

Institution	# Awarded	\$ Total Awarded
#TEACH	140	\$986,348.00
ADRIAN COLLEGE	1,070	\$4,173,618.00
ALBION COLLEGE	888	\$3,250,148.00
ALMA COLLEGE	870	\$3,635,171.00
ANDREWS UNIVERSITY	158	\$545,666.00
AQUINAS COLLEGE	719	\$3,008,937.00
BAKER COLLEGE	1,607	\$4,236,698.71
CALVIN UNIVERSITY	1,415	\$5,734,997.00
CLEARY UNIVERSITY	248	\$840,181.00
COLLEGE FOR CREATIVE STUDIES	610	\$2,091,594.00
CONCORDIA UNIVERSITY	366	\$1,564,403.00
CORNERSTONE UNIVERSITY	1,067	\$4,145,061.84
DAVENPORT UNIVERSITY	1,694	\$5,230,756.00
DORSEY COLLEGE - DEARBORN	4	\$8,000.00
DORSEY COLLEGE - ROSEVILLE	8	\$16,000.00
DORSEY COLLEGE - SAGINAW	1	\$2,000.00
DORSEY COLLEGE - WAYNE	3	\$6,000.00
DORSEY COLLEGE - WOODHAVEN	4	\$8,000.00
GRACE CHRISTIAN UNIVERSITY	534	\$1,275,884.39
GREAT LAKES CHRISTIAN COLLEGE	140	\$520,915.00
HOPE COLLEGE	1,477	\$6,194,846.50
KALAMAZOO COLLEGE	452	\$1,715,285.00
KETTERING UNIVERSITY	607	\$2,185,525.00
KUYPER COLLEGE	156	\$490,833.00
LAWRENCE TECHNOLOGICAL UNIVERSITY	1,053	\$3,069,581.00
MADONNA UNIVERSITY	1,047	\$3,392,351.94
MICHIGAN TEACHERS OF TOMORROW	55	\$316,623.36
NORTHWOOD UNIVERSITY	862	\$2,852,571.85
PROFESSIONAL INNOVATORS IN TEACHING	19	\$140,250.00
ROCHESTER CHRISTIAN UNIVERSITY	503	\$1,614,655.00
SACRED HEART MAJOR SEMINARY	7	\$23,750.00
SIENA HEIGHTS UNIVERSITY	862	\$3,209,282.00
SPRING ARBOR UNIVERSITY	703	\$2,519,327.23
THE UNIVERSITY OF OLIVET	796	\$2,973,353.00
UNIVERSITY OF DETROIT MERCY	1,841	\$6,130,244.94
WALSH COLLEGE	150	\$175,549.00
Grand Total	22,136	\$78,284,407.76

and \$ Total Awarded for All Aid Programs at Public Institutions

Institution	# Awarded	\$ Total Awarded
CENTRAL MICHIGAN UNIVERSITY	3,931	\$18,644,833.05
EASTERN MICHIGAN UNIVERSITY	3,260	\$13,956,373.94
FERRIS STATE UNIVERSITY	4,516	\$30,785,881.13
GRAND VALLEY STATE UNIVERSITY	7,424	\$37,244,066.50
LAKE SUPERIOR STATE UNIVERSITY	523	\$3,534,873.00
MICHIGAN STATE UNIVERSITY	10,636	\$49,039,666.87
MICHIGAN TECHNOLOGICAL UNIVERSITY	2,032	\$10,758,534.77
NORTHERN MICHIGAN UNIVERSITY	2,481	\$15,974,342.33
OAKLAND UNIVERSITY	4,581	\$19,234,464.75
SAGINAW VALLEY STATE UNIVERSITY	2,842	\$13,840,274.71
UNIVERSITY OF MICHIGAN - ANN ARBOR	7,204	\$23,781,268.58
UNIVERSITY OF MICHIGAN - DEARBORN	2,689	\$9,503,421.70
UNIVERSITY OF MICHIGAN - FLINT	1,433	\$5,267,863.00
WAYNE STATE UNIVERSITY	6,591	\$25,291,477.39
WESTERN MICHIGAN UNIVERSITY	3,548	\$15,450,480.75
Grand Total	63,691	\$292,307,822.47

and \$ Total Awarded for All Aid Programs at Training Providers

Institution	# Awarded	\$ Total Awarded
1ST STEP CNA TRAINING LLC	8	\$12,000.00
1ST STEP HEALTHCARE TRAINING	47	\$94,000.00
ABCOTT INSTITUTE	7	\$14,000.00
ADVANCED CARE TRAINING FOR HEALTHCARE PROFESSIONAL	1	\$2,000.00
A LIST HEALTHCARE TRAINING ACADEMY	4	\$8,000.00
BLUE HERON ACADEMY OF HEALING ARTS - GRAND RAPIDS	14	\$28,000.00
BRIDGE TO CARE CNA TRAINING ACADEMY, LLC	37	\$55,500.00
CAREPRO HEALTHCARE TRAINING	296	\$592,000.00
CARNEGIE INSTITUTE	3	\$6,000.00
CENTER FOR MEDICAL TRAINING	49	\$87,655.00
COMPU SHER LEARNING SOLUTIONS	492	\$984,000.00
DETROIT BUSINESS INSTITUTE - DOWNRIVER	1	\$2,000.00
DREAM HEALTHCARE ACADEMY LLC	2	\$3,000.00
DREAMERS HEALTHCARE INSTITUTE LLC	10	\$20,000.00
EDUCATION AND TRAINING CONNECTION - SAGINAW	3	\$4,500.00
ENCOMPASS ACADEMY OF MASSAGE THERAPY	4	\$8,000.00
EVERGREEN HEALTH TRAINING INSTITUTE LLC	1	\$2,000.00

Institution	# Awarded	\$ Total Awarded
EXCELLENT CHOICE HEALTHCARE TRAINING CENTER LLC	19	\$38,000.00
FLAT RIVER MEDICAL - ALMA	3	\$5,800.00
GENTLE HANDS OF INTEGRITY	1	\$2,000.00
HEALTH CAREER PATHWAYS, LLC	4	\$6,600.00
HEALTHCARE CAREER INSTITUTE	3	\$6,000.00
HEART TO HEART HEALTHCARE TRAINING - ESSEXVILLE	4	\$4,780.00
HEART TO HEART HEALTHCARE TRAINING - YPSILANTI	11	\$13,595.00
HEART TO HEART HEALTHCARE TRAINING- LANSING	1	\$2,000.00
IRVING'S PROFESSIONAL	119	\$238,000.00
JACKSON AREA CAREER CENTER	14	\$16,000.00
MARINE TRADES INSTITUTE	7	\$14,000.00
MAROSA SCHOOL OF PHLEBOTOMY AND HEALTHCARE TRADES	27	\$54,000.00
MEDCERTS	2	\$4,000.00
MICHIGAN HEALTHCARE ACADEMY	5	\$10,000.00
NURSING DETROIT TRAINING CENTER	33	\$66,000.00
PARRISH ACADEMY	125	\$250,000.00
PER SCHOLAS	1	\$2,000.00
PHLEBOTOMY EXPRESS TRAINING CENTERS LLC	162	\$324,000.00
PILLAR OF FIRE SKILLED LEARNING PHLEBOTOMY CTR	10	\$20,000.00
PROGRESSIVE ACADEMIC LEARNING LLC	5	\$10,000.00
RELIABLE TRAINING INSTITUTE	239	\$478,000.00
ROSS COLLEGE	24	\$43,375.00
ROSS MEDICAL EDUCATION CENTER - ANN ARBOR	10	\$20,000.00
ROSS MEDICAL EDUCATION CENTER - BATTLE CREEK	6	\$11,355.00
ROSS MEDICAL EDUCATION CENTER - BRIGHTON	6	\$9,310.00
ROSS MEDICAL EDUCATION CENTER - CANTON	4	\$8,000.00
ROSS MEDICAL EDUCATION CENTER - DAVISON	5	\$10,000.00
ROSS MEDICAL EDUCATION CENTER - FLINT	10	\$20,000.00
ROSS MEDICAL EDUCATION CENTER - KENTWOOD	18	\$34,710.00
ROSS MEDICAL EDUCATION CENTER - LANSING	8	\$16,000.00
ROSS MEDICAL EDUCATION CENTER - MIDLAND	5	\$8,065.00
ROSS MEDICAL EDUCATION CENTER - NEW BALTIMORE	4	\$8,000.00
ROSS MEDICAL EDUCATION CENTER - PORT HURON	5	\$10,000.00
ROSS MEDICAL EDUCATION CENTER - PORTAGE	5	\$10,000.00
ROSS MEDICAL EDUCATION CENTER - ROOSEVELT PARK	15	\$30,000.00
ROSS MEDICAL EDUCATION CENTER - SAGINAW	5	\$10,000.00
ROSS MEDICAL EDUCATION CENTER - TAYLOR	7	\$14,000.00
ROSS MEDICAL EDUCATION CENTER - WARREN	20	\$40,000.00
SERENITY HEALTH TRAINING INSTITUTE	1	\$1,810.00
SOARING CNA TRAINING CENTER, LLC	109	\$177,000.00

Institution	# Awarded	\$ Total Awarded
STEPFUL INC	22	\$44,000.00
TRI-HOSPITAL EMERGENCY MEDICAL SERVICES, INC.	1	\$2,000.00
WILLIAMS HEALTHCARE TRAINING, LLC	2	\$1,991.00
YES WE CNA, LLC	55	\$75,210.00
Grand Total	2,121	\$4,092,256.00

Children of Veterans Tuition Grant (CVTG)

The Children of Veterans Tuition Grant (CVTG) provides undergraduate tuition assistance to the natural or adopted children of qualified Michigan veterans who are permanently and totally disabled, missing in action (MIA), or deceased. The CVTG renewable award pays a maximum of \$2,800 per academic year, for up to four academic years or a total of up to \$11,200, or when a student reaches age 26 (whichever comes first).

Students must complete an application process and meet other program eligibility requirements to qualify. For program rules and eligibility criteria, visit: michigan.gov/mistudentaid/programs/children-of-veterans-tuitiongrant.

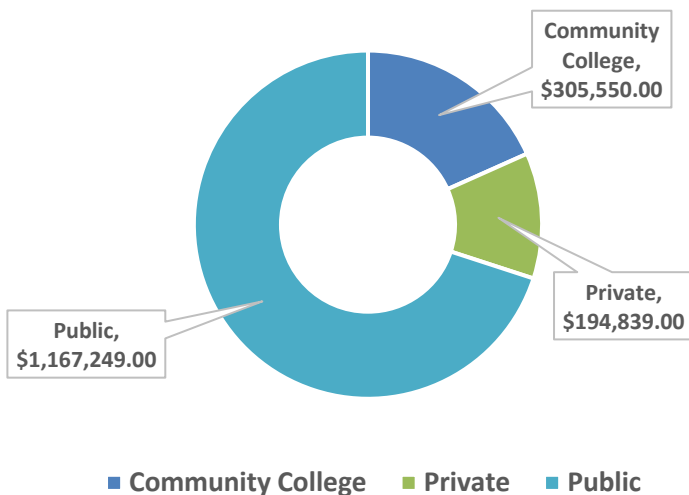
Data Summary by Institution Type

Section below provides data summary by institution type on the total # of students that were awarded the Children of Veterans Tuition Grant (CVTG) and the total \$ amounts awarded. **A student is considered an award recipient if they receive at least \$0.01 for this program.**

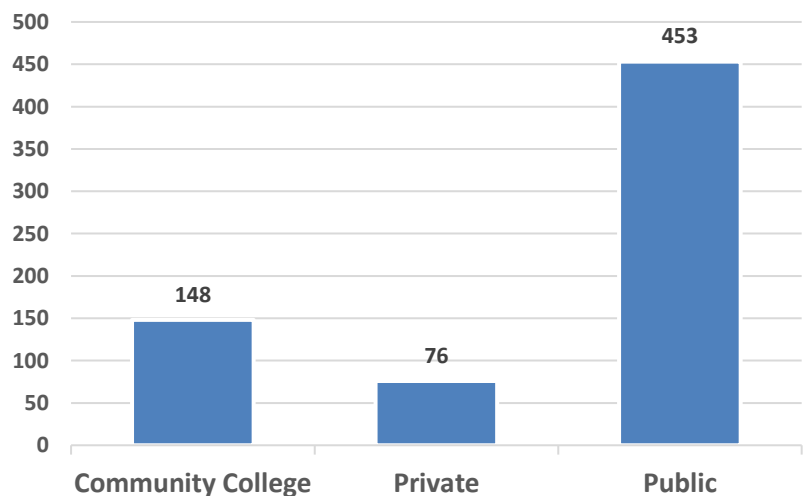
and \$ Total Awarded for Children of Veterans Tuition Grant (CVTG)

Institution Type	# Awarded	\$ Total Awarded
Community College	148	\$305,550.00
Private	76	\$194,839.00
Public	453	\$1,167,249.00
Grand Total	677	\$1,667,638.00

\$ Award Distribution by Institution Type



Awarded by Institution Type



and \$ Total Awarded for CVTG at Community Colleges

Institution	# Awarded	\$ Total Awarded
ALPENA COMMUNITY COLLEGE	3	\$7,000.00
BAY COLLEGE	4	\$9,800.00
DELTA COLLEGE	12	\$24,150.00
GRAND RAPIDS COMMUNITY COLLEGE	14	\$26,950.00
HENRY FORD COLLEGE	1	\$2,800.00
JACKSON COLLEGE	5	\$10,150.00
KALAMAZOO VALLEY COMMUNITY COLLEGE	4	\$6,650.00
KELLOGG COMMUNITY COLLEGE	3	\$7,350.00
KIRTLAND COMMUNITY COLLEGE	2	\$3,500.00
LAKE MICHIGAN COLLEGE	5	\$9,800.00
LANSING COMMUNITY COLLEGE	9	\$18,200.00
MACOMB COMMUNITY COLLEGE	15	\$29,750.00
MID MICHIGAN COLLEGE	5	\$12,600.00
MONTCALM COMMUNITY COLLEGE	2	\$4,200.00
MOTT COMMUNITY COLLEGE	2	\$2,800.00
MUSKEGON COMMUNITY COLLEGE	4	\$6,650.00
NORTH CENTRAL MICHIGAN COLLEGE	2	\$5,600.00
NORTHWESTERN MICHIGAN COLLEGE	8	\$15,750.00
OAKLAND COMMUNITY COLLEGE	9	\$18,550.00
SCHOOLCRAFT COLLEGE	14	\$26,250.00
SOUTHWESTERN MICHIGAN COLLEGE	3	\$7,000.00
ST. CLAIR COUNTY COMMUNITY COLLEGE	9	\$20,300.00
WASHTENAW COMMUNITY COLLEGE	11	\$25,550.00
WAYNE COUNTY COMMUNITY COLLEGE DISTRICT	2	\$4,200.00
Grand Total	148	\$305,550.00

and \$ Total Awarded for CVTG at Private Institutions

Institution	# Awarded	\$ Total Awarded
ADRIAN COLLEGE	4	\$11,200.00
ALBION COLLEGE	4	\$9,800.00
ALMA COLLEGE	5	\$14,000.00
AQUINAS COLLEGE	3	\$8,400.00
BAKER COLLEGE	8	\$20,300.00
CALVIN UNIVERSITY	2	\$5,600.00
CLEARY UNIVERSITY	1	\$2,100.00
COLLEGE FOR CREATIVE STUDIES	4	\$11,200.00

Institution	# Awarded	\$ Total Awarded
CONCORDIA UNIVERSITY	1	\$2,800.00
CORNERSTONE UNIVERSITY	2	\$5,600.00
DAVENPORT UNIVERSITY	3	\$5,950.00
HOPE COLLEGE	3	\$8,400.00
KALAMAZOO COLLEGE	1	\$2,800.00
KETTERING UNIVERSITY	3	\$8,400.00
LAWRENCE TECHNOLOGICAL UNIVERSITY	4	\$10,850.00
MADONNA UNIVERSITY	4	\$8,050.00
NORTHWOOD UNIVERSITY	3	\$8,400.00
ROCHESTER CHRISTIAN UNIVERSITY	3	\$6,300.00
SIENA HEIGHTS UNIVERSITY	5	\$12,600.00
SPRING ARBOR UNIVERSITY	3	\$5,489.00
THE UNIVERSITY OF OLIVET	5	\$12,600.00
UNIVERSITY OF DETROIT MERCY	5	\$14,000.00
Grand Total	76	\$194,839.00

and \$ Total Awarded for CVTG at Public Institutions

Institution	# Awarded	\$ Total Awarded
CENTRAL MICHIGAN UNIVERSITY	46	\$119,000.00
EASTERN MICHIGAN UNIVERSITY	26	\$59,850.00
FERRIS STATE UNIVERSITY	29	\$74,900.00
GRAND VALLEY STATE UNIVERSITY	50	\$129,500.00
LAKE SUPERIOR STATE UNIVERSITY	8	\$21,700.00
MICHIGAN STATE UNIVERSITY	102	\$278,950.00
MICHIGAN TECHNOLOGICAL UNIVERSITY	13	\$36,400.00
NORTHERN MICHIGAN UNIVERSITY	35	\$87,324.00
OAKLAND UNIVERSITY	31	\$78,750.00
SAGINAW VALLEY STATE UNIVERSITY	23	\$56,700.00
UNIVERSITY OF MICHIGAN - ANN ARBOR	21	\$56,700.00
UNIVERSITY OF MICHIGAN - DEARBORN	7	\$18,200.00
UNIVERSITY OF MICHIGAN - FLINT	11	\$23,800.00
WAYNE STATE UNIVERSITY	22	\$52,325.00
WESTERN MICHIGAN UNIVERSITY	29	\$73,150.00
Grand Total	453	\$1,167,249.00

Dual Enrollment (DE) for Non-Public High Schools

The Dual Enrollment (DE) program allows students from state-approved *non-public high schools* to dual enroll in college courses beginning in their 9th grade enrollment year. The Michigan Department of Education (MDE) approves the invoices submitted by the postsecondary institutions where eligible students attend their dual enrollment courses, and MiLEAP Office of Higher Education pays those institutions on behalf of the students. For program rules and eligibility criteria, visit: michigan.gov/mde/services/flexible-learning/dual-enroll.

Data Summary by Institution Type

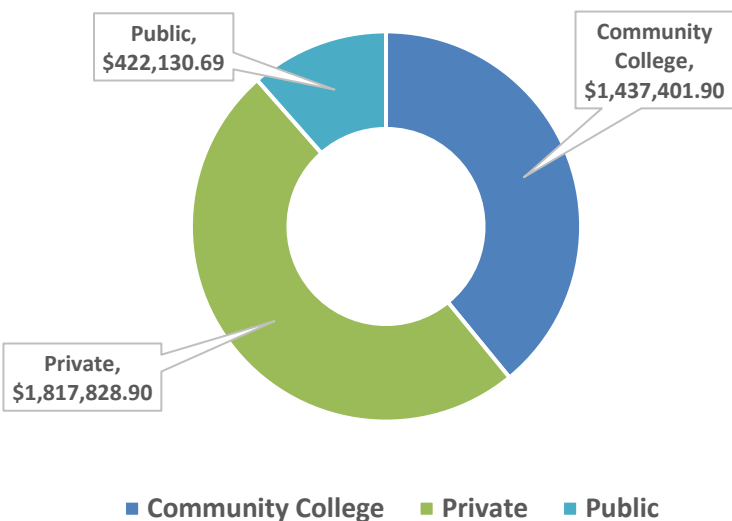
Section below provides data summary by institution type on the total # of students that were awarded the Dual Enrollment (DE) and the total \$ amounts awarded. **A student is considered an award recipient if they receive at least \$0.01 for this program.**

and \$ Total Awarded for Dual Enrollment (DE)

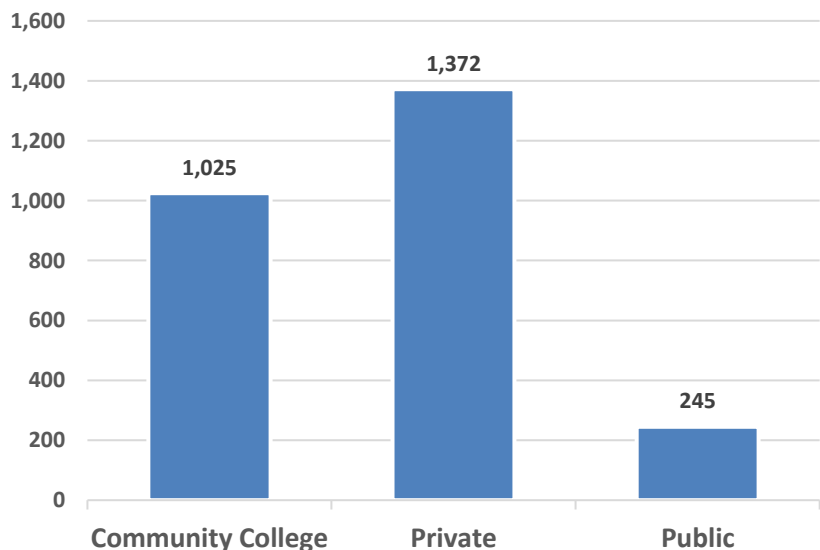
Institution Type	# Awarded*	\$ Total Awarded
Community College	1,025	\$1,437,401.90
Private	1,372	\$1,817,828.90
Public	245	\$422,130.69
Grand Total	2,642	\$3,677,361.49

*Some students may have received multiple awards at different institutions; therefore, the # Awarded in the table above includes these student duplicate counts. The overall unduplicated count of non-public DE recipients is 2,402 students.

\$ Award Distribution by Institution Type



Awarded by Institution Type



and \$ Total Awarded for DE at Community Colleges

Institution	# Awarded	\$ Total Awarded
DELTA COLLEGE	146	\$185,756.61
GRAND RAPIDS COMMUNITY COLLEGE	71	\$80,711.39
HENRY FORD COLLEGE	52	\$116,492.71
JACKSON COLLEGE	30	\$39,595.00
KALAMAZOO VALLEY COMMUNITY COLLEGE	87	\$88,508.65
KELLOGG COMMUNITY COLLEGE	34	\$59,077.11
KIRTLAND COMMUNITY COLLEGE	23	\$28,092.98
LAKE MICHIGAN COLLEGE	22	\$15,902.50
LANSING COMMUNITY COLLEGE	34	\$51,086.01
MACOMB COMMUNITY COLLEGE	160	\$219,156.04
MID MICHIGAN COLLEGE	51	\$64,413.95
MONTCALM COMMUNITY COLLEGE	36	\$27,432.74
MOTT COMMUNITY COLLEGE	43	\$56,113.07
MUSKEGON COMMUNITY COLLEGE	16	\$18,544.57
NORTH CENTRAL MICHIGAN COLLEGE	31	\$32,545.08
NORTHWESTERN MICHIGAN COLLEGE	35	\$44,374.66
OAKLAND COMMUNITY COLLEGE	27	\$34,014.96
SCHOOLCRAFT COLLEGE	52	\$60,426.01
SOUTHWESTERN MICHIGAN COLLEGE	1	\$2,400.00
ST. CLAIR COUNTY COMMUNITY COLLEGE	1	\$1,307.14
WASHTENAW COMMUNITY COLLEGE	72	\$210,858.72
GOGEBIC COMMUNITY COLLEGE	1	\$592.00
Grand Total	1,025	\$1,437,401.90

and \$ Total Awarded for DE at Private Institutions

Institution	# Awarded	\$ Total Awarded
ADRIAN COLLEGE	21	\$28,000.00
BAKER COLLEGE	39	\$71,485.71
CALVIN UNIVERSITY	126	\$165,160.00
CONCORDIA UNIVERSITY	10	\$6,753.00
CORNERSTONE UNIVERSITY	72	\$63,813.84
DAVENPORT UNIVERSITY	56	\$49,800.00

Institution	# Awarded	\$ Total Awarded
GRACE CHRISTIAN UNIVERSITY	277	\$374,445.39
HOPE COLLEGE	5	\$5,600.00
KUYPER COLLEGE	24	\$24,255.00
LAWRENCE TECHNOLOGICAL UNIVERSITY	212	\$189,500.00
MADONNA UNIVERSITY	248	\$614,055.94
NORTHWOOD UNIVERSITY	45	\$35,742.85
SIENA HEIGHTS UNIVERSITY	7	\$7,440.00
SPRING ARBOR UNIVERSITY	108	\$101,313.23
UNIVERSITY OF DETROIT MERCY	101	\$67,863.94
ROCHESTER CHRISTIAN UNIVERSITY	21	\$12,600.00
Grand Total	1,372	\$1,817,828.90

and \$ Total Awarded for DE at Public Institutions

Institution	# Awarded	\$ Total Awarded
CENTRAL MICHIGAN UNIVERSITY	4	\$3,428.55
EASTERN MICHIGAN UNIVERSITY	73	\$59,599.94
GRAND VALLEY STATE UNIVERSITY	1	\$952.50
UNIVERSITY OF MICHIGAN - DEARBORN	8	\$15,085.70
UNIVERSITY OF MICHIGAN - FLINT	71	\$212,000.00
WESTERN MICHIGAN UNIVERSITY	88	\$131,064.00
Grand Total	245	\$422,130.69

Fostering Futures Scholarship (FFS)

The Fostering Futures Scholarship (FFS) provides funding for postsecondary education to eligible young adults who have experienced foster care in Michigan on or after age 13. Students must also demonstrate financial need to qualify for these scholarship funds for tuition, fees, room/board, books, and supplies/equipment required for enrollment. For program rules and eligibility criteria, visit: michigan.gov/mistudentaid/programs/fostering-futures-scholarship.

Pursuant to Public Act 525 of 2008, 722.1031 Sec.11, additional reporting requirements apply to the Fostering Futures Scholarship. *The department shall annually prepare an accounting report that includes the following information:*

- *Amount of revenue raised,*
- *Information on persons who have donated to the fund,*
- *The number of foster students who utilized FFS,*
- *The number of foster children who received money and completed a college education,*
- *The amount of money provided annually to each foster child, and*
- *The administrative costs for the FFS program.”*

Amount of revenue raised: As of 09/30/2025, **\$1,030,722.00** was raised and the balance of the Fostering Futures Scholarship Trust endowment fund was **\$1,855,950.11**. This data comes from the Michigan Education Trust (MET) in the Michigan Department of Treasury.

Information on persons who have donated: Approximately **266** donors made donations to FFS during Fiscal Year 2025. Among these, **128** were individuals and **138** were businesses or organizations.

The number of foster students who utilized FFS: *See data summary section below for # awarded.*

The number of foster children who received money and completed a college education: Data is currently not available on how many recipients completed college; however, the MiLEAP Office of Higher Education is collaborating with the Center for Educational Performance and Information (CEPI) to obtain and analyze this completion data. Additionally, FFS recipients participate in their respective institution’s Campus Coach Program, which is designed to be highly interactive with foster youth participants and provides holistic supports that result in a high rate of matriculating students.

The amount of money provided annually to each foster child: Students are eligible to receive up to a \$3,000 scholarship. If a student had other financial aid available, they may not have received the full \$3,000 scholarship amount. *See data summary section below for \$ total awarded.*

The administrative costs for the FFS program: No administrative costs are charged to the trust fund.

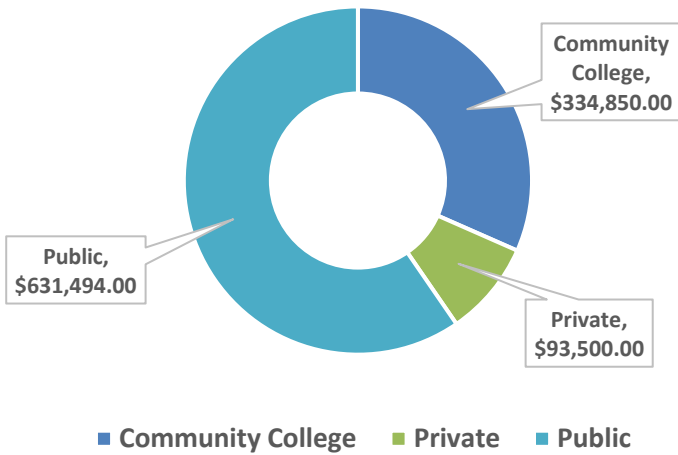
Data Summary by Institution Type

Section below provides data summary by institution type on the total # of students that were awarded a Fostering Futures Scholarship (FFS) and the total \$ amounts awarded. **A student is considered an award recipient if they receive at least \$0.01 for this program.**

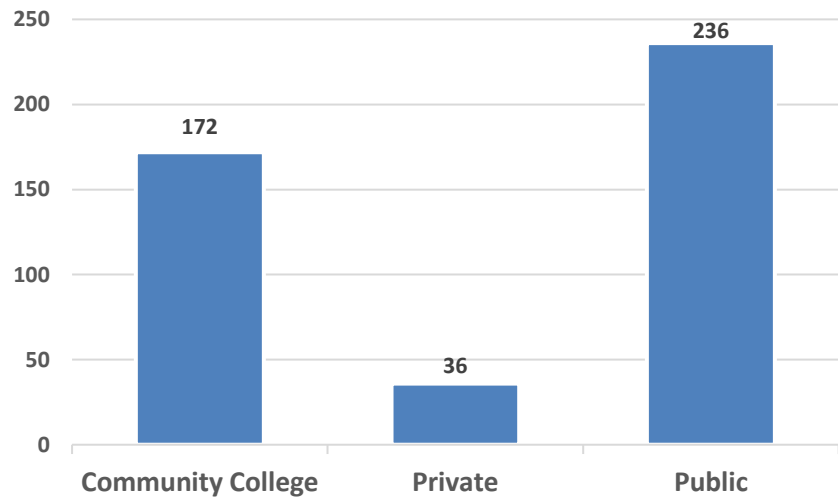
and \$ Total Awarded for Fostering Futures Scholarship (FFS)

Institution Type	# Awarded	\$ Total Awarded
Community College	172	\$334,850.00
Private	36	\$93,500.00
Public	236	\$631,494.00
Grand Total	444	\$1,059,844.00

\$ Award Distribution by Institution Type



Awarded by Institution Type



and \$ Total Awarded for FFS at Community Colleges

Institution	# Awarded	\$ Total Awarded
ALPENA COMMUNITY COLLEGE	2	\$4,500.00
BAY COLLEGE	2	\$3,000.00
DELTA COLLEGE	5	\$10,339.00
GLEN OAKS COMMUNITY COLLEGE	1	\$3,000.00
GRAND RAPIDS COMMUNITY COLLEGE	15	\$31,296.00

Institution	# Awarded	\$ Total Awarded
HENRY FORD COLLEGE	6	\$16,500.00
JACKSON COLLEGE	4	\$7,500.00
KALAMAZOO VALLEY COMMUNITY COLLEGE	8	\$16,500.00
KELLOGG COMMUNITY COLLEGE	5	\$12,000.00
KIRTLAND COMMUNITY COLLEGE	2	\$4,500.00
LAKE MICHIGAN COLLEGE	3	\$6,000.00
LANSING COMMUNITY COLLEGE	26	\$45,029.00
MACOMB COMMUNITY COLLEGE	11	\$14,000.00
MID MICHIGAN COLLEGE	2	\$2,735.00
MONROE COUNTY COMMUNITY COLLEGE	1	\$3,000.00
MOTT COMMUNITY COLLEGE	9	\$18,893.00
MUSKEGON COMMUNITY COLLEGE	5	\$10,277.00
NORTH CENTRAL MICHIGAN COLLEGE	1	\$1,500.00
NORTHWESTERN MICHIGAN COLLEGE	4	\$12,000.00
OAKLAND COMMUNITY COLLEGE	16	\$30,051.00
SCHOOLCRAFT COLLEGE	5	\$10,500.00
SOUTHWESTERN MICHIGAN COLLEGE	2	\$4,500.00
ST. CLAIR COUNTY COMMUNITY COLLEGE	4	\$10,095.00
WASHTENAW COMMUNITY COLLEGE	20	\$30,935.00
WAYNE COUNTY COMMUNITY COLLEGE DISTRICT	11	\$23,200.00
WEST SHORE COMMUNITY COLLEGE	2	\$3,000.00
Grand Total	172	\$334,850.00

and \$ Total Awarded for FFS at Private Institutions

Institution	# Awarded	\$ Total Awarded
ADRIAN COLLEGE	3	\$9,000.00
AQUINAS COLLEGE	1	\$3,000.00
BAKER COLLEGE	8	\$19,500.00
CALVIN UNIVERSITY	4	\$10,500.00
CLEARY UNIVERSITY	1	\$2,000.00
CONCORDIA UNIVERSITY	2	\$6,000.00
CORNERSTONE UNIVERSITY	1	\$3,000.00
DAVENPORT UNIVERSITY	7	\$18,000.00
KETTERING UNIVERSITY	1	\$3,000.00

Institution	# Awarded	\$ Total Awarded
MADONNA UNIVERSITY	2	\$3,000.00
NORTHWOOD UNIVERSITY	1	\$1,500.00
ROCHESTER CHRISTIAN UNIVERSITY	2	\$6,000.00
SIENA HEIGHTS UNIVERSITY	1	\$3,000.00
SPRING ARBOR UNIVERSITY	2	\$6,000.00
Grand Total	36	\$93,500.00

and \$ Total Awarded for FFS at Public Institutions

Institution	# Awarded	\$ Total Awarded
CENTRAL MICHIGAN UNIVERSITY	12	\$31,500.00
EASTERN MICHIGAN UNIVERSITY	20	\$54,000.00
FERRIS STATE UNIVERSITY	29	\$71,070.00
GRAND VALLEY STATE UNIVERSITY	31	\$86,900.00
LAKE SUPERIOR STATE UNIVERSITY	2	\$4,500.00
MICHIGAN STATE UNIVERSITY	13	\$37,500.00
MICHIGAN TECHNOLOGICAL UNIVERSITY	2	\$6,000.00
NORTHERN MICHIGAN UNIVERSITY	3	\$5,000.00
OAKLAND UNIVERSITY	9	\$24,000.00
SAGINAW VALLEY STATE UNIVERSITY	9	\$24,000.00
UNIVERSITY OF MICHIGAN - ANN ARBOR	5	\$15,000.00
UNIVERSITY OF MICHIGAN - DEARBORN	1	\$3,000.00
UNIVERSITY OF MICHIGAN - FLINT	12	\$30,000.00
WAYNE STATE UNIVERSITY	19	\$50,008.00
WESTERN MICHIGAN UNIVERSITY	69	\$189,016.00
Grand Total	236	\$631,494.00

Futures for Frontliners (F4F)

The Futures for Frontliners (F4F) is a last-dollar scholarship program for Michiganders who have not already earned a postsecondary degree and were required to work on the front line during the COVID-19 pandemic. The scholarship pays eligible students to attend an in-district community college at no cost (or an out-of-district community college at reduced cost). Eligible Michiganders must have submitted an F4F scholarship application by 11:59pm on December 31, 2020, and must have worked in an essential industry at least part-time for eleven of the thirteen weeks between April 1, 2020 and June 30, 2020.

For additional details regarding eligibility criteria and award rules, visit: michigan.gov/frontliners.

There are two F4F paths, and applicants are enrolled in either path depending on whether they have previously earned a high school diploma or equivalency. Path 1 was available for those who had previously earned a high school diploma or equivalency and who were able to enroll directly into college. Path 2 was available for applicants without a high school diploma or equivalency; those applicants were provided an opportunity to earn a secondary credential prior to starting in college. Path 1 is administered by MiLEAP Office of Higher Education; Path 2 is administered by the Office of Adult Education in the Michigan Department of Labor and Economic Opportunity (LEO). *Data provided in this section refers to Path 1 students only.*

Students maintain eligibility for four years after their first enrollment; because the fall semester of 2024 reflects four years since the first F4F semester, F4F will be retired at the end of academic year 2024-2025. F4F students who would otherwise be eligible for Michigan Reconnect Scholarship are continuing their education using Michigan Reconnect after F4F ends.

Section below provides data summary by institution on the total # of students that were awarded Futures for Frontliners (F4F) and the total \$ amounts awarded. **A student is considered awarded if they receive at least \$0.01, or if they meet the eligibility criteria for the scholarship but did not receive funding due to other scholarships or grants covering their tuition.**

F4F # and \$ Total Awarded at Community Colleges

Institution	# Awarded	\$ Total Awarded
ALPENA COMMUNITY COLLEGE	4	\$5,641.00
BAY COLLEGE	16	\$54,830.00
BAY MILLS COMMUNITY COLLEGE	3	\$1,310.00
DELTA COLLEGE	154	\$280,327.00
GLEN OAKS COMMUNITY COLLEGE	3	\$8,018.80

Institution	# Awarded	\$ Total Awarded
GOGEBIC COMMUNITY COLLEGE	2	\$723.00
GRAND RAPIDS COMMUNITY COLLEGE	137	\$268,556.78
HENRY FORD COLLEGE	56	\$74,853.30
JACKSON COLLEGE	58	\$124,920.41
KALAMAZOO VALLEY COMMUNITY COLLEGE	73	\$95,979.00
KELLOGG COMMUNITY COLLEGE	59	\$146,604.99
KIRTLAND COMMUNITY COLLEGE	13	\$30,545.00
LAKE MICHIGAN COLLEGE	8	\$20,320.00
LANSING COMMUNITY COLLEGE	143	\$291,761.75
MACOMB COMMUNITY COLLEGE	124	\$178,359.05
MID MICHIGAN COLLEGE	35	\$89,540.38
MONROE COUNTY COMMUNITY COLLEGE	31	\$51,388.55
MONTCALM COMMUNITY COLLEGE	27	\$48,609.50
MOTT COMMUNITY COLLEGE	118	\$267,046.46
MUSKEGON COMMUNITY COLLEGE	40	\$71,899.50
NORTH CENTRAL MICHIGAN COLLEGE	7	\$16,899.00
NORTHWESTERN MICHIGAN COLLEGE	28	\$56,321.50
OAKLAND COMMUNITY COLLEGE	100	\$95,886.50
SAGINAW CHIPPEWA TRIBAL COLLEGE	0	\$0.00
SCHOOLCRAFT COLLEGE	68	\$146,165.78
SOUTHWESTERN MICHIGAN COLLEGE	5	\$15,816.75
ST. CLAIR COUNTY COMMUNITY COLLEGE	41	\$159,859.82
WASHTENAW COMMUNITY COLLEGE	103	\$91,006.13
WAYNE COUNTY COMMUNITY COLLEGE DISTRICT	51	\$21,638.50
WEST SHORE COMMUNITY COLLEGE	7	\$6,514.00
Grand Total	1,514	\$2,721,342.45

Michigan Achievement Scholarship (Achievement)

The Michigan Achievement Scholarship (Achievement)¹ provides recent high school graduates in Michigan funds for continuing education. Eligible students could receive financial aid to attend a college or university with the Michigan Achievement Scholarship², or for a career training program with the Michigan Achievement Skills Scholarship³.

Pursuant to [Public Act 15 of 2025](#), Section 248 (9), additional reporting requirements apply to the Michigan Achievement Scholarship as detailed below:

- *Number of students who qualified for a Michigan Achievement Scholarship,*
- *Number of students who received a Michigan Achievement Scholarship,*
- *Average number of credits earned by Michigan Achievement Scholarship recipients,*
- *Number of Michigan Achievement Scholarships that were canceled due to failure to maintain Satisfactory Academic Progress (SAP),*
- *Number of Michigan Achievement Scholarships that were canceled due to a student ceasing attendance at an eligible institution (not including transfers to other eligible institutions),*
- *Number of Michigan Achievement Scholarships that were canceled due to a student's failure to maintain full-time status, and*
- *Average Michigan Achievement Scholarship award per student, delineated by sector.*

Contained herein are all relevant data that meet the Michigan Achievement Scholarship and Michigan Achievement Skills Scholarship reporting requirements mentioned above. It is important to note:

- # of students eligible is based on the number of students who have *completed* a FAFSA and meet all other program eligibility requirements. For Skills, it is based on the # of students with a completed Skills application in the MiSSG Student Portal.
- \$ Average Award is calculated by dividing \$ Total Awarded by # Awarded.

¹ The Michigan Department of Lifelong Education, Advancement, and Potential is not affiliated with National Merit Scholarship Corporation or its registered trademarks National Achievement®, Achievement Scholarship®, or Achievement Scholar®.

² Academic year 2024-2025 was the first year the Community College Guarantee was implemented under the Michigan Achievement Scholarship, putting students on a path to earning a skill certificate or associate degree at their local community college tuition-free. Students enrolled at a Michigan 4-year private or public institution were eligible to receive up to \$5,500 per year.

³ Michigan Achievement Skills Scholarship provides up to \$2,000 per year for up to two years to earn an industry-recognized certificate.

- # Average Credit is determined by dividing the total # of credits for the entire academic year 2024-2025 by # of students awarded. This data is not collected for the Skills component of Michigan Achievement Scholarship.
- Reasons Not Awarded are submitted by institutions during the certification process that must be completed each semester/term. Since some students may have been awarded in one semester/term and may not have been awarded in others, this data is presented by semester/term to capture all student scenarios from one semester/term to the next. This data is not collected for the Skills component of Michigan Achievement Scholarship.

For additional details, visit: michigan.gov/achievement.

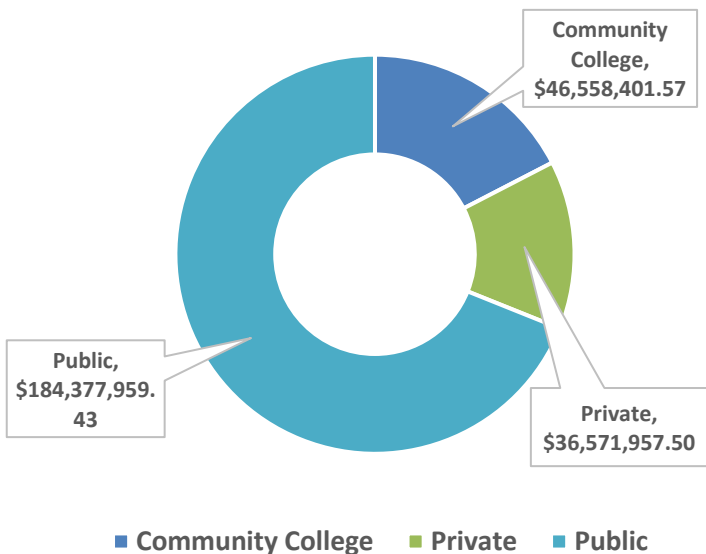
Data Summary by Institution Type

Section below provides data summary by institution type on the total # of students that were awarded the Michigan Achievement Scholarship (Achievement) and the total \$ amounts awarded. **A student is considered an award recipient if they receive at least \$0.01 for this program.**

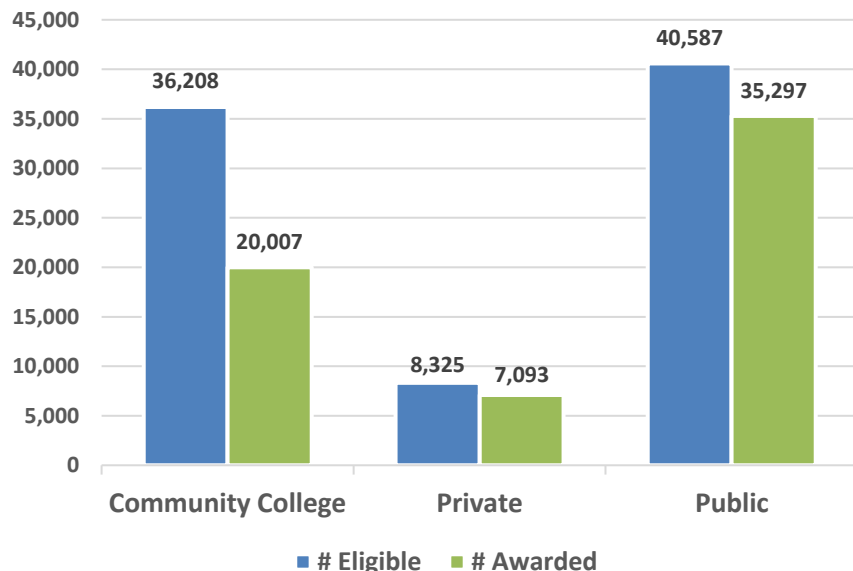
and \$ Total Awarded for Michigan Achievement Scholarship (Achievement)

Institution Type	# Eligible	# Awarded	\$ Total Awarded	\$ Average Award	# Average Credits Enrolled
Community College	36,208	20,007	\$46,558,401.57	\$2,327.11	22.63
Private	8,325	7,093	\$36,571,957.50	\$5,156.06	28.66
Public	40,587	35,297	\$184,377,959.43	\$5,223.62	27.99
Grand Total	85,120	62,397	\$267,508,318.50	\$4,287.20	26.35

\$ Award Distribution by Institution Type



Eligible vs Awarded by Institution Type



and \$ Total Awarded for Achievement at Community Colleges

Institution	# Eligible	# Awarded	\$ Total Awarded	\$ Average Award	# Average Credits Enrolled
ALPENA COMMUNITY COLLEGE	371	247	\$835,884.37	\$3,384.15	25.29
BAY COLLEGE	397	279	\$924,454.00	\$3,313.46	23.15
BAY MILLS COMMUNITY COLLEGE	59	26	\$28,777.00	\$1,106.81	20.92
DELTA COLLEGE	1,961	1,125	\$3,001,568.00	\$2,668.06	23.01
GLEN OAKS COMMUNITY COLLEGE	276	176	\$385,278.37	\$2,189.08	23.53
GOGEBIC COMMUNITY COLLEGE	197	153	\$373,284.00	\$2,439.76	25.29
GRAND RAPIDS COMMUNITY COLLEGE	3,398	1,667	\$3,904,891.63	\$2,342.47	21.97
HENRY FORD COLLEGE	3,404	2,091	\$2,665,630.26	\$1,274.81	21.09
JACKSON COLLEGE	1,219	649	\$1,758,989.50	\$2,710.31	22.26
KALAMAZOO VALLEY COMMUNITY COLLEGE	1,257	602	\$1,481,630.50	\$2,461.18	22.70
KELLOGG COMMUNITY COLLEGE	803	395	\$1,035,169.37	\$2,620.68	22.74
KEWEENAW BAY OJIBWA COMMUNITY COLLEGE	11	7	\$12,268.00	\$1,752.57	17.29
KIRTLAND COMMUNITY COLLEGE	375	221	\$655,720.00	\$2,967.06	22.76
LAKE MICHIGAN COLLEGE	792	525	\$1,359,995.50	\$2,590.47	22.61
LANSING COMMUNITY COLLEGE	2,743	1,473	\$3,485,847.50	\$2,366.50	22.02
MACOMB COMMUNITY COLLEGE	3,437	1,777	\$3,367,000.32	\$1,894.77	22.44
MID MICHIGAN COLLEGE	759	492	\$1,410,839.06	\$2,867.56	22.66
MONROE COUNTY COMMUNITY COLLEGE	561	258	\$674,091.18	\$2,612.76	21.86
MONTCALM COMMUNITY COLLEGE	349	216	\$498,626.00	\$2,308.45	22.46
MOTT COMMUNITY COLLEGE	1,604	904	\$2,258,015.25	\$2,497.80	22.49
MUSKEGON COMMUNITY COLLEGE	1,213	589	\$1,276,465.44	\$2,167.17	20.57
NORTH CENTRAL MICHIGAN COLLEGE	406	259	\$574,151.00	\$2,216.80	23.96
NORTHWESTERN MICHIGAN COLLEGE	901	578	\$1,823,105.08	\$3,154.16	25.89
OAKLAND COMMUNITY COLLEGE	2,919	1,379	\$2,641,597.47	\$1,915.59	22.89
SAGINAW CHIPPEWA TRIBAL COLLEGE	13	3	\$2,746.00	\$915.33	16.67
SCHOOLCRAFT COLLEGE	2,306	1,542	\$4,420,139.22	\$2,866.50	23.49
SOUTHWESTERN MICHIGAN COLLEGE	653	503	\$1,389,829.22	\$2,763.08	24.89
ST. CLAIR COUNTY COMMUNITY COLLEGE	922	620	\$2,180,268.21	\$3,516.56	23.39
WASHTENAW COMMUNITY COLLEGE	1,584	841	\$1,684,845.00	\$2,003.38	23.17
WAYNE COUNTY COMMUNITY COLLEGE DISTRICT	990	299	\$316,694.25	\$1,059.18	21.32
WEST SHORE COMMUNITY COLLEGE	328	111	\$130,600.87	\$1,176.58	21.74
Grand Total	36,208	20,007	\$46,558,401.57	\$2,327.11	22.63

and \$ Total Awarded for Achievement at Private Institutions

Institution	# Eligible	# Awarded	\$ Total Awarded	\$ Average Award	# Average Credits Enrolled
ADRIAN COLLEGE	455	395	\$1,975,761.00	\$5,001.93	27.92
ALBION COLLEGE	378	327	\$1,653,849.00	\$5,057.64	29.44
ALMA COLLEGE	372	330	\$1,683,000.00	\$5,100.00	30.41
ANDREWS UNIVERSITY	62	52	\$272,288.00	\$5,236.31	29.00
AQUINAS COLLEGE	310	275	\$1,482,250.00	\$5,390.00	30.68
BAKER COLLEGE	539	304	\$1,338,745.00	\$4,403.77	22.35
CALVIN UNIVERSITY	548	494	\$2,659,250.00	\$5,383.10	30.45
CLEARY UNIVERSITY	90	79	\$400,500.00	\$5,069.62	26.43
COLLEGE FOR CREATIVE STUDIES	276	204	\$1,067,000.00	\$5,230.39	28.45
CONCORDIA UNIVERSITY	170	115	\$550,000.00	\$4,782.61	26.16
CORNERSTONE UNIVERSITY	365	320	\$1,689,065.00	\$5,278.33	29.78
DAVENPORT UNIVERSITY	629	498	\$2,545,817.00	\$5,112.08	25.51
GRACE CHRISTIAN UNIVERSITY	101	84	\$431,773.00	\$5,140.15	26.60
GREAT LAKES CHRISTIAN COLLEGE	59	52	\$264,000.00	\$5,076.92	26.37
HOPE COLLEGE	513	468	\$2,531,448.50	\$5,409.08	29.59
KALAMAZOO COLLEGE	221	197	\$1,042,914.00	\$5,293.98	30.85
KETTERING UNIVERSITY	249	231	\$1,248,500.00	\$5,404.76	32.64
KUYPER COLLEGE	56	51	\$250,250.00	\$4,906.86	25.80
LAWRENCE TECHNOLOGICAL UNIVERSITY	348	304	\$1,502,675.00	\$4,943.01	26.61
MADONNA UNIVERSITY	319	288	\$1,423,086.00	\$4,941.27	27.81
NORTHWOOD UNIVERSITY	315	270	\$1,424,500.00	\$5,275.93	31.81
ROCHESTER CHRISTIAN UNIVERSITY	137	118	\$607,750.00	\$5,150.42	27.18
SACRED HEART MAJOR SEMINARY	2	3	\$13,750.00	\$4,583.33	26.00
SIENA HEIGHTS UNIVERSITY	353	317	\$1,606,000.00	\$5,066.25	27.67
SPRING ARBOR UNIVERSITY	230	211	\$1,108,250.00	\$5,252.37	28.43
THE UNIVERSITY OF OLIVET	420	380	\$1,946,825.00	\$5,123.22	29.05
UNIVERSITY OF DETROIT MERCY	801	723	\$3,841,712.00	\$5,313.57	29.63
WALSH COLLEGE	7	3	\$10,999.00	\$3,666.33	25.33
Grand Total	8,325	7,093	\$36,571,957.50	\$5,156.06	28.66

and \$ Total Awarded for Achievement at Public Institutions

Institution	# Eligible	# Awarded	\$ Total Awarded	\$ Average Award	# Average Credits Enrolled
CENTRAL MICHIGAN UNIVERSITY	2,589	2,211	\$11,619,662.00	\$5,255.39	29.26
EASTERN MICHIGAN UNIVERSITY	2,111	1,721	\$8,793,498.00	\$5,109.53	27.22
FERRIS STATE UNIVERSITY	2,509	2,066	\$10,435,944.13	\$5,051.28	25.95
GRAND VALLEY STATE UNIVERSITY	5,420	4,844	\$25,408,834.00	\$5,245.42	27.14
LAKE SUPERIOR STATE UNIVERSITY	299	234	\$1,128,664.00	\$4,823.35	27.17
MICHIGAN STATE UNIVERSITY	6,894	6,254	\$33,310,620.00	\$5,326.29	28.31
MICHIGAN TECHNOLOGICAL UNIVERSITY	1,202	1,053	\$5,339,098.00	\$5,070.37	29.52
NORTHERN MICHIGAN UNIVERSITY	1,591	1,353	\$6,827,621.92	\$5,046.28	28.28
OAKLAND UNIVERSITY	3,101	2,591	\$13,387,633.00	\$5,166.98	27.91
SAGINAW VALLEY STATE UNIVERSITY	1,968	1,748	\$9,016,155.71	\$5,157.98	26.53
UNIVERSITY OF MICHIGAN - ANN ARBOR	3,672	3,281	\$17,656,198.00	\$5,381.35	29.97
UNIVERSITY OF MICHIGAN - DEARBORN	1,504	1,368	\$7,198,664.00	\$5,262.18	27.87
UNIVERSITY OF MICHIGAN - FLINT	817	677	\$3,388,577.00	\$5,005.28	25.17
WAYNE STATE UNIVERSITY	4,531	3,867	\$20,231,126.67	\$5,231.74	28.59
WESTERN MICHIGAN UNIVERSITY	2,379	2,029	\$10,635,663.00	\$5,241.83	27.48
Grand Total	40,587	35,297	\$184,377,959.43	\$5,223.62	27.99

Reasons Students Not Awarded Achievement

Fall Reasons Students Not Awarded

Institution Type	Less Than Full-time	Not Enrolled	SAP Not Met	Other
Community College	7,278	10,332	197	1,280
Private	152	1,276	9	39
Public	402	5,469	118	371
Grand Total	7,832	17,077	324	1,690

Spring/Winter Reasons Students Not Awarded

Institution Type	Less Than Full-time	Not Enrolled	SAP Not Met	Other
Community College	5,822	8,621	140	833
Private	158	1,457	9	25
Public	580	5,901	118	310
Grand Total	6,560	15,979	267	1,168

Summer Reasons Students Not Awarded

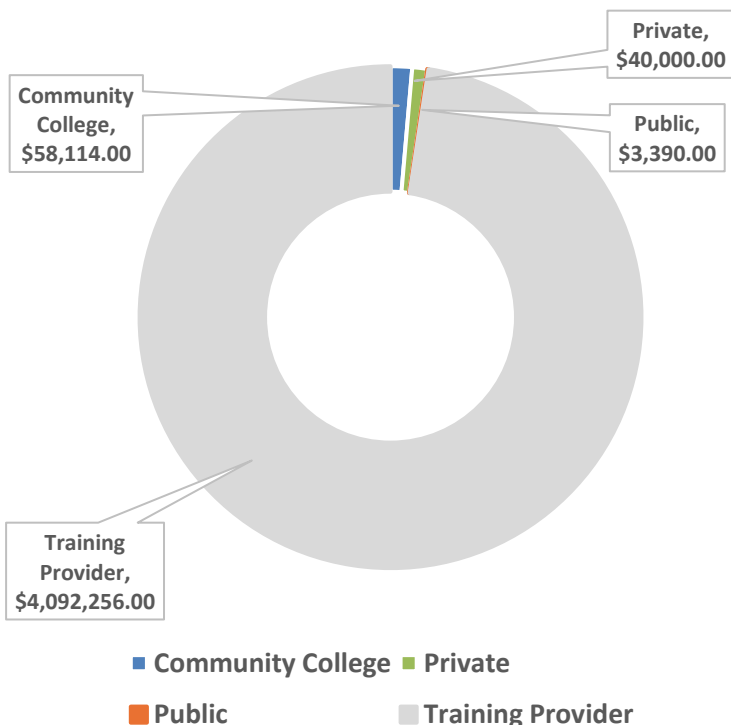
Institution Type	Less Than Full-time	Not Enrolled	SAP Not Met	Other
Community College	5,747	23,046	61	720
Private	70	1,728	-	2
Public	193	7,201	6	38
Grand Total	6,010	31,975	67	760

Michigan Achievement Skills Scholarship (Skills) Data

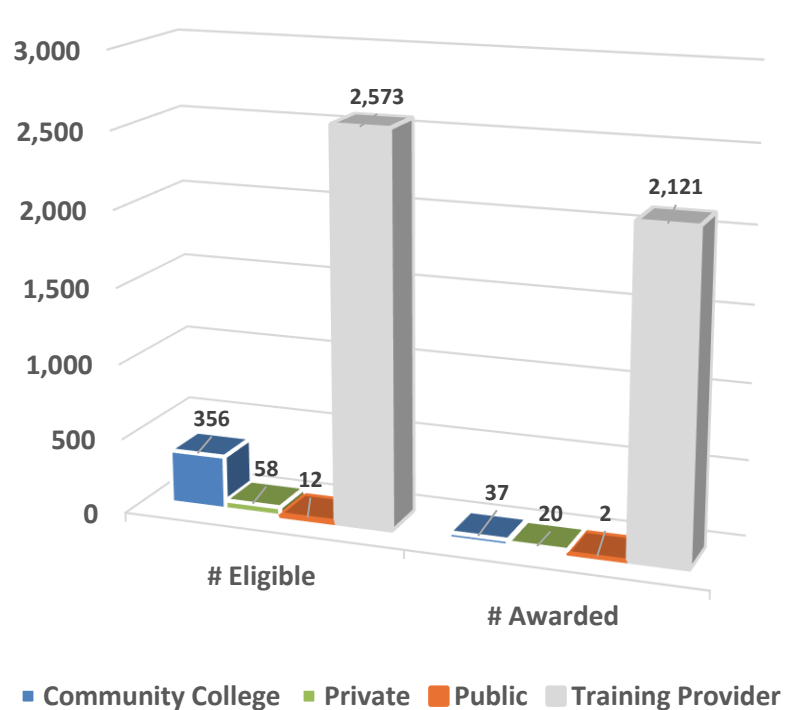
and \$ Total Awarded for Michigan Achievement Skills Scholarship (Skills)

Institution Type	# Eligible	# Awarded	\$ Total Awarded	\$ Average Award
Community College	356	37	\$58,114.00	\$1,570.65
Private	58	20	\$40,000.00	\$2,000.00
Public	12	2	\$3,390.00	\$1,695.00
Training Provider	2,573	2,121	\$4,092,256.00	\$1,929.40
Grand Total	2,999	2,180	\$4,193,760.00	\$1,923.74

\$ Award Distribution by Institution Type



Eligible vs Awarded by Institution Type



Skills # and \$ Total Awarded Achievement Skills at Community Colleges

Institution	# Eligible	# Awarded	\$ Total Awarded	\$ Average Award
ALPENA COMMUNITY COLLEGE	2	-	-	-
BAY COLLEGE	2	-	-	-
GLEN OAKS COMMUNITY COLLEGE	1	-	-	-
GOGEBIC COMMUNITY COLLEGE	2	-	-	-
GRAND RAPIDS COMMUNITY COLLEGE	24	-	-	-
HENRY FORD COLLEGE	26	-	-	-
JACKSON COLLEGE	12	-	-	-
KELLOGG COMMUNITY COLLEGE	6	-	-	-
KEWEENAW BAY OJIBWA COMMUNITY COLLEGE	1	-	-	-
KIRTLAND COMMUNITY COLLEGE	3	-	-	-
LAKE MICHIGAN COLLEGE	6	-	-	-
LANSING COMMUNITY COLLEGE	20	3	\$5,500.00	\$1,833.33
MACOMB COMMUNITY COLLEGE	48	8	\$9,095.00	\$1,136.88
MID MICHIGAN COLLEGE	35	11	\$17,425.00	\$1,584.09
MONROE COUNTY COMMUNITY COLLEGE	8	4	\$4,894.00	\$1,223.50
MONTCALM COMMUNITY COLLEGE	1	-	-	-
MOTT COMMUNITY COLLEGE	22	2	\$3,600.00	\$1,800.00
MUSKEGON COMMUNITY COLLEGE	3	-	-	-
NORTH CENTRAL MICHIGAN COLLEGE	6	-	-	-
NORTHWESTERN MICHIGAN COLLEGE	4	-	-	-
OAKLAND COMMUNITY COLLEGE	63	9	\$17,600.00	\$1,955.56
SCHOOLCRAFT COLLEGE	12	-	-	-
SOUTHWESTERN MICHIGAN COLLEGE	4	-	-	-
ST. CLAIR COUNTY COMMUNITY COLLEGE	3	-	-	-
WASHTENAW COMMUNITY COLLEGE	24	-	-	-
WAYNE COUNTY COMMUNITY COLLEGE DISTRICT	15	-	-	-
WEST SHORE COMMUNITY COLLEGE	3	-	-	-
Grand Total	356	37	\$58,114.00	\$1,570.65

Skills # and \$ Total Awarded Achievement Skills at Private Institutions

Institution	# Eligible	# Awarded	\$ Total Awarded	\$ Average Award
ANDREWS UNIVERSITY	2	-	-	-
BAKER COLLEGE	5	-	-	-
DAVENPORT UNIVERSITY	3	-	-	-

Institution	# Eligible	# Awarded	\$ Total Awarded	\$ Average Award
DORSEY COLLEGE	3	-	-	-
DORSEY COLLEGE - DEARBORN	9	4	\$8,000.00	\$2,000.00
DORSEY COLLEGE - ROSEVILLE	19	8	\$16,000.00	\$2,000.00
DORSEY COLLEGE - SAGINAW	5	1	\$2,000.00	\$2,000.00
DORSEY COLLEGE - WAYNE	4	3	\$6,000.00	\$2,000.00
DORSEY COLLEGE - WOODHAVEN	7	4	\$8,000.00	\$2,000.00
DORSEY COLLEGE- GRAND RAPIDS	1	-	-	-
Grand Total	58	20	\$40,000.00	\$2,000.00

Skills # and \$ Total Awarded Achievement Skills at Public Institutions

Institution	# Eligible	# Awarded	\$ Total Awarded	\$ Average Award
CENTRAL MICHIGAN UNIVERSITY	10	2	\$3,390.00	\$1,695.00
LAKE SUPERIOR STATE UNIVERSITY	2	-	-	-
Grand Total	12	2	\$3,390.00	\$1,695.00

Skills # and \$ Total Awarded Achievement Skills at Private Training Providers

Institution	# Eligible	# Awarded	\$ Total Awarded	\$ Average Award
1ST STEP CNA TRAINING LLC	34	8	\$12,000.00	\$1,500.00
1ST STEP HEALTHCARE TRAINING	73	47	\$94,000.00	\$2,000.00
ABCOTT INSTITUTE	11	7	\$14,000.00	\$2,000.00
ADVANCED CARE TRAINING FOR HEALTHCARE PROFESSIONAL	7	1	\$2,000.00	\$2,000.00
AGAPE HEALTH CARE SCHOOLS - FRANKFORT	1	-	-	-
AGAPE HEALTH CARE SCHOOLS - GAYLORD	1	-	-	-
AGAPE HEALTH CARE SCHOOLS - REED CITY	1	-	-	-
A-LIST HEALTHCARE TRAINING ACADEMY	9	4	\$8,000.00	\$2,000.00
AMERICAN TRAINING INSTITUTE	1	-	-	-
BLUE HERON ACADEMY OF HEALING ARTS - GRAND RAPIDS	14	14	\$28,000.00	\$2,000.00
BRIDGE TO CARE CNA TRAINING ACADEMY, LLC	53	37	\$55,500.00	\$1,500.00
CAREPRO HEALTHCARE TRAINING	441	296	\$592,000.00	\$2,000.00
CARNEGIE INSTITUTE	5	3	\$6,000.00	\$2,000.00
CENTER FOR MEDICAL TRAINING	53	49	\$87,655.00	\$1,788.88
COMPU-SHER LEARNING SOLUTIONS	498	492	\$984,000.00	\$2,000.00

Institution	# Eligible	# Awarded	\$ Total Awarded	\$ Average Award
COVENANT ACADEMY	2	-	-	-
DAVIS TRAINING INSTITUTE	1	-	-	-
DETROIT BUSINESS INSTITUTE - DOWNRIVER	1	1	\$2,000.00	\$2,000.00
DREAM HEALTHCARE ACADEMY LLC	2	2	\$3,000.00	\$1,500.00
DREAMERS HEALTHCARE INSTITUTE LLC	7	10	\$20,000.00	\$2,000.00
EDUCATION AND TRAINING CONNECTION - SAGINAW	8	3	\$4,500.00	\$1,500.00
ENCOMPASS ACADEMY OF MASSAGE THERAPY	4	4	\$8,000.00	\$2,000.00
EVERGREEN HEALTH TRAINING INSTITUTE LLC	1	1	\$2,000.00	\$2,000.00
EXCELLENT CHOICE HEALTHCARE TRAINING CENTER LLC	23	19	\$38,000.00	\$2,000.00
FIVE ELEMENTS INTEGRATIVE THERAPY ACADEMY	1	-	-	-
FLAT RIVER MEDICAL - ALMA	3	3	\$5,800.00	\$1,933.33
GENANSCOT SERVICES LLC	1	-	-	-
GENTLE HANDS OF INTEGRITY	1	1	\$2,000.00	\$2,000.00
GRAND CIRCUS - DETROIT	1	-	-	-
HEALTH CAREER PATHWAYS, LLC	4	4	\$6,600.00	\$1,650.00
HEALTHCARE CAREER INSTITUTE	4	3	\$6,000.00	\$2,000.00
HEART TO HEART HEALTHCARE TRAINING - ESSEXVILLE	5	4	\$4,780.00	\$1,195.00
HEART TO HEART HEALTHCARE TRAINING - YPSILANTI	27	11	\$13,595.00	\$1,235.91
HEART TO HEART HEALTHCARE TRAINING- LANSING	8	1	\$2,000.00	\$2,000.00
HENDERSON HEALTH	1	-	-	-
HONDROS COLLEGE OF NURSING BINGHAM FARMS, MICHIGAN	1	-	-	-
IRVING'S PROFESSIONAL	119	119	\$238,000.00	\$2,000.00
JACKSON AREA CAREER CENTER	16	14	\$16,000.00	\$1,142.86
MARINE TRADES INSTITUTE	9	7	\$14,000.00	\$2,000.00
MAROSA SCHOOL OF PHLEBOTOMY AND HEALTHCARE TRADES	27	27	\$54,000.00	\$2,000.00
MEDCERTS	3	2	\$4,000.00	\$2,000.00
MERRILL INSTITUTE, INC.	3	-	-	-
MICHIGAN HEALTHCARE ACADEMY	7	5	\$10,000.00	\$2,000.00
NURSING DETROIT TRAINING CENTER	62	33	\$66,000.00	\$2,000.00
PARRISH ACADEMY	185	125	\$250,000.00	\$2,000.00
PER SCHOLAS	1	1	\$2,000.00	\$2,000.00
PES SCHOOL OF NURSING EDUCATION LLC	1	-	-	-
PHLEBOTOMY EXPRESS TRAINING CENTERS LLC	163	162	\$324,000.00	\$2,000.00
PILLAR OF FIRE SKILLED LEARNING PHLEBOTOMY CTR	10	10	\$20,000.00	\$2,000.00
PREMIER MEDICAL ACADEMY LLC	2	-	-	-
PROGRESSIVE ACADEMIC LEARNING LLC	6	5	\$10,000.00	\$2,000.00
RELIABLE TRAINING INSTITUTE	240	239	\$478,000.00	\$2,000.00
ROSS COLLEGE	26	24	\$43,375.00	\$1,807.29
ROSS MEDICAL EDUCATION CENTER - ANN ARBOR	10	10	\$20,000.00	\$2,000.00

Institution	# Eligible	# Awarded	\$ Total Awarded	\$ Average Award
ROSS MEDICAL EDUCATION CENTER - BATTLE CREEK	7	6	\$11,355.00	\$1,892.50
ROSS MEDICAL EDUCATION CENTER - BRIGHTON	7	6	\$9,310.00	\$1,551.67
ROSS MEDICAL EDUCATION CENTER - CANTON	6	4	\$8,000.00	\$2,000.00
ROSS MEDICAL EDUCATION CENTER - DAVISON	5	5	\$10,000.00	\$2,000.00
ROSS MEDICAL EDUCATION CENTER - FLINT	13	10	\$20,000.00	\$2,000.00
ROSS MEDICAL EDUCATION CENTER - KENTWOOD	20	18	\$34,710.00	\$1,928.33
ROSS MEDICAL EDUCATION CENTER - LANSING	8	8	\$16,000.00	\$2,000.00
ROSS MEDICAL EDUCATION CENTER - MIDLAND	5	5	\$8,065.00	\$1,613.00
ROSS MEDICAL EDUCATION CENTER - NEW BALTIMORE	4	4	\$8,000.00	\$2,000.00
ROSS MEDICAL EDUCATION CENTER - PORT HURON	6	5	\$10,000.00	\$2,000.00
ROSS MEDICAL EDUCATION CENTER - PORTAGE	7	5	\$10,000.00	\$2,000.00
ROSS MEDICAL EDUCATION CENTER - ROOSEVELT PARK	15	15	\$30,000.00	\$2,000.00
ROSS MEDICAL EDUCATION CENTER - SAGINAW	7	5	\$10,000.00	\$2,000.00
ROSS MEDICAL EDUCATION CENTER - TAYLOR	7	7	\$14,000.00	\$2,000.00
ROSS MEDICAL EDUCATION CENTER - WARREN	23	20	\$40,000.00	\$2,000.00
SERENITY HEALTH TRAINING INSTITUTE	2	1	\$1,810.00	\$1,810.00
SOARING CNA TRAINING CENTER, LLC	139	109	\$177,000.00	\$1,623.85
STEPFUL INC	28	22	\$44,000.00	\$2,000.00
TOP TIER HEALTHCARE TRAINING CENTER	1	-	-	-
TRI-HOSPITAL EMERGENCY MEDICAL SERVICES, INC.	2	1	\$2,000.00	\$2,000.00
WILLIAMS HEALTHCARE TRAINING, LLC	2	2	\$1,991.00	\$995.50
YES WE CNA, LLC	61	55	\$75,210.00	\$1,367.45
Grand Total	2,573	2,121	\$4,092,256.00	\$1,929.40

Michigan Competitive Scholarship (MCS) and Michigan Tuition Grant (MTG)

The Michigan Competitive Scholarship (MCS) provides renewable scholarships for students enrolled in approved degree-granting Michigan colleges and universities, pursuing their first degree. It is based on both financial need and merit. To be considered, a student must have taken the SAT (Class of 2017 and beyond) prior to entering college and achieve a qualifying score of at least 1200. MCS is no longer available to students who have graduated high school (or its equivalent) in 2023 or greater.

The Michigan Tuition Grant (MTG) provides grant assistance to undergraduate Michigan residents with financial need who plan to attend or are attending a Michigan degree-granting, non-profit independent college. Starting in academic year 2024-2025, Michigan Tuition Grant is no longer available to students who have not initiated (received a paid award) in academic year 2023-2024 or prior.

For additional details regarding MCS and MTG, program eligibility criteria, and award rules visit: michigan.gov/mistudentaid/programs.

Data Summary by Institution Type

Section below provides data summary by institution type on the total # of students that were awarded a Michigan Competitive Scholarship (MCS) or the Michigan Tuition Grant (MTG), and the total \$ amounts awarded. **A student is considered an award recipient if they receive at least \$0.01 for this program.**

and \$ Total Awarded for Michigan Competitive Scholarship (MCS)

Institution Type	# Awarded	\$ Total Awarded
Community College	777	\$735,088.00
Private*	1,223	\$3,281,339.00
Public	7,595	\$10,121,543.00
Grand Total	9,595	\$14,137,970.00

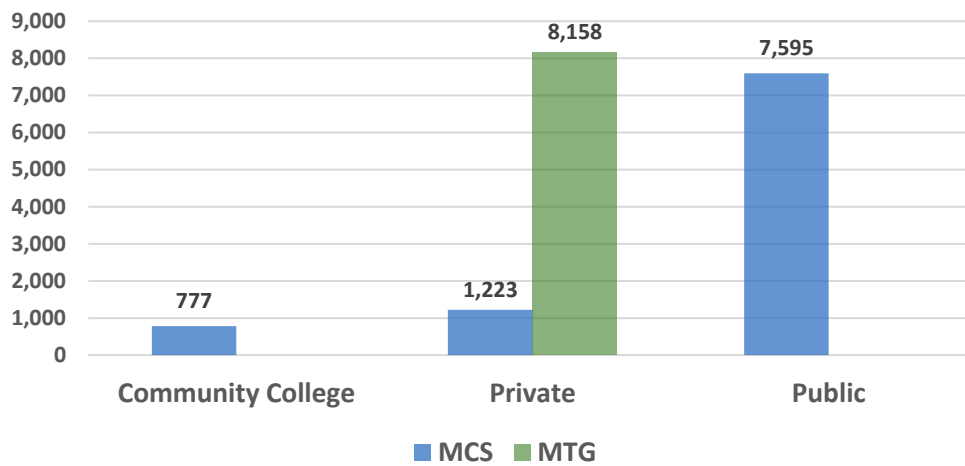
and \$ Total Awarded for Michigan Tuition Grant (MTG)

Institution Type	# Awarded	\$ Total Awarded
Private	8,158	\$21,329,089.00
Grand Total	8,158	\$21,329,089.00

*MCS eligible students attending private institutions may also be MTG eligible; therefore, these students may have their MCS award supplemented through MTG funds to receive the higher MTG

award maximum. **1,209 students** received a total of **\$1,630,826.00** through the MTG fund to supplement their MCS awards to the private institution maximum award amount.

Awarded MCS and MTG by Institution Type



and \$ Total Awarded MCS at Community Colleges

Institution	# Awarded	\$ Total Awarded
ALPENA COMMUNITY COLLEGE	7	\$7,687.00
BAY COLLEGE	5	\$4,875.00
BAY MILLS COMMUNITY COLLEGE	3	\$1,838.00
DELTA COLLEGE	58	\$59,246.00
GLEN OAKS COMMUNITY COLLEGE	3	\$3,000.00
GOGEBIC COMMUNITY COLLEGE	8	\$9,437.00
GRAND RAPIDS COMMUNITY COLLEGE	66	\$59,871.00
HENRY FORD COLLEGE	33	\$28,498.00
JACKSON COLLEGE	21	\$21,182.00
KALAMAZOO VALLEY COMMUNITY COLLEGE	28	\$24,379.00
KELLOGG COMMUNITY COLLEGE	19	\$16,736.00
KIRTLAND COMMUNITY COLLEGE	6	\$7,298.00
LAKE MICHIGAN COLLEGE	8	\$7,688.00
LANSING COMMUNITY COLLEGE	66	\$56,934.00
MACOMB COMMUNITY COLLEGE	73	\$69,001.00
MID MICHIGAN COLLEGE	21	\$21,187.00
MONROE COUNTY COMMUNITY COLLEGE	5	\$6,188.00

Institution	# Awarded	\$ Total Awarded
MONTCALM COMMUNITY COLLEGE	13	\$10,130.00
MOTT COMMUNITY COLLEGE	35	\$31,016.00
MUSKEGON COMMUNITY COLLEGE	13	\$12,987.00
NORTH CENTRAL MICHIGAN COLLEGE	12	\$14,438.00
NORTHWESTERN MICHIGAN COLLEGE	35	\$34,126.00
OAKLAND COMMUNITY COLLEGE	64	\$59,117.00
SCHOOLCRAFT COLLEGE	46	\$43,281.00
SOUTHWESTERN MICHIGAN COLLEGE	9	\$9,001.00
ST. CLAIR COUNTY COMMUNITY COLLEGE	29	\$30,453.00
WASHTENAW COMMUNITY COLLEGE	70	\$64,305.00
WAYNE COUNTY COMMUNITY COLLEGE DISTRICT	14	\$13,876.00
WEST SHORE COMMUNITY COLLEGE	7	\$7,313.00
Grand Total	777	\$735,088.00

and \$ Total Awarded MCS and MTG at Private Institutions

Institution	MCS # Awarded	MCS \$ Awarded	MTG # Awarded	MTG \$ Awarded	# Total Awarded	\$ Total Awarded
ADRIAN COLLEGE	21	\$58,500.00	340	\$940,875.00	361	\$999,375.00
ALBION COLLEGE	39	\$110,070.00	372	\$1,043,763.00	411	\$1,153,833.00
ALMA COLLEGE	53	\$146,250.00	307	\$879,921.00	360	\$1,026,171.00
ANDREWS UNIVERSITY	10	\$30,000.00	58	\$167,490.00	68	\$197,490.00
AQUINAS COLLEGE	40	\$112,500.00	292	\$837,187.00	332	\$949,687.00
BAKER COLLEGE	51	\$97,875.00	836	\$1,718,957.00	887	\$1,816,832.00
CALVIN UNIVERSITY	168	\$465,888.00	457	\$1,294,055.00	625	\$1,759,943.00
CLEARY UNIVERSITY	5	\$13,125.00	96	\$231,759.00	101	\$244,884.00
COLLEGE FOR CREATIVE STUDIES	34	\$91,874.00	309	\$841,220.00	343	\$933,094.00
CONCORDIA UNIVERSITY	11	\$22,500.00	125	\$335,250.00	136	\$357,750.00
CORNERSTONE UNIVERSITY	72	\$206,551.00	364	\$985,986.00	436	\$1,192,537.00
DAVENPORT UNIVERSITY	66	\$141,707.00	748	\$1,692,439.00	814	\$1,834,146.00
GRACE CHRISTIAN UNIVERSITY	7	\$19,875.00	97	\$255,702.00	104	\$275,577.00
GREAT LAKES CHRISTIAN COLLEGE	2	\$6,000.00	36	\$103,056.00	38	\$109,056.00
HOPE COLLEGE	174	\$493,960.00	577	\$1,647,609.00	751	\$2,141,569.00
KALAMAZOO COLLEGE	61	\$175,225.00	160	\$462,345.00	221	\$637,570.00
KETTERING UNIVERSITY	125	\$332,843.00	199	\$552,782.00	324	\$885,625.00

Institution	MCS # Awarded	MCS \$ Awarded	MTG # Awarded	MTG \$ Awarded	# Total Awarded	\$ Total Awarded
KUYPER COLLEGE	-	-	45	\$120,082.00	45	\$120,082.00
LAWRENCE TECH. UNIVERSITY	84	\$228,274.00	314	\$840,606.00	398	\$1,068,880.00
MADONNA UNIVERSITY	33	\$82,500.00	297	\$777,195.00	330	\$859,695.00
NORTHWOOD UNIVERSITY	29	\$73,875.00	385	\$1,014,633.00	414	\$1,088,508.00
ROCHESTER CHRISTIAN UNI.	10	\$25,125.00	190	\$475,837.00	200	\$500,962.00
SACRED HEART MAJOR SEMINARY	-	-	3	\$9,000.00	3	\$9,000.00
SIENA HEIGHTS UNIVERSITY	14	\$34,500.00	270	\$715,500.00	284	\$750,000.00
SPRING ARBOR UNIVERSITY	23	\$69,000.00	233	\$621,375.00	256	\$690,375.00
THE UNIVERSITY OF OLIVET	20	\$57,750.00	326	\$901,303.00	346	\$959,053.00
UNIVERSITY OF DETROIT MERCY	62	\$174,822.00	628	\$1,750,162.00	690	\$1,924,984.00
WALSH COLLEGE	9	\$10,750.00	94	\$113,000.00	103	\$123,750.00
Grand Total	1,223	\$3,281,339.00	8,158	\$21,329,089.00	9,381	\$24,610,428.00

and \$ Total Awarded MCS at Public Institutions

Institution	# Awarded	\$ Total Awarded
CENTRAL MICHIGAN UNIVERSITY	368	\$464,870.00
EASTERN MICHIGAN UNIVERSITY	254	\$307,783.00
FERRIS STATE UNIVERSITY	196	\$248,552.00
GRAND VALLEY STATE UNIVERSITY	821	\$1,075,503.00
LAKE SUPERIOR STATE UNIVERSITY	36	\$46,899.00
MICHIGAN STATE UNIVERSITY	1,446	\$1,947,641.00
MICHIGAN TECHNOLOGICAL UNIVERSITY	489	\$661,525.00
NORTHERN MICHIGAN UNIVERSITY	124	\$166,904.00
OAKLAND UNIVERSITY	425	\$556,116.00
SAGINAW VALLEY STATE UNIVERSITY	205	\$256,906.00
UNIVERSITY OF MICHIGAN - ANN ARBOR	2,018	\$2,825,356.00
UNIVERSITY OF MICHIGAN - DEARBORN	248	\$314,694.00
UNIVERSITY OF MICHIGAN - FLINT	135	\$166,150.00
WAYNE STATE UNIVERSITY	451	\$579,673.00
WESTERN MICHIGAN UNIVERSITY	379	\$502,971.00
Grand Total	7,595	\$10,121,543.00

Year-over-Year MCS and MTG # Students Served

Fiscal Year	MCS⁴	MTG⁵
2024-25	9,595	8,158
2023-24	12,589	13,935
2022-23	15,717	12,172
2021-22	19,678	13,626
2020-21	22,259	13,284
2019-20	28,788	14,326
2018-19	30,730	13,301

⁴ MCS is no longer available to students who have graduated high school (or its equivalent) in 2023 or greater.

⁵ Starting in academic year 2024-2025, MTG is no longer available to students who have not initiated (received a paid award) in academic year 2023-2024 or prior.

MI Future Educator Fellowship Program (Fellowship)

The MI Future Educator Fellowship Program (Fellowship) provides financial assistance to Michigan's aspiring educators who are admitted and enrolled in an eligible Educator Preparation Program (EPP) approved by the Michigan Department of Education (MDE). MI Fellowship offers renewable awards up to \$10,000 per year, for up to three years, as long as students meet certain eligibility criteria including, but not limited to:

- full-time enrollment in an eligible Educator Preparation Program (EPP),
- completion of a Fellowship application, and Free Application for Federal Student Aid (FAFSA),
- meet requirements of Satisfactory Academic Progress (SAP),
- have a cumulative GPA of at least 3.0,
- be a Michigan resident, and
- be considered a junior per their institution's definition.

Eligible students must also complete a Commitment to Teach in Michigan Agreement (CTMA), which requires recipients teach in Michigan in a public school or qualifying public preschool program for a specific number of years, depending on the number of years a Fellowship was awarded. If recipients do not fulfill their CTMA, the Michigan Department of Treasury (Treasury) implements processes to convert Fellowship awards into 0% interest rate loans which must be repaid within ten years.

For additional details regarding the MI Future Educator Fellowship Program eligibility criteria, award rules, and CTMA teaching requirements, visit: michigan.gov/mistudentaid/programs.

Pursuant to Section 27a (12) of the [Public Act 15 of 2025](#), additional reporting obligations for the preceding year apply to the MI Future Educator Fellowship Program as indicated below:

- *The number and amount of awards granted in the previous fiscal year.*
- *The number of recipients in the previous fiscal year that had their awards converted to loans under subsection (8).*

The data for the number of students and dollar amounts awarded comes from MiLEAP Office of Higher Education. The data for Fellowship loan conversions comes from the Student Loans Repayment Division (SLRD) within the Michigan Department of Treasury.

Programs designated with an asterisk "*" are considered alternative route providers among the Educator Preparation Programs (EPP) listed below. For additional information about alternative route providers, visit Michigan Department of Education's [guidance page](#).

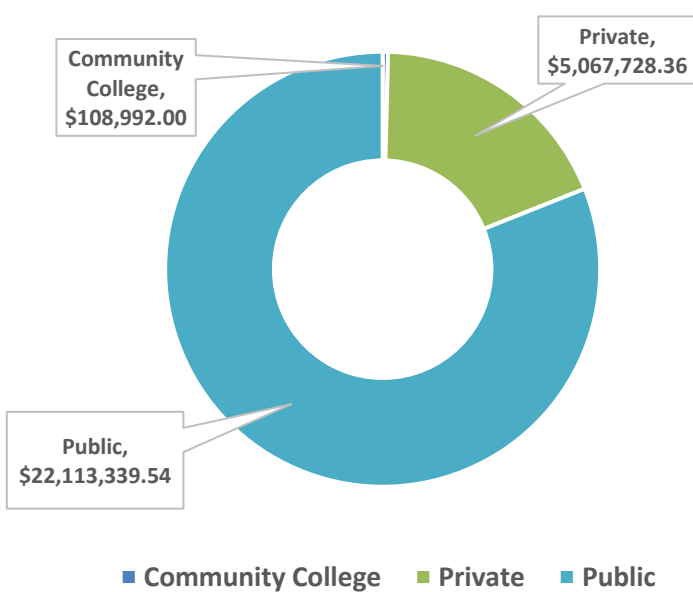
Data Summary by Institution Type

Section below provides data summary by institution type on the total # of students that were awarded a MI Future Educator Fellowship (Fellowship) and the total \$ amounts awarded. **A student is considered an award recipient if they receive at least \$0.01 for this program.**

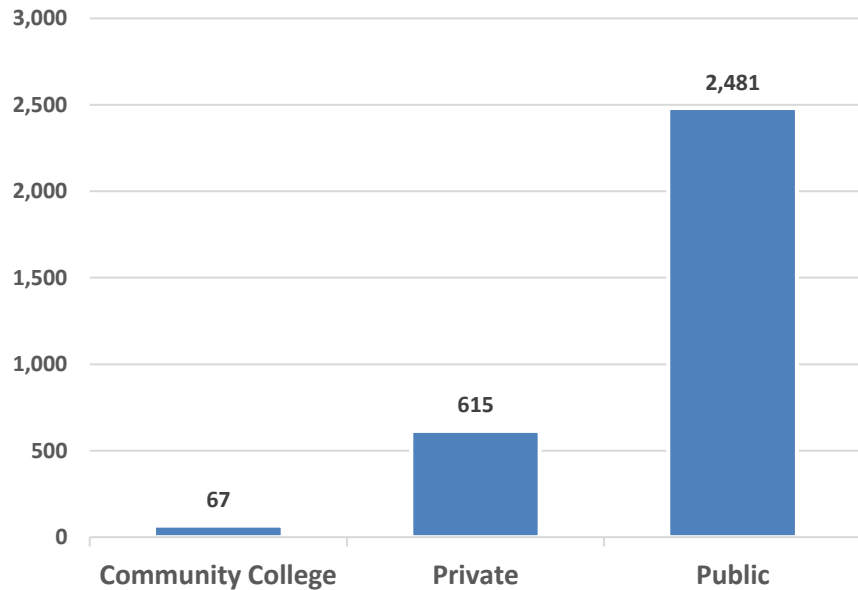
and \$ Total Awarded for MI Future Educator Fellowship

Institution Type	# Awarded	\$ Total Awarded
Community College	67	\$108,992.00
Private	615	\$5,067,728.36
Public	2,481	\$22,113,339.54
Grand Total	3,163	\$27,290,059.90

\$ Award Distribution by Institution Type



Awarded by Institution Type



and \$ Total Awarded Fellowship at Community Colleges

Institution	# Awarded	\$ Total Awarded
SCHOOLCRAFT COLLEGE	67	\$108,992.00
Grand Total	67	\$108,992.00

and \$ Total Awarded Fellowship at Private Institutions

Institution	# Awarded	\$ Total Awarded
#TEACH*	140	\$986,348.00
ADRIAN COLLEGE	21	\$177,520.00
ALBION COLLEGE	22	\$206,366.00
ALMA COLLEGE	47	\$455,000.00
ANDREWS UNIVERSITY	1	\$10,000.00
AQUINAS COLLEGE	29	\$275,000.00
CALVIN UNIVERSITY	34	\$285,000.00
COLLEGE FOR CREATIVE STUDIES	1	\$5,000.00
CONCORDIA UNIVERSITY	51	\$375,000.00
CORNERSTONE UNIVERSITY	39	\$359,073.00
DAVENPORT UNIVERSITY	6	\$49,219.00
HOPE COLLEGE	66	\$647,329.00
MADONNA UNIVERSITY	22	\$220,000.00
MICHIGAN TEACHERS OF TOMORROW*	55	\$316,623.36
PROFESSIONAL INNOVATORS IN TEACHING*	19	\$140,250.00
ROCHESTER CHRISTIAN UNIVERSITY	11	\$105,000.00
SIENA HEIGHTS UNIVERSITY	19	\$180,000.00
SPRING ARBOR UNIVERSITY	32	\$275,000.00
Grand Total	615	\$5,067,728.36

and \$ Total Awarded Fellowship at Public Institutions

Institution	# Awarded	\$ Total Awarded
CENTRAL MICHIGAN UNIVERSITY	373	\$3,164,351.50
EASTERN MICHIGAN UNIVERSITY	162	\$1,426,300.00
FERRIS STATE UNIVERSITY	130	\$1,143,450.00
GRAND VALLEY STATE UNIVERSITY	376	\$3,456,898.00
LAKE SUPERIOR STATE UNIVERSITY	33	\$306,695.00
MICHIGAN STATE UNIVERSITY	294	\$2,893,462.87
NORTHERN MICHIGAN UNIVERSITY	91	\$824,312.00
OAKLAND UNIVERSITY	240	\$2,218,403.25
SAGINAW VALLEY STATE UNIVERSITY	264	\$2,380,713.00
UNIVERSITY OF MICHIGAN - ANN ARBOR	96	\$604,825.20
UNIVERSITY OF MICHIGAN - DEARBORN	64	\$474,778.00
UNIVERSITY OF MICHIGAN - FLINT	76	\$568,910.00
WAYNE STATE UNIVERSITY	143	\$1,364,860.97
WESTERN MICHIGAN UNIVERSITY	139	\$1,285,379.75
Grand Total	2,481	\$22,113,339.54

Total Fellowship Awards Converted to Loans

Section below includes information on the MI Future Educator Fellowship Program awards that were converted to loans for the Fiscal Year 2025.

Fellowship recipients are afforded a grace period to seek teaching employment in the State of Michigan. For students who **do complete** their Educator Preparation Program, the award amounts cannot be converted to loans until after their respective 12-month grace period ends. For students who **do not complete** their EPP, the grace period lasts for 6 months.

- Fellowship awards converted to a 0% interest rate loan in FY25: **73**

MI Future Educator Stipend Program (Stipend)

The MI Future Educator Stipend Program (Stipend) provides \$9,600 per semester to aspiring educators who are participating in their required student teaching. Students are limited to one Stipend award during their required student teaching experience, unless their Educator Preparation Program (EPP) specifically requires they complete more than one semester/term of student teaching to become a certified teacher in Michigan.

Only Michigan public degree-granting community colleges, public universities, or Michigan private or independent degree-granting non-profit institutions who offer an [Educator Preparation Program \(EPP\)](#) approved by Michigan’s State Board of Education may participate. For program rules and eligibility criteria, visit: michigan.gov/mistudentaid/programs.

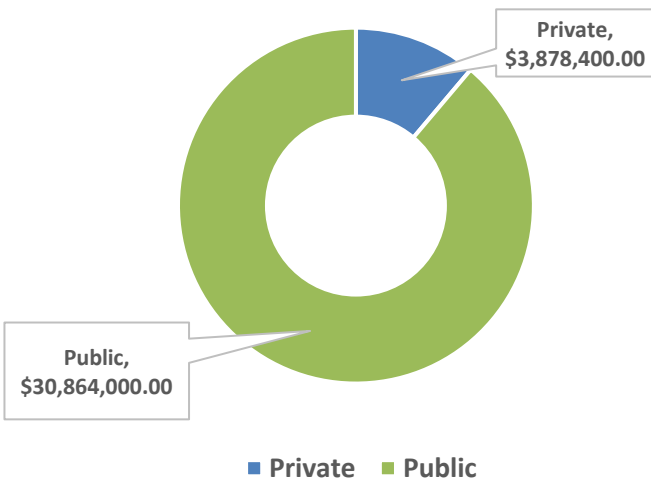
Data Summary by Institution Type

Section below provides data summary by institution type on the total # of students that were awarded a MI Future Educator Stipend (Stipend) and the total \$ amounts awarded. **A student is considered an award recipient if they receive at least \$0.01 for this program.**

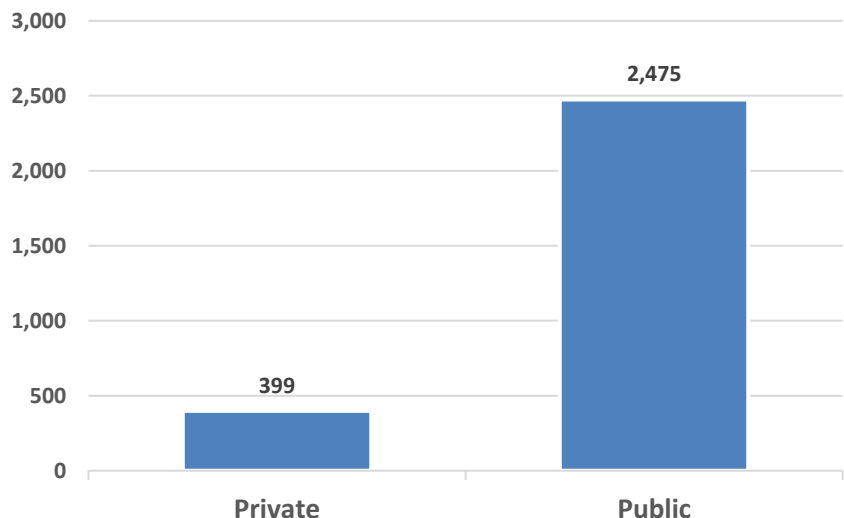
and \$ Total Awarded for MI Future Educator Stipend

Institution Type	# Awarded	\$ Total Awarded
Private	399	\$3,878,400.00
Public	2,475	\$30,864,000.00
Grand Total	2,874	\$34,742,400.00

\$ Award Distribution by Institution Type



Awarded by Institution Type



and \$ Total Awarded Stipend at Private Institutions

Institution	# Awarded	\$ Total Awarded
ADRIAN COLLEGE	26	\$249,600.00
ALBION COLLEGE	13	\$124,800.00
ALMA COLLEGE	38	\$384,000.00
ANDREWS UNIVERSITY	3	\$28,800.00
AQUINAS COLLEGE	26	\$249,600.00
CALVIN UNIVERSITY	80	\$796,800.00
COLLEGE FOR CREATIVE STUDIES	3	\$28,800.00
CONCORDIA UNIVERSITY	26	\$249,600.00
CORNERSTONE UNIVERSITY	43	\$412,800.00
HOPE COLLEGE	80	\$768,000.00
MADONNA UNIVERSITY	13	\$124,800.00
ROCHESTER CHRISTIAN UNIVERSITY	7	\$67,200.00
SIENA HEIGHTS UNIVERSITY	12	\$115,200.00
SPRING ARBOR UNIVERSITY	29	\$278,400.00
Grand Total	399	\$3,878,400.00

and \$ Total Awarded Stipend at Public Institutions

Institution	# Awarded	\$ Total Awarded
CENTRAL MICHIGAN UNIVERSITY	263	\$2,659,200.00
EASTERN MICHIGAN UNIVERSITY	242	\$2,582,400.00
FERRIS STATE UNIVERSITY	69	\$662,400.00
GRAND VALLEY STATE UNIVERSITY	447	\$6,259,200.00
LAKE SUPERIOR STATE UNIVERSITY	15	\$192,000.00
MICHIGAN STATE UNIVERSITY	456	\$8,380,800.00
NORTHERN MICHIGAN UNIVERSITY	80	\$768,000.00
OAKLAND UNIVERSITY	202	\$1,939,200.00
SAGINAW VALLEY STATE UNIVERSITY	166	\$1,756,800.00
UNIVERSITY OF MICHIGAN - ANN ARBOR	105	\$1,142,400.00
UNIVERSITY OF MICHIGAN - DEARBORN	65	\$624,000.00
UNIVERSITY OF MICHIGAN - FLINT	58	\$556,800.00
WAYNE STATE UNIVERSITY	131	\$1,257,600.00
WESTERN MICHIGAN UNIVERSITY	176	\$2,083,200.00
Grand Total	2,475	\$30,864,000.00

MI GEAR UP

The MI Gaining Early Awareness and Readiness for Undergraduate Programs (MI GEAR UP) provides early intervention services to students in middle school and high school. The MI GEAR UP scholarship serves low-income students by providing them with support services to increase their opportunity to succeed in postsecondary education.

The maximum award amount a student may receive for MI GEAR UP is \$2,000 per academic year. The lifetime maximum award is \$4,000. For additional details regarding eligibility criteria and award rules, visit: michigan.gov/mistudentaid/programs.

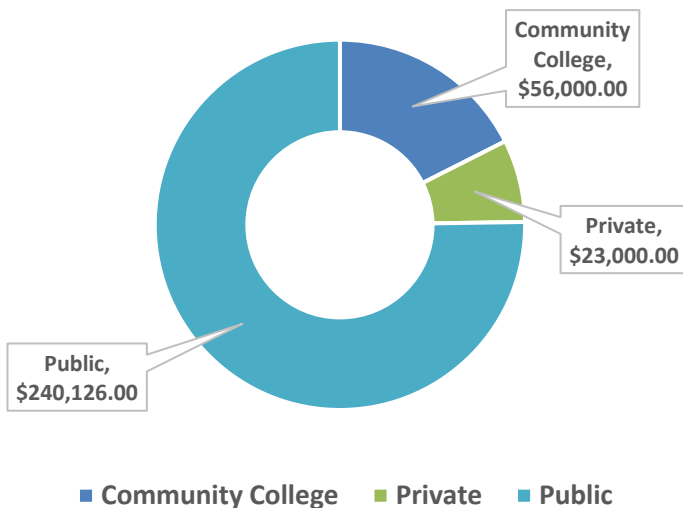
Data Summary by Institution Type

Section below provides data summary by institution type on the total # of students that were awarded MI GEAR UP and the total \$ amounts awarded. **A student is considered an award recipient if they receive at least \$0.01 for this program.**

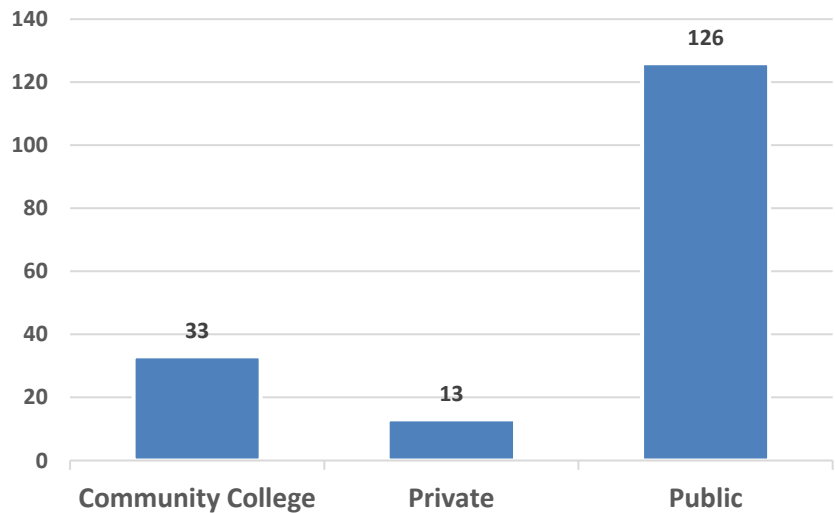
and \$ Total Awarded for MI GEAR UP

Institution Type	# Awarded	\$ Total Awarded
Community College	33	\$56,000.00
Private	13	\$23,000.00
Public	126	\$240,126.00
Grand Total	172	\$319,126.00

\$ Award Distribution by Institution Type



Awarded by Institution Type



and \$ Total Awarded GEAR UP at Community Colleges

Institution	# Awarded	\$ Total Awarded
DELTA COLLEGE	2	\$3,000.00
GRAND RAPIDS COMMUNITY COLLEGE	1	\$2,000.00
HENRY FORD COLLEGE	6	\$12,000.00
KALAMAZOO VALLEY COMMUNITY COLLEGE	1	\$2,000.00
LAKE MICHIGAN COLLEGE	1	\$2,000.00
LANSING COMMUNITY COLLEGE	13	\$20,000.00
MID MICHIGAN COLLEGE	2	\$3,000.00
MOTT COMMUNITY COLLEGE	2	\$3,000.00
OAKLAND COMMUNITY COLLEGE	2	\$3,000.00
SOUTHWESTERN MICHIGAN COLLEGE	3	\$6,000.00
Grand Total	33	\$56,000.00

and \$ Total Awarded GEAR UP at Private Institutions

Institution	# Awarded	\$ Total Awarded
ADRIAN COLLEGE	1	\$1,000.00
ALBION COLLEGE	1	\$2,000.00
CALVIN UNIVERSITY	1	\$2,000.00
COLLEGE FOR CREATIVE STUDIES	1	\$2,000.00
DAVENPORT UNIVERSITY	1	\$2,000.00
HOPE COLLEGE	2	\$4,000.00
SIENA HEIGHTS UNIVERSITY	1	\$2,000.00
SPRING ARBOR UNIVERSITY	1	\$1,000.00
UNIVERSITY OF DETROIT MERCY	4	\$7,000.00
Grand Total	13	\$23,000.00

and \$ Total Awarded GEAR UP at Public Institutions

Institution	# Awarded	\$ Total Awarded
CENTRAL MICHIGAN UNIVERSITY	4	\$8,000.00
EASTERN MICHIGAN UNIVERSITY	3	\$5,000.00
FERRIS STATE UNIVERSITY	5	\$10,000.00
GRAND VALLEY STATE UNIVERSITY	16	\$30,000.00

Institution	# Awarded	\$ Total Awarded
MICHIGAN STATE UNIVERSITY	30	\$60,000.00
MICHIGAN TECHNOLOGICAL UNIVERSITY	1	\$2,000.00
NORTHERN MICHIGAN UNIVERSITY	1	\$2,000.00
OAKLAND UNIVERSITY	12	\$23,000.00
SAGINAW VALLEY STATE UNIVERSITY	2	\$4,000.00
UNIVERSITY OF MICHIGAN - ANN ARBOR	15	\$30,000.00
UNIVERSITY OF MICHIGAN - DEARBORN	4	\$8,000.00
UNIVERSITY OF MICHIGAN - FLINT	1	\$126.00
WAYNE STATE UNIVERSITY	21	\$37,000.00
WESTERN MICHIGAN UNIVERSITY	11	\$21,000.00
Grand Total	126	\$240,126.00

Michigan Reconnect (Reconnect)

Michigan Reconnect (Reconnect) is a last-dollar scholarship program that pays tuition for Michigan's adults who have not already earned a postsecondary degree to attend an in-district community college at no cost (or an out-of-district community college at reduced cost).

The application and website for Reconnect were publicly launched in February 2021, and the first semester a student could attend using the scholarship was the summer of 2021.

For additional details regarding Michigan Reconnect Scholarship program eligibility criteria and award rules, visit: michigan.gov/reconnect.

Section below provides data summary by institution on the total # of students that were awarded Michigan Reconnect (Reconnect) and the total \$ amounts awarded. **A student is considered awarded if they receive at least \$0.01, or if they meet the eligibility criteria for the scholarship but did not receive funding due to other scholarships or grants covering their tuition.**

Reconnect # and \$ Total Awarded at Community Colleges

Institution	# Awarded	\$ Total Awarded
ALPENA COMMUNITY COLLEGE	124	\$196,183.35
BAY COLLEGE	270	\$401,984.00
BAY MILLS COMMUNITY COLLEGE	139	\$45,251.51
DELTA COLLEGE	2,263	\$2,816,181.00
GLEN OAKS COMMUNITY COLLEGE	192	\$222,133.87
GOGEBIC COMMUNITY COLLEGE	119	\$122,044.00
GRAND RAPIDS COMMUNITY COLLEGE	2,211	\$3,015,864.94
HENRY FORD COLLEGE	1,097	\$1,119,304.75
JACKSON COLLEGE	1,383	\$2,599,066.52
KALAMAZOO VALLEY COMMUNITY COLLEGE	1,312	\$1,163,675.80
KELLOGG COMMUNITY COLLEGE	1,112	\$1,539,212.24
KEWEENAW BAY OJIBWA COMMUNITY COLLEGE	66	\$273,090.00
KIRTLAND COMMUNITY COLLEGE	347	\$502,141.00
LAKE MICHIGAN COLLEGE	353	\$494,613.50
LANSING COMMUNITY COLLEGE	1,672	\$2,022,061.25
MACOMB COMMUNITY COLLEGE	2,259	\$2,118,696.86
MID MICHIGAN COLLEGE	564	\$949,147.77
MONROE COUNTY COMMUNITY COLLEGE	372	\$417,178.84

Institution	# Awarded	\$ Total Awarded
MONTCALM COMMUNITY COLLEGE	297	\$384,053.00
MOTT COMMUNITY COLLEGE	1,984	\$2,609,992.05
MUSKEGON COMMUNITY COLLEGE	639	\$988,270.99
NORTH CENTRAL MICHIGAN COLLEGE	151	\$209,966.00
NORTHWESTERN MICHIGAN COLLEGE	513	\$872,523.15
OAKLAND COMMUNITY COLLEGE	3,394	\$2,567,221.55
SCHOOLCRAFT COLLEGE	1,972	\$2,416,051.64
SOUTHWESTERN MICHIGAN COLLEGE	282	\$404,061.92
ST. CLAIR COUNTY COMMUNITY COLLEGE	630	\$1,593,864.05
WASHTENAW COMMUNITY COLLEGE	1,807	\$1,433,954.73
WAYNE COUNTY COMMUNITY COLLEGE DISTRICT	2,049	\$1,315,302.80
WEST SHORE COMMUNITY COLLEGE	153	\$142,464.00
Grand Total	29,726	\$34,955,557.08

Michigan Reconnect Expansion (Reconnect 21)

The Michigan Reconnect Expansion (Reconnect 21) program temporarily expanded Reconnect eligibility to Michiganders aged 21 through 24. Reconnect 21 is a last-dollar scholarship program that pays tuition for Michiganders aged 21 through 24 who have not already earned a postsecondary degree to attend an in-district community college at no cost (or an out-of-district community college at reduced cost).

The Reconnect 21 application was open from October 1, 2023 through December 31, 2024. In order to participate in the program, Reconnect 21 applicants are required to enroll in at least one credit by the end of academic year 2024-2025.

For additional details regarding Reconnect 21 program, visit: michigan.gov/reconnect21.

Section below provides data summary by institution on the total # of students that were awarded Michigan Reconnect Expansion (Reconnect 21) and the total \$ amounts awarded. **A student is considered awarded if they receive at least \$0.01, or if they meet the eligibility criteria for the scholarship but did not receive funding due to other scholarships or grants covering their tuition.**

Reconnect 21 # and \$ Total Awarded at Community Colleges

Institution	# Awarded	\$ Total Awarded
ALPENA COMMUNITY COLLEGE	76	\$217,354.89
BAY COLLEGE	127	\$225,550.00
BAY MILLS COMMUNITY COLLEGE	9	\$993.00
DELTA COLLEGE	1,207	\$1,951,837.00
GLEN OAKS COMMUNITY COLLEGE	80	\$148,345.32
GOGEBIC COMMUNITY COLLEGE	64	\$111,588.00
GRAND RAPIDS COMMUNITY COLLEGE	1,641	\$2,920,505.08
HENRY FORD COLLEGE	800	\$955,249.71
JACKSON COLLEGE	558	\$1,377,048.49
KALAMAZOO VALLEY COMMUNITY COLLEGE	844	\$1,134,946.60
KELLOGG COMMUNITY COLLEGE	490	\$903,634.22
KEWEENAW BAY OJIBWA COMMUNITY COLLEGE	12	\$57,500.00
KIRTLAND COMMUNITY COLLEGE	148	\$305,434.00
LAKE MICHIGAN COLLEGE	189	\$352,811.75
LANSING COMMUNITY COLLEGE	1,341	\$2,516,903.50
MACOMB COMMUNITY COLLEGE	1,469	\$1,773,597.09

Institution	# Awarded	\$ Total Awarded
MID MICHIGAN COLLEGE	334	\$788,847.74
MONROE COUNTY COMMUNITY COLLEGE	249	\$381,215.59
MONTCALM COMMUNITY COLLEGE	149	\$324,763.48
MOTT COMMUNITY COLLEGE	908	\$1,717,232.32
MUSKEGON COMMUNITY COLLEGE	342	\$938,001.03
NORTH CENTRAL MICHIGAN COLLEGE	59	\$85,561.00
NORTHWESTERN MICHIGAN COLLEGE	357	\$664,702.35
OAKLAND COMMUNITY COLLEGE	1,818	\$1,786,916.23
SCHOOLCRAFT COLLEGE	1,007	\$1,691,476.17
SOUTHWESTERN MICHIGAN COLLEGE	138	\$292,182.41
ST. CLAIR COUNTY COMMUNITY COLLEGE	394	\$1,155,511.51
WASHTENAW COMMUNITY COLLEGE	1,076	\$1,281,183.56
WAYNE COUNTY COMMUNITY COLLEGE DISTRICT	587	\$334,549.60
WEST SHORE COMMUNITY COLLEGE	78	\$91,038.00
Grand Total	16,551	\$26,486,479.64

Police Officer’s and Fire Fighter’s Survivor Tuition Grant (STG)

The Police Officer’s and Fire Fighter’s Survivor Tuition Grant (STG) provides for the waiver of tuition at a Michigan community college or public university for children and surviving spouses of Michigan police officers and fire fighters killed in the line of duty. Eligible students must apply for the first time before the age of 26 and must complete an application process and meet other program eligibility requirements to qualify.

For program rules and eligibility criteria, visit: michigan.gov/mistudentaid/programs.

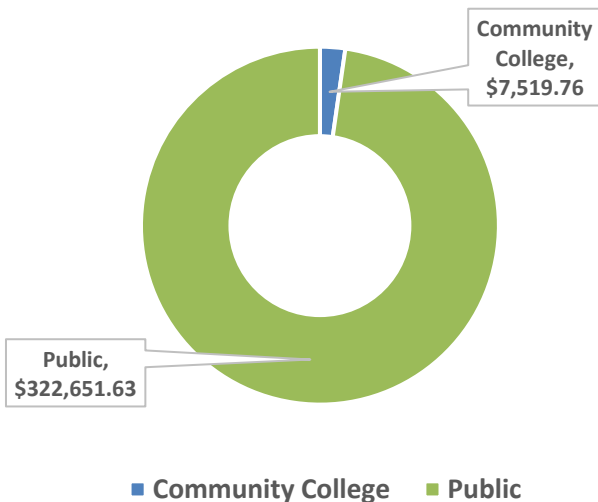
Data Summary by Institution Type

Section below provides data summary by institution type on the total # of students that were awarded a Survivor Tuition Grant (STG) and the total \$ amounts awarded. **A student is considered an award recipient if they receive at least \$0.01 for this program.**

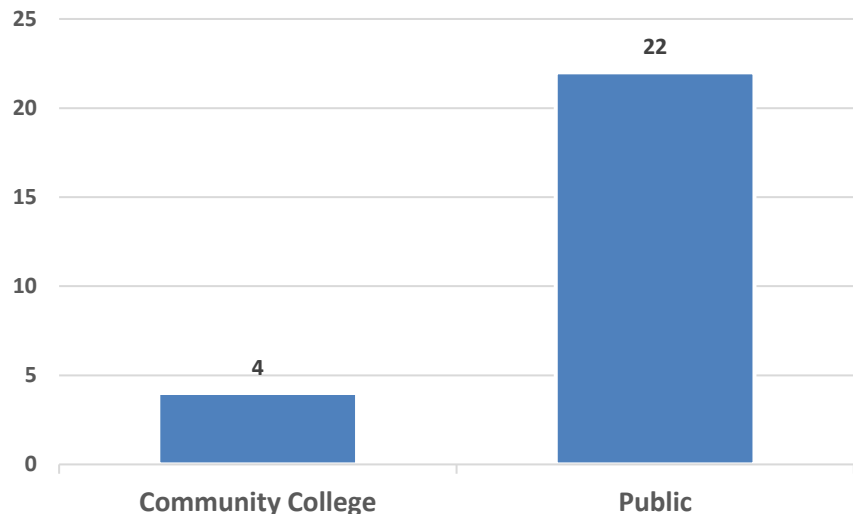
and \$ Total Awarded for Survivor Tuition Grant (STG)

Institution Type	# Awarded	\$ Total Awarded
Community College	4	\$7,519.76
Public	22	\$322,651.63
Grand Total	26	\$330,171.39

\$ Award Distribution by Institution Type



Awarded by Institution Type



and \$ Total Awarded STG at Community Colleges

Institution	# Awarded	\$ Total Awarded
MACOMB COMMUNITY COLLEGE	1	\$1,299.50
MID MICHIGAN COLLEGE	1	\$1,548.00
MONROE COUNTY COMMUNITY COLLEGE	1	\$1,120.26
OAKLAND COMMUNITY COLLEGE	1	\$3,552.00
Grand Total	4	\$7,519.76

and \$ Total Awarded STG at Public Institutions

Institution	# Awarded	\$ Total Awarded
CENTRAL MICHIGAN UNIVERSITY	1	\$7,875.00
FERRIS STATE UNIVERSITY	3	\$55,050.00
GRAND VALLEY STATE UNIVERSITY	3	\$46,779.00
MICHIGAN STATE UNIVERSITY	6	\$119,353.00
NORTHERN MICHIGAN UNIVERSITY	1	\$4,314.00
OAKLAND UNIVERSITY	5	\$58,697.50
UNIVERSITY OF MICHIGAN - ANN ARBOR	2	\$24,699.38
WAYNE STATE UNIVERSITY	1	\$5,883.75
Grand Total	22	\$322,651.63

Tuition Incentive Program (TIP)

The Tuition Incentive Program (TIP) provides tuition assistance during an eligible student’s qualifying certificate or associate degree program, and during the student’s bachelor’s degree program. These two periods of assistance are referred to as ‘Phase I’ and ‘Phase II’, respectively. **Phase I** - Students must be enrolled in a certificate or associate degree program. **Phase II** - A student becomes eligible for TIP Phase II after earning 56 transferable semester credits (84 transferable term credits), a certificate (minimum of one year), or an associate degree.

Only students who were identified by the Michigan Department of Health and Human Services (MDHHS) as having met the Michigan Medicaid eligibility requirement may be considered for TIP. For additional details regarding TIP, visit: michigan.gov/mistudentaid/programs.

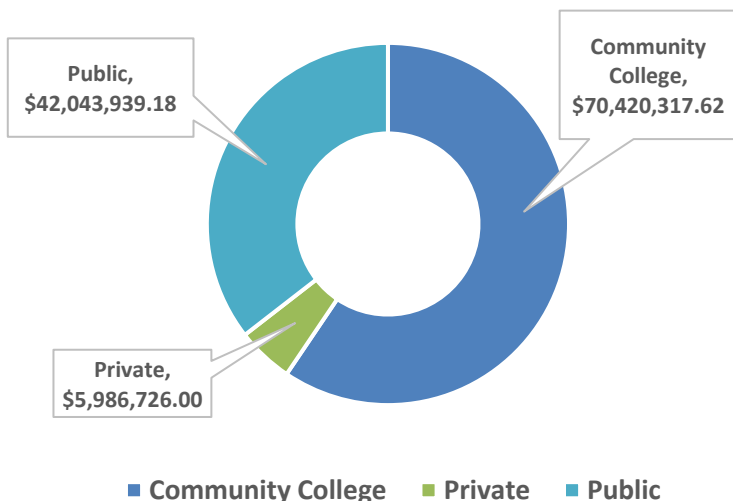
Data Summary by Institution Type

Section below provides data summary by institution type on the total # of students that were awarded Tuition Incentive Program (TIP) and the total \$ amounts awarded. **A student is considered an award recipient if they receive at least \$0.01 for this program.**

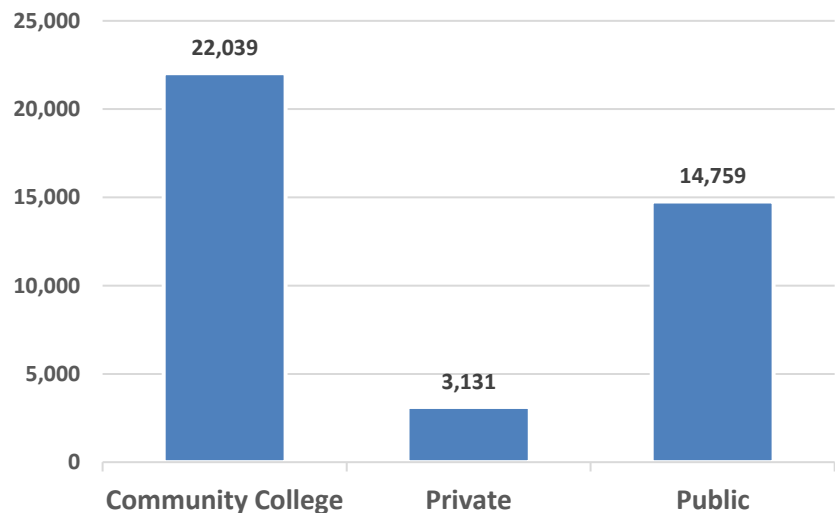
and \$ Total Awarded for Tuition Incentive Program (TIP)

Institution Type	# Awarded	\$ Total Awarded
Community College	22,039	\$70,420,317.62
Private	3,131	\$5,986,726.00
Public	14,759	\$42,043,939.18
Grand Total	39,929	\$118,450,982.80

\$ Award Distribution by Institution Type



Awarded by Institution Type



and \$ Total Awarded TIP at Community Colleges

Institution	# Awarded	\$ Total Awarded
ALPENA COMMUNITY COLLEGE	186	\$924,726.00
BAY COLLEGE	231	\$1,006,832.00
BAY MILLS COMMUNITY COLLEGE	42	\$51,530.00
DELTA COLLEGE	1,202	\$4,021,557.50
GLEN OAKS COMMUNITY COLLEGE	142	\$510,582.00
GOGEBIC COMMUNITY COLLEGE	96	\$418,307.00
GRAND RAPIDS COMMUNITY COLLEGE	1,736	\$5,548,507.09
HENRY FORD COLLEGE	3,346	\$10,232,361.52
JACKSON COLLEGE	823	\$3,584,721.83
KALAMAZOO VALLEY COMMUNITY COLLEGE	452	\$1,187,232.30
KELLOGG COMMUNITY COLLEGE	357	\$1,234,021.12
KEWEENAW BAY OJIBWA COMMUNITY COLLEGE	8	\$31,675.00
KIRTLAND COMMUNITY COLLEGE	289	\$1,162,575.00
LAKE MICHIGAN COLLEGE	425	\$1,585,210.50
LANSING COMMUNITY COLLEGE	1,291	\$3,909,073.67
MACOMB COMMUNITY COLLEGE	2,053	\$5,221,449.57
MID MICHIGAN COLLEGE	497	\$2,137,717.88
MONROE COUNTY COMMUNITY COLLEGE	231	\$630,036.81
MONTCALM COMMUNITY COLLEGE	226	\$760,131.00
MOTT COMMUNITY COLLEGE	1,144	\$4,236,411.79
MUSKEGON COMMUNITY COLLEGE	540	\$2,068,415.90
NORTH CENTRAL MICHIGAN COLLEGE	255	\$1,268,180.00
NORTHWESTERN MICHIGAN COLLEGE	487	\$2,072,526.10
OAKLAND COMMUNITY COLLEGE	1,837	\$3,963,422.78
SAGINAW CHIPPEWA TRIBAL COLLEGE	6	\$7,320.00
SCHOOLCRAFT COLLEGE	1,267	\$4,240,132.50
SOUTHWESTERN MICHIGAN COLLEGE	410	\$1,710,204.41
ST. CLAIR COUNTY COMMUNITY COLLEGE	515	\$2,122,087.35
WASHTENAW COMMUNITY COLLEGE	703	\$1,422,191.00
WAYNE COUNTY COMMUNITY COLLEGE DISTRICT	1,030	\$2,533,945.00
WEST SHORE COMMUNITY COLLEGE	212	\$617,233.00
Grand Total	22,039	\$70,420,317.62

and \$ Total Awarded TIP at Private Institutions

Institution	# Awarded	\$ Total Awarded
ADRIAN COLLEGE	238	\$722,162.00
ALBION COLLEGE	110	\$99,500.00
ALMA COLLEGE	90	\$73,000.00
ANDREWS UNIVERSITY	34	\$37,088.00
AQUINAS COLLEGE	53	\$41,000.00
BAKER COLLEGE	361	\$969,836.00
CALVIN UNIVERSITY	49	\$50,744.00
CLEARY UNIVERSITY	66	\$190,697.00
COLLEGE FOR CREATIVE STUDIES	54	\$44,500.00
CONCORDIA UNIVERSITY	25	\$16,500.00
CORNERSTONE UNIVERSITY	154	\$419,173.00
DAVENPORT UNIVERSITY	309	\$725,824.00
GRACE CHRISTIAN UNIVERSITY	69	\$194,089.00
GREAT LAKES CHRISTIAN COLLEGE	50	\$147,859.00
HOPE COLLEGE	102	\$88,500.00
KALAMAZOO COLLEGE	33	\$32,001.00
KETTERING UNIVERSITY	48	\$40,000.00
KUYPER COLLEGE	36	\$96,246.00
LAWRENCE TECHNOLOGICAL UNIVERSITY	135	\$297,676.00
MADONNA UNIVERSITY	140	\$139,665.00
NORTHWOOD UNIVERSITY	129	\$293,921.00
ROCHESTER CHRISTIAN UNIVERSITY	141	\$308,843.00
SACRED HEART MAJOR SEMINARY	1	\$1,000.00
SIENA HEIGHTS UNIVERSITY	216	\$533,042.00
SPRING ARBOR UNIVERSITY	61	\$53,500.00
THE UNIVERSITY OF OLIVET	65	\$54,875.00
UNIVERSITY OF DETROIT MERCY	318	\$274,685.00
WALSH COLLEGE	44	\$40,800.00
Grand Total	3,131	\$5,986,726.00

and \$ Total Awarded TIP at Public Institutions

Institution	# Awarded	\$ Total Awarded
CENTRAL MICHIGAN UNIVERSITY	647	\$563,556.00
EASTERN MICHIGAN UNIVERSITY	759	\$667,943.00
FERRIS STATE UNIVERSITY	1,989	\$18,084,515.00
GRAND VALLEY STATE UNIVERSITY	835	\$749,500.00
LAKE SUPERIOR STATE UNIVERSITY	195	\$1,834,415.00
MICHIGAN STATE UNIVERSITY	2,035	\$2,011,340.00
MICHIGAN TECHNOLOGICAL UNIVERSITY	474	\$4,713,511.77
NORTHERN MICHIGAN UNIVERSITY	793	\$7,288,866.41
OAKLAND UNIVERSITY	1,066	\$948,665.00
SAGINAW VALLEY STATE UNIVERSITY	425	\$345,000.00
UNIVERSITY OF MICHIGAN - ANN ARBOR	1,661	\$1,426,090.00
UNIVERSITY OF MICHIGAN - DEARBORN	924	\$847,000.00
UNIVERSITY OF MICHIGAN - FLINT	392	\$321,500.00
WAYNE STATE UNIVERSITY	1,936	\$1,713,000.00
WESTERN MICHIGAN UNIVERSITY	628	\$529,037.00
Grand Total	14,759	\$42,043,939.18

TIP Phase I and Phase II Payment Data

Institution	Phase I* # Awarded	Phase I \$ Total Awarded	Phase II* # Awarded	Phase II* \$ Total Awarded
ADRIAN COLLEGE	171	\$653,662.00	84	\$68,500.00
ALBION COLLEGE	-	-	110	\$99,500.00
ALMA COLLEGE	-	-	90	\$73,000.00
ALPENA COMMUNITY COLLEGE	186	\$924,726.00	-	-
ANDREWS UNIVERSITY	2	\$8,088.00	32	\$29,000.00
AQUINAS COLLEGE	-	-	53	\$41,000.00
BAKER COLLEGE	281	\$899,336.00	84	\$70,500.00
BAY COLLEGE	231	\$1,006,832.00	-	-
BAY MILLS COMMUNITY COLLEGE	42	\$51,530.00	-	-
CALVIN UNIVERSITY	2	\$8,244.00	47	\$42,500.00
CENTRAL MICHIGAN UNIVERSITY	-	-	647	\$563,556.00
CLEARY UNIVERSITY	41	\$161,697.00	33	\$29,000.00
COLLEGE FOR CREATIVE STUDIES	-	-	54	\$44,500.00

Institution	Phase I* # Awarded	Phase I \$ Total Awarded	Phase II* # Awarded	Phase II* \$ Total Awarded
CONCORDIA UNIVERSITY	-	-	25	\$16,500.00
CORNERSTONE UNIVERSITY	98	\$365,173.00	64	\$54,000.00
DAVENPORT UNIVERSITY	175	\$614,324.00	137	\$111,500.00
DELTA COLLEGE	1,202	\$4,021,557.50	-	-
EASTERN MICHIGAN UNIVERSITY	-	-	759	\$667,943.00
FERRIS STATE UNIVERSITY	1,493	\$17,568,534.00	598	\$515,981.00
GLEN OAKS COMMUNITY COLLEGE	142	\$510,582.00	-	-
GOGEBIC COMMUNITY COLLEGE	96	\$418,307.00	-	-
GRACE CHRISTIAN UNIVERSITY	50	\$172,089.00	28	\$22,000.00
GRAND RAPIDS COMMUNITY COLLEGE	1,736	\$5,548,507.09	-	-
GRAND VALLEY STATE UNIVERSITY	-	-	835	\$749,500.00
GREAT LAKES CHRISTIAN COLLEGE	42	\$138,859.00	12	\$9,000.00
HENRY FORD COLLEGE	3,346	\$10,232,361.52	-	-
HOPE COLLEGE	-	-	102	\$88,500.00
JACKSON COLLEGE	822	\$3,583,721.83	1	\$1,000.00
KALAMAZOO COLLEGE	-	-	33	\$32,001.00
KALAMAZOO VALLEY COMMUNITY COLLEGE	452	\$1,187,232.30	-	-
KELLOGG COMMUNITY COLLEGE	357	\$1,234,021.12	-	-
KETTERING UNIVERSITY	-	-	48	\$40,000.00
KEWEENAW BAY OJIBWA COMMUNITY COLLEGE	8	\$31,675.00	-	-
KIRTLAND COMMUNITY COLLEGE	289	\$1,162,575.00	-	-
KUYPER COLLEGE	27	\$87,246.00	10	\$9,000.00
LAKE MICHIGAN COLLEGE	425	\$1,585,210.50	-	-
LAKE SUPERIOR STATE UNIVERSITY	154	\$1,794,915.00	50	\$39,500.00
LANSING COMMUNITY COLLEGE	1,291	\$3,909,073.67	-	-
LAWRENCE TECHNOLOGICAL UNIVERSITY	99	\$270,676.00	38	\$27,000.00
MACOMB COMMUNITY COLLEGE	2,053	\$5,221,449.57	-	-
MADONNA UNIVERSITY	13	\$28,165.00	128	\$111,500.00
MICHIGAN STATE UNIVERSITY	27	\$303,840.00	2,009	\$1,707,500.00
MICHIGAN TECHNOLOGICAL UNIVERSITY	317	\$4,563,185.77	188	\$150,326.00
MID MICHIGAN COLLEGE	497	\$2,137,717.88	-	-
MONROE COUNTY COMMUNITY COLLEGE	231	\$630,036.81	-	-
MONTCALM COMMUNITY COLLEGE	226	\$760,131.00	-	-
MOTT COMMUNITY COLLEGE	1,144	\$4,236,411.79	-	-
MUSKEGON COMMUNITY COLLEGE	540	\$2,068,415.90	-	-

Institution	Phase I* # Awarded	Phase I \$ Total Awarded	Phase II* # Awarded	Phase II* \$ Total Awarded
NORTH CENTRAL MICHIGAN COLLEGE	255	\$1,268,180.00	-	-
NORTHERN MICHIGAN UNIVERSITY	608	\$7,106,256.65	224	\$182,609.76
NORTHWESTERN MICHIGAN COLLEGE	486	\$2,071,526.10	1	\$1,000.00
NORTHWOOD UNIVERSITY	69	\$241,171.00	64	\$52,750.00
OAKLAND COMMUNITY COLLEGE	1,837	\$3,963,422.78	-	-
OAKLAND UNIVERSITY	-	-	1,066	\$948,665.00
ROCHESTER CHRISTIAN UNIVERSITY	85	\$255,843.00	62	\$53,000.00
SACRED HEART MAJOR SEMINARY	-	-	1	\$1,000.00
SAGINAW CHIPPEWA TRIBAL COLLEGE	6	\$7,320.00	-	-
SAGINAW VALLEY STATE UNIVERSITY	-	-	425	\$345,000.00
SCHOOLCRAFT COLLEGE	1,267	\$4,240,132.50	-	-
SIENA HEIGHTS UNIVERSITY	141	\$457,292.00	94	\$75,750.00
SOUTHWESTERN MICHIGAN COLLEGE	410	\$1,710,204.41	-	-
SPRING ARBOR UNIVERSITY	-	-	61	\$53,500.00
ST. CLAIR COUNTY COMMUNITY COLLEGE	515	\$2,122,087.35	-	-
THE UNIVERSITY OF OLIVET	-	-	65	\$54,875.00
UNIVERSITY OF DETROIT MERCY	-	-	318	\$274,685.00
UNIVERSITY OF MICHIGAN - ANN ARBOR	-	-	1,661	\$1,426,090.00
UNIVERSITY OF MICHIGAN - DEARBORN	-	-	924	\$847,000.00
UNIVERSITY OF MICHIGAN - FLINT	-	-	392	\$321,500.00
WALSH COLLEGE	-	-	44	\$40,800.00
WASHTENAW COMMUNITY COLLEGE	703	\$1,422,191.00	-	-
WAYNE COUNTY COMMUNITY COLLEGE	1,030	\$2,533,945.00	-	-
WAYNE STATE UNIVERSITY	-	-	1,936	\$1,713,000.00
WEST SHORE COMMUNITY COLLEGE	212	\$617,233.00	-	-
WESTERN MICHIGAN UNIVERSITY	-	-	628	\$529,037.00
Grand Total	25,932	\$106,116,914.04	14,265	\$12,334,068.76

*Some students received Phase I awards and moved onto receiving Phase II awards during the academic year; therefore, the totals for # Awarded in the table below contain duplicate student counts.