

# ANNUAL REPORT

2020-2021



**Student Scholarships, Grants and Outreach**  
Michigan Department of Treasury  
Office of Postsecondary Financial Planning





STATE OF MICHIGAN  
DEPARTMENT OF TREASURY  
LANSING

GRETCHEN WHITMER  
GOVERNOR

RACHAEL EUBANKS  
STATE TREASURER

February 2022

I am pleased to share with you what Student Scholarships, Grants and Outreach (SSGO), within the Michigan Department of Treasury – Office of Postsecondary Financial Planning, has accomplished during the 2021 fiscal year. The following report provides information about funds administered and the number of Michigan students awarded at each institution.

Our goal is always to enhance the customer service experience and to expand outreach resources to help Michigan students afford college. We focus efforts on working with high school counselors to encourage students to complete the Free Application for Federal Student Aid (FAFSA) and learn more about State financial aid program with an emphasis on the Tuition Incentive Program (TIP). Additionally, we work with participating institutions to identify students eligible for State financial aid in maximizing utilization.

The MiSSG data management system allows access to students, counselors, and financial aid administrators. Students can set up a portal account to view their award information in real-time. Counselors can easily identify which of their students need to file a FAFSA or view TIP eligible students. Colleges can view student awards and certify enrollment directly from MiSSG.

During Academic Year 2020-21, SSGO assisted 62,447 students with more than \$122 million in aid. These numbers reflect a drop in enrollment from the previous year as we continue to see the impacts of COVID-19\*.

SSGO is continuing to focus on the customer service experience while supporting our students as they navigate their postsecondary options during these challenging times.

Sincerely,

A handwritten signature in cursive script, reading 'Diann Cosme'.

Diann Cosme, Director  
Student Scholarships, Grants and Outreach  
Office of Postsecondary Financial Planning  
Michigan Department of Treasury

\*In Academic Year 2019-20, SSGO assisted 71,659 students with more than \$138 million in aid.

# TABLE OF CONTENTS

Fund Distribution by Fund Source .....	2
Children of Veterans Tuition Grant (CVTG) .....	3
Dual Enrollment (DE) .....	6
Fostering Futures Scholarship (FFS) .....	9
Michigan GEAR UP .....	12
Michigan Competitive Scholarship (MCS) and Michigan Tuition Grant (MTG) .....	15
Police Officer's and Fire Fighter's Survivor Tuition Grant (STG) .....	20
Tuition Incentive Program (TIP) .....	21
Award Totals .....	27
Awards to All Institution Types .....	28
Total Awards to Community Colleges .....	29
Total Awards to Public Universities .....	30
Total Awards to Private/Independent Institutions .....	31

# FUND DISTRIBUTION BY FUND SOURCE\*

Program	Volume	Amount
Children of Veterans Tuition Grant	403	\$976,611.00
Dual Enrollment	2,180	\$2,485,426.11
Fostering Futures Scholarship	410	\$998,773.00
MI GEAR UP	464	\$837,351.00
Michigan Competitive Scholarship*	22,259	\$25,763,987.00
Michigan Tuition Grant*	13,284	\$31,094,217.00
Police Officer's and Fire Fighter's Tuition Grant	10	\$87,129.09
Tuition Incentive Program	23,437	\$60,216,474.48
<b>TOTAL</b>	<b>62,447</b>	<b>\$122,459,968.68</b>

## Footnotes:

\*Total amounts for MCS and MTG are noted as Funding Source in this chart. Other sections of this report show distribution by Award amount.

The funds paid for MCS awards exceeded the MCS appropriation. A total of 3,699 students were identified as dual eligible and received their MCS award at a private institution. A total of \$6,017,693.00 was paid through the MTG fund to supplement these MCS awards to the private institution maximum award.

DE received a supplement of \$400,000 to cover a shortfall.

# CHILDREN OF VETERANS TUITION GRANT (CVTG)

The program provides undergraduate tuition assistance to certain children of qualified Michigan veterans who are permanently and totally disabled, MIA, or deceased. The renewable award pays a maximum of \$2,800 per academic year.

Legal Citation  
Public Act 248 of 2005

## CVTG Program Awards by Institution

Institution	Students	Amount
Adrian College	4	\$8,400.00
Albion College	1	\$2,800.00
Alma College	1	\$5,600.00
Alpena Community College	1	\$2,800.00
Aquinas College	1	\$2,800.00
Baker College	8	\$16,534.00
Bay College	4	\$9,450.00
Bay Mills Community College	1	\$2,660.00
Calvin College	2	\$3,850.00
Central Michigan University	27	\$70,350.00
College for Creative Studies	1	\$2,800.00
Concordia University	2	\$5,250.00
Davenport University	3	\$6,300.00
Delta College	10	\$19,600.00
Eastern Michigan University	13	\$35,000.00
Ferris State University	17	\$43,050.00
Grace Christian University	1	\$2,800.00
Grand Rapids Community College	5	\$8,050.00
Grand Valley State University	32	\$84,000.00
Great Lakes Christian College	1	\$2,800.00
Henry Ford College	3	\$7,700.00
Hope College	2	\$5,600.00
Jackson College	2	\$5,250.00
Kalamazoo College	2	\$3,734.00
Kalamazoo Valley Community College	3	\$4,200.00
Kellogg Community College	1	\$1,050.00
Kettering University	2	\$5,600.00
Kirtland Community College	2	\$3,850.00
Kuyper College	1	\$2,800.00

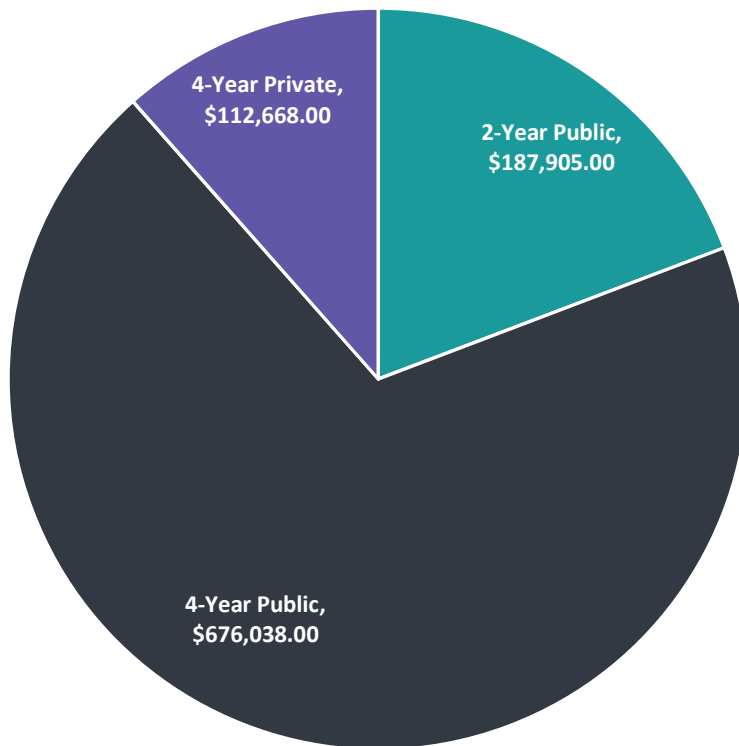
<b>Institution</b>	<b>Students</b>	<b>Amount</b>
Lake Michigan College	2	\$4,900.00
Lake Superior State University	3	\$7,700.00
Lansing Community College	9	\$22,400.00
Lawrence Technological University	3	\$8,400.00
Macomb Community College	5	\$11,088.00
Madonna University	4	\$8,400.00
Michigan State University	47	\$117,250.00
Michigan Technological University	6	\$15,400.00
Mid Michigan Community College	5	\$11,200.00
Montcalm Community College	1	\$2,800.00
Mott Community College	4	\$7,350.00
Muskegon Community College	5	\$7,700.00
North Central Michigan College	3	\$4,900.00
Northern Michigan University	25	\$60,038.00
Northwood University	2	\$4,200.00
Oakland Community College	9	\$17,637.00
Oakland University	14	\$36,050.00
Olivet College	1	\$2,800.00
Rochester University	1	\$2,800.00
Saginaw Valley State University	23	\$56,700.00
Schoolcraft College	3	\$7,000.00
Siena Heights University	2	\$5,600.00
Southwestern Michigan College	2	\$4,200.00
St. Clair County Community College	4	\$9,800.00
University of Detroit Mercy	1	\$2,800.00
University of Michigan - Ann Arbor	10	\$23,800.00
University of Michigan - Dearborn	3	\$7,000.00
University of Michigan - Flint	6	\$12,600.00
Washtenaw Community College	4	\$8,820.00
Wayne County Community College	2	\$3,500.00
Wayne State University	15	\$38,500.00
Western Michigan University	25	\$68,600.00
<b>Total</b>	<b>403</b>	<b>\$976,611.00</b>

# CVTG PROGRAM AWARDS

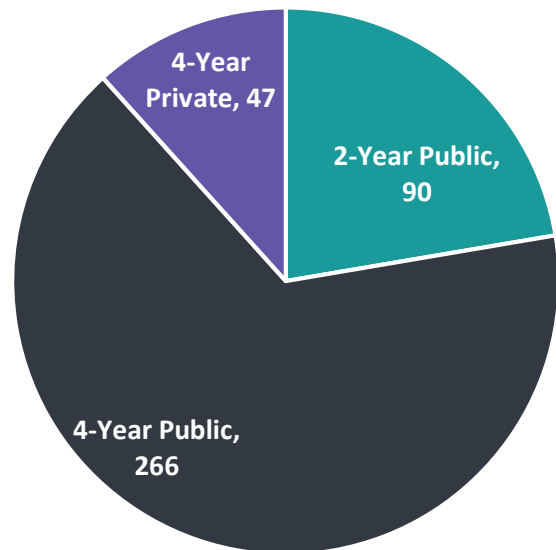
## BY SECTOR | FY 2021

---

CVTG Funds Awarded by Sector



CVTG Student Recipients by Sector



Sector Type	Funds Awarded	Student Recipients
2-Year Public	\$187,905.00	90
4-Year Public	\$676,038.00	266
4-Year Private	\$112,668.00	47

# DUAL ENROLLMENT PROGRAM (DE)

The program allows students from a State approved non-public high school to dual enroll in college courses beginning in the 9th grade. The Michigan Department of Education (MDE) approves the invoices submitted by the postsecondary institutions and Treasury pays those institutions on behalf of the students.

Citation  
Public Acts 131 -134 of 2012

## DE Program Awards By Institution

Institution	Students	Award Amount
Adrian College	49	\$48,751.76
Andrews University	1	\$980.00
Aquinas College	141	\$148,840.50
Baker College	74	\$98,323.21
Calvin University	36	\$46,682.90
College for Creative Studies	2	\$2,072.00
Concordia University	42	\$31,650.00
Cornerstone University	43	\$28,783.55
Davenport University	113	\$80,575.40
Delta College	44	\$55,755.47
Eastern Michigan University	7	\$20,586.70
Ferris State University	1	\$821.40
Grace Christian University	285	\$438,490.70
Grand Rapids Community College	67	\$77,768.74
Grand Valley State University	2	\$2,874.90
Henry Ford College	20	\$31,675.92
Hope College	14	\$20,535.00
Jackson College	25	\$25,880.40
Kalamazoo Valley Community College	23	\$25,455.12
Kellogg Community College	41	\$57,570.85
Kirtland Community College	10	\$17,539.87
Kuyper College	23	\$19,950.00
Lake Michigan College	8	\$5,188.25
Lansing Community College	44	\$63,398.24
Lawrence Technological University	61	\$41,500.00
Macomb Community College	87	\$87,184.55
Madonna University	55	\$89,585.00
Michigan State University	1	\$667.00
Mid Michigan College	63	\$71,469.92
Monroe County Community College	23	\$15,683.54



Institution	Students	Award Amount
Montcalm Community College	1	\$1,131.80
Mott Community College	22	\$44,259.55
Muskegon Community College	22	\$16,468.00
North Central Michigan College	15	\$17,285.00
Northwestern Michigan College	10	\$12,432.60
Oakland Community College	13	\$8,525.94
Saginaw Valley State University	1	\$540.66
Schoolcraft College	28	\$24,144.29
Siena Heights University	47	\$32,277.00
Spring Arbor University	103	\$102,890.50
St. Clair County Community College	8	\$6,341.92
University Of Detroit Mercy	280	\$207,897.35
University Of Michigan - Dearborn	6	\$4,253.67
University Of Michigan - Flint	71	\$186,184.00
Washtenaw Community College	74	\$103,557.94
West Shore Community College	25	\$21,294.00
Western Michigan University	29	\$39,701.00
<b>Total</b>	<b>2,180</b>	<b>\$2,485,426.11</b>

**Footnote:**

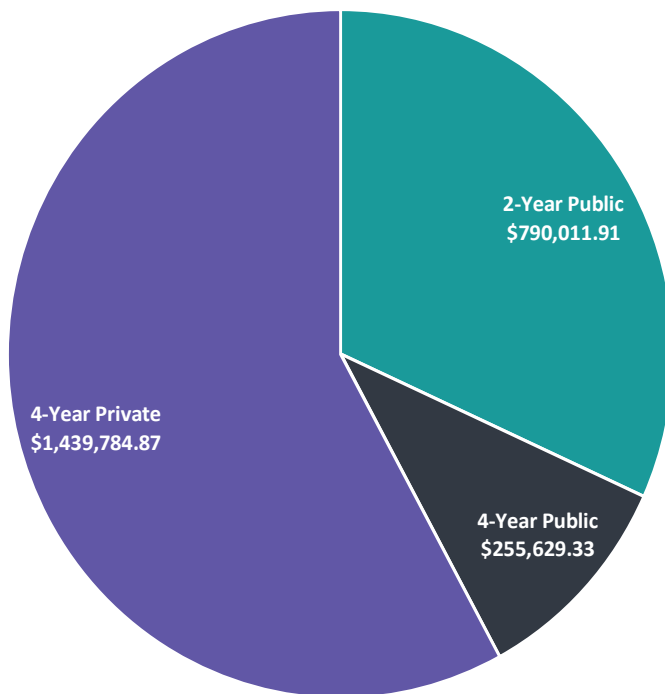
The total is a duplicated count as some students attended multiple institutions.  
UNDUPLICATED COUNT = 2,024

# DE PROGRAM AWARDS

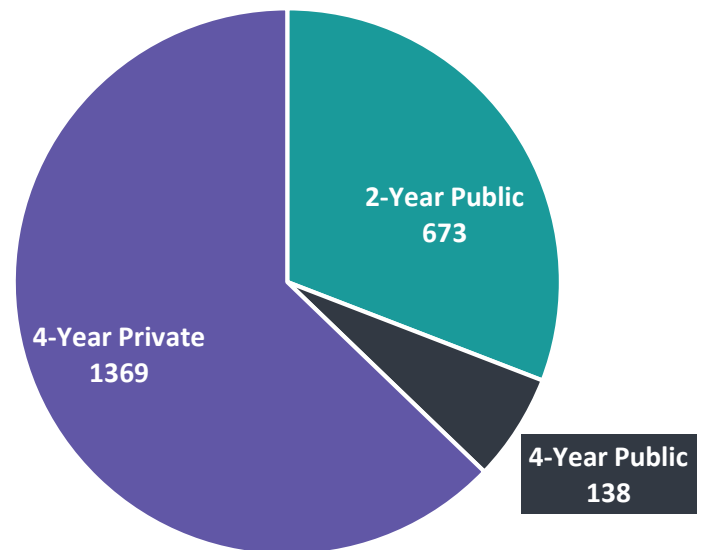
## BY SECTOR | FY 2021

---

DE Funds Awarded by Sector



DE Student Recipients by Sector



Sector Type	Funds Awarded	Students Awarded
2-Year Public	\$790,011.91	673
4-Year Public	\$255,629.33	138
4-Year Private	\$1,439,784.87	1,369

# FOSTERING FUTURES SCHOLARSHIP (FFS)

The program provides eligible young adults who have experienced foster care with scholarship funds for tuition, fees, room/board, books, and supplies/equipment required for enrollment. Scholarship maximum is \$3,000 per year.

Citation  
Public Act 525 of 2008

## FFS Awards By Institution

Institution	Students	Award Amount
Adrian College	2	\$4,500.00
Albion College	3	\$7,500.00
Alpena Community College	2	\$2,250.00
Andrews University	2	\$6,000.00
Aquinas College	3	\$9,000.00
Baker College	5	\$12,000.00
Bay College	2	\$5,996.00
Calvin University	2	\$6,000.00
Central Michigan University	4	\$9,000.00
Cornerstone University	2	\$4,500.00
Davenport University	4	\$9,000.00
Delta College	7	\$19,500.00
Eastern Michigan University	21	\$49,500.00
Ferris State University	39	\$90,189.00
Glen Oaks Community College	3	\$9,000.00
Gogebic Community College	1	\$3,000.00
Grace Christian University	1	\$3,000.00
Grand Rapids Community College	22	\$49,144.00
Grand Valley State University	12	\$34,500.00
Henry Ford College	4	\$7,500.00
Jackson College	4	\$3,427.00
Kalamazoo Valley Community College	8	\$18,755.00
Kellogg Community College	1	\$3,000.00
Kirtland Community College	2	\$6,000.00
Kuyper College	1	\$3,000.00
Lake Michigan College	3	\$8,475.00
Lake Superior State University	1	\$1,500.00
Lansing Community College	11	\$25,515.00
Macomb Community College	10	\$15,833.00
Michigan State University	18	\$51,000.00

Institution	Students	Award Amount
Michigan Technological University	5	\$11,575.00
Monroe County Community College	1	\$1,334.00
Mott Community College	7	\$16,202.00
Muskegon Community College	1	\$2,895.00
North Central Michigan College	1	\$3,000.00
Northern Michigan University	10	\$21,348.00
Northwestern Michigan College	5	\$10,169.00
Northwood University	1	\$3,000.00
Oakland Community College	4	\$10,300.00
Oakland University	5	\$10,500.00
Olivet College	1	\$1,500.00
Saginaw Valley State University	7	\$18,000.00
Schoolcraft College	4	\$12,000.00
Southwestern Michigan College	5	\$13,500.00
St. Clair County Community College	5	\$9,797.00
University Of Michigan - Ann Arbor	9	\$22,098.00
University Of Michigan - Dearborn	3	\$7,500.00
University Of Michigan - Flint	12	\$34,500.00
Washtenaw Community College	12	\$18,841.00
Wayne County Community College District	8	\$17,130.00
Wayne State University	19	\$52,500.00
West Shore Community College	1	\$1,500.00
Western Michigan University	84	\$222,000.00
<b>Total</b>	<b>410</b>	<b>\$998,773.00</b>

**Footnote:**

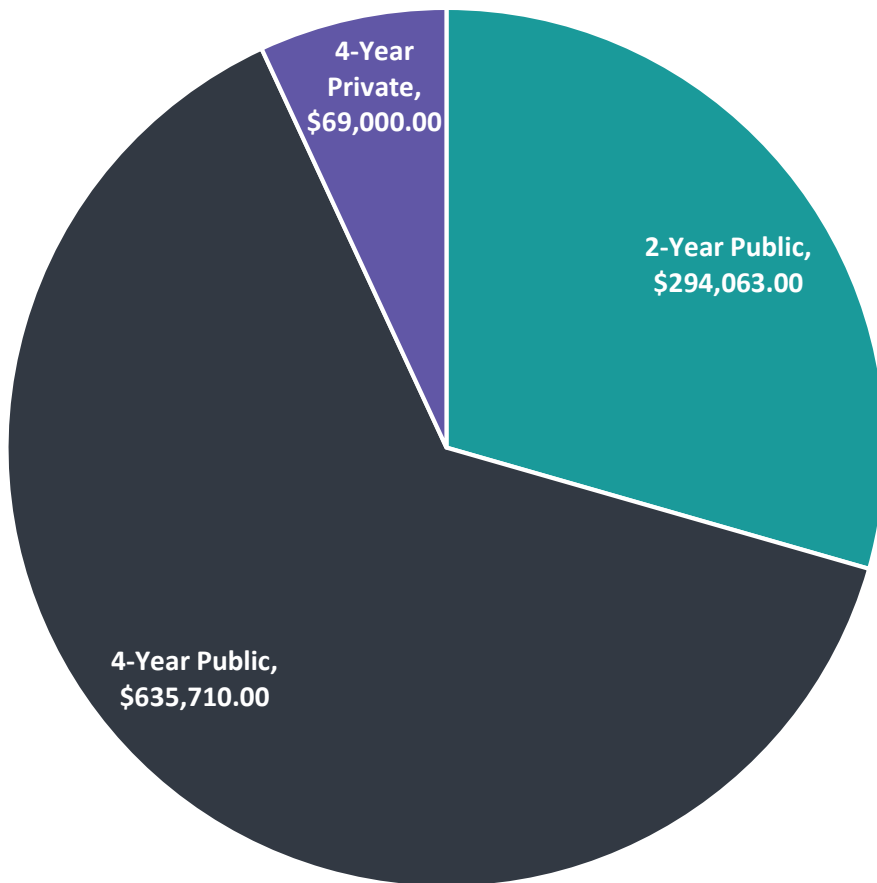
The count is a duplicated count as some students attend multiple institutions.

# FFS AWARDS

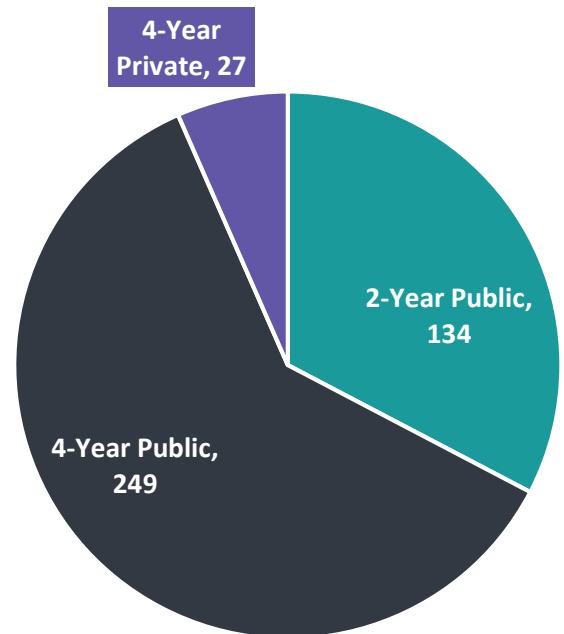
## BY SECTOR | FY 2021

---

FFS Funds Awarded by Sector



FFS Student Recipients by Sector



Sector Type	Funds Awarded	Students Recipients
2-Year Public	\$294,063.00	134
4-Year Public	\$635,710.00	249
4-Year Private	\$69,000.00	27

# MICHIGAN GEAR UP

Michigan received a Federal grant that will pay out over \$2.3 million in scholarships to students from the Class of 2017. Awards go to students who participated in programs developed by Michigan's 15 public universities. Scholarship maximum is \$1,000 annually and is renewable for up to three years.

Legal Citation  
Public Law 105-244, Higher Education Amendments of 1998

## Michigan GEAR UP Awards By Institution

Institution	Students	Award Amount
Adrian College	1	\$2,000.00
Albion College	3	\$6,000.00
Alma College	4	\$8,000.00
Aquinas College	1	\$2,000.00
Baker College	1	\$2,000.00
Bay Mills Community College	6	\$9,000.00
Calvin University	1	\$2,000.00
Central Michigan University	22	\$41,000.00
College For Creative Studies	3	\$6,000.00
Davenport University	4	\$6,000.00
Delta College	2	\$2,000.00
Eastern Michigan University	31	\$57,000.00
Ferris State University	22	\$42,000.00
Finlandia University	4	\$8,000.00
Gogebic Community College	2	\$2,000.00
Grand Rapids Community College	4	\$7,000.00
Grand Valley State University	25	\$45,000.00
Henry Ford College	10	\$13,000.00
Hope College	1	\$2,000.00
Kalamazoo College	5	\$9,995.00
Kalamazoo Valley Community College	3	\$4,000.00
Kettering University	3	\$6,000.00
Kuyper College	2	\$2,553.00
Lake Superior State University	18	\$33,000.00
Lansing Community College	13	\$19,000.00
Lawrence Technological University	3	\$6,000.00
Macomb Community College	2	\$2,000.00
Madonna University	2	\$4,000.00
Michigan State University	62	\$119,000.00
Michigan Technological University	15	\$28,000.00

Institution	Students	Award Amount
Mid Michigan College	2	\$4,000.00
Mott Community College	7	\$10,303.00
Northern Michigan University	14	\$26,000.00
Northwood University	1	\$2,000.00
Oakland Community College	9	\$13,000.00
Oakland University	18	\$34,000.00
Olivet College	5	\$10,000.00
Saginaw Valley State University	8	\$16,000.00
Schoolcraft College	3	\$4,000.00
Siena Heights University	3	\$6,000.00
Spring Arbor University	1	\$2,000.00
University Of Michigan - Ann Arbor	45	\$87,000.00
University Of Michigan - Dearborn	8	\$14,500.00
University Of Michigan - Flint	6	\$12,000.00
Washtenaw Community College	8	\$11,000.00
Wayne County Community College District	6	\$9,000.00
Wayne State University	23	\$40,000.00
West Shore Community College	1	\$1,000.00
Western Michigan University	21	\$40,000.00
<b>Total</b>	<b>464</b>	<b>\$837,351.00</b>

**Footnotes:**

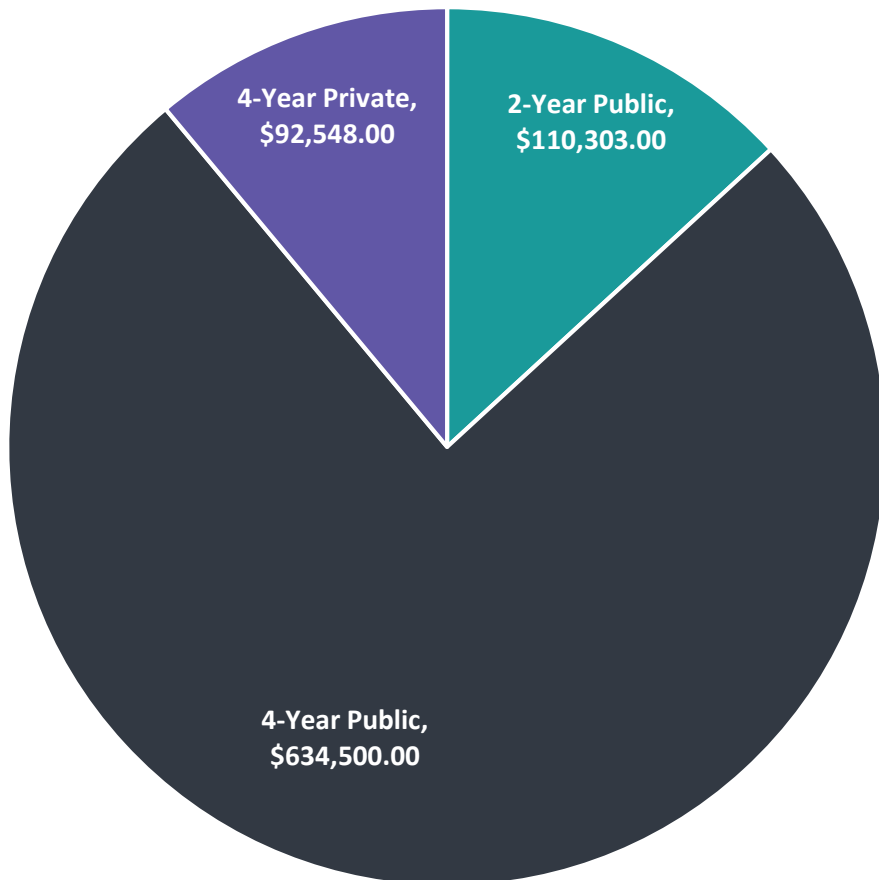
Funds for this program are appropriated from the Federal government and administered by SSGO.  
The count is a duplicated count as some students attend multiple institutions.

# MICHIGAN GEAR UP AWARDS

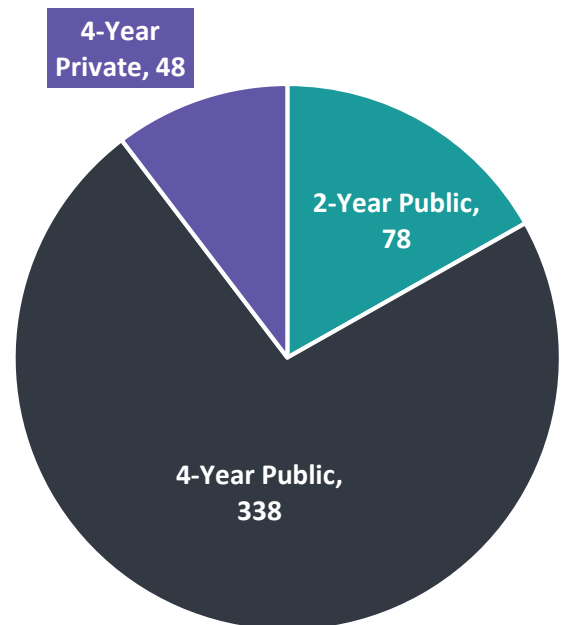
## BY SECTOR | FY 2021

---

GEAR UP Funds Awarded by Sector



GEAR UP Student Recipients by Sector



Sector Type	Funds Awarded	Student Recipients
2-Year Public	\$110,303.00	78
4-Year Public	\$634,500.00	338
4-Year Private	\$92,548.00	48



# MICHIGAN COMPETITIVE SCHOLARSHIP (MCS)

Program provides renewable scholarships for students enrolled in approved degree-granting Michigan colleges and universities based on academic merit (SAT assessment) and financial need. The maximum award is to be determined annually by the Department of Treasury.

Legal Citation  
Public Act 208 of 1964

# MICHIGAN TUITION GRANT (MTG)

Program provides grant assistance to needy students attending Michigan non-profit, independent colleges and universities. The maximum award is to be determined annually by the Department of Treasury.

Legal Citation  
Public Act 313 of 1966

## MCS and MTG by Number of Students Served

Fiscal Year	MCS	MTG	Fiscal Year	MCS	MTG
2020-21	22,259	13,284	2000-01	29,612	30,544
2019-20	28,788	14,326	1999-00	28,463	28,441
2018-19	30,730	13,301	1998-99	29,217	30,456
2017-18	34,414	16,532	1997-98	30,100	30,026
2016-17	34,288	15,920	1996-97	28,829	31,459
2015-16	32,378	17,484	1995-96	28,217	30,583
2014-15	29,527	21,893	1994-95	26,596	31,704
2013-14	31,161	22,642	1993-94	26,986	31,660
2012-13	33,891	22,226	1992-93	25,764	30,939
2011-12	34,413	21,827	1991-92	25,487	28,019
2010-11	34,943	22,269	1990-91	24,279	26,872
2009-10	32,220	23,520	1989-90	25,126	24,331
2008-09	28,832	35,660	1988-89	23,999	22,356
2007-08	27,885	35,518	1987-88	24,083	19,649
2006-07	27,802	34,141	1986-87	23,133	18,174
2005-06	26,434	35,942	1985-86	22,193	17,671
2004-05	28,580	37,958	1984-85	20,104	15,287
2003-04	29,485	37,045	1983-84	18,199	13,717
2002-03	29,512	36,961	1982-83	18,046	13,436
2001-02	28,276	32,844	1981-82	19,066	12,706

# MICHIGAN COMPETITIVE SCHOLARSHIP (MCS) AND MICHIGAN TUITION GRANTS (MTG) AWARDS BY INSTITUTION

Institution	MCS		MTG		Totals	
	Awards	Award Amount	Awards	Award Amount	Awards	Award Amount
Adrian College	108	\$282,330	592	\$1,576,569	700	\$1,858,899
Albion College	157	\$408,030	562	\$1,463,354	719	\$1,871,384
Alma College	197	\$501,999	543	\$1,397,579	740	\$1,899,578
Alpena Community College	18	\$12,472	-	\$0	18	\$12,427
Andrews University	13	\$31,997	57	\$138,051	70	\$170,048
Aquinas College	137	\$347,400	378	\$973,598	515	\$1,320,998
Baker College	118	\$240,929	1,952	\$3,743,740	2,070	\$3,984,669
Bay College	18	\$15,338	-	\$0	18	\$15,338
Bay Mills Community College	3	\$1,920	-	\$0	3	\$1,920
Calvin College	380	\$1,015,000	421	\$1,113,867	801	\$2,128,867
Central Michigan University	881	\$740,443	-	\$0	881	\$740,443
Cleary University	18	\$43,586	191	\$416,395	209	\$459,981
College for Creative Studies	127	\$302,691	580	\$1,441,301	707	\$1,743,992
Compass College of Cinematic Arts	6	\$14,000	33	\$77,084	39	\$91,084
Concordia University	30	\$78,400	212	\$517,650	242	\$596,050
Cornerstone University	134	\$337,050	561	\$1,360,307	695	\$1,697,357
Davenport University	218	\$492,949	1,399	\$2,876,265	1,617	\$3,369,214
Delta College	90	\$63,004	-	\$0	90	\$63,004
Eastern Michigan University	642	\$542,057	-	\$0	642	\$542,057
Ferris State University	589	\$509,189	-	\$0	589	\$509,189
Finlandia University	11	\$28,700	138	\$346,391	149	\$375,091
Gogebic Community College	5	\$3,445	-	\$0	5	\$3,445
Grace Christian University	26	\$62,997	164	\$412,655	190	\$475,652
Grand Rapids Community College	84	\$53,690	-	\$0	84	\$53,690
Grand Valley State University	2,004	\$1,784,724	-	\$0	2,004	\$1,784,724
Great Lakes Christian College	13	\$32,466	56	\$124,093	69	\$156,559
Henry Ford College	56	\$39,724	-	\$0	56	\$39,724
Hope College	411	\$1,113,052	520	\$1,383,403	931	\$2,496,455
Jackson College	34	\$23,500	-	\$0	34	\$23,500
Kalamazoo College	182	\$482,241	157	\$421,800	339	\$904,041
Kalamazoo Valley Community College	39	\$27,043	-	\$0	39	\$27,043
Kellogg Community College	28	\$17,625	-	\$0	28	\$17,625
Kettering University	500	\$1,271,844	239	\$614,285	739	\$1,886,129
Kirtland Community College	29	\$21,375	-	\$0	29	\$21,375

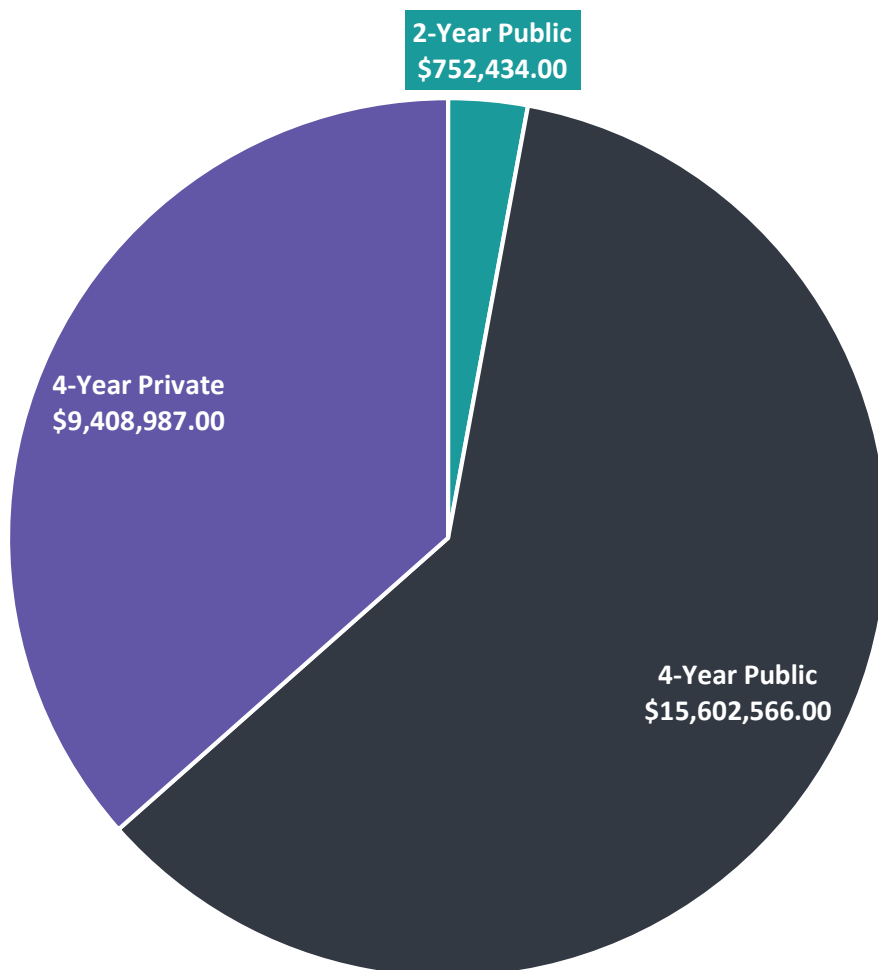
Institution	MCS		MTG		Totals	
	Awards	Award Amount	Awards	Award Amount	Awards	Award Amount
Kuyper College	11	\$26,600	56	\$135,857	67	\$162,457
Lake Michigan College	32	\$21,000	-	\$0	32	\$21,000
Lake Superior State University	93	\$81,909	-	\$0	93	\$81,909
Lansing Community College	79	\$52,253	-	\$0	79	\$52,253
Lawrence Technological University	263	\$659,736	468	\$1,168,157	731	\$1,827,893
Macomb Community College	100	\$67,928	-	\$0	100	\$67,928
Madonna University	85	\$216,077	713	\$1,676,673	798	\$1,892,750
Michigan State University	3,520	\$3,199,027	-	\$0	3,520	\$3,199,027
Michigan Technological University	1,125	\$1,017,090	-	\$0	1,125	\$1,017,090
Mid Michigan Community College	41	\$27,750	-	\$0	41	\$27,750
Monroe County Community College	8	\$5,375	-	\$0	8	\$5,375
Montcalm Community College	10	\$7,250	-	\$0	10	\$7,250
Mott Community College	55	\$35,044	-	\$0	55	\$35,044
Muskegon Community College	54	\$35,875	-	\$0	54	\$35,875
North Central Michigan College	17	\$13,375	-	\$0	17	\$13,375
Northern Michigan University	317	\$277,677	-	\$0	317	\$277,677
Northwestern Michigan College	63	\$49,250	-	\$0	63	\$49,250
Northwood University	114	\$263,550	588	\$1,343,811	702	\$1,607,361
Oakland Community College	68	\$44,185	-	\$0	68	\$44,185
Oakland University	1,069	\$919,314	-	\$0	1,069	\$919,314
Olivet College	45	\$113,573	452	\$1,139,130	497	\$1,252,703
Rochester College	19	\$46,330	230	\$508,567	249	\$554,897
Sacred Heart Major Seminary	-	\$0	4	\$10,850	4	\$10,850
Saginaw Valley State University	473	\$413,666	-	\$0	473	\$413,666
Schoolcraft College	41	\$25,588	-	\$0	41	\$25,588
Siena Heights University	59	\$137,900	590	\$1,338,050	649	\$1,475,950
Southwestern Michigan College	18	\$12,875	-	\$0	18	\$12,875
Spring Arbor University	81	\$206,850	409	\$986,088	490	\$1,192,938
St. Clair County Community College	24	\$17,925	-	\$0	24	\$17,925
University of Detroit Mercy	237	\$611,510	864	\$2,188,023	1,101	\$2,799,533
University of Michigan - Ann Arbor	3,767	\$3,541,295	-	\$0	3,767	\$3,541,295
University of Michigan - Dearborn	567	\$500,566	-	\$0	567	\$500,566
University of Michigan - Flint	313	\$263,056	-	\$0	313	\$263,056
Walsh College	27	\$39,200	155	\$200,624	182	\$239,824
Washtenaw Community College	72	\$42,500	-	\$0	72	\$42,500
Wayne County Community College	10	\$6,875	-	\$0	10	\$6,875
Wayne State University	1,242	\$1,098,190	-	\$0	1,242	\$1,098,190
West Shore Community College	12	\$8,250	-	\$0	12	\$8,250
Western Michigan University	822	\$714,363	-	\$0	822	\$714,363

Institution	MCS		MTG		Totals	
	Awards	Award Amount	Awards	Award Amount	Awards	Award Amount
Total Awards	22,259	\$25,763,987	13,284	\$31,094,217	35,543	\$56,858,204

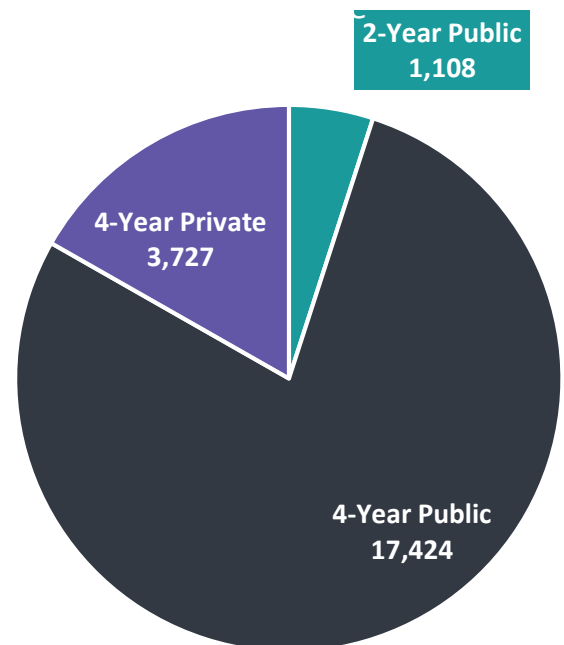
**Footnote:**

Total awards are duplicated counts due to students transferring between semesters/institutions.

**MCS Awards by Sector**



**MCS Student Recipients by Sector**

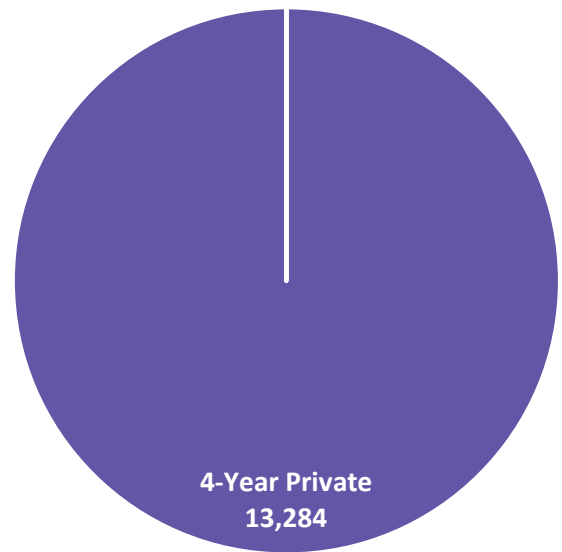


Sector	Funds Awarded	Student Recipients
Community Colleges	\$752,434.00	1,108
Public Universities	\$15,602,566.00	17,424
Private/Independent Institutions	\$9,408,987.00	3,727

**MTG Awards by Sector**



**MTG Student Recipients by Sector**



Sector	Funds Awarded	Student Recipients
Community Colleges	\$0.00	0
Public Universities	\$0.00	0
Private/Independent Institutions	\$31,094,217.00	13,284

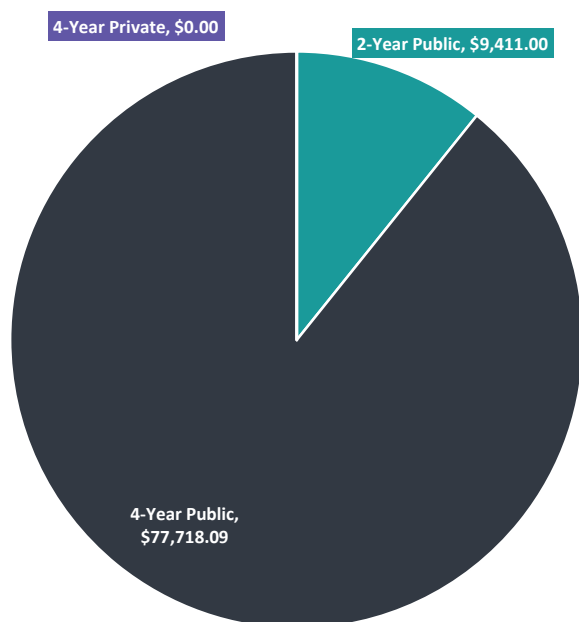
# POLICE OFFICER'S AND FIRE FIGHTER'S SURVIVOR TUITION GRANT (STG)

The program provides a waiver of tuition at State public institutions of higher education for children and surviving spouses of Michigan police officers and fire fighters killed in the line of duty.

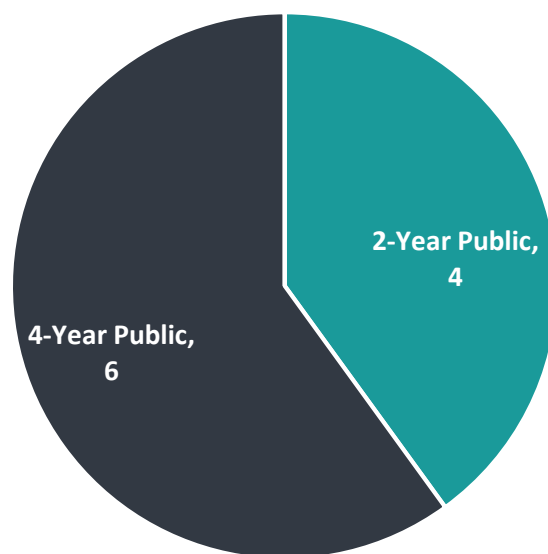
Citation  
Public Act 195 of 1996

Institution	Students	Award Amount
Eastern Michigan University	1	\$13,950.00
Grand Rapids Community College	1	\$2,340.00
Grand Valley State University	1	\$13,576.00
Macomb Community College	1	\$3,162.00
Michigan State University	1	\$16,650.00
Mid Michigan Community College	1	\$3,036.00
Oakland Community College	1	\$873.00
Oakland University	2	\$20,399.77
Western Michigan University	1	\$13,142.32
<b>Totals</b>	<b>10</b>	<b>\$87,129.09</b>

**STG Funds Awarded by Sector**



**STG Student Recipients by Sector**



Sector	Funds Awarded	Student Recipients
Community Colleges	\$9,411.00	4
Private/Independent Institutions	\$0.00	0
Public Universities	\$77,718.09	6

# TUITION INCENTIVE PROGRAM (TIP)

The program pays for the first two years of college tuition and beyond for eligible students. Eligible students are those who have or have had Medicaid coverage for 24 months within a 36-month period as identified by the Michigan Department of Health and Human Services.

Citation  
Public Act 165 of 2020

## TIP Awards By Institution

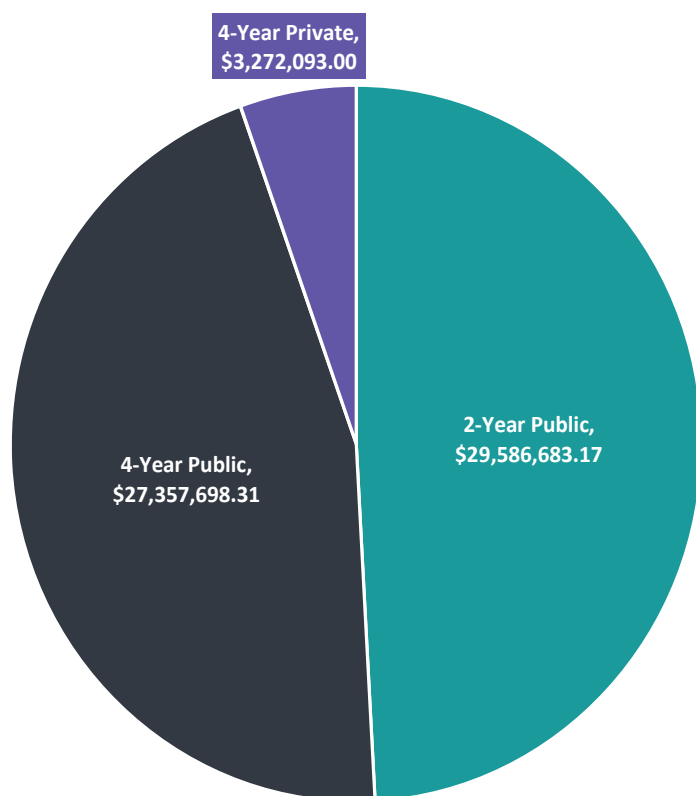
Institution	Students	Award Amount
Adrian College	70	\$66,500.00
Albion College	59	\$54,000.00
Alma College	61	\$52,500.00
Alpena Community College	190	\$643,090.50
Andrews University	9	\$8,000.00
Aquinas College	36	\$32,000.00
Baker College	350	\$560,717.00
Bay College	179	\$597,062.00
Bay Mills Community College	16	\$12,505.00
Calvin College	28	\$23,250.00
Central Michigan University	531	\$444,145.00
Cleary University	49	\$116,100.00
College for Creative Studies	48	\$39,000.00
Compass College of Cinematic Arts	10	\$19,721.00
Concordia University	21	\$17,500.00
Cornerstone University	116	\$198,672.00
Davenport University	260	\$488,042.00
Delta College	946	\$2,414,624.50
Eastern Michigan University	531	\$452,870.00
Ferris State University	1,734	\$11,933,146.00
Finlandia University	51	\$131,590.00
Glen Oaks Community College	105	\$281,551.00
Gogebic Community College	111	\$349,438.00
Grace Christian University	55	\$103,928.00
Grand Rapids Community College	1,208	\$3,332,007.29
Grand Valley State University	691	\$611,000.00
Great Lakes Christian College	24	\$50,932.00
Henry Ford College	1,332	\$2,973,674.52
Hope College	52	\$44,500.00
Jackson College	576	\$1,953,241.34

<b>Institution</b>	<b>Students</b>	<b>Award Amount</b>
Kalamazoo College	27	\$27,000.00
Kalamazoo Valley Community College	229	\$541,368.00
Kellogg Community College	179	\$509,488.90
Kettering University	47	\$38,000.00
Keweenaw Bay Ojibwa Community College	7	\$23,050.00
Kirtland Community College	186	\$481,327.30
Kuyper College	7	\$6,500.00
Lake Michigan College	273	\$659,351.87
Lake Superior State University	276	\$2,262,085.00
Lansing Community College	739	\$1,860,500.75
Lawrence Technological University	95	\$169,792.00
Macomb Community College	467	\$896,608.05
Madonna University	79	\$94,808.00
Michigan State University	1,288	\$1,442,959.05
Michigan Technological University	309	\$2,351,453.10
Mid Michigan College	409	\$1,408,904.50
Monroe County Community College	151	\$321,842.42
Montcalm Community College	137	\$332,079.00
Mott Community College	436	\$1,203,342.55
Muskegon Community College	388	\$1,159,147.25
North Central Michigan College	227	\$832,139.00
Northern Michigan University	635	\$4,569,744.16
Northwestern Michigan College	419	\$1,348,950.57
Northwood University	132	\$228,599.00
Oakland Community College	311	\$545,797.00
Oakland University	606	\$538,296.00
Olivet College	59	\$48,000.00
Rochester University	84	\$146,890.00
Saginaw Chippewa Tribal College	2	\$1,420.00
Saginaw Valley State University	345	\$276,500.00
Schoolcraft College	167	\$426,905.85
Siena Heights University	179	\$340,552.00
Southwestern Michigan College	243	\$661,554.02
Spring Arbor University	49	\$40,000.00
St. Clair County Community College	410	\$1,272,751.09
University of Detroit Mercy	123	\$107,000.00
University of Michigan - Ann Arbor	720	\$610,000.00
University of Michigan - Dearborn	370	\$333,500.00
University of Michigan - Flint	261	\$221,500.00
Walsh College	21	\$18,000.00
Washtenaw Community College	565	\$950,487.00

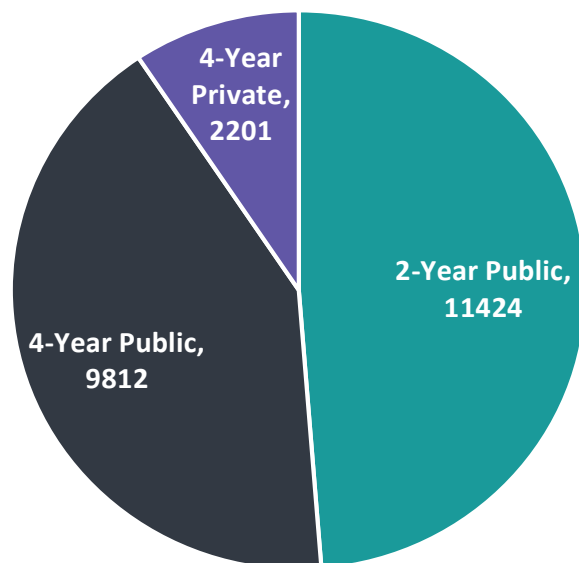


Institution	Students	Award Amount
Wayne County Community College	681	\$1,284,861.90
Wayne State University	1,008	\$858,000.00
West Shore Community College	137	\$307,612.00
Western Michigan University	507	\$432,500.00
<b>Total</b>	<b>23,437</b>	<b>\$60,216,474.48</b>

**TIP Funds Awarded by Sector**



**TIP Student Recipients by Sector**



Sector Type	Funds Awarded	Student Recipients
2-Year Public	\$29,586,683.17	11,424
4-Year Public	\$27,357,698.31	9,812
4-Year Private	\$3,272,093.00	2,201

# TUITION INCENTIVE PROGRAM

## PHASE I and PHASE II

	Phase I		Phase II	
Institution	Students	Dollars	Students	Dollars
Alpena Community College	190	\$643,090.50		
Bay College	179	\$597,062.00		
Bay Mills Community College	16	\$12,505.00		
Delta College	946	\$2,414,624.50		
Glen Oaks Community College	105	\$281,551.00		
Gogebic Community College	111	\$349,438.00		
Grand Rapids Community College	1,208	\$3,332,007.29		
Henry Ford College	1,332	\$2,973,674.52		
Jackson College	576	\$1,953,241.34		
Kalamazoo Valley Community College	229	\$541,368.00		
Kellogg Community College	179	\$509,488.90		
Keweenaw Bay Ojibwa Community College	7	\$23,050.00		
Kirtland Community College	186	\$481,327.30		
Lake Michigan College	273	\$659,351.87		
Lansing Community College	737	\$1,860,500.75		
Macomb Community College	467	\$896,608.05		
Mid Michigan Community College	409	\$1,408,904.50		
Monroe County Community College	151	\$321,842.42		
Montcalm Community College	137	\$332,079.00		
Mott Community College	436	\$1,203,342.55		
Muskegon Community College	388	\$1,159,147.25		
North Central Michigan College	227	\$832,139.00		
Northwestern Michigan College	416	\$1,346,450.57	4	\$2,500.00
Oakland Community College	311	\$545,797.00		
Saginaw Chippewa Tribal College	2	\$1,420.00		
Schoolcraft College	166	\$426,405.85	1	\$500.00
Southwestern Michigan College	243	\$661,554.02		
St. Clair County Community College	410	\$1,272,751.09		
Washtenaw Community College	565	\$950,487.00		
Wayne County Community College	681	\$1,284,861.90		
West Shore Community College	137	\$307,612.00		
<b>Community College Totals</b>	<b>11,420</b>	<b>\$29,583,683.17</b>	<b>5</b>	<b>\$3,000.00</b>

	Phase I		Phase II	
Institution	Students	Dollars	Students	Dollars
Central Michigan University			531	\$444,145.00
Eastern Michigan University			531	\$472,870.00
Ferris State University	1,314	\$11,518,646.00	492	\$414,500.00
Grand Valley State University			691	\$611,000.00
Lake Superior State University	216	\$2,205,585.00	71	\$56,500.00
Michigan State University	45	\$322,459.05	1,243	\$1,120,500.00
Michigan Technological University	202	\$2,256,497.10	114	\$94,956.00
Northern Michigan University	480	\$4,415,116.08	184	\$154,628.08
Oakland University			606	\$538,296.00
Saginaw Valley State University			345	\$276,500.00
University of Michigan - Ann Arbor			720	\$610,000.00
University of Michigan - Dearborn			370	\$333,500.00
University of Michigan - Flint			261	\$221,500.00
Wayne State University			1,008	\$858,000.00
Western Michigan University			507	\$432,500.00
<b>Public 4-Year Totals</b>	<b>2,257</b>	<b>\$20,718,303.23</b>	<b>7,674</b>	<b>\$6,639,395.08</b>
Adrian College			70	\$66,500.00
Albion College			59	\$54,000.00
Alma College			61	\$52,500.00
Andrews University			9	\$8,000.00
Aquinas College			36	\$32,000.00
Baker College	243	\$467,217.00	107	\$93,500.00
Calvin College			28	\$23,250.00
Cleary University	39	\$108,100.00	10	\$8,000.00
College for Creative Studies			48	\$39,000.00
Compass College of Cinematic Arts	5	\$15,721.00	5	\$4,000.00
Concordia University			21	\$17,500.00
Cornerstone University	79	\$163,172.00	40	\$35,500.00
Davenport University	144	\$375,042.00	131	\$113,000.00
Finlandia University	45	\$125,090.00	7	\$6,500.00
Grace Christian University	36	\$82,428.00	27	\$21,500.00
Great Lakes Christian College	17	\$45,432.00	7	\$5,500.00
Hope College			52	\$44,500.00
Kalamazoo College			27	\$27,000.00
Kettering University			47	\$38,000.00
Kuyper College			7	\$6,500.00
Lawrence Technological University	75	\$149,292.00	25	\$20,500.00
Madonna University	17	\$36,308.00	63	\$58,500.00

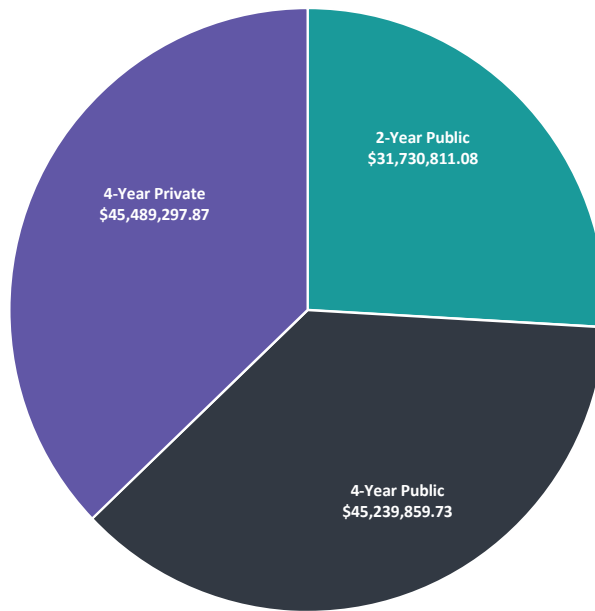
	Phase I		Phase II	
Institution	Students	Dollars	Students	Dollars
Northwood University	72	\$172,099.00	70	\$56,500.00
Olivet College			59	\$48,000.00
Rochester University	53	\$116,390.00	34	\$30,500.00
Siena Heights University	91	\$259,802.00	91	\$80,750.00
Spring Arbor University			49	\$40,000.00
University of Detroit Mercy			123	\$107,000.00
Walsh College			21	\$18,000.00
<b>Independent 4-Year Totals</b>	<b>916</b>	<b>\$2,116,093.00</b>	<b>1,334</b>	<b>\$1,156,000.00</b>
<b>Grand Totals - All Sectors</b>	<b>14,593</b>	<b>\$52,418,079.40</b>	<b>9,013</b>	<b>\$7,798,359.08</b>

**Footnote:**

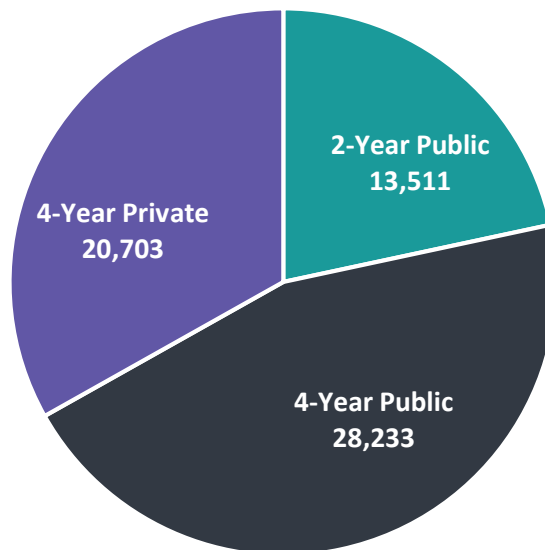
Counts are duplicated due to students moving from Phase I to Phase II.

# AWARD TOTALS

Total Funds Awarded, by Sector



Total Student Recipients, by Sector

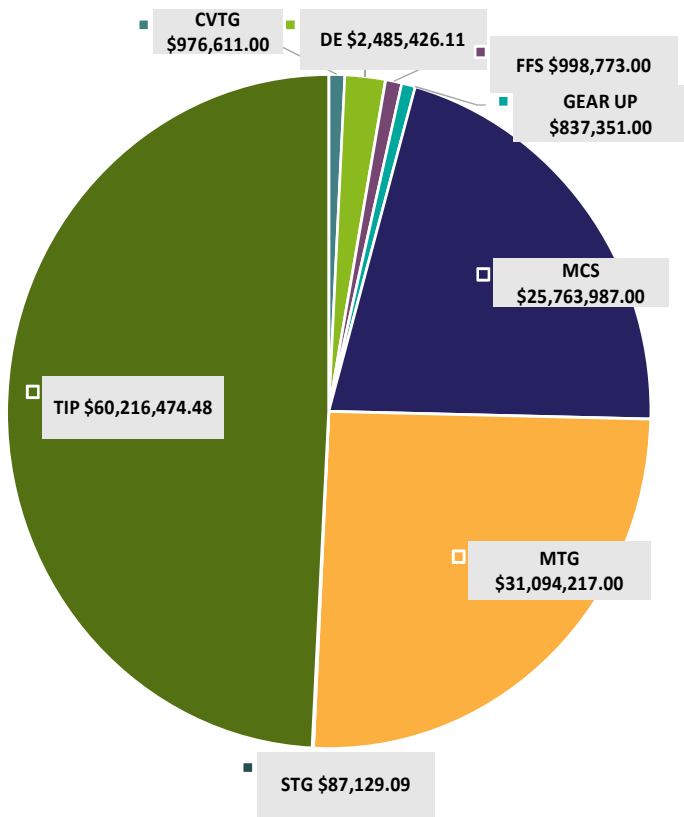


Sector	Funds Awarded	Student Recipients
Community Colleges	\$31,730,811.08	13,511
Private/Independent Institutions	\$45,489,297.87	20,703
Public Universities	\$45,239,859.73	28,233

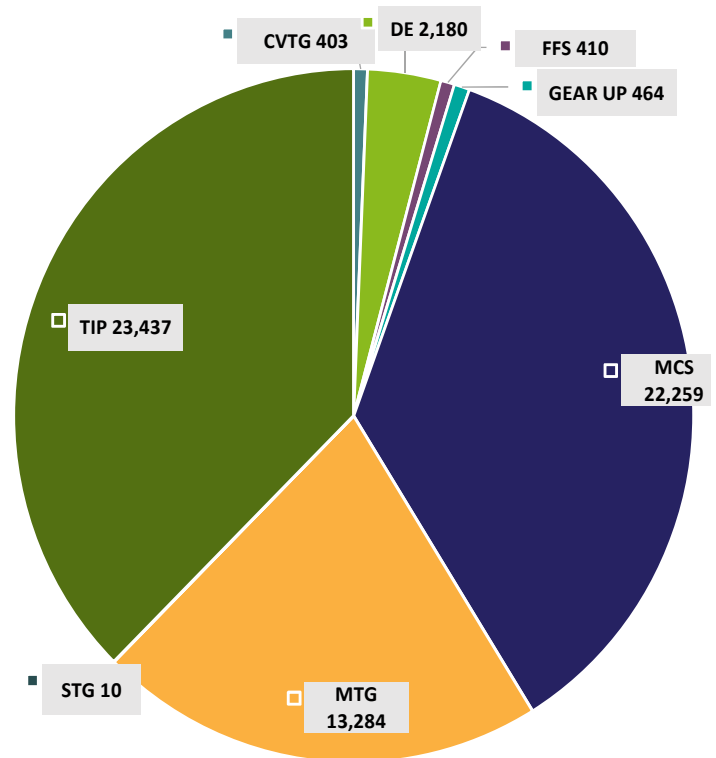
# TOTAL PROGRAM AWARDS

## ALL INSTITUTION TYPES | FY 2021

**Total Funds Awarded  
to All Institution Types, FY 2021**



**Total Student Recipients  
at All Institution Types, FY 2021**

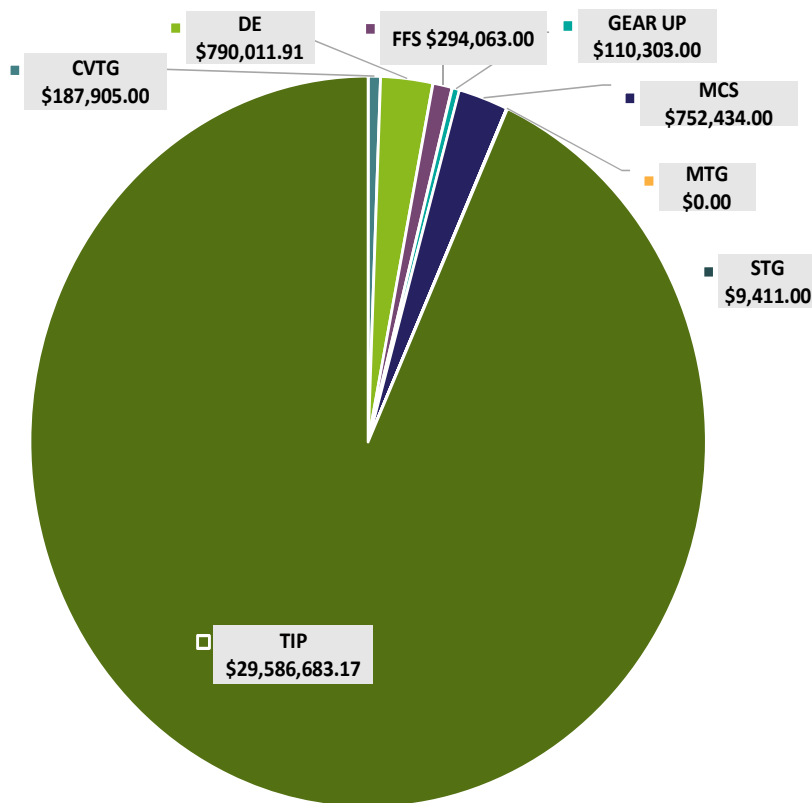


Program Name	Program Acronym	Funds Awarded	Student Recipients
Children of Veterans Tuition Grant	CVTG	\$976,611.00	403
Dual Enrollment	DE	\$2,485,426.11	2,180
Fostering Futures Scholarship	FFS	\$998,773.00	410
Michigan GEAR UP	GEAR UP	\$837,351.00	464
Michigan Competitive Scholarship	MCS	\$25,763,987.00	22,259
Michigan Tuition Grant	MTG	\$31,094,217.00	13,284
Police Officer's and Fire Fighter's Survivor Tuition Grant	STG	\$87,129.09	10
Tuition Incentive Program	TIP	\$60,216,474.48	23,437

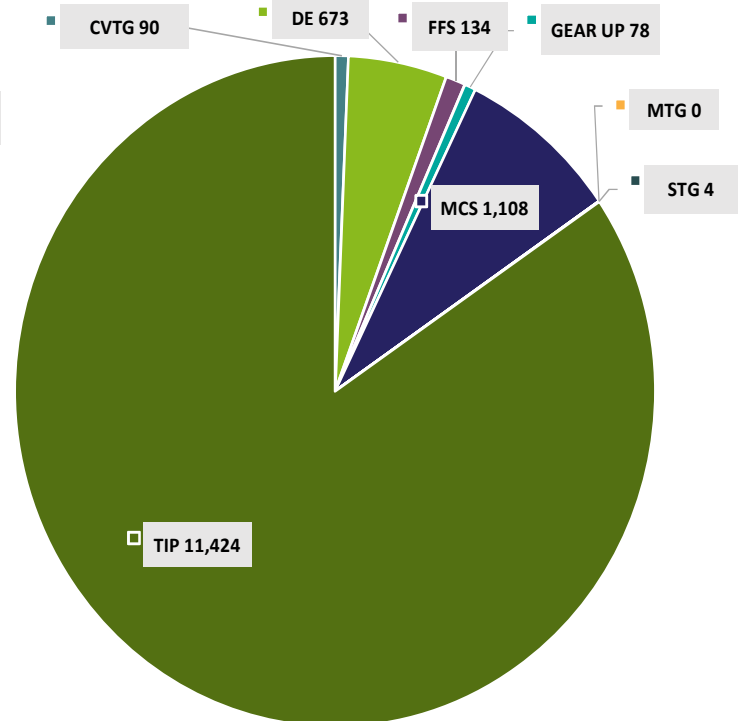
# TOTAL PROGRAM AWARDS

## COMMUNITY COLLEGES | FY 2021

**Total Funds Awarded  
to Community Colleges, FY 2021**



**Total Student Recipients  
at Community Colleges, FY 2021**

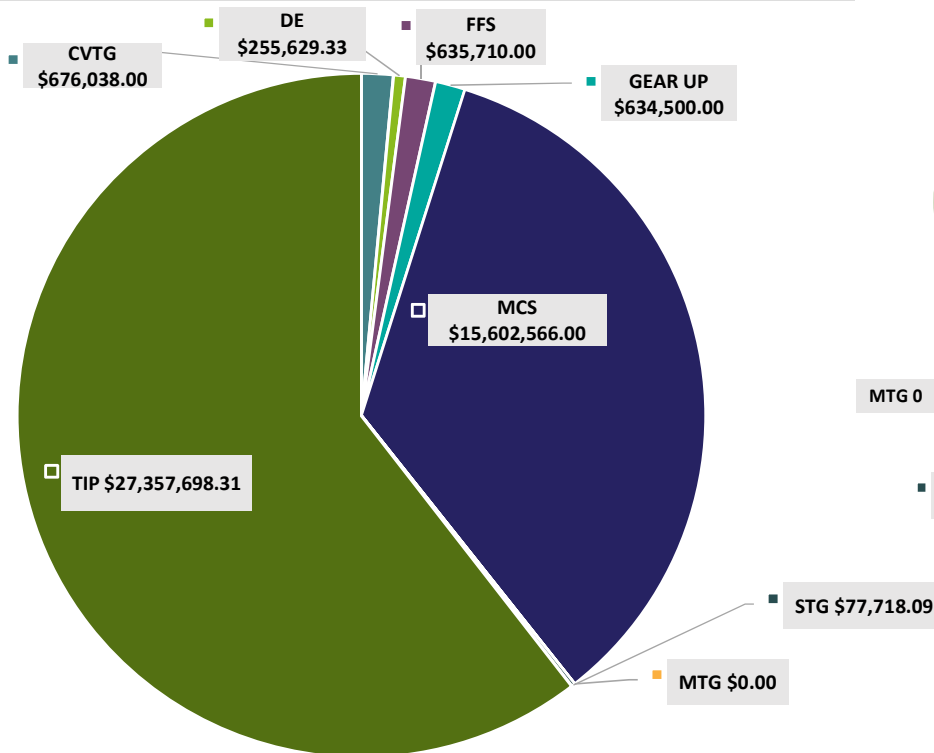


Program Name	Program Acronym	Funds Awarded	Student Recipients
Children of Veterans Tuition Grant	CVTG	\$187,905.00	90
Dual Enrollment	DE	\$790,011.91	673
Fostering Futures Scholarship	FFS	\$294,063.00	134
Michigan GEAR UP	GEAR UP	\$110,303.00	78
Michigan Competitive Scholarship	MCS	\$752,434.00	1,108
Michigan Tuition Grant	MTG	\$0.00	0
Police Officer's and Fire Fighter's Survivor Tuition Grant	STG	\$9,411.00	4
Tuition Incentive Program	TIP	\$29,586,683.17	11,424

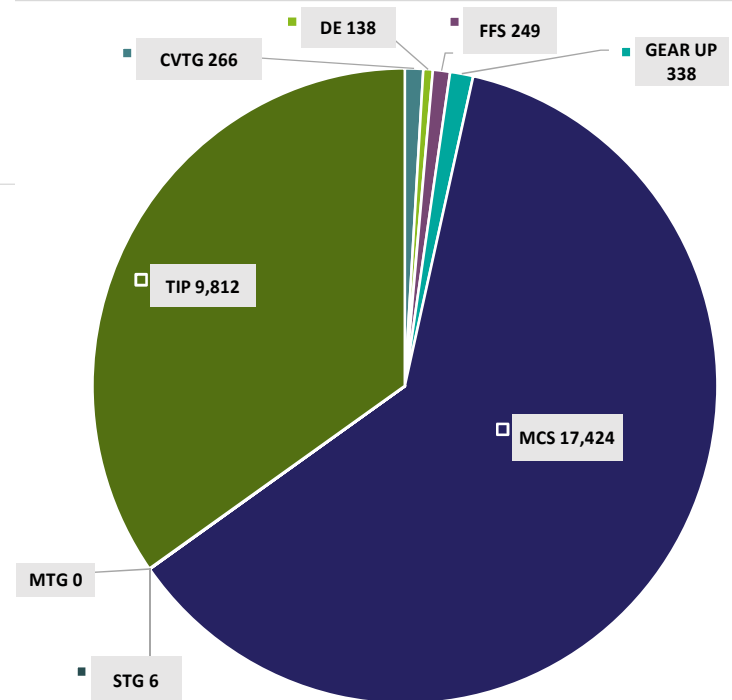
# TOTAL PROGRAM AWARDS

## PUBLIC UNIVERSITIES | FY 2021

**Total Funds Awarded  
to Public Universities, FY 2021**



**Total Student Recipients  
at Public Universities, FY 2021**



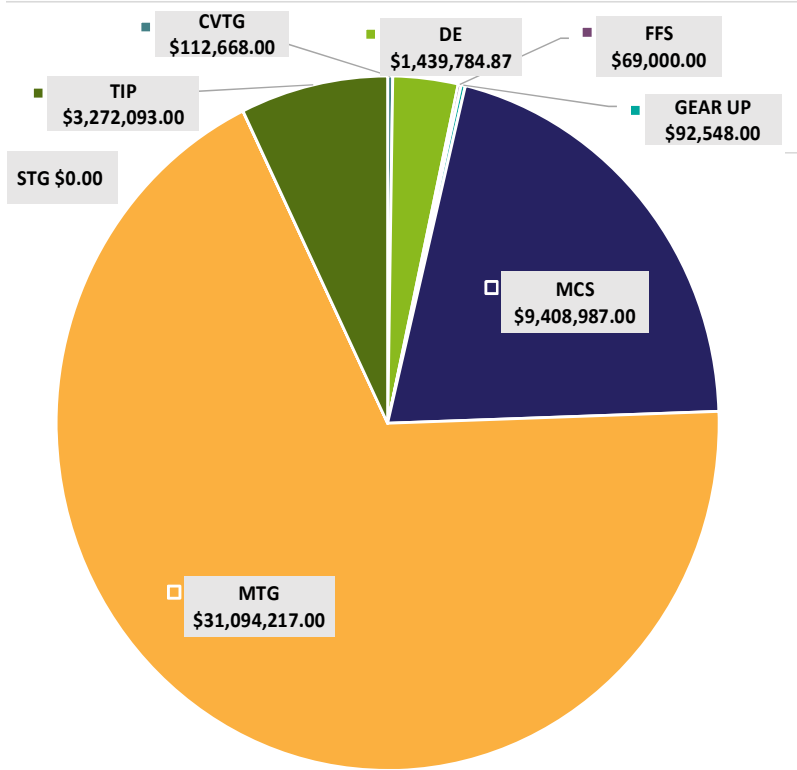
Program Name	Program Acronym	Funds Awarded	Student Recipients
Children of Veterans Tuition Grant	CVTG	\$676,038.00	266
Dual Enrollment	DE	\$255,629.33	138
Fostering Futures Scholarship	FFS	\$635,710.00	249
Michigan GEAR UP	GEAR UP	\$634,500.00	338
Michigan Competitive Scholarship	MCS	\$15,602,566.00	17,424
Michigan Tuition Grant	MTG	\$0.00	0
Police Officer's and Fire Fighter's Survivor Tuition Grant	STG	\$77,718.09	6
Tuition Incentive Program	TIP	\$27,357,698.31	9,812



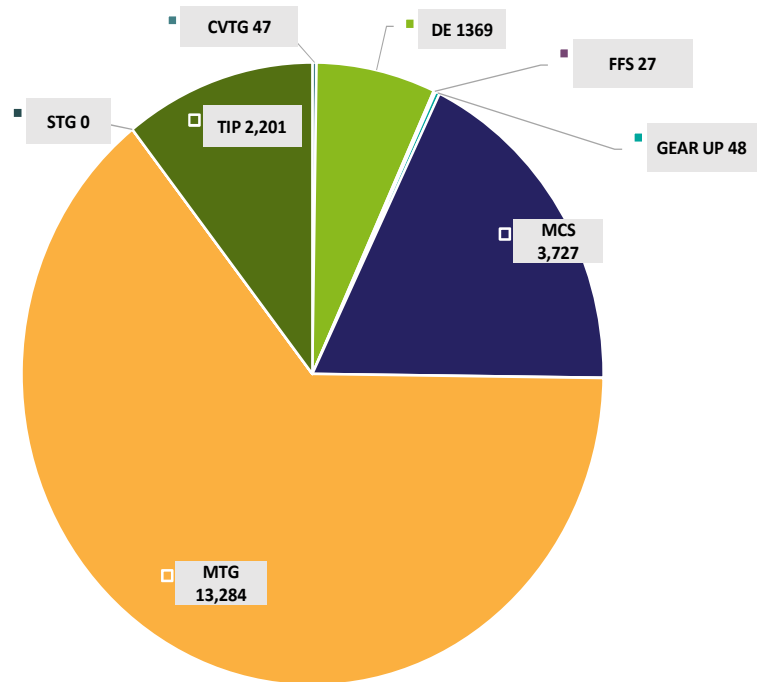
# TOTAL PROGRAM AWARDS

## PRIVATE INSTITUTIONS | FY 2021

**Total Funds Awarded  
to Private Institutions, FY 2021**



**Total Student Recipients  
at Private Institutions, FY 2021**



Program Name	Program Acronym	Funds Awarded	Student Recipients
Children of Veterans Tuition Grant	CVTG	\$112,668.00	47
Dual Enrollment	DE	\$1,439,784.87	1,369
Fostering Futures Scholarship	FFS	\$69,000.00	27
Michigan GEAR UP	GEAR UP	\$92,548.00	48
Michigan Competitive Scholarship	MCS	\$9,408,987.00	3,727
Michigan Tuition Grant	MTG	\$31,094,217.00	13,284
Police Officer's and Fire Fighter's Survivor Tuition Grant	STG	\$0.00	0
Tuition Incentive Program	TIP	\$3,272,093.00	2,201