

ANNUAL REPORT

2021-2022



Student Scholarships, Grants and Outreach
Michigan Department of Treasury
Office of Postsecondary Financial Planning





GRETCHEN WHITMER
GOVERNOR

STATE OF MICHIGAN
DEPARTMENT OF TREASURY
LANSING

RACHAEL EUBANKS
STATE TREASURER

February 2023

I am pleased to share with you what Student Scholarships, Grants and Outreach (SSGO), within the Michigan Department of Treasury – Office of Postsecondary Financial Planning, has accomplished during Fiscal Year 2022. The following report provides information about funds administered and the number of Michigan students awarded at each institution.

Our goal is always to enhance the customer service experience and to expand outreach resources to help Michigan students afford college. We focus efforts on working with high school counselors to encourage students to complete the Free Application for Federal Student Aid (FAFSA) and learn more about State financial aid programs with an emphasis on the Tuition Incentive Program (TIP). Additionally, we work with participating institutions to identify students eligible for State financial aid in maximizing utilization.

The MiSSG data management system allows access to students, counselors, and financial aid administrators. Students can set up a portal account to view their award information in real-time. Counselors can easily identify which of their students need to file a FAFSA or view TIP eligible students. Colleges can view student awards and certify enrollment directly from MiSSG.

During Academic Year 2021-22, SSGO assisted 60,133 students with more than \$120 million in aid. These numbers* do not include scholarship programs co-administered with the Michigan Department of Labor and Economic Opportunity (LEO).

SSGO is continuing to focus on the customer service experience while supporting our students as they navigate their postsecondary options.

Sincerely,

Diann Cosme, Director
Student Scholarships, Grants and Outreach
Office of Postsecondary Financial Planning
Michigan Department of Treasury

*Futures for Frontliners Scholarship assisted 13,573 students with more than \$31 million in aid. Michigan Reconnect assisted 11,543 students with more than \$21 million in aid.

TABLE OF CONTENTS

Fund Distribution by Fund Source	2
Children of Veterans Tuition Grant (CVTG)	3
Dual Enrollment (DE)	6
Fostering Futures Scholarship (FFS)	9
Michigan Competitive Scholarship (MCS) and Michigan Tuition Grant (MTG).....	12
Police Officer's and Fire Fighter's Survivor Tuition Grant (STG).....	18
Tuition Incentive Program (TIP)	19
Award Totals	25
Awards to All Institution Types	26
Total Awards to Community Colleges	27
Total Awards to Public Universities	28
Total Awards to Private/Independent Institutions	29

FUND DISTRIBUTION BY FUND SOURCE*

Program	Volume	Amount
Children of Veterans Tuition Grant	404	\$973,569.00
Dual Enrollment	2,232	\$2,397,741.61
Fostering Futures Scholarship	381	\$910,144.00
Michigan Competitive Scholarship*	19,678	\$22,448,980.00
Michigan Tuition Grant*	13,626	\$31,530,551.00
Police Officer's and Fire Fighter's Tuition Grant	11	\$83,798.75
Tuition Incentive Program	23,801	\$61,904,355.69
TOTAL	60,133	\$120,249,140.05

Footnotes:

*Total amounts for MCS and MTG are noted as Funding Source in this chart. Other sections of this report show distribution by Award amount.

The funds paid for MCS awards exceeded the MCS appropriation. A total of 3,124 students were identified as dual eligible and received their MCS award at a private institution. A total of \$5,066,773.00 was paid through the MTG fund to supplement these MCS awards to the private institution maximum award.

CHILDREN OF VETERANS TUITION GRANT (CVTG)

The program provides undergraduate tuition assistance to certain children of qualified Michigan veterans who are permanently and totally disabled, MIA, or deceased. The renewable award pays a maximum of \$2,800 per academic year.

Legal Citation
Public Act 248 of 2005

CVTG Program Awards by Institution

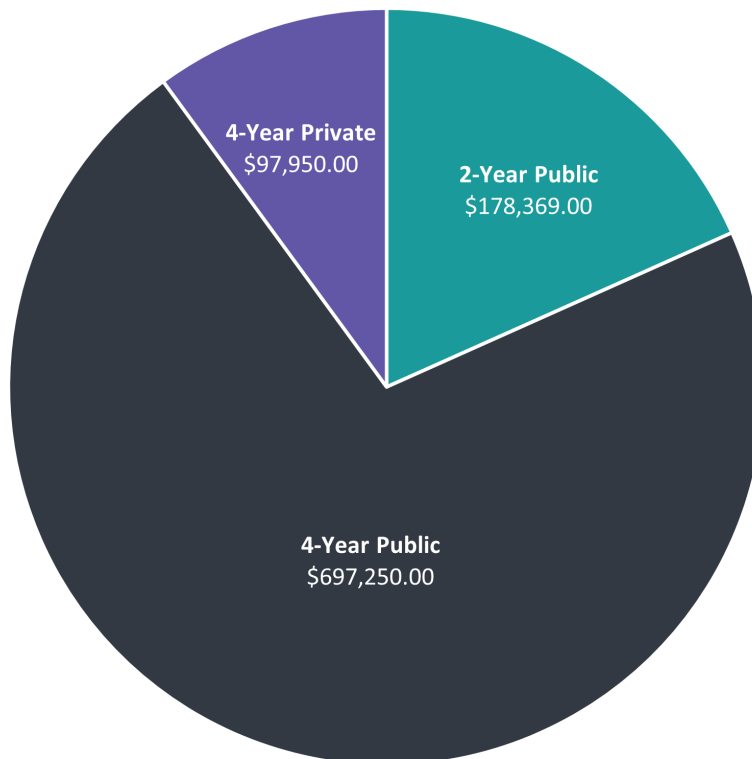
Institution	Students	Amount
ALMA COLLEGE	3	\$8,400.00
ALPENA COMMUNITY COLLEGE	5	\$11,864.00
AQUINAS COLLEGE	1	\$2,800.00
BAKER COLLEGE	7	\$10,450.00
BAY COLLEGE	3	\$7,350.00
BAY MILLS COMMUNITY COLLEGE	1	\$2,540.00
CENTRAL MICHIGAN UNIVERSITY	30	\$79,100.00
COLLEGE FOR CREATIVE STUDIES	1	\$2,800.00
CONCORDIA UNIVERSITY	3	\$7,000.00
DAVENPORT UNIVERSITY	2	\$3,500.00
DELTA COLLEGE	11	\$19,250.00
EASTERN MICHIGAN UNIVERSITY	18	\$44,100.00
FERRIS STATE UNIVERSITY	16	\$36,050.00
FINLANDIA UNIVERSITY	1	\$2,800.00
GRAND RAPIDS COMMUNITY COLLEGE	5	\$9,100.00
GRAND VALLEY STATE UNIVERSITY	21	\$56,000.00
GREAT LAKES CHRISTIAN COLLEGE	1	\$2,800.00
HENRY FORD COLLEGE	3	\$4,550.00
HOPE COLLEGE	1	\$2,800.00
JACKSON COLLEGE	3	\$6,300.00
KALAMAZOO COLLEGE	1	\$2,800.00
KALAMAZOO VALLEY COMMUNITY COLLEGE	3	\$6,300.00
KELLOGG COMMUNITY COLLEGE	2	\$5,600.00
KETTERING UNIVERSITY	4	\$9,800.00
KIRTLAND COMMUNITY COLLEGE	3	\$6,650.00
LAKE MICHIGAN COLLEGE	5	\$10,150.00
LAKE SUPERIOR STATE UNIVERSITY	2	\$2,100.00
LANSING COMMUNITY COLLEGE	6	\$15,050.00
LAWRENCE TECHNOLOGICAL UNIVERSITY	3	\$8,400.00
MACOMB COMMUNITY COLLEGE	4	\$10,077.00

Institution	Students	Amount
MADONNA UNIVERSITY	2	\$5,600.00
MICHIGAN STATE UNIVERSITY	59	\$155,750.00
MICHIGAN TECHNOLOGICAL UNIVERSITY	12	\$29,400.00
MID MICHIGAN COLLEGE	7	\$15,400.00
MONTCALM COMMUNITY COLLEGE	1	\$1,400.00
MOTT COMMUNITY COLLEGE	3	\$4,900.00
MUSKEGON COMMUNITY COLLEGE	3	\$7,000.00
NORTH CENTRAL MICHIGAN COLLEGE	2	\$5,250.00
NORTHERN MICHIGAN UNIVERSITY	22	\$57,050.00
NORTHWOOD UNIVERSITY	1	\$2,800.00
OAKLAND COMMUNITY COLLEGE	7	\$11,438.00
OAKLAND UNIVERSITY	17	\$44,100.00
OLIVET COLLEGE	1	\$2,800.00
ROCHESTER UNIVERSITY	3	\$7,000.00
SAGINAW VALLEY STATE UNIVERSITY	18	\$47,950.00
SCHOOLCRAFT COLLEGE	2	\$3,500.00
SIENA HEIGHTS UNIVERSITY	2	\$5,600.00
SOUTHWESTERN MICHIGAN COLLEGE	1	\$1,400.00
SPRING ARBOR UNIVERSITY	1	\$1,400.00
ST. CLAIR COUNTY COMMUNITY COLLEGE	1	\$1,050.00
UNIVERSITY OF DETROIT MERCY	3	\$8,400.00
UNIVERSITY OF MICHIGAN - ANN ARBOR	14	\$30,800.00
UNIVERSITY OF MICHIGAN - DEARBORN	5	\$12,950.00
UNIVERSITY OF MICHIGAN - FLINT	1	\$2,100.00
WASHTENAW COMMUNITY COLLEGE	3	\$6,650.00
WAYNE COUNTY COMMUNITY COLLEGE DISTRICT	3	\$5,600.00
WAYNE STATE UNIVERSITY	14	\$30,800.00
WESTERN MICHIGAN UNIVERSITY	27	\$69,000.00
Total	404	\$973,569.00

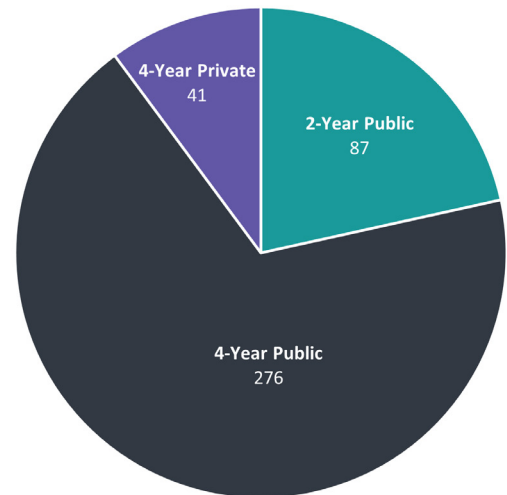
CVTG PROGRAM AWARDS

BY SECTOR | FY 2022

CVTG Funds Awarded by Sector



CVTG Student Recipients by Sector



Sector Type	Funds Awarded	Student Recipients
Community Colleges	\$178,369.00	87
Public Universities	\$697,250.00	276
Private/Independent Institutions	\$97,950.00	41

DUAL ENROLLMENT PROGRAM (DE)

The program allows students from a State approved non-public high school to dual enroll in college courses beginning in the 9th grade. The Michigan Department of Education (MDE) approves the invoices submitted by the postsecondary institutions and Michigan Department of Treasury pays those institutions on behalf of the students.

Citation
Public Acts 131 -134 of 2012

DE Program Awards By Institution

Institution	Students	Award Amount
ADRIAN COLLEGE	39	\$30,802.50
ALPENA COMMUNITY COLLEGE	7	\$8,337.82
AQUINAS COLLEGE	89	\$78,717.50
BAKER COLLEGE	40	\$57,566.34
CALVIN UNIVERSITY	127	\$122,671.93
COLLEGE FOR CREATIVE STUDIES	2	\$1,369.00
CONCORDIA UNIVERSITY	31	\$19,800.00
CORNERSTONE UNIVERSITY	63	\$40,533.56
DAVENPORT UNIVERSITY	119	\$72,616.94
DELTA COLLEGE	86	\$103,873.71
EASTERN MICHIGAN UNIVERSITY	59	\$34,850.50
FERRIS STATE UNIVERSITY	1	\$921.00
GRACE CHRISTIAN UNIVERSITY	314	\$417,427.45
GRAND RAPIDS COMMUNITY COLLEGE	49	\$43,376.23
GRAND VALLEY STATE UNIVERSITY	3	\$3,618.07
HENRY FORD COLLEGE	14	\$18,125.46
HOPE COLLEGE	7	\$7,118.80
JACKSON COLLEGE	16	\$20,737.92
KALAMAZOO VALLEY COMMUNITY COLLEGE	54	\$62,361.31
KELLOGG COMMUNITY COLLEGE	41	\$45,110.53
KIRTLAND COMMUNITY COLLEGE	8	\$8,805.84
KUYPER COLLEGE	32	\$24,800.01
LAKE MICHIGAN COLLEGE	11	\$6,506.50
LANSING COMMUNITY COLLEGE	41	\$60,408.86
LAWRENCE TECHNOLOGICAL UNIVERSITY	100	\$65,800.00
MACOMB COMMUNITY COLLEGE	88	\$95,895.81
MADONNA UNIVERSITY	53	\$77,695.50

Institution	Students	Award Amount
MICHIGAN STATE UNIVERSITY	1	\$513.38
MID MICHIGAN COLLEGE	69	\$78,933.36
MONROE COUNTY COMMUNITY COLLEGE	16	\$8,567.35
MONTCALM COMMUNITY COLLEGE	2	\$1,615.70
MOTT COMMUNITY COLLEGE	24	\$38,780.18
MUSKEGON COMMUNITY COLLEGE	42	\$37,568.00
NORTH CENTRAL MICHIGAN COLLEGE	29	\$30,280.24
NORTHWESTERN MICHIGAN COLLEGE	23	\$19,865.31
OAKLAND COMMUNITY COLLEGE	12	\$8,657.32
OAKLAND UNIVERSITY	8	\$0.00
SAGINAW VALLEY STATE UNIVERSITY	1	\$1,369.00
SCHOOLCRAFT COLLEGE	42	\$33,255.88
SIENA HEIGHTS UNIVERSITY	31	\$23,625.00
SPRING ARBOR UNIVERSITY	81	\$81,705.50
ST. CLAIR COUNTY COMMUNITY COLLEGE	13	\$14,053.62
UNIVERSITY OF DETROIT MERCY	164	\$147,013.52
UNIVERSITY OF MICHIGAN - DEARBORN	5	\$4,987.05
UNIVERSITY OF MICHIGAN - FLINT	58	\$147,852.00
WASHTENAW COMMUNITY COLLEGE	52	\$103,714.11
WEST SHORE COMMUNITY COLLEGE	24	\$32,145.00
WESTERN MICHIGAN UNIVERSITY	41	\$53,391.00
Total	2,232	\$2,397,741.61

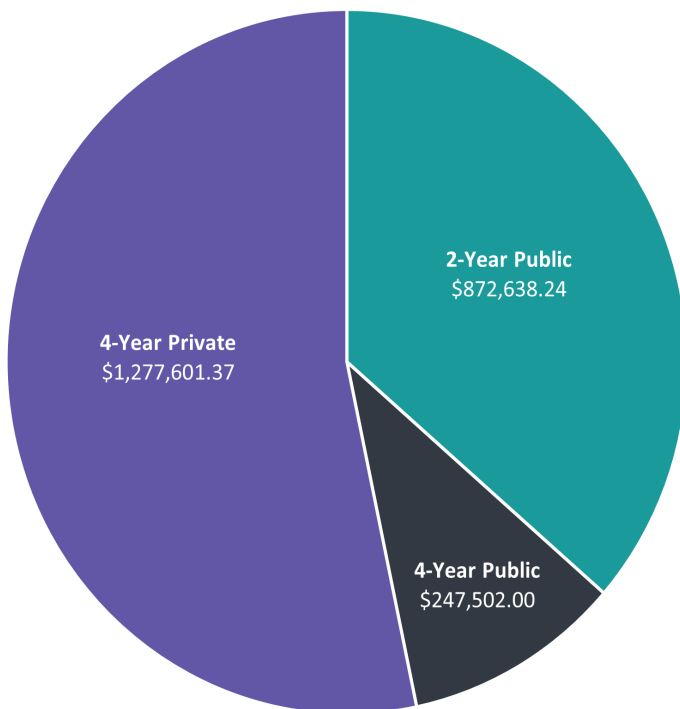
Footnote:

The total is a duplicated count as some students attended multiple institutions.
UNDULICATED COUNT = 2,021

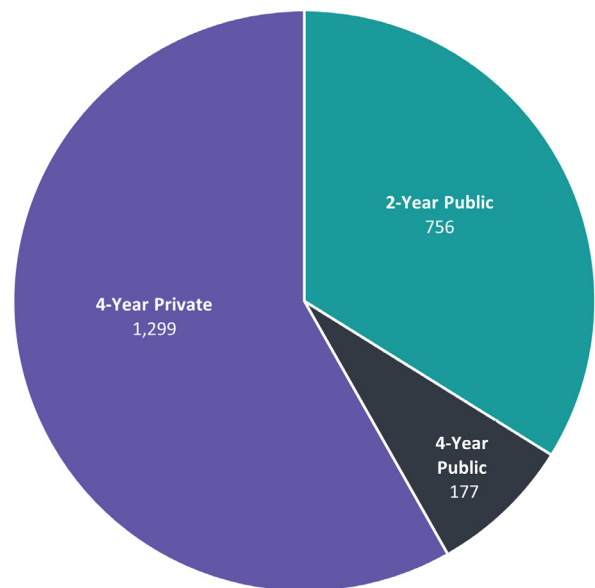
DE PROGRAM AWARDS

BY SECTOR | FY 2022

DE Funds Awarded by Sector



DE Student Recipients by Sector



Sector Type	Funds Awarded	Students Awarded
Community Colleges	\$872,368.24	756
Public Universities	\$247,502.00	177
Private/Independent Institutions	\$1,277,601.37	1,299

FOSTERING FUTURES SCHOLARSHIP (FFS)

The program provides eligible young adults who have experienced foster care with scholarship funds for tuition, fees, room/board, books, and supplies/equipment required for enrollment. Scholarship maximum is \$3,000 per year.

Citation
Public Act 525 of 2008

FFS Awards By Institution

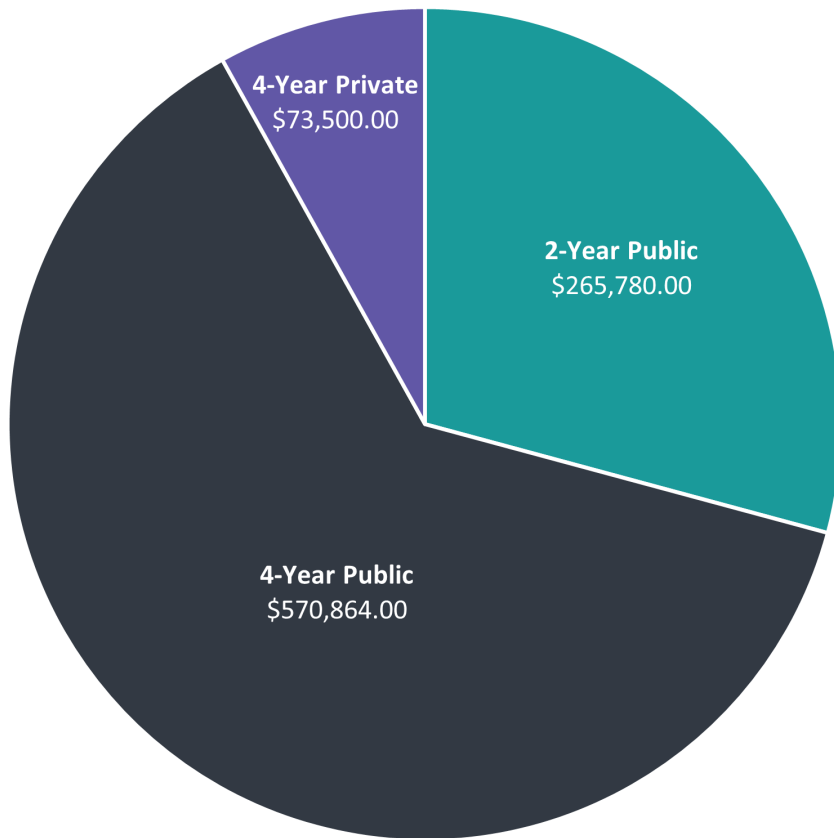
Institution	Students	Award Amount
ALBION COLLEGE	2	\$6,000.00
ALPENA COMMUNITY COLLEGE	1	\$2,000.00
AQUINAS COLLEGE	2	\$6,000.00
BAKER COLLEGE	5	\$13,500.00
BAY COLLEGE	2	\$6,000.00
CALVIN UNIVERSITY	1	\$3,000.00
CENTRAL MICHIGAN UNIVERSITY	1	\$3,000.00
CLEARY UNIVERSITY	1	\$3,000.00
CORNERSTONE UNIVERSITY	2	\$6,000.00
DAVENPORT UNIVERSITY	4	\$10,500.00
DELTA COLLEGE	9	\$20,753.00
EASTERN MICHIGAN UNIVERSITY	13	\$29,726.00
FERRIS STATE UNIVERSITY	42	\$92,060.00
GLEN OAKS COMMUNITY COLLEGE	2	\$6,000.00
GOGEBIC COMMUNITY COLLEGE	1	\$2,274.00
GRACE CHRISTIAN UNIVERSITY	1	\$3,000.00
GRAND RAPIDS COMMUNITY COLLEGE	13	\$21,524.00
GRAND VALLEY STATE UNIVERSITY	16	\$40,500.00
HENRY FORD COLLEGE	3	\$7,500.00
JACKSON COLLEGE	2	\$2,252.00
KALAMAZOO VALLEY COMMUNITY COLLEGE	6	\$14,000.00
KETTERING UNIVERSITY	1	\$3,000.00
KIRTLAND COMMUNITY COLLEGE	1	\$875.00
LAKE MICHIGAN COLLEGE	6	\$16,825.00
LANSING COMMUNITY COLLEGE	10	\$21,917.00
MACOMB COMMUNITY COLLEGE	7	\$9,750.00
MADONNA UNIVERSITY	1	\$3,000.00
MICHIGAN STATE UNIVERSITY	13	\$37,500.00
MICHIGAN TECHNOLOGICAL UNIVERSITY	2	\$6,000.00
MID MICHIGAN COLLEGE	4	\$6,941.00

Institution	Students	Award Amount
MONROE COUNTY COMMUNITY COLLEGE	1	\$2,718.00
MONTCALM COMMUNITY COLLEGE	2	\$3,534.00
MOTT COMMUNITY COLLEGE	10	\$17,929.00
MUSKEGON COMMUNITY COLLEGE	2	\$2,191.00
NORTH CENTRAL MICHIGAN COLLEGE	3	\$6,060.00
NORTHERN MICHIGAN UNIVERSITY	9	\$21,934.00
NORTHWESTERN MICHIGAN COLLEGE	5	\$13,496.00
NORTHWOOD UNIVERSITY	2	\$4,500.00
OAKLAND COMMUNITY COLLEGE	7	\$14,029.00
OAKLAND UNIVERSITY	8	\$19,500.00
OLIVET COLLEGE	1	\$1,500.00
ROCHESTER UNIVERSITY	3	\$7,500.00
SAGINAW VALLEY STATE UNIVERSITY	10	\$28,500.00
SCHOOLCRAFT COLLEGE	1	\$2,011.00
SOUTHWESTERN MICHIGAN COLLEGE	6	\$15,000.00
SPRING ARBOR UNIVERSITY	1	\$3,000.00
ST. CLAIR COUNTY COMMUNITY COLLEGE	2	\$4,124.00
UNIVERSITY OF MICHIGAN - ANN ARBOR	7	\$19,500.00
UNIVERSITY OF MICHIGAN - DEARBORN	4	\$12,000.00
UNIVERSITY OF MICHIGAN - FLINT	9	\$25,500.00
WASHTENAW COMMUNITY COLLEGE	14	\$22,916.00
WAYNE COUNTY COMMUNITY COLLEGE DISTRICT	11	\$21,161.00
WAYNE STATE UNIVERSITY	23	\$58,144.00
WEST SHORE COMMUNITY COLLEGE	1	\$2,000.00
WESTERN MICHIGAN UNIVERSITY	65	\$177,000.00
TOTAL	381	\$910,144.00

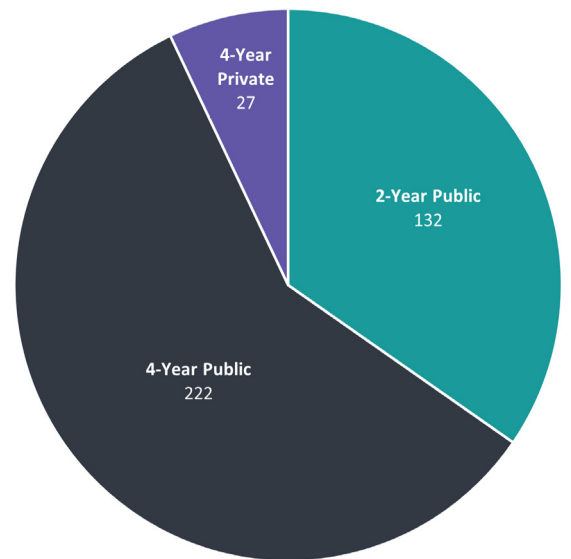
FFS AWARDS

BY SECTOR | FY 2022

FFS Funds Awarded by Sector



FFS Student Recipients by Sector



Sector Type	Funds Awarded	Students Recipients
Community Colleges	\$265,780.00	132
Public Universities	\$570,864.00	222
Private/Independent Institutions	\$73,500.00	27

MICHIGAN COMPETITIVE SCHOLARSHIP (MCS)

Program provides renewable scholarships for students enrolled in approved degree-granting Michigan colleges and universities based on academic merit (SAT assessment) and financial need. The maximum award is to be determined annually by the Department of Treasury.

Legal Citation
Public Act 208 of 1964

MICHIGAN TUITION GRANT (MTG)

Program provides grant assistance to needy students attending Michigan non-profit, independent colleges and universities. The maximum award is to be determined annually by the Department of Treasury.

Legal Citation
Public Act 313 of 1966

MCS and MTG by Number of Students Served

Fiscal Year	MCS	MTG	Fiscal Year	MCS	MTG
2021-22	19,678	13,626	2001-02	28,276	32,844
2020-21	22,259	13,284	2000-01	29,612	30,544
2019-20	28,788	14,326	1999-00	28,463	28,441
2018-19	30,730	13,301	1998-99	29,217	30,456
2017-18	34,414	16,532	1997-98	30,100	30,026
2016-17	34,288	15,920	1996-97	28,829	31,459
2015-16	32,378	17,484	1995-96	28,217	30,583
2014-15	29,527	21,893	1994-95	26,596	31,704
2013-14	31,161	22,642	1993-94	26,986	31,660
2012-13	33,891	22,226	1992-93	25,764	30,939
2011-12	34,413	21,827	1991-92	25,487	28,019
2010-11	34,943	22,269	1990-91	24,279	26,872
2009-10	32,220	23,520	1989-90	25,126	24,331
2008-09	28,832	35,660	1988-89	23,999	22,356
2007-08	27,885	35,518	1987-88	24,083	19,649
2006-07	27,802	34,141	1986-87	23,133	18,174
2005-06	26,434	35,942	1985-86	22,193	17,671
2004-05	28,580	37,958	1984-85	20,104	15,287
2003-04	29,485	37,045	1983-84	18,199	13,717
2002-03	29,512	36,961	1982-83	18,046	13,436

MICHIGAN COMPETITIVE SCHOLARSHIP (MCS) AND MICHIGAN TUITION GRANTS (MTG) AWARDS BY INSTITUTION

Institution	MCS		MTG		Totals	
	Awards	Award Amount	Awards	Award Amount	Awards	Award Amount
ADRIAN COLLEGE	56	\$149,261.00	580	\$1,411,022.00	636	\$1,560,283.00
ALBION COLLEGE	145	\$372,641.00	605	\$1,588,672.00	750	\$1,961,313.00
ALMA COLLEGE	150	\$385,965.00	498	\$1,285,170.00	648	\$1,671,135.00
ALPENA COMMUNITY COLLEGE	7	\$5,750.00	-	-	7	\$5,750.00
ANDREWS UNIVERSITY	10	\$24,481.00	61	\$147,780.00	71	\$172,261.00
AQUINAS COLLEGE	94	\$220,447.00	382	\$955,024.00	476	\$1,175,471.00
BAKER COLLEGE	114	\$222,717.00	1929	\$3,522,302.00	2043	\$3,745,019.00
BAY COLLEGE	24	\$14,995.00	-	-	24	\$14,995.00
BAY MILLS COMMUNITY COLLEGE	4	\$2,115.00	-	-	4	\$2,115.00
CALVIN UNIVERSITY	353	\$942,363.00	417	\$1,096,504.00	770	\$2,038,867.00
CENTRAL MICHIGAN UNIVERSITY	669	\$559,363.00	-	-	669	\$559,363.00
CLEARY UNIVERSITY	20	\$51,093.00	189	\$407,436.00	209	\$458,529.00
COLLEGE FOR CREATIVE STUDIES	113	\$275,116.00	560	\$1,356,554.00	673	\$1,631,670.00
COMPASS COLLEGE OF CINEMATIC ARTS	3	\$8,400.00	35	\$85,473.00	38	\$93,873.00
CONCORDIA UNIVERSITY	29	\$72,800.00	181	\$464,800.00	210	\$537,600.00
CORNERSTONE UNIVERSITY	119	\$303,100.00	620	\$1,490,614.00	739	\$1,793,714.00
DAVENPORT UNIVERSITY	186	\$423,507.00	1434	\$2,905,247.00	1620	\$3,328,754.00
DELTA COLLEGE	77	\$50,007.00	-	-	77	\$50,007.00
EASTERN MICHIGAN UNIVERSITY	521	\$438,561.00	-	-	521	\$438,561.00
FERRIS STATE UNIVERSITY	426	\$373,718.00	-	-	426	\$373,718.00
FINLANDIA UNIVERSITY	8	\$19,016.00	137	\$359,050.00	145	\$378,066.00
GLEN OAKS COMMUNITY COLLEGE	3	\$2,125.00	-	-	3	\$2,125.00
GOGEBIC COMMUNITY COLLEGE	7	\$4,250.00	-	-	7	\$4,250.00
GRACE CHRISTIAN UNIVERSITY	19	\$51,800.00	168	\$416,834.00	187	\$468,634.00
GRAND RAPIDS COMMUNITY COLLEGE	88	\$58,750.00	-	-	88	\$58,750.00

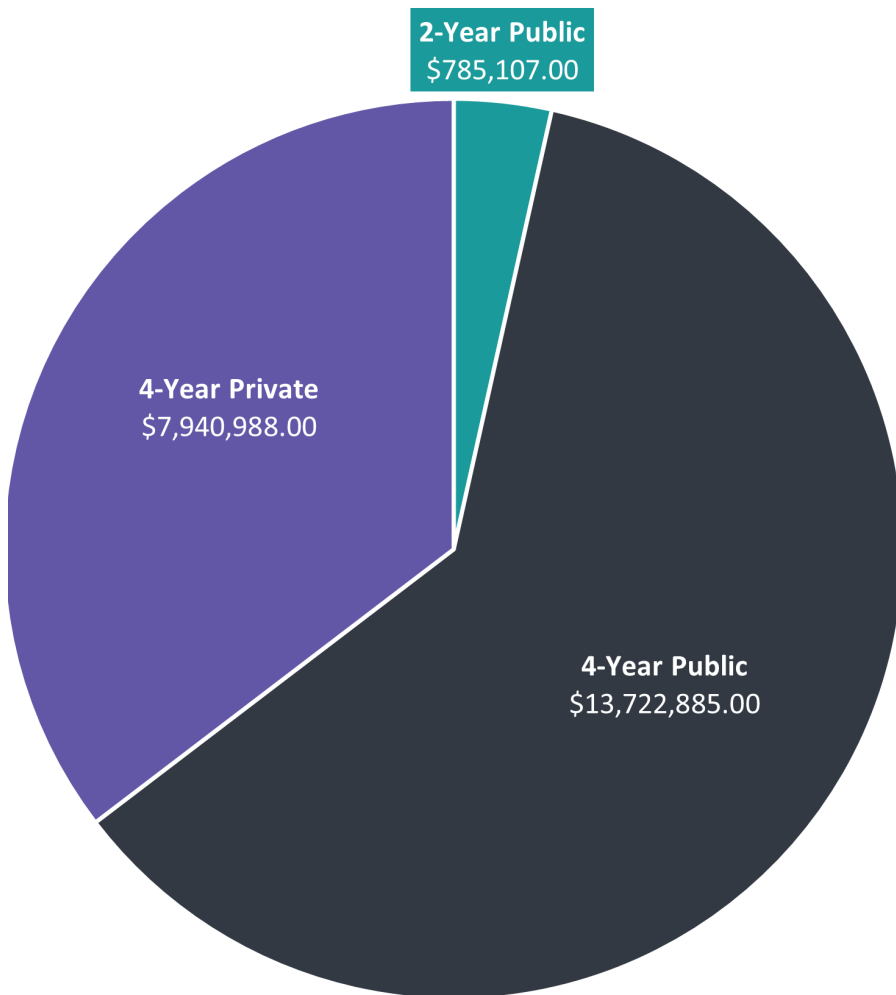
Institution	MCS		MTG		Totals	
	Awards	Award Amount	Awards	Award Amount	Awards	Award Amount
GRAND VALLEY STATE UNIVERSITY	1753	\$1,546,976.00	-	-	1753	\$1,546,976.00
GREAT LAKES CHRISTIAN COLLEGE	9	\$23,335.00	73	\$172,200.00	82	\$195,535.00
HENRY FORD COLLEGE	61	\$39,588.00	-	-	61	\$39,588.00
HOPE COLLEGE	392	\$1,050,758.00	582	\$1,571,083.00	974	\$2,621,841.00
JACKSON COLLEGE	45	\$28,531.00	-	-	45	\$28,531.00
KALAMAZOO COLLEGE	150	\$386,539.00	189	\$502,322.00	339	\$888,861.00
KALAMAZOO VALLEY COMMUNITY COLLEGE	68	\$39,663.00	-	-	68	\$39,663.00
KELLOGG COMMUNITY COLLEGE	47	\$27,124.00	-	-	47	\$27,124.00
KETTERING UNIVERSITY	416	\$1,032,132.00	307	\$782,400.00	723	\$1,814,532.00
KIRTLAND COMMUNITY COLLEGE	23	\$16,722.00	-	-	23	\$16,722.00
KUYPER COLLEGE	4	\$9,100.00	43	\$107,800.00	47	\$116,900.00
LAKE MICHIGAN COLLEGE	26	\$17,417.00	-	-	26	\$17,417.00
LAKE SUPERIOR STATE UNIVERSITY	78	\$71,291.00	-	-	78	\$71,291.00
LANSING COMMUNITY COLLEGE	88	\$58,596.00	-	-	88	\$58,596.00
LAWRENCE TECHNOLOGICAL UNIVERSITY	213	\$549,235.00	601	\$1,467,147.00	814	\$2,016,382.00
MACOMB COMMUNITY COLLEGE	106	\$61,394.00	-	-	106	\$61,394.00
MADONNA UNIVERSITY	76	\$180,305.00	746	\$1,727,627.00	822	\$1,907,932.00
MICHIGAN STATE UNIVERSITY	3106	\$2,851,449.00	-	-	3106	\$2,851,449.00
MICHIGAN TECHNOLOGICAL UNIVERSITY	981	\$892,029.00	-	-	981	\$892,029.00
MID MICHIGAN COLLEGE	40	\$30,000.00	-	-	40	\$30,000.00
MONROE COUNTY COMMUNITY COLLEGE	21	\$12,733.00	-	-	21	\$12,733.00
MONTCALM COMMUNITY COLLEGE	15	\$9,625.00	-	-	15	\$9,625.00
MOTT COMMUNITY COLLEGE	60	\$34,546.00	-	-	60	\$34,546.00
MUSKEGON COMMUNITY COLLEGE	51	\$30,901.00	-	-	51	\$30,901.00
NORTH CENTRAL MICHIGAN COLLEGE	21	\$14,613.00	-	-	21	\$14,613.00

Institution	MCS		MTG		Totals	
	Awards	Award Amount	Awards	Award Amount	Awards	Award Amount
NORTHERN MICHIGAN UNIVERSITY	279	\$247,598.00	-	-	279	\$247,598.00
NORTHWESTERN MICHIGAN COLLEGE	63	\$44,000.00	-	-	63	\$44,000.00
NORTHWOOD UNIVERSITY	100	\$247,220.00	599	\$1,402,235.00	699	\$1,649,455.00
OAKLAND COMMUNITY COLLEGE	95	\$55,956.00	-	-	95	\$55,956.00
OAKLAND UNIVERSITY	872	\$758,632.00	-	-	872	\$758,632.00
OLIVET COLLEGE	40	\$103,955.00	408	\$1,028,226.00	448	\$1,132,181.00
ROCHESTER UNIVERSITY	18	\$41,492.00	233	\$527,682.00	251	\$569,174.00
SACRED HEART MAJOR SEMINARY	-	-	5	\$13,650.00	5	\$13,650.00
SAGINAW VALLEY STATE UNIVERSITY	457	\$396,555.00	-	-	457	\$396,555.00
SCHOOLCRAFT COLLEGE	49	\$27,854.00	-	-	49	\$27,854.00
SIENA HEIGHTS UNIVERSITY	49	\$112,000.00	573	\$1,289,916.00	622	\$1,401,916.00
SOUTHWESTERN MICHIGAN COLLEGE	9	\$6,500.00	-	-	9	\$6,500.00
SPRING ARBOR UNIVERSITY	51	\$134,400.00	321	\$767,900.00	372	\$902,300.00
ST. CLAIR COUNTY COMMUNITY COLLEGE	35	\$24,622.00	-	-	35	\$24,622.00
UNIVERSITY OF DETROIT MERCY	203	\$526,340.00	999	\$2,489,658.00	1202	\$3,015,998.00
UNIVERSITY OF MICHIGAN - ANN ARBOR	3753	\$3,533,885.00	-	-	3753	\$3,533,885.00
UNIVERSITY OF MICHIGAN - DEARBORN	502	\$435,146.00	-	-	502	\$435,146.00
UNIVERSITY OF MICHIGAN - FLINT	221	\$182,072.00	-	-	221	\$182,072.00
WALSH COLLEGE	20	\$21,470.00	151	\$188,223.00	171	\$209,693.00
WASHTENAW COMMUNITY COLLEGE	76	\$46,065.00	-	-	76	\$46,065.00
WAYNE COUNTY COMMUNITY COLLEGE DISTRICT	20	\$14,625.00	-	-	20	\$14,625.00
WAYNE STATE UNIVERSITY	1041	\$889,331.00	-	-	1041	\$889,331.00
WEST SHORE COMMUNITY COLLEGE	9	\$6,040.00	-	-	9	\$6,040.00
WESTERN MICHIGAN UNIVERSITY	621	\$546,279.00	-	-	621	\$546,279.00
TOTAL	19,678	\$22,448,980	13,626	\$31,530,551	33,304	\$53,979,531

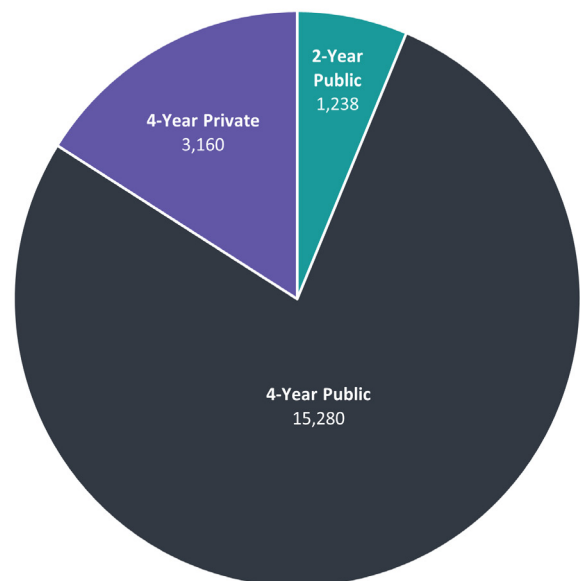
MCS AWARDS

BY SECTOR | FY 2022

MCS Awards by Sector



MCS Student Recipients by Sector

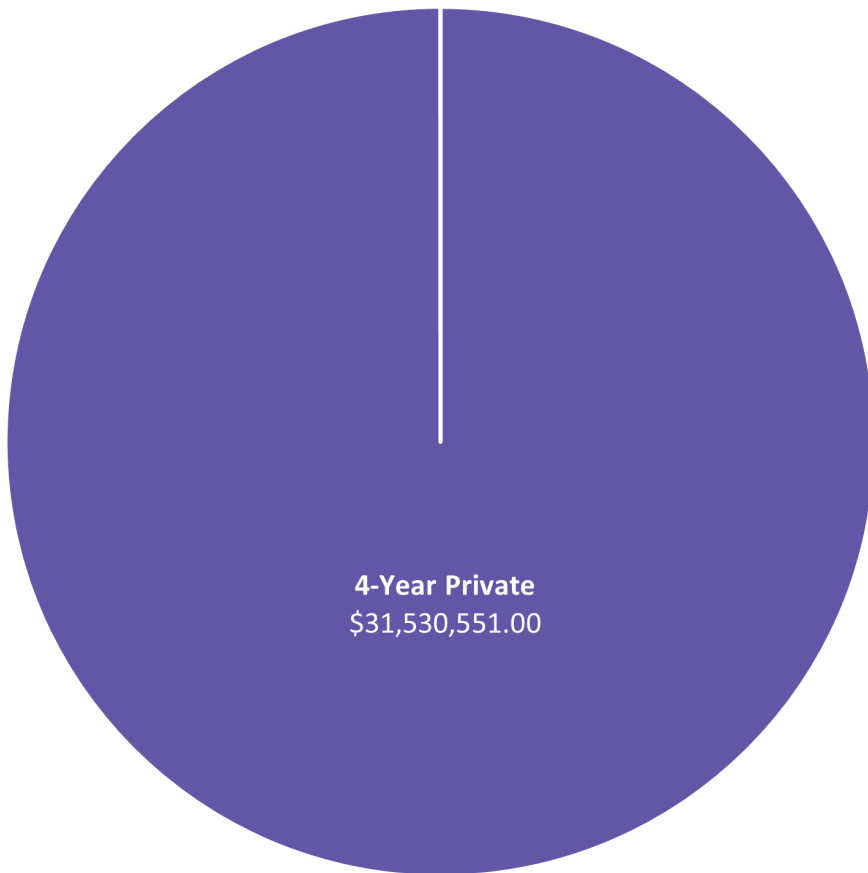


Sector	Funds Awarded	Student Recipients
Community Colleges	\$785,107.00	1,238
Public Universities	\$13,722,885.00	15,280
Private/Independent Institutions	\$7,940,988.00	3,160

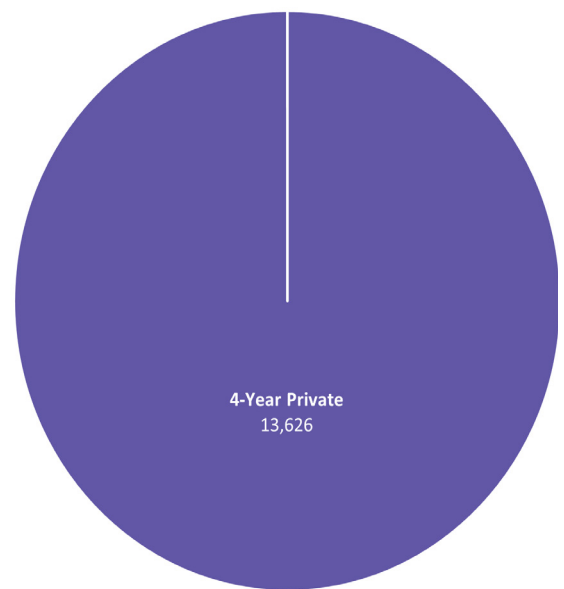
MTG AWARDS

BY SECTOR | FY 2022

MTG Awards by Sector



MTG Student Recipients by Sector



Sector	Funds Awarded	Student Recipients
Community Colleges	-	-
Public Universities	-	-
Private/Independent Institutions	\$31,530,551.00	13,626

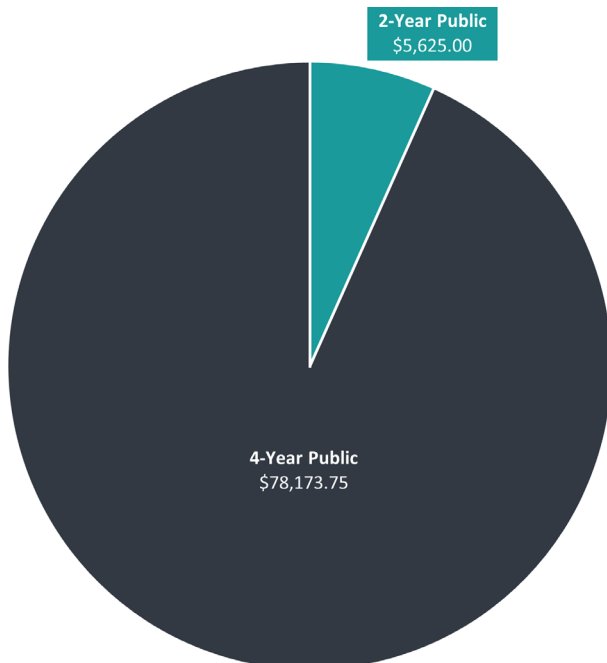
POLICE OFFICER'S AND FIRE FIGHTER'S SURVIVOR TUITION GRANT (STG)

The program provides a waiver of tuition at State public institutions of higher education for children and surviving spouses of Michigan police officers and fire fighters killed in the line of duty.

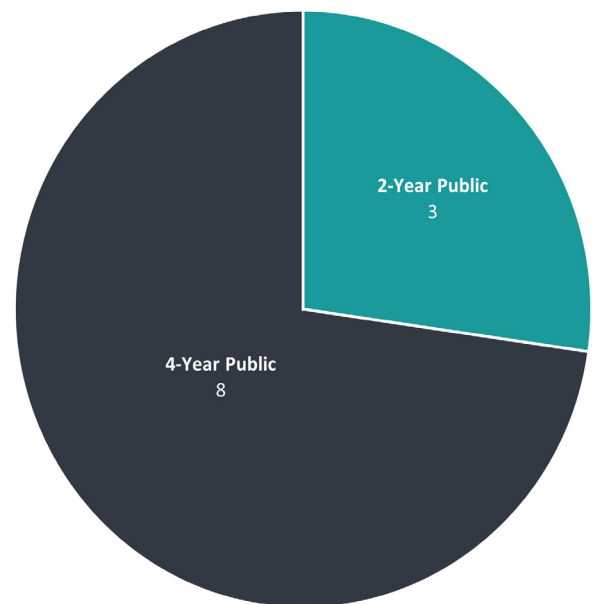
Citation
Public Act 195 of 1996

Institution	Students	Award Amount
EASTERN MICHIGAN UNIVERSITY	1	\$5,535.00
FERRIS STATE UNIVERSITY	1	\$10,465.00
GRAND VALLEY STATE UNIVERSITY	1	\$14,366.00
MACOMB COMMUNITY COLLEGE	1	\$3,120.00
MICHIGAN STATE UNIVERSITY	1	\$14,750.00
MID MICHIGAN COLLEGE	1	\$822.00
OAKLAND COMMUNITY COLLEGE	1	\$1,683.00
OAKLAND UNIVERSITY	4	\$33,057.75
Totals	11	\$83,798.75

STG Funds Awarded by Sector



STG Student Recipients by Sector



Sector	Funds Awarded	Student Recipients
Community Colleges	\$5,625.00	3
Private/Independent Institutions	-	-
Public Universities	\$78,173.75	8

TUITION INCENTIVE PROGRAM (TIP)

The program pays for the first two years of college tuition and beyond for eligible students. Eligible students are those who have or have had Medicaid coverage for 24 months within a 36-month period as identified by the Michigan Department of Health and Human Services.

Citation
Public Act 86 of 2021

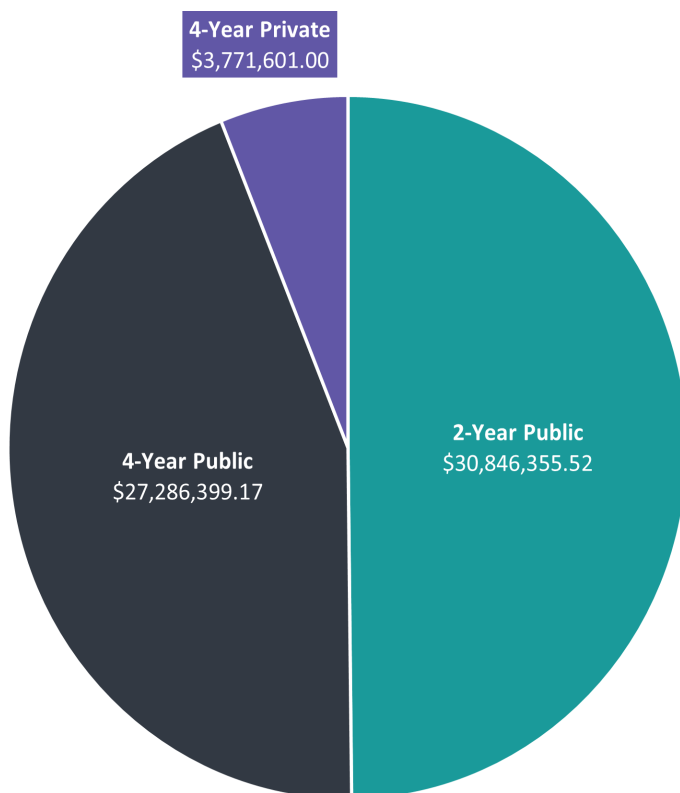
TIP Awards By Institution

Institution	Students	Award Amount
ADRIAN COLLEGE	173	\$417,824.00
ALBION COLLEGE	66	\$60,500.00
ALMA COLLEGE	71	\$64,000.00
ALPENA COMMUNITY COLLEGE	144	\$569,516.00
ANDREWS UNIVERSITY	12	\$11,000.00
AQUINAS COLLEGE	54	\$48,000.00
BAKER COLLEGE	313	\$616,879.00
BAY COLLEGE	154	\$574,395.00
BAY MILLS COMMUNITY COLLEGE	25	\$29,875.00
CALVIN UNIVERSITY	29	\$25,500.00
CENTRAL MICHIGAN UNIVERSITY	524	\$455,444.00
CLEARY UNIVERSITY	41	\$101,827.00
COLLEGE FOR CREATIVE STUDIES	42	\$33,500.00
COMPASS COLLEGE OF CINEMATIC ARTS	10	\$28,367.00
CONCORDIA UNIVERSITY	23	\$16,000.00
CORNERSTONE UNIVERSITY	152	\$264,976.00
DAVENPORT UNIVERSITY	241	\$415,512.00
DELTA COLLEGE	872	\$2,243,257.00
EASTERN MICHIGAN UNIVERSITY	501	\$409,500.00
FERRIS STATE UNIVERSITY	1656	\$11,912,791.00
FINLANDIA UNIVERSITY	43	\$129,929.00
GLEN OAKS COMMUNITY COLLEGE	109	\$301,192.00
GOGEBIC COMMUNITY COLLEGE	72	\$239,369.00
GRACE CHRISTIAN UNIVERSITY	58	\$139,988.00
GRAND RAPIDS COMMUNITY COLLEGE	1340	\$3,810,644.13
GRAND VALLEY STATE UNIVERSITY	663	\$587,000.00
GREAT LAKES CHRISTIAN COLLEGE	31	\$71,370.00
HENRY FORD COLLEGE	2225	\$4,219,409.11
HOPE COLLEGE	66	\$52,000.00
JACKSON COLLEGE	387	\$1,257,757.00

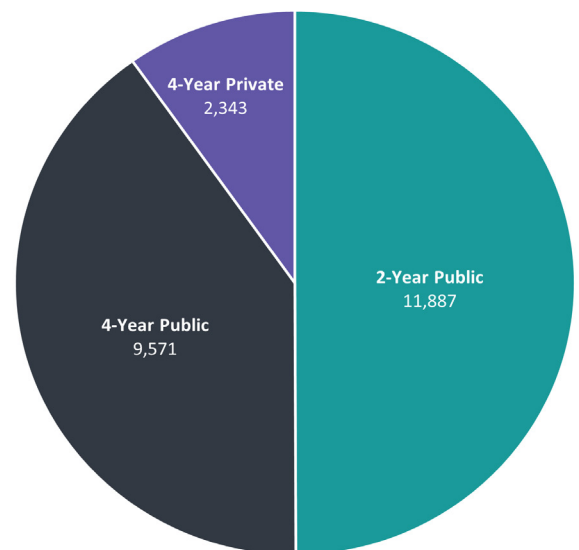
Institution	Students	Award Amount
KALAMAZOO COLLEGE	20	\$19,333.00
KALAMAZOO VALLEY COMMUNITY COLLEGE	289	\$739,056.74
KELLOGG COMMUNITY COLLEGE	142	\$437,952.00
KETTERING UNIVERSITY	53	\$45,000.00
KEWEENAW BAY OJIBWA COMMUNITY COLLEGE	6	\$20,115.00
KIRTLAND COMMUNITY COLLEGE	137	\$379,677.00
KUYPER COLLEGE	8	\$5,500.00
LAKE MICHIGAN COLLEGE	263	\$785,308.00
LAKE SUPERIOR STATE UNIVERSITY	239	\$2,166,773.00
LANSING COMMUNITY COLLEGE	779	\$2,058,764.25
LAWRENCE TECHNOLOGICAL UNIVERSITY	100	\$166,528.00
MACOMB COMMUNITY COLLEGE	314	\$628,017.53
MADONNA UNIVERSITY	95	\$92,398.00
MICHIGAN STATE UNIVERSITY	1402	\$1,424,232.00
MICHIGAN TECHNOLOGICAL UNIVERSITY	337	\$2,571,098.28
MID MICHIGAN COLLEGE	378	\$1,286,359.50
MONROE COUNTY COMMUNITY COLLEGE	157	\$366,048.00
MONTCALM COMMUNITY COLLEGE	140	\$354,866.50
MOTT COMMUNITY COLLEGE	365	\$1,042,625.06
MUSKEGON COMMUNITY COLLEGE	327	\$994,938.00
NORTH CENTRAL MICHIGAN COLLEGE	190	\$758,168.00
NORTHERN MICHIGAN UNIVERSITY	620	\$4,697,491.89
NORTHWESTERN MICHIGAN COLLEGE	419	\$1,460,041.29
NORTHWOOD UNIVERSITY	139	\$266,380.00
OAKLAND COMMUNITY COLLEGE	198	\$343,505.00
OAKLAND UNIVERSITY	613	\$514,956.00
OLIVET COLLEGE	57	\$50,000.00
ROCHESTER UNIVERSITY	77	\$155,192.00
SAGINAW CHIPPEWA TRIBAL COLLEGE	3	\$2,100.00
SAGINAW VALLEY STATE UNIVERSITY	330	\$268,000.00
SCHOOLCRAFT COLLEGE	474	\$1,255,698.65
SIENA HEIGHTS UNIVERSITY	156	\$298,298.00
SOUTHWESTERN MICHIGAN COLLEGE	228	\$697,715.78
SPRING ARBOR UNIVERSITY	40	\$32,500.00
ST. CLAIR COUNTY COMMUNITY COLLEGE	356	\$1,184,337.70
UNIVERSITY OF DETROIT MERCY	161	\$132,500.00
UNIVERSITY OF MICHIGAN - ANN ARBOR	846	\$729,000.00
UNIVERSITY OF MICHIGAN - DEARBORN	311	\$272,500.00
UNIVERSITY OF MICHIGAN - FLINT	241	\$188,000.00
WALSH COLLEGE	12	\$10,800.00
WASHTENAW COMMUNITY COLLEGE	571	\$1,051,901.98

Institution	Students	Award Amount
WAYNE COUNTY COMMUNITY COLLEGE DISTRICT	715	\$1,492,800.30
WAYNE STATE UNIVERSITY	929	\$768,913.00
WEST SHORE COMMUNITY COLLEGE	108	\$260,945.00
WESTERN MICHIGAN UNIVERSITY	359	\$320,700.00
TOTAL	23,801	\$61,904,355.69

TIP Funds Awarded by Sector



TIP Student Recipients by Sector



Sector Type	Funds Awarded	Student Recipients
Community Colleges	\$30,845,355.52	11,887
Public Universities	\$27,286,399.17	9,571
Private/Public Institutions	\$3,771,601.00	2,343

TUITION INCENTIVE PROGRAM

PHASE I and PHASE II

	Phase I		Phase II	
Institution	Students	Dollars	Students	Dollars
ALPENA COMMUNITY COLLEGE	144	\$569,516.00	-	-
BAY COLLEGE	154	\$574,395.00	-	-
BAY MILLS COMMUNITY COLLEGE	25	\$29,875.00	-	-
DELTA COLLEGE	872	\$2,243,257.00	-	-
GLEN OAKS COMMUNITY COLLEGE	109	\$301,192.00	-	-
GOGEBIC COMMUNITY COLLEGE	72	\$239,369.00	-	-
GRAND RAPIDS COMMUNITY COLLEGE	1,340	\$3,810,644.13	-	-
HENRY FORD COLLEGE	2,225	\$4,219,409.11	-	-
JACKSON COLLEGE	387	\$1,257,757.00	-	-
KALAMAZOO VALLEY COMMUNITY COLLEGE	289	\$739,056.74	-	-
KELLOGG COMMUNITY COLLEGE	142	\$437,952.00	-	-
KEWEENAW BAY OJIBWA COMMUNITY COLLEGE	6	\$20,115.00	-	-
KIRTLAND COMMUNITY COLLEGE	137	\$379,677.00	-	-
LAKE MICHIGAN COLLEGE	263	\$785,308.00	-	-
LANSING COMMUNITY COLLEGE	779	\$2,058,764.25	-	-
MACOMB COMMUNITY COLLEGE	314	\$628,017.53	-	-
MID MICHIGAN COLLEGE	378	\$1,286,359.50	-	-
MONROE COUNTY COMMUNITY COLLEGE	157	\$366,048.00	-	-
MONTCALM COMMUNITY COLLEGE	140	\$354,866.50	-	-
MOTT COMMUNITY COLLEGE	365	\$1,042,625.06	-	-
MUSKEGON COMMUNITY COLLEGE	327	\$994,938.00	-	-
NORTH CENTRAL MICHIGAN COLLEGE	190	\$758,168.00	-	-
NORTHWESTERN MICHIGAN COLLEGE	417	\$1,458,041.29	2	\$2,000.00
OAKLAND COMMUNITY COLLEGE	198	\$343,505.00	-	-
SAGINAW CHIPPEWA TRIBAL COLLEGE	3	\$2,100.00	-	-
SCHOOLCRAFT COLLEGE	469	\$1,251,198.65	5	\$4,500.00
SOUTHWESTERN MICHIGAN COLLEGE	228	\$697,715.78	-	-
ST. CLAIR COUNTY COMMUNITY COLLEGE	356	\$1,184,337.70	-	-
WASHTENAW COMMUNITY COLLEGE	571	\$1,051,901.98	-	-
WAYNE COUNTY COMMUNITY COLLEGE DISTRICT	715	\$1,492,800.30	-	-
WEST SHORE COMMUNITY COLLEGE	108	\$260,945.00	-	-
Community College Totals	11,880	\$30,839,855.52	7	\$6,500.00

	Phase I		Phase II	
Institution	Students	Dollars	Students	Dollars
CENTRAL MICHIGAN UNIVERSITY	-	-	524	\$455,444.00
EASTERN MICHIGAN UNIVERSITY	-	-	501	\$409,500.00
FERRIS STATE UNIVERSITY	1,219	\$11,450,791.00	537	\$462,000.00
GRAND VALLEY STATE UNIVERSITY	-	-	663	\$587,000.00
LAKE SUPERIOR STATE UNIVERSITY	198	\$2,127,773.00	46	\$39,000.00
MICHIGAN STATE UNIVERSITY	35	\$263,232.00	1,367	\$1,161,000.00
MICHIGAN TECHNOLOGICAL UNIVERSITY	226	\$2,473,598.28	128	\$97,500.00
NORTHERN MICHIGAN UNIVERSITY	474	\$4,549,121.62	180	\$148,370.27
OAKLAND UNIVERSITY	-	-	613	\$514,956.00
SAGINAW VALLEY STATE UNIVERSITY	-	-	330	\$268,000.00
UNIVERSITY OF MICHIGAN - ANN ARBOR	-	-	846	\$729,000.00
UNIVERSITY OF MICHIGAN - DEARBORN	-	-	311	\$272,500.00
UNIVERSITY OF MICHIGAN - FLINT	-	-	241	\$188,000.00
WAYNE STATE UNIVERSITY	-	-	929	\$768,913.00
WESTERN MICHIGAN UNIVERSITY	-	-	359	\$320,700.00
Public 4-Year Totals	2,152	\$20,864,515.90	7,575	\$6,421,883.27
ADRIAN COLLEGE	108	\$361,324.00	65	\$56,500.00
ALBION COLLEGE	-	-	66	\$60,500.00
ALMA COLLEGE	-	-	71	\$64,000.00
ANDREWS UNIVERSITY	-	-	12	\$11,000.00
AQUINAS COLLEGE	-	-	54	\$48,000.00
BAKER COLLEGE	221	\$532,810.00	94	\$84,069.00
CALVIN UNIVERSITY	-	-	29	\$25,500.00
CLEARY UNIVERSITY	33	\$93,327.00	13	\$8,500.00
COLLEGE FOR CREATIVE STUDIES	-	-	42	\$33,500.00
COMPASS COLLEGE OF CINEMATIC ARTS	10	\$28,367.00	0	\$0.00
CONCORDIA UNIVERSITY	-	-	23	\$16,000.00
CORNERSTONE UNIVERSITY	108	\$222,976.00	51	\$42,000.00
DAVENPORT UNIVERSITY	109	\$285,012.00	144	\$130,500.00
FINLANDIA UNIVERSITY	35	\$121,929.00	8	\$8,000.00
GRACE CHRISTIAN UNIVERSITY	37	\$118,988.00	24	\$21,000.00
GREAT LAKES CHRISTIAN COLLEGE	24	\$64,870.00	9	\$6,500.00
HOPE COLLEGE	-	-	66	\$52,000.00
KALAMAZOO COLLEGE	-	-	20	\$19,333.00
KETTERING UNIVERSITY	-	-	53	\$45,000.00
KUYPER COLLEGE	-	-	8	\$5,500.00
LAWRENCE TECHNOLOGICAL UNIVERSITY	71	\$143,028.00	30	\$23,500.00
MADONNA UNIVERSITY	12	\$24,898.00	84	\$67,500.00
NORTHWOOD UNIVERSITY	68	\$195,880.00	87	\$70,500.00

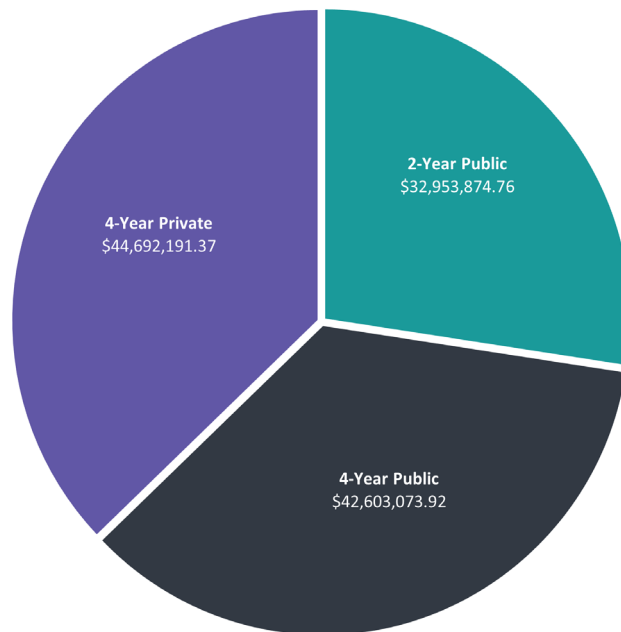
	Phase I		Phase II	
Institution	Students	Dollars	Students	Dollars
OLIVET COLLEGE	-	-	57	\$50,000.00
ROCHESTER UNIVERSITY	45	\$123,192.00	36	\$32,000.00
SIENA HEIGHTS UNIVERSITY	82	\$227,298.00	82	\$71,000.00
SPRING ARBOR UNIVERSITY	-	-	40	\$32,500.00
UNIVERSITY OF DETROIT MERCY	-	-	161	\$132,500.00
WALSH COLLEGE	-	-	12	\$10,800.00
Independent 4-Year Totals	963	\$2,543,899.00	1,441	\$1,227,702.00
Grand Totals - All Sectors	14,995	\$52,248,270.42	9,023	\$7,656,085.27

Footnote:

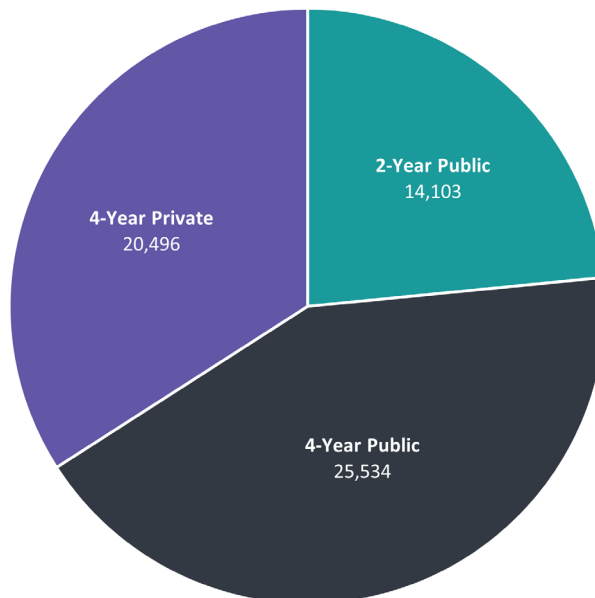
Counts are duplicated due to students moving from Phase I to Phase II.

AWARD TOTALS

Total Funds Awarded, by Sector



Total Student Recipients, by Sector

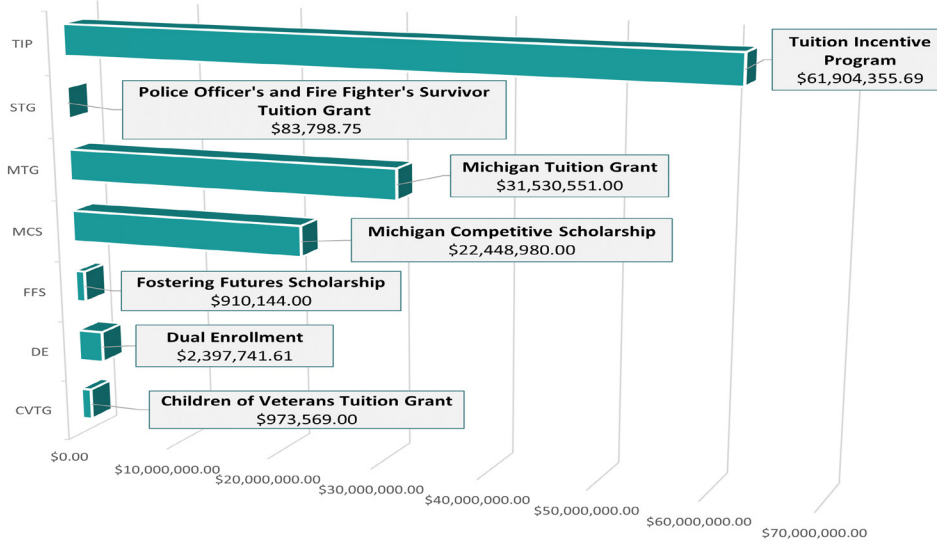


Sector	Funds Awarded	Student Recipients
Community Colleges	\$32,953,874.76	14,103
Private/Independent Institutions	\$44,692,191.37	20,496
Public Universities	\$42,603,073.92	25,534

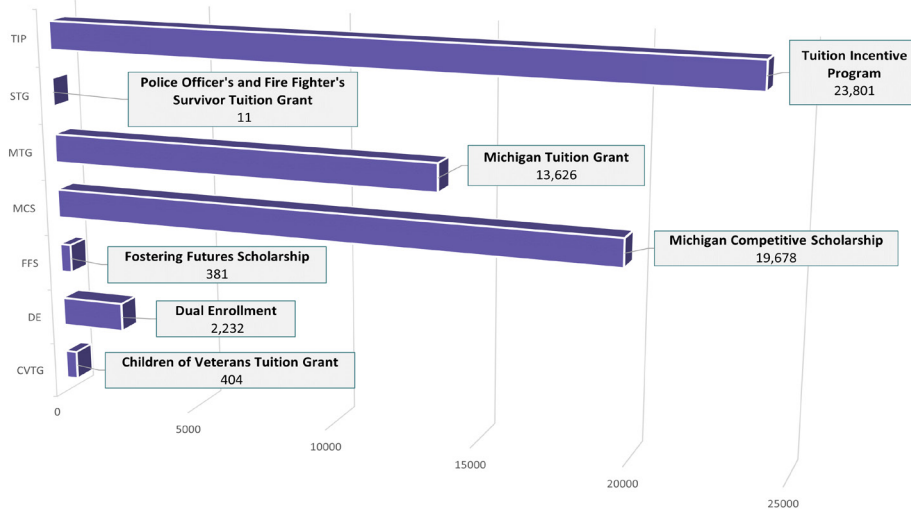
TOTAL PROGRAM AWARDS

ALL INSTITUTION TYPES | FY 2022

Total Funds Awarded to All Institution Types



Total Student Recipients at All Institution Types

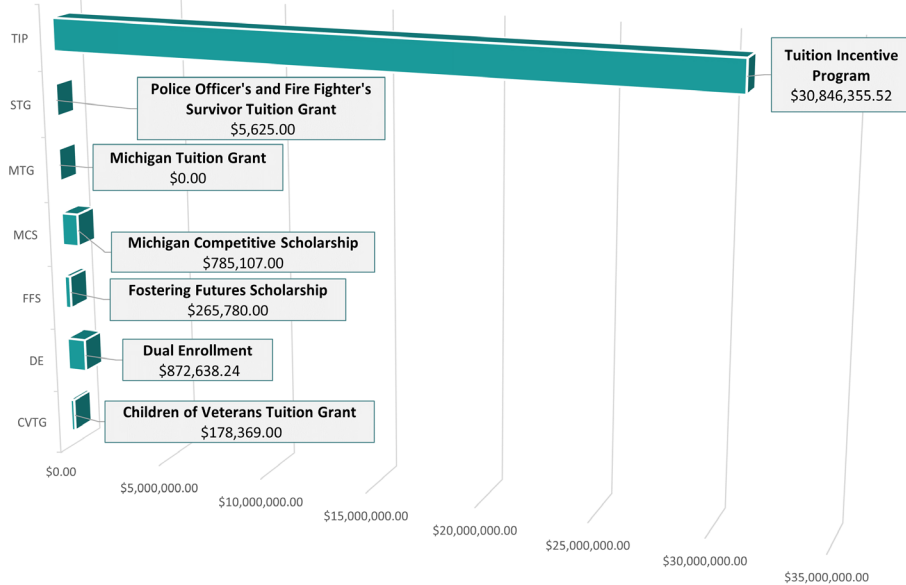


Program Name	Program Acronym	Funds Awarded	Student Recipients
Children of Veterans Tuition Grant	CVTG	\$973,569.00	404
Dual Enrollment	DE	\$2,397,741.61	2,232
Fostering Futures Scholarship	FFS	\$910,144.00	381
Michigan Competitive Scholarship	MCS	\$22,448,980.00	19,678
Michigan Tuition Grant	MTG	\$31,530,551.00	13,626
Police Officer's and Fire Fighter's Survivor Tuition Grant	STG	\$83,798.75	11
Tuition Incentive Program	TIP	\$61,904,355.69	23,801

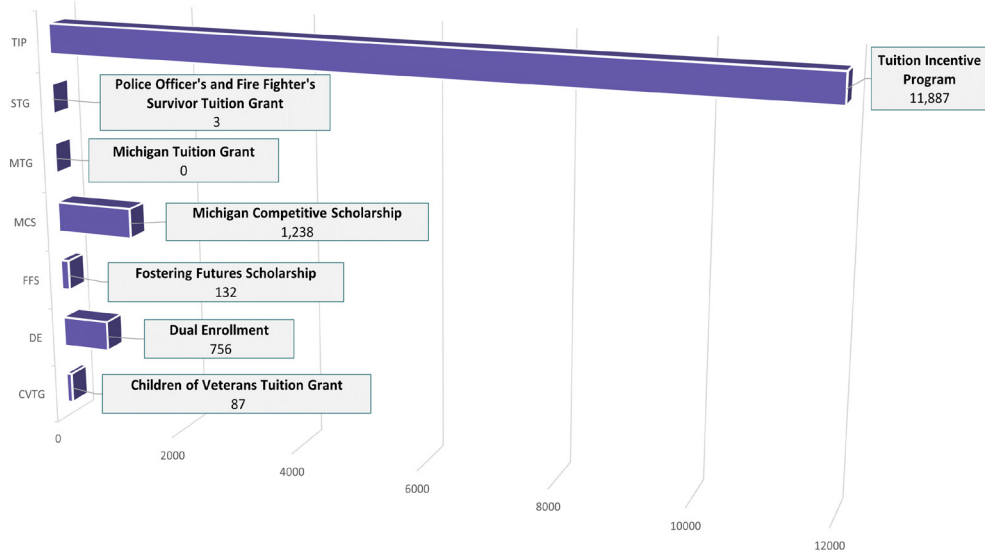
TOTAL PROGRAM AWARDS

COMMUNITY COLLEGES | FY 2022

Total Funds Awarded to Community Colleges



Total Student Recipients at Community Colleges

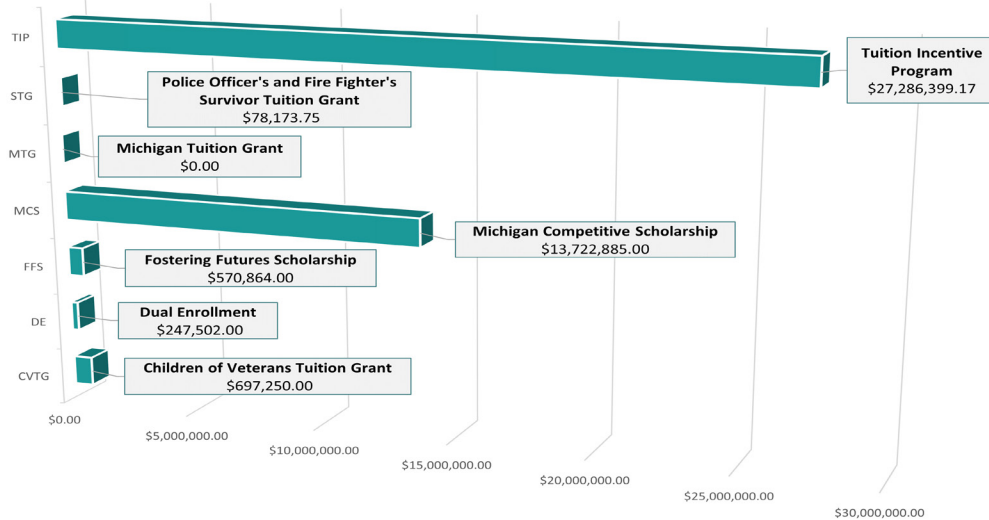


Program Name	Program Acronym	Funds Awarded	Student Recipients
Children of Veterans Tuition Grant	CVTG	\$178,369.00	87
Dual Enrollment	DE	\$872,638.24	756
Fostering Futures Scholarship	FFS	\$265,780.00	132
Michigan Competitive Scholarship	MCS	\$785,107.00	1,238
Michigan Tuition Grant	MTG	-	-
Police Officer's and Fire Fighter's Survivor Tuition Grant	STG	\$5,625.00	3
Tuition Incentive Program	TIP	\$30,846,355.52	11,887

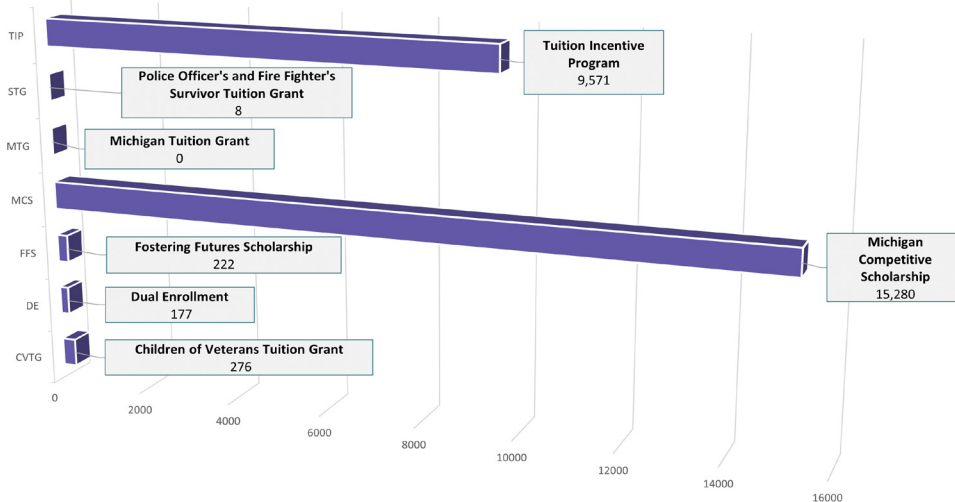
TOTAL PROGRAM AWARDS

PUBLIC UNIVERSITIES | FY 2022

Total Funds Awarded to Public Universities



Total Student Recipients at Public Universities

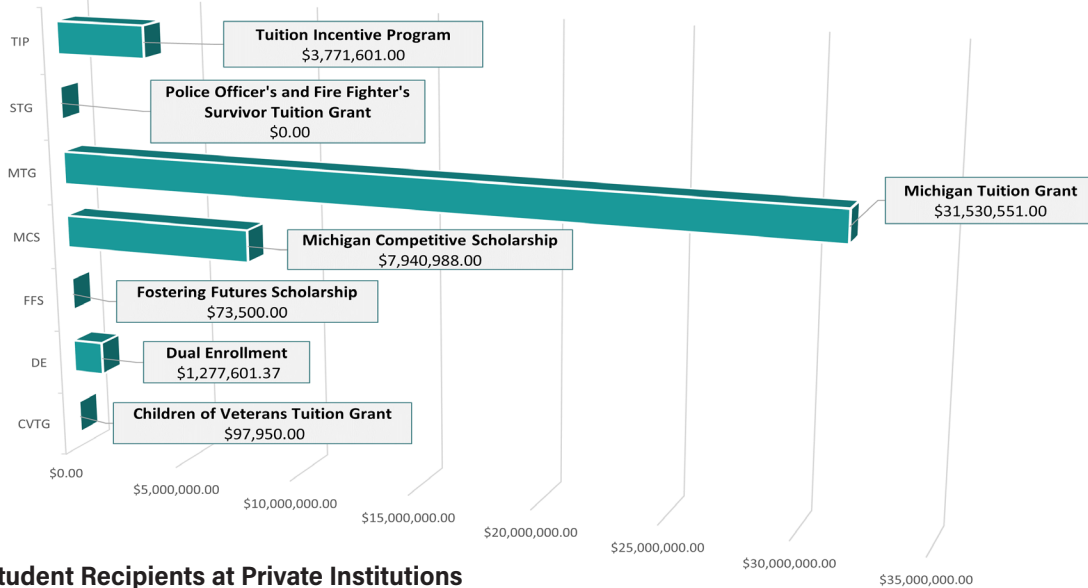


Program Name	Program Acronym	Funds Awarded	Student Recipients
Children of Veterans Tuition Grant	CVTG	\$697,250.00	276
Dual Enrollment	DE	\$247,502.00	177
Fostering Futures Scholarship	FFS	\$570,864.00	222
Michigan Competitive Scholarship	MCS	\$13,722,885.00	15,280
Michigan Tuition Grant	MTG	-	-
Police Officer's and Fire Fighter's Survivor Tuition Grant	STG	\$78,173.75	8
Tuition Incentive Program	TIP	\$27,286,399.17	9,571

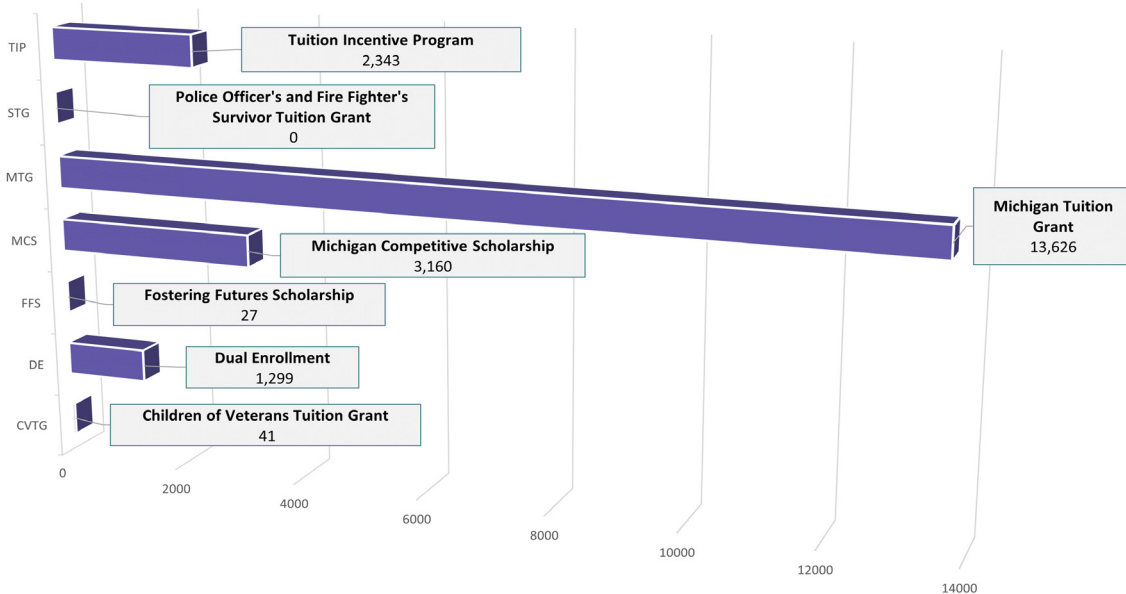
TOTAL PROGRAM AWARDS

PRIVATE INSTITUTIONS | FY 2022

Total Funds Awarded to Private Institutions



Total Student Recipients at Private Institutions



Program Name	Program Acronym	Funds Awarded	Student Recipients
Children of Veterans Tuition Grant	CVTG	\$97,950.00	41
Dual Enrollment	DE	\$1,277,601.37	1,299
Fostering Futures Scholarship	FFS	\$73,500.00	27
Michigan Competitive Scholarship	MCS	\$7,940,988.00	3,160
Michigan Tuition Grant	MTG	\$31,530,551.00	13,626
Police Officer's and Fire Fighter's Survivor Tuition Grant	STG	\$0.00	-
Tuition Incentive Program	TIP	\$3,771,601.00	2,343