



State Scholarships and Grants Annual Report
Office of Higher Education
Michigan Department of Lifelong Education,
Advancement, and Potential

February 15, 2025



Office of
Higher
Education

MiLEAP@Michigan.gov
michigan.gov/MiLEAP



STATE OF MICHIGAN
DEPARTMENT OF
LIFELONG EDUCATION, ADVANCEMENT, AND POTENTIAL

LANSING

GRETCHEN WHITMER
GOVERNOR

DR. BEVERLY WALKER-GRIFFEA
DIRECTOR

February 2025

I am pleased to share an update with you about our shared efforts to lower the cost of college and put a skill certificate or college degree within reach for many more Michiganders.

In 2019, the state adopted its first-ever attainment goal – Sixty by 30. To meet the demands of today’s economy, we committed to increasing the number of people in Michigan with a skill certificate or college degree to 60% by 2030. Together we are making real progress. Today, 51.8% of Michiganders have a postsecondary credential, an increase of six percentage points since setting the goal.

A central part of our strategy to drive credential attainment is by significantly lowering the cost of college. Over the past six years, the State of Michigan has launched five new scholarships:

- Michigan Reconnect and Futures for Frontliners offer adults tuition-free pathways to earn skill certificates or degrees at their local community college,
- Michigan Achievement Scholarship provides all recent high school graduates a low or no cost pathway to attend their local community college through the Community College Guarantee program and saves students earning a bachelor’s degree at a 4-year public or private institution up to \$27,500 over five years, and
- MI Future Educator Fellowship and Stipend lower the cost to become a teacher in Michigan by up to \$30,000 over three years.

In academic year 2023-2024, **117,336 students** were awarded a state scholarship saving them **\$375,425,793.92**. This report provides a summary of awards by program and at participating institutions. To view data from the current academic year, please visit the [Michigan Higher Education Data Sharing Center](#). Students and institutions can also view real-time data through our online scholarship data management system, MiSSG.

Thank you for your continued partnership in pursuing Sixty by 30 and building a more prosperous Michigan.

Sincerely,

Michelle Richard, Deputy Director
Office of Higher Education
MiLEAP

Table of Contents

| | | |
|------|--|-----------|
| I. | <u>Background</u> | (page 4) |
| II. | <u>About This Data</u> | (page 5) |
| III. | <u>Total # and \$ Awarded for All Student Aid Programs</u> | (page 6) |
| | a. Overall Totals by Institution Type | |
| | b. Overall Totals by Student Aid Program | |
| | c. Overall Totals by Institution Type and Student Aid Program | |
| | d. Community College Data | |
| | e. Private Institution Data | |
| | f. Public Institution Data | |
| | g. Training Provider Data | |
| IV. | <u>Children of Veterans Tuition Grant (CVTG)</u> | (page 14) |
| | a. Data Summary by Institution Type | |
| | b. Community College Data | |
| | c. Private Institution Data | |
| | d. Public Institution Data | |
| V. | <u>Dual Enrollment (DE)</u> | (page 17) |
| | a. Data Summary by Institution Type | |
| | b. Community College Data | |
| | c. Private Institution Data | |
| | d. Public Institution Data | |
| VI. | <u>Fostering Futures Scholarship (FFS)</u> | (page 20) |
| | a. Revenue Raised and Donor Information | |
| | b. Data Summary by Institution Type | |
| | c. Community College Data | |
| | d. Private Institution Data | |
| | e. Public Institution Data | |
| VII. | <u>Futures for Frontliners (F4F)</u> | (page 24) |
| | a. Community College Data | |

- VIII. [Michigan Achievement Scholarship \(Achievement\)](#) (page 26)**
- a. Data Summary by Institution Type
 - b. Community College Data
 - c. Private Institution Data
 - d. Public Institution Data
 - e. Reasons Students Not Awarded
 - f. Michigan Achievement Skills Scholarship (Skills)
- IX. [Michigan Competitive Scholarship \(MCS\) and Michigan Tuition Grant \(MTG\)](#) (page 34)**
- a. Data Summary by Institution Type
 - b. Community College Data
 - c. Private Institution Data (Includes MTG)
 - d. Public Institution Data
 - e. Year-over-Year MCS and MTG # Students Served
- X. [MI Future Educator Fellowship Program \(Fellowship\)](#) (page 38)**
- a. Data Summary by Institution Type
 - b. Community College Data
 - c. Private Institution Data
 - d. Public Institution Data
 - e. Awards Converted to Loans
- XI. [MI Future Educator Stipend Program \(Stipend\)](#) (page 42)**
- a. Data Summary by Institution Type
 - b. Private Institution Data
 - c. Public Institution Data
- XII. [MI GEAR UP](#) (page 44)**
- a. Data Summary by Institution Type
 - b. Community College Data
 - c. Private Institution Data
 - d. Public Institution Data
- XIII. [Michigan Reconnect \(Reconnect\)](#) (page 46)**
- a. Community College Data

- XIV. [Michigan Reconnect Expansion \(Reconnect 21\)](#) (page 48)**
- a. Community College Data**
- XV. [Police Officer’s and Fire Fighter’s Survivor Tuition Grant \(STG\)](#) (page 50)**
- a. Data Summary by Institution Type**
 - b. Community College Data**
 - c. Public Institution Data**
- XVI. [Tuition Incentive Program \(TIP\)](#) (page 52)**
- a. Data Summary by Institution Type**
 - b. Community College Data**
 - c. Private Institution Data**
 - d. Public Institution Data**
 - e. Phase I and Phase II Payment Data**

Background

Every Michigander deserves a path to prosperity, and as our economy continues to change, more and more good paying jobs require education after high school. In fall 2024, the Michigan Center for Data Analytics released the state's Hot 50 Job Outlook through 2032, which identifies the fastest growing careers with competitive wages. This year, 42 of the top 50 jobs require a bachelor's degree or higher—up from 37 in the 2030 outlook. To meet this demand for talent, Michigan must continue its bold strategy to increase college going and attainment.

In 2019, Governor Whitmer set Michigan's first statewide attainment goal – Sixty by 30. The goal challenges Michigan to ensure 60% of working age adults earn a skill certificate or degree by 2030. When the goal was set, 45.1% of Michiganders had a skill certificate or degree. Since then, attainment in Michigan has increased to 51.8%, and there is bipartisan support to keep going.

A central part of Michigan's strategy to increase attainment has been lowering the cost of college. The Office of Higher Education at the Michigan Department of Lifelong Education, Advancement, and Potential (MiLEAP) administers state-funded student financial aid. This includes:

- setting policy to ensure eligible students receive aid consistent with program guidelines,
- collaborating with participating institutions to identify students eligible for state financial aid to maximize utilization,
- providing exceptional personalized customer service through our outreach resources and administration of student aid to support students pursuing their postsecondary education,
- partnering with high school counselors and community partners to encourage students to complete the Free Application for Federal Student Aid (FAFSA) and learn more about state financial aid programs, and
- fostering data-driven organizational excellence in the administration of student aid programs.

During academic year 2023-2024, **117,336 students** saved **\$375,425,793.92** by receiving State-funded student financial aid.

This Annual Report provides detailed information about the state-funded student financial aid programs administered by MiLEAP Office of Higher Education, including funds awarded and students served by program during fiscal year 2024 (academic year 2023-2024).

About This Data

- The data provided in this report comes from MiLEAP Office of Higher Education’s MiSSG Data Management System and was extracted on **January 02, 2025**.
- *For Michigan Reconnect, Reconnect 21, and Futures for Frontliners (F4F) only*, a student is considered awarded if they received at least \$0.01, **or** if they met the eligibility criteria for the scholarship but did not receive funding due to other scholarships or grants covering their tuition.
 - *For all other state student aid programs* included in this report, a student is considered an award recipient if they received at least \$0.01.
- For additional postsecondary data resources, including current academic year data dashboards for some of the larger State of Michigan student aid programs, visit the [Michigan Higher Education Data Sharing Center](#).

Total # and \$ Awarded for All State-Funded Student Aid

Section below provides data summary on the total # and \$ amounts awarded for all state-funded student aid programs administered by MiLEAP Office of Higher Education, disaggregated by institution and funding source. This includes the following student aid programs:

- Children of Veterans Tuition Grant (CVTG),
- Dual Enrollment (DE) for Non-Public Schools,
- Fostering Futures Scholarship (FFS),
- Futures for Frontliners (F4F),
- Michigan Achievement Scholarship (Achievement),
- Michigan Achievement Skills Scholarship (Skills),
- Michigan Competitive Scholarship (MCS),
- Michigan Future Educator Fellowship (Fellowship),
- Michigan Future Educator Stipend (Stipend),
- Michigan Reconnect (Reconnect),
- Michigan Reconnect Expansion (Reconnect 21),
- Michigan Tuition Grant (MTG),
- MI GEAR UP,
- Police Officer’s and Fire Fighter’s Survivor Tuition Grant (STG), and
- Tuition Incentive Program (TIP).

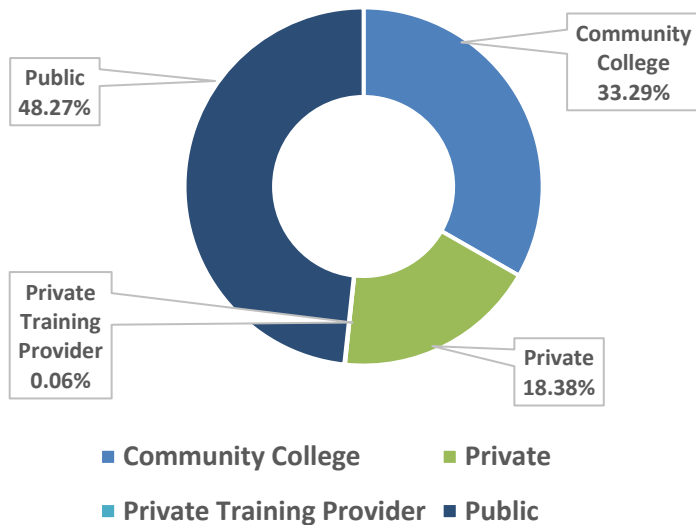
NOTE: A student is considered an award recipient if they received at least \$0.01 for any program. For Michigan Reconnect, Reconnect 21, and Futures for Frontliners (F4F) only, a student is considered awarded if they received at least \$0.01, **or** if they met the eligibility criteria for the scholarship but did not receive funding due to other scholarships or grants covering their tuition.

Overall Totals by Institution Type

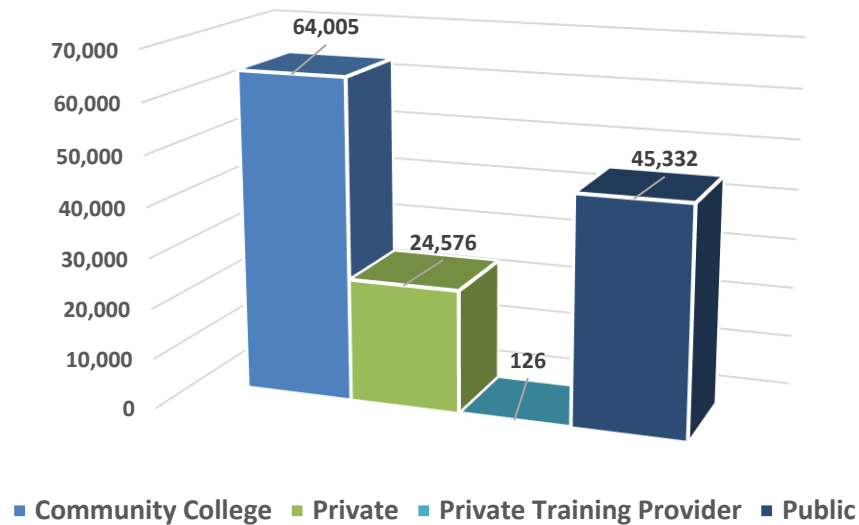
| # and \$ Total Awarded by Institution Type – All Student Aid Programs | | |
|--|-------------------|-------------------------|
| Institution Type | # Awarded* | \$ Total Awarded |
| Community College | 64,005 | \$124,960,641.50 |
| Private | 24,576 | \$68,986,168.72 |
| Private Training Provider | 126 | \$242,535.00 |
| Public | 45,332 | \$181,236,448.70 |
| Grand Total | 134,039 | \$375,425,793.92 |

*Some students may have received multiple student aid scholarships or may have been awarded at a different institution from one semester/term to the next; therefore, the # Awarded in the table above includes these student duplicate counts. The overall unique count of students awarded during academic year 2023-2024 is **117,336 students**.

\$ Award Distribution by Institution Type



Awarded by Institution Type



Overall Totals by Student Aid Program

| # and \$ Total Awarded for All Student Aid Programs – Unique Student Counts | | |
|---|-------------|------------------|
| Student Aid Program | # Students* | \$ Total Awarded |
| Children of Veterans Tuition Grant (CVTG) | 518 | \$1,285,458.00 |
| Dual Enrollment (DE) | 2,209 | \$2,875,280.26 |
| Fostering Futures Scholarship (FFS) | 429 | \$1,040,181.00 |
| Futures for Frontliners (F4F) | 3,956 | \$9,148,064.51 |
| MI Future Educator Fellowship (Fellowship) | 2,605 | \$22,856,645.43 |
| MI Future Educator Stipend (Stipend) | 2,658 | \$30,681,600.00 |
| MI GEAR UP | 104 | \$196,641.00 |
| Michigan Achievement Scholarship (Achievement) | 28,706 | \$110,407,355.13 |
| Michigan Achievement Skills Scholarship (Skills) | 144 | \$274,193.00 |
| Michigan Competitive Scholarship (MCS) | 12,576 | \$19,178,841.00 |
| Michigan Reconnect (Reconnect) | 26,755 | \$36,187,022.76 |
| Michigan Reconnect Expansion (Reconnect 21) | 6,335 | \$10,939,339.52 |
| Michigan Tuition Grant (MTG) | 13,917 | \$35,896,571.00 |
| Survivor Tuition Grant (STG) | 24 | \$334,163.13 |
| Tuition Incentive Program (TIP) | 32,506 | \$94,124,438.18 |

*Some students may have been awarded at a different institution from one semester/term to the next within academic year 2023-2024. The # Students by student aid program represent the unique count of students awarded for each scholarship, removing any duplicates.

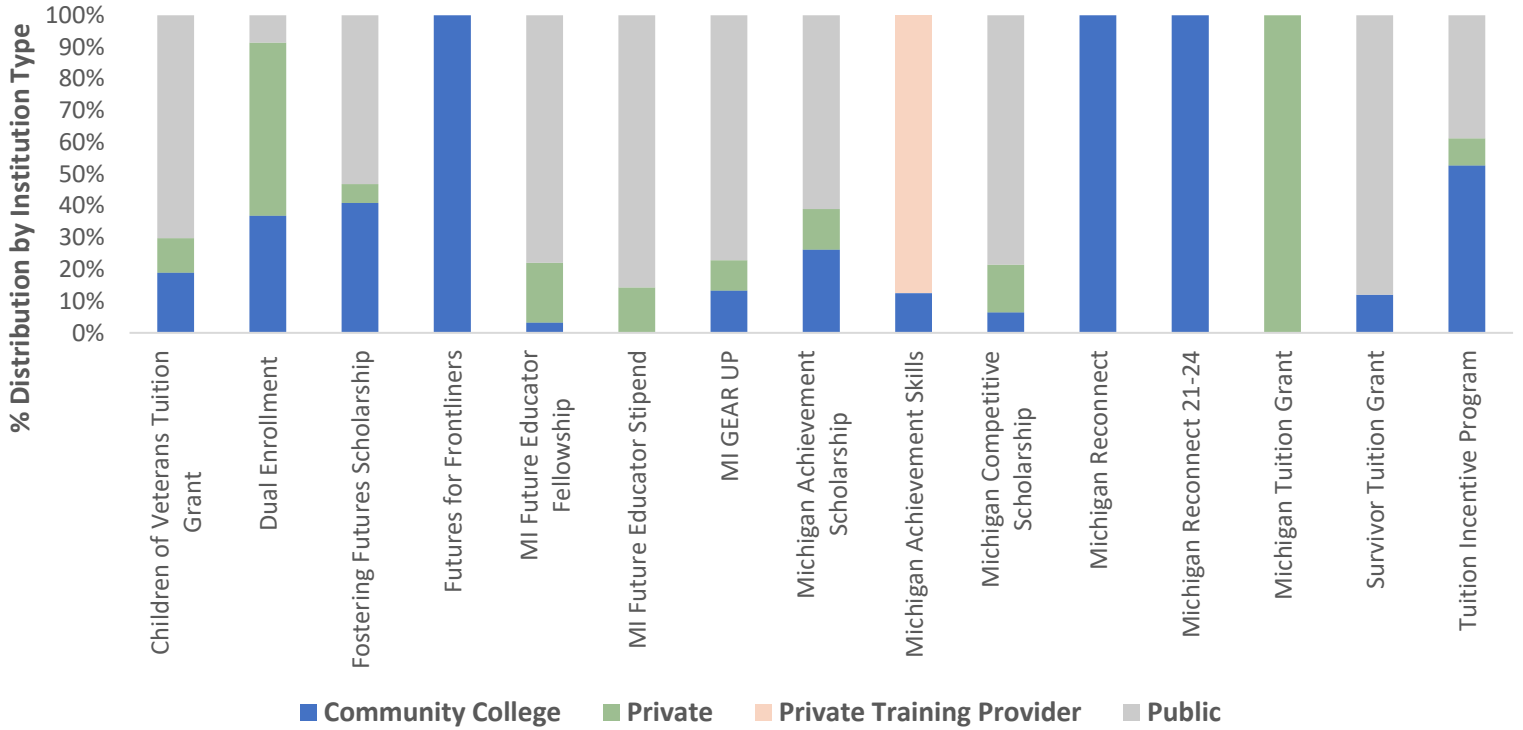
Overall Totals by Institution Type and Student Aid Program

| # Awarded* by Institution Type and Student Aid Program | | | | | |
|---|--------------------------|----------------|----------------------------------|---------------|--------------|
| Program | Community College | Private | Private Training Provider | Public | TOTAL |
| Children of Veterans Tuition Grant | 99 | 57 | | 368 | 524 |
| Dual Enrollment | 879 | 1,299 | | 204 | 2,382 |
| Fostering Futures Scholarship | 180 | 26 | | 234 | 440 |
| Futures for Frontliners | 3,963 | | | | 3,963 |
| MI Future Educator Fellowship | 84 | 492 | | 2,031 | 2,607 |
| MI Future Educator Stipend | | 381 | | 2,277 | 2,658 |
| MI GEAR UP | 14 | 10 | | 81 | 105 |
| Michigan Achievement Scholarship | 7,546 | 3,689 | | 17,589 | 28,824 |
| Michigan Achievement Skills Scholarship | 18 | | 126 | | 144 |
| Michigan Competitive Scholarship | 811 | 1,888 | | 9,890 | 12,589 |
| Michigan Reconnect | 26,878 | | | | 26,878 |
| Michigan Reconnect Expansion | 6,349 | | | | 6,349 |
| Michigan Tuition Grant | | 13,935 | | | 13,935 |
| Survivor Tuition Grant | 3 | | | 22 | 25 |
| Tuition Incentive Program | 17,181 | 2,799 | | 12,636 | 32,616 |

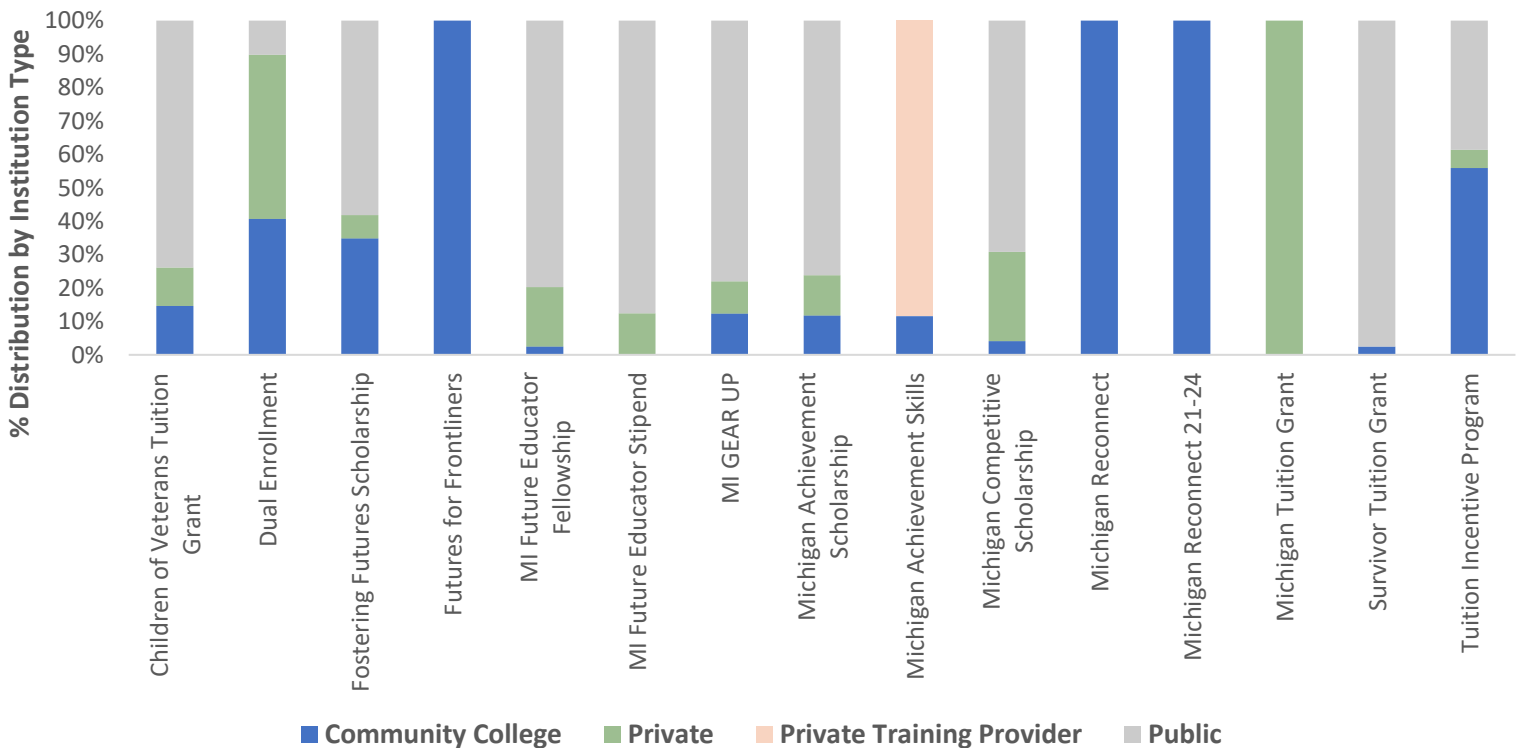
*Some students may have received multiple student aid scholarships or may have been awarded at a different institution type from one semester/term to the next; therefore, the # Awarded in the table above includes these student duplicate counts.

| \$ Total Awarded by Institution Type and Student Aid Program | | | | | |
|---|--------------------------|-----------------|----------------------------------|-----------------|------------------|
| Program | Community College | Private | Private Training Provider | Public | TOTAL |
| Children of Veterans Tuition Grant | \$188,439.00 | \$147,000.00 | | \$950,019.00 | \$1,285,458.00 |
| Dual Enrollment | \$1,170,303.42 | \$1,410,489.72 | | \$294,487.12 | \$2,875,280.26 |
| Fostering Futures Scholarship | \$362,380.00 | \$72,515.00 | | \$605,286.00 | \$1,040,181.00 |
| Futures for Frontliners | \$9,148,064.51 | | | | \$9,148,064.51 |
| MI Future Educator Fellowship | \$567,925.50 | \$4,065,399.00 | | \$18,223,320.93 | \$22,856,645.43 |
| MI Future Educator Stipend | | \$3,820,800.00 | | \$26,860,800.00 | \$30,681,600.00 |
| MI GEAR UP | \$24,200.00 | \$19,000.00 | | \$153,441.00 | \$196,641.00 |
| Michigan Achievement Scholarship | \$12,939,312.90 | \$13,328,562.00 | | \$84,139,480.23 | \$110,407,355.13 |
| Michigan Achievement Skills Scholarship | \$31,658.00 | | \$242,535.00 | | \$274,193.00 |
| Michigan Competitive Scholarship | \$776,490.00 | \$5,137,981.00 | | \$13,264,370.00 | \$19,178,841.00 |
| Michigan Reconnect | \$36,187,022.76 | | | | \$36,187,022.76 |
| Michigan Reconnect Expansion | \$10,939,339.52 | | | | \$10,939,339.52 |
| Michigan Tuition Grant | | \$35,896,571.00 | | | \$35,896,571.00 |
| Survivor Tuition Grant | \$8,124.24 | | | \$326,038.89 | \$334,163.13 |
| Tuition Incentive Program | \$52,617,381.65 | \$5,087,851.00 | | \$36,419,205.53 | \$94,124,438.18 |

Awarded by Institution Type and Student Aid Program



\$ Total Awarded Distribution by Institution Type and Student Aid Program



Community College Data

| # and \$ Total Awarded at Community Colleges | | |
|---|------------------|-------------------------|
| Institution | # Awarded | \$ Total Awarded |
| ALPENA COMMUNITY COLLEGE | 419 | \$1,333,513.30 |
| BAY COLLEGE | 600 | \$1,592,777.00 |
| BAY MILLS COMMUNITY COLLEGE | 162 | \$95,316.04 |
| DELTA COLLEGE | 4,764 | \$8,822,033.83 |
| GLEN OAKS COMMUNITY COLLEGE | 446 | \$1,054,737.12 |
| GOGEBIC COMMUNITY COLLEGE | 348 | \$808,904.00 |
| GRAND RAPIDS COMMUNITY COLLEGE | 5,472 | \$11,207,220.83 |
| HENRY FORD COLLEGE | 5,636 | \$12,438,988.49 |
| JACKSON COLLEGE | 2,607 | \$6,887,627.22 |
| KALAMAZOO VALLEY COMMUNITY COLLEGE | 2,343 | \$3,762,782.96 |
| KELLOGG COMMUNITY COLLEGE | 1,933 | \$3,519,312.73 |
| KEWEENAW BAY OJIBWA COMMUNITY COLLEGE | 93 | \$308,335.00 |
| KIRTLAND COMMUNITY COLLEGE | 666 | \$1,658,641.00 |
| LAKE MICHIGAN COLLEGE | 990 | \$2,102,244.50 |
| LANSING COMMUNITY COLLEGE | 3,907 | \$7,941,596.12 |
| MACOMB COMMUNITY COLLEGE | 4,251 | \$6,721,612.80 |
| MID MICHIGAN COLLEGE | 1,388 | \$3,552,222.43 |
| MONROE COUNTY COMMUNITY COLLEGE | 880 | \$1,391,565.80 |
| MONTCALM COMMUNITY COLLEGE | 668 | \$1,221,656.23 |
| MOTT COMMUNITY COLLEGE | 4,035 | \$8,232,299.13 |
| MUSKEGON COMMUNITY COLLEGE | 1,438 | \$3,546,966.10 |
| NORTH CENTRAL MICHIGAN COLLEGE | 606 | \$1,780,856.68 |
| NORTHWESTERN MICHIGAN COLLEGE | 1,415 | \$3,840,540.18 |
| OAKLAND COMMUNITY COLLEGE | 5,991 | \$7,615,820.76 |
| SAGINAW CHIPPEWA TRIBAL COLLEGE | 9 | \$14,310.00 |
| SCHOOLCRAFT COLLEGE | 3,325 | \$7,541,246.65 |
| SOUTHWESTERN MICHIGAN COLLEGE | 1,011 | \$2,677,294.73 |
| ST. CLAIR COUNTY COMMUNITY COLLEGE | 1,358 | \$4,226,195.43 |
| WASHTENAW COMMUNITY COLLEGE | 3,347 | \$4,203,413.25 |
| WAYNE COUNTY COMMUNITY COLLEGE DISTRICT | 3,496 | \$4,060,591.31 |
| WEST SHORE COMMUNITY COLLEGE | 401 | \$800,019.88 |
| Grand Total | 64,005 | \$124,960,641.50 |

Private Institution Data

| # and \$ Total Awarded at Private Institutions | | |
|---|------------------|-------------------------|
| Institution | # Awarded | \$ Total Awarded |
| #TEACH | 91 | \$611,237.00 |
| ADRIAN COLLEGE | 1,138 | \$3,652,152.00 |
| ALBION COLLEGE | 989 | \$2,845,028.00 |
| ALMA COLLEGE | 957 | \$3,330,352.00 |
| ANDREWS UNIVERSITY | 109 | \$330,843.00 |
| AQUINAS COLLEGE | 799 | \$2,553,530.50 |
| BAKER COLLEGE | 2,051 | \$4,361,023.53 |
| CALVIN UNIVERSITY | 1,364 | \$4,430,470.92 |
| CLEARY UNIVERSITY | 396 | \$962,495.00 |
| COLLEGE FOR CREATIVE STUDIES | 688 | \$1,896,345.00 |
| CONCORDIA UNIVERSITY | 635 | \$2,026,627.00 |
| CORNERSTONE UNIVERSITY | 1,168 | \$3,521,868.93 |
| DAVENPORT UNIVERSITY | 1,974 | \$4,773,048.00 |
| GRACE CHRISTIAN UNIVERSITY | 532 | \$1,146,458.00 |
| GREAT LAKES CHRISTIAN COLLEGE | 138 | \$392,741.00 |
| HOPE COLLEGE | 1,614 | \$5,691,977.00 |
| KALAMAZOO COLLEGE | 493 | \$1,457,586.00 |
| KETTERING UNIVERSITY | 725 | \$1,963,722.00 |
| KUYPER COLLEGE | 186 | \$421,194.11 |
| LAWRENCE TECHNOLOGICAL UNIVERSITY | 1,088 | \$2,589,092.00 |
| MADONNA UNIVERSITY | 1,028 | \$2,767,165.32 |
| MICHIGAN TEACHERS OF TOMORROW | 53 | \$306,780.00 |
| NORTHWOOD UNIVERSITY | 1,022 | \$2,697,968.20 |
| PROFESSIONAL INNOVATORS IN TEACHING | 17 | \$140,000.00 |
| ROCHESTER CHRISTIAN UNIVERSITY | 584 | \$1,652,529.00 |
| SACRED HEART MAJOR SEMINARY | 6 | \$17,000.00 |
| SIENA HEIGHTS UNIVERSITY | 980 | \$2,771,991.45 |
| SPRING ARBOR UNIVERSITY | 695 | \$2,084,363.36 |
| THE UNIVERSITY OF OLIVET | 913 | \$2,610,408.00 |
| UNIVERSITY OF DETROIT MERCY | 1,874 | \$4,623,702.40 |
| WALSH COLLEGE | 269 | \$356,470.00 |
| Grand Total | 24,576 | \$68,986,168.72 |

Public Institution Data

| # and \$ Total Awarded at Public Institutions | | |
|--|------------------|-------------------------|
| Institution | # Awarded | \$ Total Awarded |
| CENTRAL MICHIGAN UNIVERSITY | 2,779 | \$12,038,251.94 |
| EASTERN MICHIGAN UNIVERSITY | 2,686 | \$9,944,155.98 |
| FERRIS STATE UNIVERSITY | 3,316 | \$22,008,070.00 |
| GRAND VALLEY STATE UNIVERSITY | 5,594 | \$25,948,146.50 |
| LAKE SUPERIOR STATE UNIVERSITY | 411 | \$2,698,003.00 |
| MICHIGAN STATE UNIVERSITY | 7,064 | \$24,606,296.00 |
| MICHIGAN TECHNOLOGICAL UNIVERSITY | 1,673 | \$7,940,656.34 |
| NORTHERN MICHIGAN UNIVERSITY | 1,739 | \$10,724,090.91 |
| OAKLAND UNIVERSITY | 3,346 | \$12,626,962.25 |
| SAGINAW VALLEY STATE UNIVERSITY | 2,008 | \$8,710,954.50 |
| UNIVERSITY OF MICHIGAN - ANN ARBOR | 4,437 | \$11,323,499.00 |
| UNIVERSITY OF MICHIGAN - DEARBORN | 2,090 | \$4,677,712.15 |
| UNIVERSITY OF MICHIGAN - FLINT | 985 | \$3,335,279.00 |
| WAYNE STATE UNIVERSITY | 4,906 | \$15,469,043.07 |
| WESTERN MICHIGAN UNIVERSITY | 2,298 | \$9,185,328.06 |
| Grand Total | 45,332 | \$181,236,448.70 |

Training Provider Data

| # and \$ Total Awarded at Private Training Provider | | |
|--|------------------|-------------------------|
| Institution | # Awarded | \$ Total Awarded |
| ABCOTT INSTITUTE | 3 | \$6,000.00 |
| ADVANCED CARE TRAINING FOR HEALTHCARE PROF. | 1 | \$1,070.00 |
| AGAPE HEALTH CARE SCHOOLS - CADILLAC | 1 | \$1,150.00 |
| CARNEGIE INSTITUTE | 5 | \$10,000.00 |
| CENTER FOR MEDICAL TRAINING | 4 | \$6,980.00 |
| COMPU-SHER LEARNING SOLUTIONS | 26 | \$52,000.00 |
| DAVIS TRAINING INSTITUTE | 2 | \$3,000.00 |
| DORSEY COLLEGE - WOODHAVEN | 12 | \$24,000.00 |
| DREAMERS HEALTHCARE INSTITUTE LLC | 1 | \$2,000.00 |
| EDUCATION AND TRAINING CONNECTION - SAGINAW | 2 | \$3,000.00 |
| GENESEE HEALTH CAREERS, LLC | 1 | \$2,000.00 |
| HEART TO HEART HEALTHCARE TRAINING - ESSEXVILLE | 1 | \$1,195.00 |
| HEART TO HEART HEALTHCARE TRAINING - YPSILANTI | 4 | \$4,490.00 |
| MAROSA SCHOOL OF PHLEBOTOMY AND HEALTHCARE | 4 | \$8,000.00 |
| MYLESTONE WORKFORCE ACADEMY | 1 | \$2,000.00 |
| PARRISH ACADEMY | 1 | \$2,000.00 |
| PHLEBOTOMY EXPRESS TRAINING CENTERS LLC | 8 | \$16,000.00 |
| PILLAR OF FIRE SKILLED LEARNING PHLEBOTOMY CTR | 12 | \$24,000.00 |
| PROFESSIONAL EDUCATION SERVICES | 1 | \$1,650.00 |
| ROSS COLLEGE | 6 | \$12,000.00 |
| ROSS MEDICAL EDUCATION CENTER - ANN ARBOR | 1 | \$2,000.00 |
| ROSS MEDICAL EDUCATION CENTER - BRIGHTON | 2 | \$4,000.00 |
| ROSS MEDICAL EDUCATION CENTER - CANTON | 1 | \$2,000.00 |
| ROSS MEDICAL EDUCATION CENTER - DAVISON | 2 | \$4,000.00 |
| ROSS MEDICAL EDUCATION CENTER - FLINT | 2 | \$4,000.00 |
| ROSS MEDICAL EDUCATION CENTER - KENTWOOD | 6 | \$12,000.00 |
| ROSS MEDICAL EDUCATION CENTER - LANSING | 1 | \$2,000.00 |
| ROSS MEDICAL EDUCATION CENTER - MIDLAND | 1 | \$2,000.00 |
| ROSS MEDICAL EDUCATION CENTER - MUSKEGON | 4 | \$8,000.00 |
| ROSS MEDICAL EDUCATION CENTER - NEW BALTIMORE | 1 | \$2,000.00 |
| ROSS MEDICAL EDUCATION CENTER - PORT HURON | 2 | \$4,000.00 |
| ROSS MEDICAL EDUCATION CENTER - PORTAGE | 3 | \$6,000.00 |
| ROSS MEDICAL EDUCATION CENTER - SAGINAW | 2 | \$4,000.00 |
| ROSS MEDICAL EDUCATION CENTER - WARREN | 2 | \$4,000.00 |
| Grand Total | 126 | \$242,535.00 |

Children of Veterans Tuition Grant (CVTG)

The Children of Veterans Tuition Grant (CVTG) provides undergraduate tuition assistance to the natural or adopted children of qualified Michigan veterans who are permanently and totally disabled, missing in action (MIA), or deceased. The CVTG renewable award pays a maximum of \$2,800 per academic year, for up to four academic years or a total of up to \$11,200, or when a student reaches age 26 (whichever comes first).

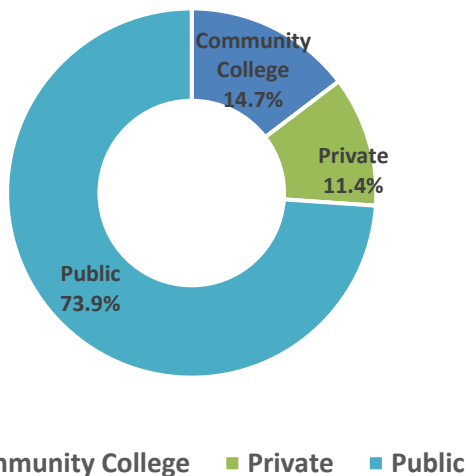
Students must complete an application process and meet other program eligibility requirements to qualify. For program rules and eligibility criteria, visit: michigan.gov/mistudentaid/programs/children-of-veterans-tuitiongrant.

Data Summary by Institution Type

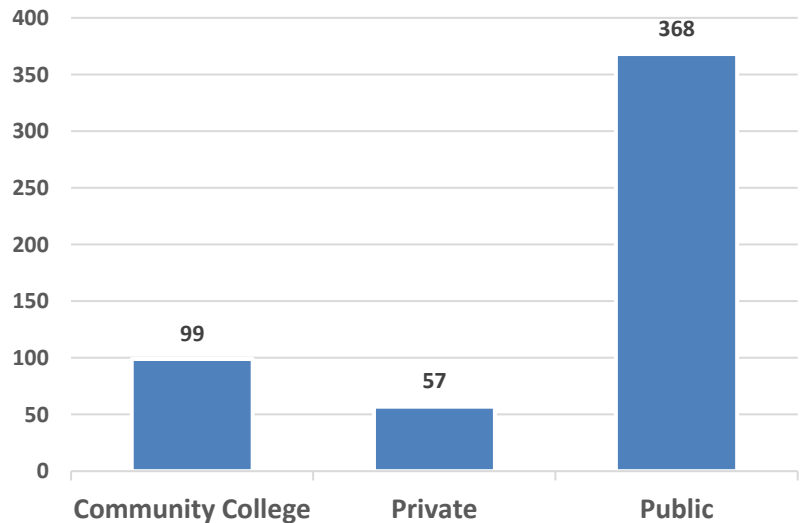
Section below provides data summary by institution type on the total # of students that were awarded the Children of Veterans Tuition Grant (CVTG) and the total \$ amounts awarded. **A student is considered an award recipient if they received at least \$0.01 for this program.**

| # and \$ Total Awarded for Children of Veterans Tuition Grant (CVTG) | | |
|---|------------------|-------------------------|
| Institution Type | # Awarded | \$ Total Awarded |
| Community College | 99 | \$188,439.00 |
| Private | 57 | \$147,000.00 |
| Public | 368 | \$950,019.00 |
| Grand Total | 524 | \$1,285,458.00 |

\$ Award Distribution by Institution Type



Awarded by Institution Type



Community College Data

| # and \$ Total Awarded at Community Colleges | | |
|--|-----------|---------------------|
| Institution | # Awarded | \$ Total Awarded |
| ALPENA COMMUNITY COLLEGE | 3 | \$7,350.00 |
| BAY COLLEGE | 6 | \$13,205.00 |
| DELTA COLLEGE | 15 | \$24,150.00 |
| GRAND RAPIDS COMMUNITY COLLEGE | 7 | \$9,800.00 |
| HENRY FORD COLLEGE | 3 | \$5,600.00 |
| JACKSON COLLEGE | 2 | \$3,500.00 |
| KALAMAZOO VALLEY COMMUNITY COLLEGE | 1 | \$1,400.00 |
| KELLOGG COMMUNITY COLLEGE | 1 | \$2,800.00 |
| KIRTLAND COMMUNITY COLLEGE | 2 | \$5,600.00 |
| LAKE MICHIGAN COLLEGE | 1 | \$2,800.00 |
| LANSING COMMUNITY COLLEGE | 9 | \$17,500.00 |
| MACOMB COMMUNITY COLLEGE | 6 | \$13,300.00 |
| MID MICHIGAN COLLEGE | 2 | \$3,500.00 |
| MONTCALM COMMUNITY COLLEGE | 2 | \$4,090.00 |
| MUSKEGON COMMUNITY COLLEGE | 5 | \$6,650.00 |
| NORTH CENTRAL MICHIGAN COLLEGE | 1 | \$2,800.00 |
| NORTHWESTERN MICHIGAN COLLEGE | 5 | \$13,300.00 |
| OAKLAND COMMUNITY COLLEGE | 3 | \$4,894.00 |
| SCHOOLCRAFT COLLEGE | 6 | \$10,150.00 |
| SOUTHWESTERN MICHIGAN COLLEGE | 3 | \$7,700.00 |
| ST. CLAIR COUNTY COMMUNITY COLLEGE | 4 | \$8,400.00 |
| WASHTENAW COMMUNITY COLLEGE | 10 | \$16,800.00 |
| WAYNE COUNTY COMMUNITY COLLEGE DISTRICT | 1 | \$2,100.00 |
| WEST SHORE COMMUNITY COLLEGE | 1 | \$1,050.00 |
| Grand Total | 99 | \$188,439.00 |

Private Institution Data

| # and \$ Total Awarded at Private Institutions | | |
|--|-----------|------------------|
| Institution | # Awarded | \$ Total Awarded |
| ADRIAN COLLEGE | 3 | \$8,400.00 |
| ALBION COLLEGE | 2 | \$5,600.00 |
| ALMA COLLEGE | 3 | \$8,400.00 |
| AQUINAS COLLEGE | 4 | \$9,800.00 |
| BAKER COLLEGE | 5 | \$9,100.00 |

| | | |
|-----------------------------------|-----------|---------------------|
| CALVIN UNIVERSITY | 2 | \$5,600.00 |
| COLLEGE FOR CREATIVE STUDIES | 4 | \$11,200.00 |
| CONCORDIA UNIVERSITY | 2 | \$5,600.00 |
| CORNERSTONE UNIVERSITY | 3 | \$6,300.00 |
| DAVENPORT UNIVERSITY | 2 | \$5,600.00 |
| HOPE COLLEGE | 1 | \$2,800.00 |
| KETTERING UNIVERSITY | 1 | \$2,800.00 |
| LAWRENCE TECHNOLOGICAL UNIVERSITY | 2 | \$5,600.00 |
| MADONNA UNIVERSITY | 2 | \$5,600.00 |
| NORTHWOOD UNIVERSITY | 3 | \$8,400.00 |
| ROCHESTER CHRISTIAN UNIVERSITY | 2 | \$5,600.00 |
| SIENA HEIGHTS UNIVERSITY | 4 | \$9,800.00 |
| SPRING ARBOR UNIVERSITY | 1 | \$1,400.00 |
| THE UNIVERSITY OF OLIVET | 7 | \$18,200.00 |
| UNIVERSITY OF DETROIT MERCY | 4 | \$11,200.00 |
| Grand Total | 57 | \$147,000.00 |

Public Institution Data

| # and \$ Total Awarded at Public Institutions | | |
|--|------------------|-------------------------|
| Institution | # Awarded | \$ Total Awarded |
| CENTRAL MICHIGAN UNIVERSITY | 37 | \$95,200.00 |
| EASTERN MICHIGAN UNIVERSITY | 23 | \$47,732.00 |
| FERRIS STATE UNIVERSITY | 20 | \$50,400.00 |
| GRAND VALLEY STATE UNIVERSITY | 41 | \$109,900.00 |
| LAKE SUPERIOR STATE UNIVERSITY | 8 | \$19,600.00 |
| MICHIGAN STATE UNIVERSITY | 80 | \$218,750.00 |
| MICHIGAN TECHNOLOGICAL UNIVERSITY | 10 | \$25,200.00 |
| NORTHERN MICHIGAN UNIVERSITY | 29 | \$76,433.00 |
| OAKLAND UNIVERSITY | 21 | \$58,800.00 |
| SAGINAW VALLEY STATE UNIVERSITY | 20 | \$50,866.00 |
| UNIVERSITY OF MICHIGAN - ANN ARBOR | 11 | \$24,500.00 |
| UNIVERSITY OF MICHIGAN - DEARBORN | 4 | \$9,800.00 |
| UNIVERSITY OF MICHIGAN - FLINT | 14 | \$35,700.00 |
| WAYNE STATE UNIVERSITY | 21 | \$51,800.00 |
| WESTERN MICHIGAN UNIVERSITY | 29 | \$75,338.00 |
| Grand Total | 368 | \$950,019.00 |

Dual Enrollment (DE) for Non-Public High Schools

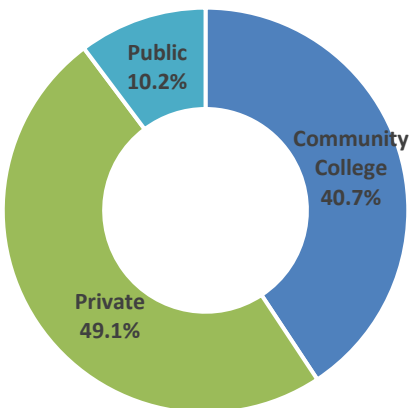
The Dual Enrollment (DE) program allows students from state-approved *non-public high schools* to dual enroll in college courses beginning in their 9th grade enrollment year. The Michigan Department of Education (MDE) approves the invoices submitted by the postsecondary institutions where eligible students attend their dual enrollment courses, and MiLEAP Office of Higher Education pays those institutions on behalf of the students. For program rules and eligibility criteria, visit: michigan.gov/mde/services/flexible-learning/dual-enroll.

Data Summary by Institution Type

Section below provides data summary by institution type on the total # of students that were awarded the Dual Enrollment (DE) and the total \$ amounts awarded. **A student is considered an award recipient if they received at least \$0.01 for this program.**

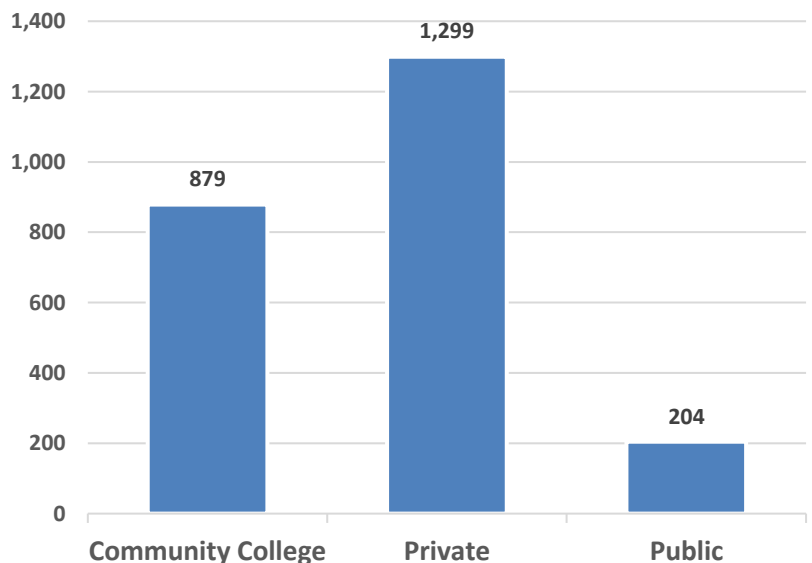
| # and \$ Total Awarded for Dual Enrollment (DE) | | |
|---|--------------|-----------------------|
| Institution Type | # Awarded | \$ Total Awarded |
| Community College | 879 | \$1,170,303.42 |
| Private | 1,299 | \$1,410,489.72 |
| Public | 204 | \$294,487.12 |
| Grand Total | 2,382 | \$2,875,280.26 |

\$ Award Distribution by Institution Type



■ Community College ■ Private ■ Public

Awarded by Institution Type



Community College Data

| # and \$ Total Awarded at Community Colleges | | |
|--|------------|-----------------------|
| Institution | # Awarded | \$ Total Awarded |
| DELTA COLLEGE | 121 | \$149,334.33 |
| GRAND RAPIDS COMMUNITY COLLEGE | 71 | \$73,603.15 |
| HENRY FORD COLLEGE | 34 | \$48,542.86 |
| JACKSON COLLEGE | 14 | \$12,249.99 |
| KALAMAZOO VALLEY COMMUNITY COLLEGE | 85 | \$96,117.40 |
| KELLOGG COMMUNITY COLLEGE | 31 | \$43,695.62 |
| KIRTLAND COMMUNITY COLLEGE | 2 | \$4,490.00 |
| LAKE MICHIGAN COLLEGE | 19 | \$14,445.25 |
| LANSING COMMUNITY COLLEGE | 44 | \$87,125.27 |
| MACOMB COMMUNITY COLLEGE | 150 | \$176,486.20 |
| MID MICHIGAN COLLEGE | 40 | \$56,643.19 |
| MONTCALM COMMUNITY COLLEGE | 11 | \$12,372.73 |
| MOTT COMMUNITY COLLEGE | 39 | \$50,125.68 |
| MUSKEGON COMMUNITY COLLEGE | 15 | \$9,317.00 |
| NORTH CENTRAL MICHIGAN COLLEGE | 19 | \$19,059.68 |
| NORTHWESTERN MICHIGAN COLLEGE | 21 | \$27,590.71 |
| OAKLAND COMMUNITY COLLEGE | 30 | \$33,832.00 |
| SCHOOLCRAFT COLLEGE | 52 | \$49,073.78 |
| SOUTHWESTERN MICHIGAN COLLEGE | 1 | \$1,730.25 |
| ST. CLAIR COUNTY COMMUNITY COLLEGE | 4 | \$4,433.57 |
| WASHTENAW COMMUNITY COLLEGE | 66 | \$187,908.76 |
| WEST SHORE COMMUNITY COLLEGE | 10 | \$12,126.00 |
| Grand Total | 879 | \$1,170,303.42 |

Private Institution Data

| # and \$ Total Awarded at Private Institutions | | |
|--|-----------|------------------|
| Institution | # Awarded | \$ Total Awarded |
| ADRIAN COLLEGE | 10 | \$7,625.00 |
| ANDREWS UNIVERSITY | 1 | \$1,406.00 |
| AQUINAS COLLEGE | 16 | \$20,587.50 |
| BAKER COLLEGE | 17 | \$38,070.53 |
| CALVIN UNIVERSITY | 84 | \$103,528.92 |
| CONCORDIA UNIVERSITY | 79 | \$28,782.00 |
| CORNERSTONE UNIVERSITY | 71 | \$62,666.93 |
| DAVENPORT UNIVERSITY | 113 | \$121,473.00 |
| GRACE CHRISTIAN UNIVERSITY | 261 | \$384,278.00 |
| HOPE COLLEGE | 3 | \$3,700.00 |
| KUYPER COLLEGE | 58 | \$51,360.11 |

| | | |
|-----------------------------------|--------------|-----------------------|
| LAWRENCE TECHNOLOGICAL UNIVERSITY | 208 | \$150,600.00 |
| MADONNA UNIVERSITY | 120 | \$272,702.32 |
| NORTHWOOD UNIVERSITY | 20 | \$15,615.20 |
| SIENA HEIGHTS UNIVERSITY | 28 | \$21,686.45 |
| SPRING ARBOR UNIVERSITY | 74 | \$70,007.36 |
| UNIVERSITY OF DETROIT MERCY | 136 | \$56,400.40 |
| Grand Total | 1,299 | \$1,410,489.72 |

Public Institution Data

| # and \$ Total Awarded at Public Institutions | | |
|--|------------------|-------------------------|
| Institution | # Awarded | \$ Total Awarded |
| CENTRAL MICHIGAN UNIVERSITY | 3 | \$4,574.99 |
| EASTERN MICHIGAN UNIVERSITY | 80 | \$29,999.98 |
| FERRIS STATE UNIVERSITY | 2 | \$1,525.00 |
| GRAND VALLEY STATE UNIVERSITY | 4 | \$5,642.50 |
| UNIVERSITY OF MICHIGAN - DEARBORN | 11 | \$21,707.15 |
| UNIVERSITY OF MICHIGAN - FLINT | 51 | \$150,975.00 |
| WESTERN MICHIGAN UNIVERSITY | 53 | \$80,062.50 |
| Grand Total | 204 | \$294,487.12 |

Fostering Futures Scholarship (FFS)

The Fostering Futures Scholarship (FFS) provides funding for postsecondary education to eligible young adults who have experienced foster care in Michigan on or after age 13. Students must also demonstrate financial need to qualify for these scholarship funds for tuition, fees, room/board, books, and supplies/equipment required for enrollment. For program rules and eligibility criteria, visit: michigan.gov/mistudentaid/programs/fostering-futures-scholarship.

Pursuant to Public Act 525 of 2008, 722.1031 Sec.11, additional reporting requirements apply to the Fostering Futures Scholarship as detailed below.

The department shall annually prepare an accounting report that includes the following information:

- *Amount of revenue raised,*
- *Information on persons who have donated to the fund,*
- *The number of foster students who utilized FFS,*
- *The number of foster children who received money and completed a college education,*
- *The amount of money provided annually to each foster child, and*
- *The administrative costs for the FFS program.*

Amount of revenue raised: As of 09/30/2024, **\$1,002,415.00** were raised and the balance of the Fostering Futures Scholarship Trust endowment fund was **\$1,452,446.43**. This data comes from the Michigan Education Trust (MET) in the Michigan Department of Treasury.

Information on persons who have donated to the fund: Approximately **71** donors made donations to FFS during Fiscal Year 2024. Among these, **36** were individuals and **35** were businesses or organizations.

The number of foster students who utilized FFS: *See data summary section below for # awarded.*

The number of foster children who received money and completed a college education: Data is currently not available on how many recipients completed college; however, the MiLEAP Office of Higher Education is collaborating with the Center for Educational Performance and Information (CEPI) to obtain and analyze this completion data. Additionally, FFS recipients participate in their respective institution's Campus Coach Program, which is designed to be highly interactive with foster youth participants and provides holistic supports that result in a high rate of matriculating students.

The amount of money provided annually to each foster child: Students are eligible to receive up to a \$3,000 scholarship. If a student had other financial aid available, they may not have received the full \$3,000 scholarship amount. *See data summary section below for \$ total awarded.*

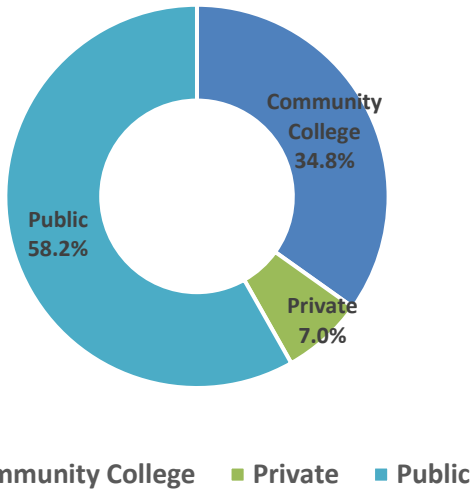
The administrative costs for the FFS program: No administrative costs are charged to the trust fund.

Data Summary by Institution Type

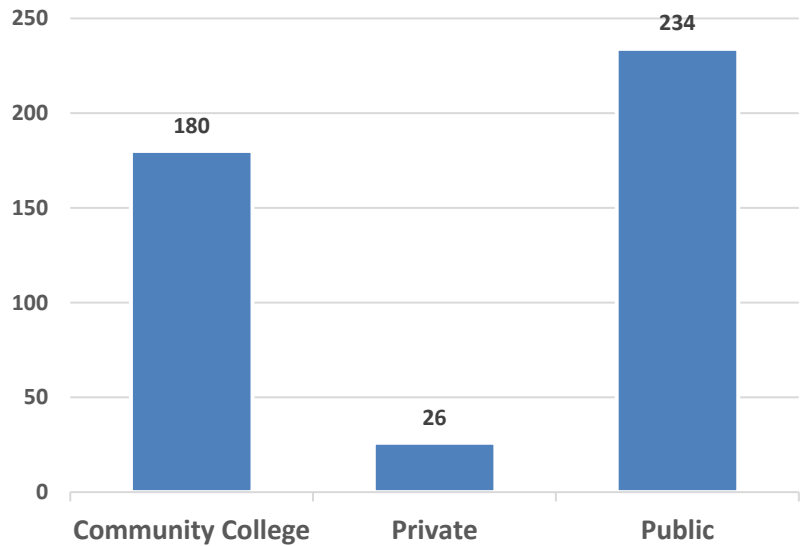
Section below provides data summary by institution type on the total # of students that were awarded a Fostering Futures Scholarship (FFS) and the total \$ amounts awarded. **A student is considered an award recipient if they received at least \$0.01 for this program.**

| # and \$ Total Awarded for Fostering Futures Scholarship (FFS) | | |
|---|------------------|-------------------------|
| Institution Type | # Awarded | \$ Total Awarded |
| Community College | 180 | \$362,380.00 |
| Private | 26 | \$72,515.00 |
| Public | 234 | \$605,286.00 |
| Grand Total | 440 | \$1,040,181.00 |

\$ Award Distribution by Institution Type



Awarded by Institution Type



Community College Data

| # and \$ Total Awarded at Community Colleges | | |
|---|------------------|-------------------------|
| Institution | # Awarded | \$ Total Awarded |
| BAY COLLEGE | 1 | \$2,958.00 |
| BAY MILLS COMMUNITY COLLEGE | 2 | \$1,651.00 |
| DELTA COLLEGE | 9 | \$19,204.00 |
| GLEN OAKS COMMUNITY COLLEGE | 2 | \$5,661.00 |
| GRAND RAPIDS COMMUNITY COLLEGE | 15 | \$28,148.00 |
| HENRY FORD COLLEGE | 3 | \$6,000.00 |
| JACKSON COLLEGE | 8 | \$16,441.00 |

| | | |
|---|------------|---------------------|
| KALAMAZOO VALLEY COMMUNITY COLLEGE | 12 | \$27,884.00 |
| KELLOGG COMMUNITY COLLEGE | 2 | \$4,500.00 |
| KEWEENAW BAY OJIBWA COMMUNITY COLLEGE | 1 | \$1,270.00 |
| KIRTLAND COMMUNITY COLLEGE | 2 | \$4,500.00 |
| LAKE MICHIGAN COLLEGE | 1 | \$3,000.00 |
| LANSING COMMUNITY COLLEGE | 19 | \$39,303.00 |
| MACOMB COMMUNITY COLLEGE | 5 | \$7,500.00 |
| MID MICHIGAN COLLEGE | 7 | \$6,753.00 |
| MONTCALM COMMUNITY COLLEGE | 1 | \$1,500.00 |
| MOTT COMMUNITY COLLEGE | 9 | \$18,400.00 |
| MUSKEGON COMMUNITY COLLEGE | 5 | \$10,197.00 |
| NORTH CENTRAL MICHIGAN COLLEGE | 1 | \$1,500.00 |
| NORTHWESTERN MICHIGAN COLLEGE | 2 | \$6,000.00 |
| OAKLAND COMMUNITY COLLEGE | 15 | \$32,262.00 |
| SAGINAW CHIPPEWA TRIBAL COLLEGE | 1 | \$3,000.00 |
| SCHOOLCRAFT COLLEGE | 8 | \$18,000.00 |
| SOUTHWESTERN MICHIGAN COLLEGE | 4 | \$10,500.00 |
| ST. CLAIR COUNTY COMMUNITY COLLEGE | 6 | \$14,893.00 |
| WASHTENAW COMMUNITY COLLEGE | 18 | \$26,461.00 |
| WAYNE COUNTY COMMUNITY COLLEGE DISTRICT | 18 | \$38,813.00 |
| WEST SHORE COMMUNITY COLLEGE | 3 | \$6,081.00 |
| Grand Total | 180 | \$362,380.00 |

Private Institution Data

| # and \$ Total Awarded at Private Institutions | | |
|--|-----------|--------------------|
| Institution | # Awarded | \$ Total Awarded |
| ADRIAN COLLEGE | 1 | \$3,000.00 |
| ALBION COLLEGE | 2 | \$4,500.00 |
| AQUINAS COLLEGE | 1 | \$3,000.00 |
| BAKER COLLEGE | 5 | \$15,000.00 |
| CALVIN UNIVERSITY | 2 | \$6,000.00 |
| COLLEGE FOR CREATIVE STUDIES | 1 | \$3,000.00 |
| CONCORDIA UNIVERSITY | 1 | \$3,000.00 |
| CORNERSTONE UNIVERSITY | 4 | \$12,000.00 |
| DAVENPORT UNIVERSITY | 2 | \$6,000.00 |
| GRACE CHRISTIAN UNIVERSITY | 1 | \$3,000.00 |
| KETTERING UNIVERSITY | 1 | \$3,000.00 |
| ROCHESTER CHRISTIAN UNIVERSITY | 2 | \$3,515.00 |
| SIENA HEIGHTS UNIVERSITY | 1 | \$3,000.00 |
| SPRING ARBOR UNIVERSITY | 1 | \$3,000.00 |
| UNIVERSITY OF DETROIT MERCY | 1 | \$1,500.00 |
| Grand Total | 26 | \$72,515.00 |

Public Institution Data

| # and \$ Total Awarded at Public Institutions | | |
|--|------------------|-------------------------|
| Institution | # Awarded | \$ Total Awarded |
| CENTRAL MICHIGAN UNIVERSITY | 9 | \$22,500.00 |
| EASTERN MICHIGAN UNIVERSITY | 20 | \$51,000.00 |
| FERRIS STATE UNIVERSITY | 29 | \$58,538.00 |
| GRAND VALLEY STATE UNIVERSITY | 21 | \$60,000.00 |
| LAKE SUPERIOR STATE UNIVERSITY | 3 | \$4,625.00 |
| MICHIGAN STATE UNIVERSITY | 15 | \$40,500.00 |
| MICHIGAN TECHNOLOGICAL UNIVERSITY | 2 | \$6,000.00 |
| NORTHERN MICHIGAN UNIVERSITY | 4 | \$7,119.00 |
| OAKLAND UNIVERSITY | 8 | \$21,000.00 |
| SAGINAW VALLEY STATE UNIVERSITY | 7 | \$19,500.00 |
| UNIVERSITY OF MICHIGAN - ANN ARBOR | 6 | \$16,500.00 |
| UNIVERSITY OF MICHIGAN - DEARBORN | 1 | \$3,000.00 |
| UNIVERSITY OF MICHIGAN - FLINT | 15 | \$39,000.00 |
| WAYNE STATE UNIVERSITY | 22 | \$64,004.00 |
| WESTERN MICHIGAN UNIVERSITY | 72 | \$192,000.00 |
| Grand Total | 234 | \$605,286.00 |

Futures for Frontliners (F4F)

The Futures for Frontliners (F4F) is a last-dollar scholarship program for Michiganders who have not already earned a postsecondary degree and were required to work on the front line during the COVID-19 pandemic. The scholarship pays eligible students to attend an in-district community college at no cost (or an out-of-district community college at a deep discount). Eligible Michiganders must have submitted an F4F scholarship application by 11:59pm on December 31, 2020, and must have worked in an essential industry at least part-time for eleven of the thirteen weeks between April 1, 2020 and June 30, 2020.

For additional details regarding eligibility criteria and award rules, visit: michigan.gov/frontliners.

There are two F4F paths, and applicants are enrolled in either path depending on whether they have previously earned a high school diploma or equivalency. Path 1 was available for those who had previously earned a high school diploma or equivalency and who were able to enroll directly into college. Path 2 was available for applicants without a high school diploma or equivalency; those applicants were provided an opportunity to earn a secondary credential prior to starting in college. Path 1 is administered by MiLEAP Office of Higher Education; Path 2 is administered by the Office of Adult Education in the Michigan Department of Labor and Economic Opportunity (LEO). *Data provided in this section refers to Path 1 students only.*

Students maintain eligibility for four years after their first enrollment; because the fall semester of 2024 reflects four years since the first F4F semester, F4F will be retired at the end of academic year 2024-2025. F4F students who would otherwise be eligible for Michigan Reconnect Scholarship are continuing their education using Michigan Reconnect after F4F ends.

Community College Data

Section below provides data summary by institution on the total # of students that were awarded Futures for Frontliners (F4F) and the total \$ amounts awarded. **A student is considered awarded if they received at least \$0.01, or if they met the eligibility criteria for the scholarship but did not receive funding due to other scholarships or grants covering their tuition.**

| # and \$ Total Awarded at Community Colleges | | |
|---|------------------|-------------------------|
| Institution | # Awarded | \$ Total Awarded |
| ALPENA COMMUNITY COLLEGE | 23 | \$53,840.51 |
| BAY COLLEGE | 33 | \$87,425.00 |
| BAY MILLS COMMUNITY COLLEGE | 1 | \$3,250.00 |
| DELTA COLLEGE | 368 | \$747,715.80 |
| GLEN OAKS COMMUNITY COLLEGE | 17 | \$41,825.60 |
| GOGEBIC COMMUNITY COLLEGE | 10 | \$21,073.00 |
| GRAND RAPIDS COMMUNITY COLLEGE | 365 | \$835,728.46 |
| HENRY FORD COLLEGE | 157 | \$270,694.74 |
| JACKSON COLLEGE | 166 | \$554,525.26 |
| KALAMAZOO VALLEY COMMUNITY COLLEGE | 204 | \$397,362.00 |
| KELLOGG COMMUNITY COLLEGE | 130 | \$408,671.69 |
| KIRTLAND COMMUNITY COLLEGE | 37 | \$159,882.00 |
| LAKE MICHIGAN COLLEGE | 50 | \$128,914.00 |
| LANSING COMMUNITY COLLEGE | 297 | \$785,767.25 |
| MACOMB COMMUNITY COLLEGE | 279 | \$510,095.75 |
| MID MICHIGAN COLLEGE | 91 | \$307,475.57 |
| MONROE COUNTY COMMUNITY COLLEGE | 76 | \$141,721.90 |
| MONTCALM COMMUNITY COLLEGE | 67 | \$172,395.50 |
| MOTT COMMUNITY COLLEGE | 299 | \$872,313.69 |
| MUSKEGON COMMUNITY COLLEGE | 96 | \$297,148.73 |
| NORTH CENTRAL MICHIGAN COLLEGE | 20 | \$73,772.00 |
| NORTHWESTERN MICHIGAN COLLEGE | 77 | \$222,028.12 |
| OAKLAND COMMUNITY COLLEGE | 305 | \$414,561.38 |
| SAGINAW CHIPPEWA TRIBAL COLLEGE | 1 | \$0.00 |
| SCHOOLCRAFT COLLEGE | 203 | \$535,739.58 |
| SOUTHWESTERN MICHIGAN COLLEGE | 17 | \$38,643.15 |
| ST. CLAIR COUNTY COMMUNITY COLLEGE | 124 | \$562,662.33 |
| WASHTENAW COMMUNITY COLLEGE | 253 | \$307,953.50 |
| WAYNE COUNTY COMMUNITY COLLEGE DISTRICT | 180 | \$166,601.00 |
| WEST SHORE COMMUNITY COLLEGE | 17 | \$28,277.00 |
| Grand Total | 3,963 | \$9,148,064.51 |

Michigan Achievement Scholarship (Achievement) and Michigan Achievement Skills Scholarship (Skills)

The Michigan Achievement Scholarship (Achievement) provides recent high school graduates in Michigan funds for continuing education. Eligible students could receive financial aid to attend a college or university with the Michigan Achievement Scholarship¹, or for a career training program with the Michigan Achievement Skills Scholarship.

Pursuant to [Public Act 120 of 2024](#), Section 248 (9), additional reporting requirements apply to the Michigan Achievement Scholarship as detailed below:

- *Number of students who qualified for a Michigan Achievement Scholarship,*
- *Number of students who received a Michigan Achievement Scholarship,*
- *Average number of credits earned by Michigan Achievement Scholarship recipients,*
- *Number of Michigan Achievement Scholarships that were canceled due to failure to maintain Satisfactory Academic Progress (SAP),*
- *Number of Michigan Achievement Scholarships that were canceled due to a student ceasing attendance at an eligible institution (not including transfers to other eligible institutions),*
- *Number of Michigan Achievement Scholarships that were canceled due to a student's failure to maintain full-time status, and*
- *Average Michigan Achievement Scholarship award per student, delineated by sector.*

Contained herein are all relevant data that meet the Michigan Achievement Scholarship and Michigan Achievement Skills Scholarship reporting requirements mentioned above. It is important to note:

- # of students eligible is based on the number of students that have *completed* a FAFSA and meet all other program eligibility requirements. For Skills, it is based on the # of students with a completed Skills application in the MiSSG Student Portal.
- \$ Average Award is calculated by dividing \$ Total Awarded by # Awarded.
- # Average Credit is determined by dividing the total # of credits for the entire academic year 2023-2024 by # of students awarded. This data is not collected for the Skills component of Michigan Achievement Scholarship.
- Reasons Not Awarded are submitted by institutions during the certification process that must be completed each semester/term. Since some students may have been awarded in one semester/term and may not have been awarded in others, this data is presented by

¹ Academic year 2023-2024 was the first year the Michigan Achievement Scholarship was administered and students received awards. In its first year, the maximum dollar amount each student received was limited to up to \$2,750, per year, if they attended a Michigan community college; up to \$4,000, per year, if they attended a Michigan private college or university; up to \$5,500, per year, if they attended a Michigan public university.

semester/term to capture all student scenarios from one semester/term to the next. This data is not collected for the Skills component of Michigan Achievement Scholarship.

The Michigan Department of Lifelong Education, Advancement, and Potential is not affiliated with National Merit Scholarship Corporation or its registered trademarks National Achievement®, Achievement Scholarship®, or Achievement Scholar®.

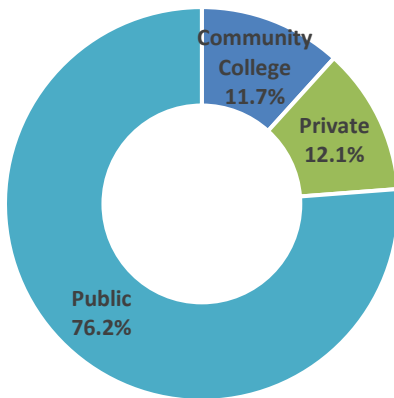
For additional details regarding program eligibility criteria and award rules, visit: michigan.gov/achievement.

Data Summary by Institution Type

Section below provides data summary by institution type on the total # of students that were awarded the Michigan Achievement Scholarship (Achievement) and the total \$ amounts awarded. **A student is considered an award recipient if they received at least \$0.01 for this program.**

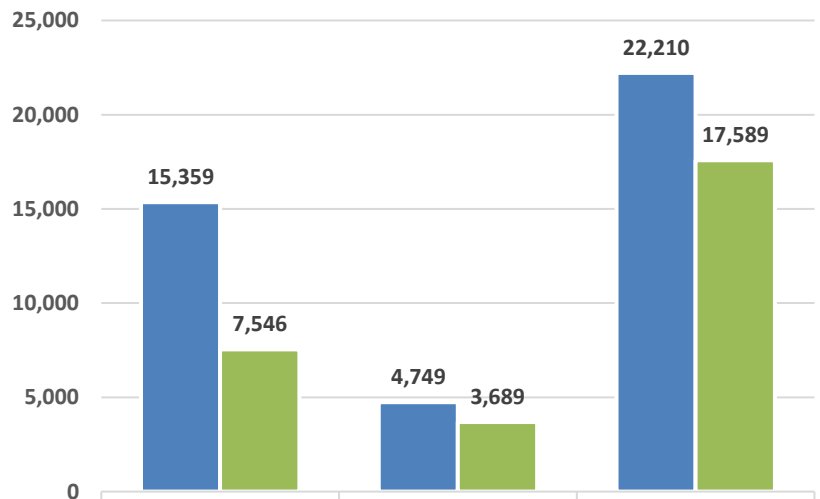
| # and \$ Total Awarded for Michigan Achievement Scholarship (Achievement) | | | | | |
|---|---------------|---------------|-------------------------|-------------------|----------------------------|
| Institution Type | # Eligible | # Awarded | \$ Total Awarded | \$ Average Award | # Average Credits Enrolled |
| Community College | 15,359 | 7,546 | \$12,939,312.90 | \$1,714.72 | 21.80 |
| Private | 4,749 | 3,689 | \$13,328,562.00 | \$3,613.06 | 28.21 |
| Public | 22,210 | 17,589 | \$84,139,480.23 | \$4,783.64 | 27.81 |
| Grand Total | 42,318 | 28,824 | \$110,407,355.13 | \$3,830.40 | 26.29 |

\$ Award Distribution by Institution Type



■ Community College ■ Private ■ Public

Eligible vs Awarded by Institution Type



■ # Eligible ■ # Awarded

Community College Data

| # and \$ Total Awarded at Community Colleges | | | | | |
|--|---------------|--------------|------------------------|-------------------|----------------------------|
| Institution | # Eligible | # Awarded | \$ Total Awarded | \$ Average Award | # Average Credits Enrolled |
| ALPENA COMMUNITY COLLEGE | 189 | 102 | \$185,864.00 | \$1,822.20 | 24.24 |
| BAY COLLEGE | 162 | 105 | \$191,693.00 | \$1,825.65 | 21.43 |
| BAY MILLS COMMUNITY COLLEGE | 28 | 13 | \$21,250.00 | \$1,634.62 | 21.69 |
| DELTA COLLEGE | 876 | 433 | \$795,445.00 | \$1,837.06 | 21.69 |
| GLEN OAKS COMMUNITY COLLEGE | 140 | 90 | \$162,950.00 | \$1,810.56 | 24.90 |
| GOGEBIC COMMUNITY COLLEGE | 98 | 73 | \$141,997.00 | \$1,945.16 | 24.12 |
| GRAND RAPIDS COMMUNITY COLLEGE | 1,498 | 673 | \$1,085,169.47 | \$1,612.44 | 20.74 |
| HENRY FORD COLLEGE | 1,767 | 1,088 | \$1,740,401.72 | \$1,599.63 | 20.11 |
| JACKSON COLLEGE | 639 | 316 | \$520,650.00 | \$1,647.63 | 20.64 |
| KALAMAZOO VALLEY COMMUNITY COLLEGE | 494 | 201 | \$344,980.00 | \$1,716.32 | 20.35 |
| KELLOGG COMMUNITY COLLEGE | 383 | 182 | \$299,874.30 | \$1,647.66 | 21.17 |
| KEWEENAW BAY OJIBWA COMMUNITY COLLEGE | 3 | 2 | \$4,125.00 | \$2,062.50 | 19.50 |
| KIRTLAND COMMUNITY COLLEGE | 159 | 68 | \$125,131.00 | \$1,840.16 | 21.79 |
| LAKE MICHIGAN COLLEGE | 322 | 170 | \$260,417.00 | \$1,531.86 | 21.77 |
| LANSING COMMUNITY COLLEGE | 1,031 | 492 | \$878,722.50 | \$1,786.02 | 22.13 |
| MACOMB COMMUNITY COLLEGE | 1,375 | 604 | \$1,024,970.85 | \$1,696.97 | 21.90 |
| MID MICHIGAN COLLEGE | 319 | 205 | \$353,464.00 | \$1,724.21 | 22.62 |
| MONROE COUNTY COMMUNITY COLLEGE | 248 | 84 | \$102,246.49 | \$1,217.22 | 18.27 |
| MONTCALM COMMUNITY COLLEGE | 174 | 88 | \$142,085.00 | \$1,614.60 | 20.42 |
| MOTT COMMUNITY COLLEGE | 688 | 279 | \$493,421.65 | \$1,768.54 | 22.01 |
| MUSKEGON COMMUNITY COLLEGE | 527 | 237 | \$376,099.00 | \$1,586.92 | 29.04 |
| NORTH CENTRAL MICHIGAN COLLEGE | 192 | 136 | \$244,259.00 | \$1,796.02 | 23.68 |
| NORTHWESTERN MICHIGAN COLLEGE | 393 | 218 | \$427,002.00 | \$1,958.72 | 23.04 |
| OAKLAND COMMUNITY COLLEGE | 1,022 | 400 | \$729,710.00 | \$1,824.28 | 20.76 |
| SAGINAW CHIPPEWA TRIBAL COLLEGE | 5 | 2 | \$3,500.00 | \$1,750.00 | 27.00 |
| SCHOOLCRAFT COLLEGE | 675 | 352 | \$672,938.00 | \$1,911.76 | 22.66 |
| SOUTHWESTERN MICHIGAN COLLEGE | 389 | 264 | \$483,809.92 | \$1,832.61 | 24.40 |
| ST. CLAIR COUNTY COMMUNITY COLLEGE | 385 | 221 | \$408,248.00 | \$1,847.28 | 22.12 |
| WASHTENAW COMMUNITY COLLEGE | 548 | 244 | \$413,628.00 | \$1,695.20 | 22.80 |
| WAYNE COUNTY COMMUNITY COLLEGE DISTRICT | 482 | 130 | \$197,136.00 | \$1,516.43 | 19.83 |
| WEST SHORE COMMUNITY COLLEGE | 148 | 74 | \$108,125.00 | \$1,461.15 | 19.54 |
| Grand Total | 15,359 | 7,546 | \$12,939,312.90 | \$1,714.72 | 21.80 |

Private Institution Data

| # and \$ Total Awarded at Private Institutions | | | | | |
|---|-------------------|------------------|-------------------------|-------------------------|-----------------------------------|
| Institution | # Eligible | # Awarded | \$ Total Awarded | \$ Average Award | # Average Credits Enrolled |
| ADRIAN COLLEGE | 280 | 210 | \$711,364.00 | \$3,387.45 | 27.72 |
| ALBION COLLEGE | 208 | 170 | \$628,205.00 | \$3,695.32 | 30.17 |
| ALMA COLLEGE | 255 | 197 | \$743,000.00 | \$3,771.57 | 31.24 |
| ANDREWS UNIVERSITY | 28 | 23 | \$75,427.00 | \$3,279.43 | 29.65 |
| AQUINAS COLLEGE | 180 | 153 | \$557,263.00 | \$3,642.24 | 30.18 |
| BAKER COLLEGE | 290 | 152 | \$397,974.00 | \$2,618.25 | 20.47 |
| CALVIN UNIVERSITY | 261 | 219 | \$836,500.00 | \$3,819.63 | 29.74 |
| CLEARY UNIVERSITY | 46 | 38 | \$117,204.00 | \$3,084.32 | 23.61 |
| COLLEGE FOR CREATIVE STUDIES | 178 | 104 | \$386,000.00 | \$3,711.54 | 27.84 |
| CONCORDIA UNIVERSITY | 173 | 145 | \$545,045.00 | \$3,758.93 | 27.14 |
| CORNERSTONE UNIVERSITY | 203 | 159 | \$541,158.00 | \$3,403.51 | 29.59 |
| DAVENPORT UNIVERSITY | 387 | 268 | \$950,686.00 | \$3,547.34 | 24.38 |
| GRACE CHRISTIAN UNIVERSITY | 55 | 41 | \$148,000.00 | \$3,609.76 | 24.54 |
| GREAT LAKES CHRISTIAN COLLEGE | 35 | 29 | \$87,416.00 | \$3,014.34 | 24.41 |
| HOPE COLLEGE | 271 | 231 | \$879,000.00 | \$3,805.19 | 28.32 |
| KALAMAZOO COLLEGE | 135 | 104 | \$390,002.00 | \$3,750.02 | 30.75 |
| KETTERING UNIVERSITY | 116 | 99 | \$387,000.00 | \$3,909.09 | 32.85 |
| KUYPER COLLEGE | 34 | 29 | \$104,000.00 | \$3,586.21 | 25.21 |
| LAWRENCE TECHNOLOGICAL UNIVERSITY | 183 | 124 | \$439,326.00 | \$3,542.95 | 26.77 |
| MADONNA UNIVERSITY | 184 | 149 | \$528,715.00 | \$3,548.42 | 27.95 |
| NORTHWOOD UNIVERSITY | 173 | 137 | \$523,053.00 | \$3,817.91 | 32.30 |
| ROCHESTER CHRISTIAN UNIVERSITY | 81 | 64 | \$229,125.00 | \$3,580.08 | 25.75 |
| SACRED HEART MAJOR SEMINARY | 3 | 1 | \$4,000.00 | \$4,000.00 | 32.00 |
| SIENA HEIGHTS UNIVERSITY | 182 | 158 | \$588,625.00 | \$3,725.47 | 27.77 |
| SPRING ARBOR UNIVERSITY | 124 | 101 | \$376,250.00 | \$3,725.25 | 26.89 |
| THE UNIVERSITY OF OLIVET | 294 | 245 | \$902,770.00 | \$3,684.78 | 27.79 |
| UNIVERSITY OF DETROIT MERCY | 387 | 339 | \$1,251,454.00 | \$3,691.60 | 29.92 |
| WALSH COLLEGE | | | | | |
| Grand Total | 4,749 | 3,689 | \$13,328,562.00 | \$3,613.06 | 28.21 |

Public Institution Data

| # and \$ Total Awarded at Public Institutions | | | | | |
|--|-------------------|------------------|-------------------------|-------------------------|-----------------------------------|
| Institution | # Eligible | # Awarded | \$ Total Awarded | \$ Average Award | # Average Credits Enrolled |
| CENTRAL MICHIGAN UNIVERSITY | 1,452 | 1,101 | \$5,536,803.00 | \$5,028.89 | 28.94 |
| EASTERN MICHIGAN UNIVERSITY | 1,428 | 1,038 | \$4,326,329.00 | \$4,167.95 | 26.77 |
| FERRIS STATE UNIVERSITY | 1,475 | 1,045 | \$4,137,527.00 | \$3,959.36 | 26.24 |
| GRAND VALLEY STATE UNIVERSITY | 3,161 | 2,758 | \$14,400,471.00 | \$5,221.35 | 27.26 |
| LAKE SUPERIOR STATE UNIVERSITY | 174 | 130 | \$512,303.00 | \$3,940.79 | 26.45 |
| MICHIGAN STATE UNIVERSITY | 3,226 | 2,565 | \$13,557,736.00 | \$5,285.67 | 27.86 |
| MICHIGAN TECHNOLOGICAL UNIVERSITY | 619 | 527 | \$2,492,882.00 | \$4,730.33 | 29.51 |
| NORTHERN MICHIGAN UNIVERSITY | 864 | 687 | \$2,821,206.10 | \$4,106.56 | 28.75 |
| OAKLAND UNIVERSITY | 1,657 | 1,332 | \$6,370,651.50 | \$4,782.77 | 28.63 |
| SAGINAW VALLEY STATE UNIVERSITY | 1,063 | 902 | \$4,262,096.50 | \$4,725.16 | 26.57 |
| UNIVERSITY OF MICHIGAN - ANN ARBOR | 2,090 | 1,446 | \$6,229,682.00 | \$4,308.22 | 29.74 |
| UNIVERSITY OF MICHIGAN - DEARBORN | 817 | 718 | \$2,518,502.00 | \$3,507.66 | 27.45 |
| UNIVERSITY OF MICHIGAN - FLINT | 431 | 327 | \$1,601,328.00 | \$4,897.03 | 25.22 |
| WAYNE STATE UNIVERSITY | 2,477 | 2,002 | \$10,328,311.13 | \$5,159.00 | 27.99 |
| WESTERN MICHIGAN UNIVERSITY | 1,276 | 1,011 | \$5,043,652.00 | \$4,988.78 | 27.36 |
| Grand Total | 22,210 | 17,589 | \$84,139,480.23 | \$4,783.64 | 27.81 |

Reasons Students Not Awarded

| Fall Reasons Students Not Awarded | | | | |
|--|----------------------------|---------------------|--------------------|--------------|
| Institution Type | Less Than Full-time | Not Enrolled | SAP Not Met | Other |
| Community College | 2,878 | 5,518 | 15 | 480 |
| Private | 71 | 1,092 | | 32 |
| Public | 104 | 4,316 | 1 | 664 |
| Grand Total | 3,053 | 10,926 | 16 | 1,176 |

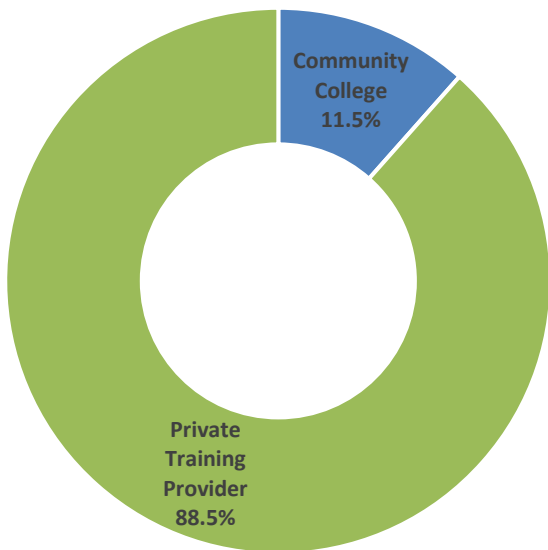
| Spring/Winter Reasons Students Not Awarded | | | | |
|---|----------------------------|---------------------|--------------------|--------------|
| Institution Type | Less Than Full-time | Not Enrolled | SAP Not Met | Other |
| Community College | 3,324 | 6,077 | 30 | 315 |
| Private | 97 | 1,370 | | 27 |
| Public | 248 | 4,953 | 6 | 705 |
| Grand Total | 3,669 | 12,400 | 36 | 1,047 |

| Summer Reasons Students Not Awarded | | | | |
|-------------------------------------|---------------------|---------------|-------------|--------------|
| Institution Type | Less Than Full-time | Not Enrolled | SAP Not Met | Other |
| Community College | 2,058 | 11,582 | 18 | 198 |
| Private | 60 | 1,654 | | 15 |
| Public | 372 | 7,618 | 1 | 1,170 |
| Grand Total | 2,490 | 20,854 | 19 | 1,383 |

Michigan Achievement Skills Scholarship (Skills) Data

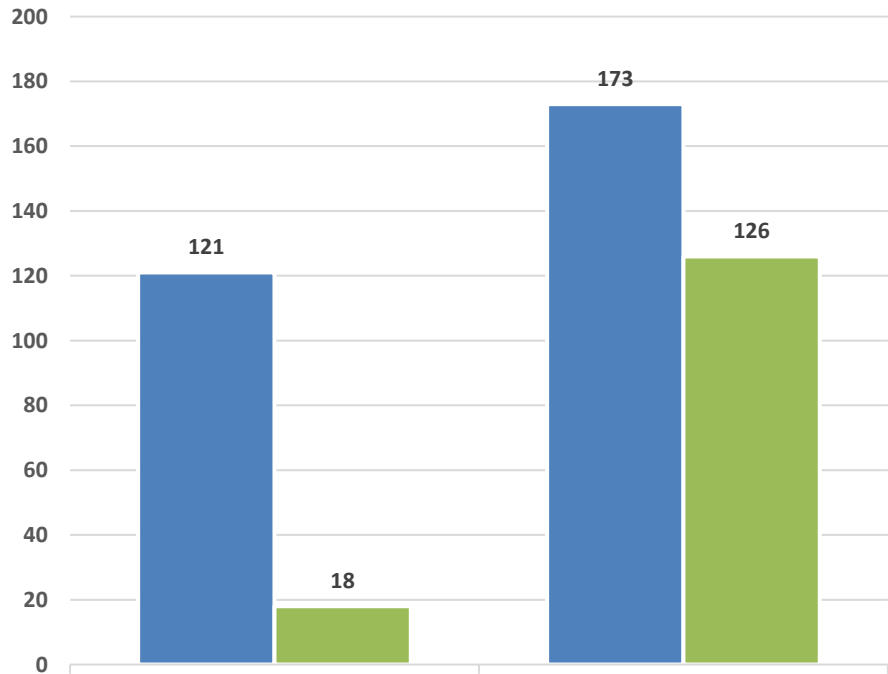
| # and \$ Total Awarded for Michigan Achievement Skills Scholarship (Skills) | | | | |
|---|------------|------------|---------------------|-------------------|
| Institution Type | # Eligible | # Awarded | \$ Total Awarded | \$ Average Award |
| Community College | 121 | 18 | \$31,658.00 | \$1,758.78 |
| Private Training Provider | 173 | 126 | \$242,535.00 | \$1,924.88 |
| Grand Total | 294 | 144 | \$274,193.00 | \$1,904.12 |

\$ Award Distribution by Institution Type



■ Community College ■ Private Training Provider

Eligible vs Awarded by Institution Type



■ # Eligible ■ # Awarded

| # and \$ Total Awarded at Community Colleges | | | | |
|---|-------------------|------------------|-------------------------|-------------------------|
| Institution | # Eligible | # Awarded | \$ Total Awarded | \$ Average Award |
| ALPENA COMMUNITY COLLEGE | 7 | 3 | \$6,000.00 | \$2,000.00 |
| BAY COLLEGE | 1 | | | |
| GLEN OAKS COMMUNITY COLLEGE | 1 | | | |
| GRAND RAPIDS COMMUNITY COLLEGE | 6 | | | |
| HENRY FORD COLLEGE | 4 | | | |
| JACKSON COLLEGE | 1 | | | |
| KELLOGG COMMUNITY COLLEGE | 1 | | | |
| KEWEENAW BAY OJIBWA COMMUNITY COLLEGE | 1 | 1 | \$1,275.00 | \$1,275.00 |
| KIRTLAND COMMUNITY COLLEGE | 2 | | | |
| LAKE MICHIGAN COLLEGE | 1 | | | |
| LANSING COMMUNITY COLLEGE | 2 | 2 | \$4,000.00 | \$2,000.00 |
| MACOMB COMMUNITY COLLEGE | 14 | 1 | \$1,275.00 | \$1,275.00 |
| MID MICHIGAN COLLEGE | 13 | 8 | \$13,500.00 | \$1,687.50 |
| MONROE COUNTY COMMUNITY COLLEGE | 1 | | | |
| MONTCALM COMMUNITY COLLEGE | 1 | | | |
| MOTT COMMUNITY COLLEGE | 6 | | | |
| MUSKEGON COMMUNITY COLLEGE | 2 | | | |
| NORTH CENTRAL MICHIGAN COLLEGE | 3 | | | |
| OAKLAND COMMUNITY COLLEGE | 22 | 2 | \$3,608.00 | \$1,804.00 |
| SCHOOLCRAFT COLLEGE | 5 | | | |
| SOUTHWESTERN MICHIGAN COLLEGE | 2 | | | |
| ST. CLAIR COUNTY COMMUNITY COLLEGE | 5 | | | |
| WASHTENAW COMMUNITY COLLEGE | 8 | | | |
| WAYNE COUNTY COMMUNITY COLLEGE DISTRICT | 12 | 1 | \$2,000.00 | \$2,000.00 |
| Grand Total | 121 | 18 | \$31,658.00 | \$1,758.78 |

| # and \$ Total Awarded at Private Training Provider | | | | |
|--|-------------------|------------------|-------------------------|-------------------------|
| Institution | # Eligible | # Awarded | \$ Total Awarded | \$ Average Award |
| 1ST STEP CNA TRAINING LLC | 7 | | | |
| ABCOTT INSTITUTE | 4 | 3 | \$6,000.00 | \$2,000.00 |
| ADVANCED CARE TRAINING FOR HEALTHCARE PROF. | 2 | 1 | \$1,070.00 | \$1,070.00 |
| AGAPE HEALTH CARE SCHOOLS - CADILLAC | 1 | 1 | \$1,150.00 | \$1,150.00 |
| ALR EDUCATIONAL HEALTH SERVICES INC | 1 | | | |
| CARNEGIE INSTITUTE | 5 | 5 | \$10,000.00 | \$2,000.00 |
| CENTER FOR MEDICAL TRAINING | 4 | 4 | \$6,980.00 | \$1,745.00 |
| CHARTER HEALTH CARE TRAINING CENTER | 1 | | | |
| COMPU-SHER LEARNING SOLUTIONS | 26 | 26 | \$52,000.00 | \$2,000.00 |
| COVENANT ACADEMY | 1 | | | |

| | | | | |
|---|------------|------------|---------------------|-------------------|
| DAVIS TRAINING INSTITUTE | 4 | 2 | \$3,000.00 | \$1,500.00 |
| DETROIT BUSINESS INSTITUTE - DOWNRIVER | 2 | | | |
| DORSEY COLLEGE - DEARBORN | 1 | | | |
| DORSEY COLLEGE - MADISON HEIGHTS | 1 | | | |
| DORSEY COLLEGE - ROSEVILLE | 1 | | | |
| DORSEY COLLEGE - SAGINAW | 1 | | | |
| DORSEY COLLEGE - WAYNE | 1 | | | |
| DORSEY COLLEGE - WOODHAVEN | 13 | 12 | \$24,000.00 | \$2,000.00 |
| DREAM HEALTHCARE ACADEMY LLC | 1 | | | |
| DREAMERS HEALTHCARE INSTITUTE LLC | 1 | 1 | \$2,000.00 | \$2,000.00 |
| EDUCATION AND TRAINING CONNECTION - SAGINAW | 3 | 2 | \$3,000.00 | \$1,500.00 |
| GENESEE HEALTH CAREERS, LLC | 2 | 1 | \$2,000.00 | \$2,000.00 |
| GENTLE HANDS OF INTEGRITY | 1 | | | |
| HEART TO HEART HEALTHCARE TRAINING - ESSEXVILLE | 1 | 1 | \$1,195.00 | \$1,195.00 |
| HEART TO HEART HEALTHCARE TRAINING - YPSILANTI | 5 | 4 | \$4,490.00 | \$1,122.50 |
| JACKSON AREA CAREER CENTER | 3 | | | |
| LATITUDE TRAINING CENTER | 1 | | | |
| MAROSA SCHOOL OF PHLEBOTOMY AND HEALTHCARE | 4 | 4 | \$8,000.00 | \$2,000.00 |
| MEDCERTS | 1 | | | |
| MYLESTONE WORKFORCE ACADEMY | 1 | 1 | \$2,000.00 | \$2,000.00 |
| PARRISH ACADEMY | 3 | 1 | \$2,000.00 | \$2,000.00 |
| PHLEBOTOMY EXPRESS TRAINING CENTERS LLC | 10 | 8 | \$16,000.00 | \$2,000.00 |
| PILLAR OF FIRE SKILLED LEARNING PHLEBOTOMY CTR | 12 | 12 | \$24,000.00 | \$2,000.00 |
| PROFESSIONAL EDUCATION SERVICES | 1 | 1 | \$1,650.00 | \$1,650.00 |
| ROSS COLLEGE | 6 | 6 | \$12,000.00 | \$2,000.00 |
| ROSS MEDICAL EDUCATION CENTER - ANN ARBOR | 1 | 1 | \$2,000.00 | \$2,000.00 |
| ROSS MEDICAL EDUCATION CENTER - BRIGHTON | 2 | 2 | \$4,000.00 | \$2,000.00 |
| ROSS MEDICAL EDUCATION CENTER - CANTON | 2 | 1 | \$2,000.00 | \$2,000.00 |
| ROSS MEDICAL EDUCATION CENTER - DAVISON | 3 | 2 | \$4,000.00 | \$2,000.00 |
| ROSS MEDICAL EDUCATION CENTER - FLINT | 2 | 2 | \$4,000.00 | \$2,000.00 |
| ROSS MEDICAL EDUCATION CENTER - KENTWOOD | 6 | 6 | \$12,000.00 | \$2,000.00 |
| ROSS MEDICAL EDUCATION CENTER - LANSING | 1 | 1 | \$2,000.00 | \$2,000.00 |
| ROSS MEDICAL EDUCATION CENTER - MIDLAND | 1 | 1 | \$2,000.00 | \$2,000.00 |
| ROSS MEDICAL EDUCATION CENTER - MUSKEGON | 5 | 4 | \$8,000.00 | \$2,000.00 |
| ROSS MEDICAL EDUCATION CENTER - NEW BALTIMORE | 1 | 1 | \$2,000.00 | \$2,000.00 |
| ROSS MEDICAL EDUCATION CENTER - PORT HURON | 2 | 2 | \$4,000.00 | \$2,000.00 |
| ROSS MEDICAL EDUCATION CENTER - PORTAGE | 4 | 3 | \$6,000.00 | \$2,000.00 |
| ROSS MEDICAL EDUCATION CENTER - SAGINAW | 5 | 2 | \$4,000.00 | \$2,000.00 |
| ROSS MEDICAL EDUCATION CENTER - TAYLOR | 3 | | | |
| ROSS MEDICAL EDUCATION CENTER - WARREN | 2 | 2 | \$4,000.00 | \$2,000.00 |
| WILLIAMS HEALTHCARE TRAINING, LLC | 1 | | | |
| Grand Total | 173 | 126 | \$242,535.00 | \$1,924.88 |

Michigan Competitive Scholarship (MCS) and Michigan Tuition Grant (MTG)

The Michigan Competitive Scholarship (MCS) provides renewable scholarships for students enrolled in approved degree-granting Michigan colleges and universities, pursuing their first degree. It is based on both financial need and merit. To be considered, a student must have taken the SAT (Class of 2017 and beyond) prior to entering college and achieve a qualifying score of at least 1200. MCS is no longer available to students who have graduated high school (or its equivalent) in 2023 or greater.

The Michigan Tuition Grant (MTG) provides grant assistance to undergraduate Michigan residents with financial need who plan to attend or are attending a Michigan degree-granting, non-profit independent college. Starting in academic year 2024-2025, Michigan Tuition Grant is no longer available to students who have not initiated (received a paid award) in academic year 2023-2024 or prior.

For additional details regarding MCS and MTG, program eligibility criteria, and award rules visit: michigan.gov/mistudentaid/programs.

Data Summary by Institution Type

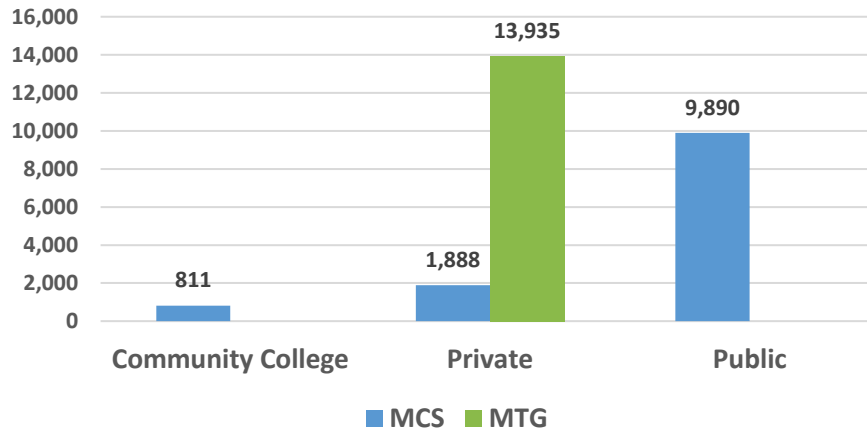
Section below provides data summary by institution type on the total # of students that were awarded a Michigan Competitive Scholarship (MCS) or the Michigan Tuition Grant (MTG), and the total \$ amounts awarded. **A student is considered an award recipient if they received at least \$0.01 for this program.**

| # and \$ Total Awarded for Michigan Competitive Scholarship (MCS) | | |
|--|------------------|-------------------------|
| Institution Type | # Awarded | \$ Total Awarded |
| Community College | 811 | \$776,490.00 |
| Private* | 1,888 | \$5,137,981.00 |
| Public | 9,890 | \$13,264,370.00 |
| Grand Total | 12,589 | \$19,178,841.00 |

| # and \$ Total Awarded for Michigan Tuition Grant (MTG) | | |
|--|------------------|-------------------------|
| Institution Type | # Awarded | \$ Total Awarded |
| Private | 13,935 | \$35,896,571.00 |
| Grand Total | 13,935 | \$35,896,571.00 |

*MCS eligible students attending private institutions may also be MTG eligible; therefore, these students may have their MCS award supplemented through MTG funds to receive the higher MTG award maximum. **1,857 students** received a total of **\$2,546,129.00** through the MTG fund to supplement their MCS awards to the private institution maximum award amount.

Awarded MCS and MTG by Institution Type



Community College Data

| # and \$ Total Awarded at Community Colleges – MCS AWARDS ONLY | | |
|--|-----------|------------------|
| Institution | # Awarded | \$ Total Awarded |
| ALPENA COMMUNITY COLLEGE | 8 | \$11,249.00 |
| BAY COLLEGE | 15 | \$17,627.00 |
| BAY MILLS COMMUNITY COLLEGE | 2 | \$1,435.00 |
| DELTA COLLEGE | 60 | \$60,474.00 |
| GLEN OAKS COMMUNITY COLLEGE | 3 | \$3,750.00 |
| GOGEBIC COMMUNITY COLLEGE | 5 | \$5,625.00 |
| GRAND RAPIDS COMMUNITY COLLEGE | 77 | \$67,965.00 |
| HENRY FORD COLLEGE | 50 | \$49,306.00 |
| JACKSON COLLEGE | 18 | \$17,061.00 |
| KALAMAZOO VALLEY COMMUNITY COLLEGE | 34 | \$28,414.00 |
| KELLOGG COMMUNITY COLLEGE | 21 | \$20,812.00 |
| KIRTLAND COMMUNITY COLLEGE | 9 | \$8,626.00 |
| LAKE MICHIGAN COLLEGE | 10 | \$6,785.00 |
| LANSING COMMUNITY COLLEGE | 59 | \$57,573.00 |
| MACOMB COMMUNITY COLLEGE | 54 | \$50,652.00 |
| MID MICHIGAN COLLEGE | 26 | \$24,751.00 |
| MONROE COUNTY COMMUNITY COLLEGE | 12 | \$10,877.00 |
| MONTCALM COMMUNITY COLLEGE | 16 | \$14,109.00 |
| MOTT COMMUNITY COLLEGE | 33 | \$32,064.00 |
| MUSKEGON COMMUNITY COLLEGE | 26 | \$24,080.00 |
| NORTH CENTRAL MICHIGAN COLLEGE | 25 | \$27,286.00 |
| NORTHWESTERN MICHIGAN COLLEGE | 42 | \$39,444.00 |
| OAKLAND COMMUNITY COLLEGE | 69 | \$62,627.00 |
| SCHOOLCRAFT COLLEGE | 30 | \$26,958.00 |
| SOUTHWESTERN MICHIGAN COLLEGE | 18 | \$20,624.00 |

| | | |
|---|------------|---------------------|
| ST. CLAIR COUNTY COMMUNITY COLLEGE | 19 | \$18,600.00 |
| WASHTENAW COMMUNITY COLLEGE | 52 | \$48,653.00 |
| WAYNE COUNTY COMMUNITY COLLEGE DISTRICT | 10 | \$10,124.00 |
| WEST SHORE COMMUNITY COLLEGE | 8 | \$8,939.00 |
| Grand Total | 811 | \$776,490.00 |

Private Institution Data

| # and \$ Total Awarded at Private Institutions | | | | | | |
|---|-------------------|-------------------------|-------------------|-------------------------|---------------------|-------------------------|
| Institution | MCS Awards | | MTG Awards | | Total Awards | |
| | # Awarded | \$ Total Awarded | # Awarded | \$ Total Awarded | # Awarded | \$ Total Awarded |
| ADRIAN COLLEGE | 32 | \$90,000.00 | 609 | \$1,669,875.00 | 641 | \$1,759,875.00 |
| ALBION COLLEGE | 73 | \$202,500.00 | 596 | \$1,679,323.00 | 669 | \$1,881,823.00 |
| ALMA COLLEGE | 94 | \$258,334.00 | 525 | \$1,491,618.00 | 619 | \$1,749,952.00 |
| ANDREWS UNIVERSITY | 6 | \$17,700.00 | 58 | \$161,386.00 | 64 | \$179,086.00 |
| AQUINAS COLLEGE | 49 | \$130,784.00 | 477 | \$1,317,851.00 | 526 | \$1,448,635.00 |
| BAKER COLLEGE | 44 | \$101,625.00 | 1,513 | \$3,066,318.00 | 1,557 | \$3,167,943.00 |
| CALVIN UNIVERSITY | 278 | \$790,333.00 | 658 | \$1,865,027.00 | 936 | \$2,655,360.00 |
| CLEARY UNIVERSITY | 8 | \$23,625.00 | 282 | \$631,842.00 | 290 | \$655,467.00 |
| COLLEGE FOR CREATIVE STUDIES | 47 | \$130,125.00 | 481 | \$1,280,720.00 | 528 | \$1,410,845.00 |
| CONCORDIA UNIVERSITY | 22 | \$61,500.00 | 293 | \$811,500.00 | 315 | \$873,000.00 |
| CORNERSTONE UNIVERSITY | 86 | \$233,532.00 | 614 | \$1,607,584.00 | 700 | \$1,841,116.00 |
| DAVENPORT UNIVERSITY | 71 | \$161,250.00 | 1,199 | \$2,764,896.00 | 1,270 | \$2,926,146.00 |
| GRACE CHRISTIAN UNIVERSITY | 10 | \$27,000.00 | 153 | \$417,113.00 | 163 | \$444,113.00 |
| GREAT LAKES CHRISTIAN COLLEGE | 3 | \$8,625.00 | 70 | \$187,838.00 | 73 | \$196,463.00 |
| HOPE COLLEGE | 294 | \$840,209.00 | 838 | \$2,372,668.00 | 1,132 | \$3,212,877.00 |
| KALAMAZOO COLLEGE | 103 | \$297,500.00 | 251 | \$735,750.00 | 354 | \$1,033,250.00 |
| KETTERING UNIVERSITY | 233 | \$595,482.00 | 346 | \$938,940.00 | 579 | \$1,534,422.00 |
| KUYPER COLLEGE | 2 | \$4,500.00 | 67 | \$182,250.00 | 69 | \$186,750.00 |
| LAWRENCE TECHNOLOGICAL UNI. | 119 | \$316,691.00 | 541 | \$1,480,457.00 | 660 | \$1,797,148.00 |
| MADONNA UNIVERSITY | 34 | \$89,926.00 | 597 | \$1,496,102.00 | 631 | \$1,586,028.00 |
| NORTHWOOD UNIVERSITY | 50 | \$132,996.00 | 675 | \$1,761,566.00 | 725 | \$1,894,562.00 |
| ROCHESTER CHRISTIAN UNI. | 11 | \$31,125.00 | 359 | \$910,450.00 | 370 | \$941,575.00 |
| SACRED HEART MAJOR SEMINARY | 0 | \$0.00 | 4 | \$12,000.00 | 4 | \$12,000.00 |
| SIENA HEIGHTS UNIVERSITY | 27 | \$73,875.00 | 579 | \$1,454,625.00 | 606 | \$1,528,500.00 |
| SPRING ARBOR UNIVERSITY | 31 | \$88,875.00 | 374 | \$1,014,731.00 | 405 | \$1,103,606.00 |
| THE UNIVERSITY OF OLIVET | 35 | \$101,625.00 | 547 | \$1,516,313.00 | 582 | \$1,617,938.00 |
| UNIVERSITY OF DETROIT MERCY | 107 | \$298,994.00 | 1,010 | \$2,771,808.00 | 1,117 | \$3,070,802.00 |
| WALSH COLLEGE | 19 | \$29,250.00 | 219 | \$296,020.00 | 238 | \$325,270.00 |
| Grand Total | 1,888 | \$5,137,981.00 | 13,935 | \$35,896,571.00 | 15,823 | \$41,034,552.00 |

Public Institution Data

| # and \$ Total Awarded at Public Institutions – MCS AWARDS ONLY | | |
|--|------------------|-------------------------|
| Institution | # Awarded | \$ Total Awarded |
| CENTRAL MICHIGAN UNIVERSITY | 502 | \$606,428.00 |
| EASTERN MICHIGAN UNIVERSITY | 347 | \$440,412.00 |
| FERRIS STATE UNIVERSITY | 234 | \$305,689.00 |
| GRAND VALLEY STATE UNIVERSITY | 1,257 | \$1,689,697.00 |
| LAKE SUPERIOR STATE UNIVERSITY | 38 | \$51,728.00 |
| MICHIGAN STATE UNIVERSITY | 2,127 | \$2,916,207.00 |
| MICHIGAN TECHNOLOGICAL UNIVERSITY | 672 | \$919,187.00 |
| NORTHERN MICHIGAN UNIVERSITY | 181 | \$241,218.00 |
| OAKLAND UNIVERSITY | 601 | \$804,248.00 |
| SAGINAW VALLEY STATE UNIVERSITY | 260 | \$330,913.00 |
| UNIVERSITY OF MICHIGAN - ANN ARBOR | 2,121 | \$2,953,165.00 |
| UNIVERSITY OF MICHIGAN - DEARBORN | 381 | \$493,890.00 |
| UNIVERSITY OF MICHIGAN - FLINT | 135 | \$165,405.00 |
| WAYNE STATE UNIVERSITY | 681 | \$892,978.00 |
| WESTERN MICHIGAN UNIVERSITY | 353 | \$453,205.00 |
| Grand Total | 9,890 | \$13,264,370.00 |

Year-over-Year MCS and MTG # Students Served

| Year-over-Year MCS and MTG # Students Served | | |
|---|------------------------|------------------------|
| Fiscal Year | MCS² | MTG³ |
| 2023-24 | 12,589 | 13,935 |
| 2022-23 | 15,717 | 12,172 |
| 2021-22 | 19,678 | 13,626 |
| 2020-21 | 22,259 | 13,284 |
| 2019-20 | 28,788 | 14,326 |
| 2018-19 | 30,730 | 13,301 |
| 2017-18 | 34,414 | 16,532 |
| 2016-17 | 34,288 | 15,920 |
| 2015-16 | 32,378 | 17,484 |
| 2014-15 | 29,527 | 21,893 |
| 2013-14 | 31,161 | 22,642 |
| 2012-13 | 33,891 | 22,226 |

² MCS is no longer available to students who have graduated high school (or its equivalent) in 2023 or greater.

³ Starting in academic year 2024-2025, MTG is no longer available to students who have not initiated (received a paid award) in academic year 2023-2024 or prior.

MI Future Educator Fellowship Program (Fellowship)

The MI Future Educator Fellowship Program (Fellowship) provides financial assistance to Michigan's aspiring educators who are admitted and enrolled in an eligible Educator Preparation Program (EPP) approved by the Michigan Department of Education (MDE). MI Fellowship offers renewable awards up to \$10,000 per year, for up to three years, as long as students meet certain eligibility criteria including, but not limited to:

- full-time enrollment in an eligible Educator Preparation Program (EPP),
- completion of a Fellowship application, and Free Application for Federal Student Aid (FAFSA),
- meet requirements of Satisfactory Academic Progress (SAP),
- have a cumulative GPA of at least 3.0,
- be a Michigan resident, and
- be considered a junior per their institution's definition.

Eligible students must also complete a Commitment to Teach in Michigan Agreement (CTMA), which requires recipients teach in Michigan in a public school or qualifying public preschool program for a specific number of years, depending on the number of years a Fellowship was awarded. If recipients do not fulfill their CTMA, the Michigan Department of Treasury (Treasury) implements processes to convert Fellowship awards into 0% interest rate loans which must be repaid within ten years.

For additional details regarding the MI Future Educator Fellowship Program eligibility criteria, award rules, and CTMA teaching requirements, visit: michigan.gov/mistudentaid/programs.

Pursuant to Section 27a (12) of the [Public Act 120 of 2024](#), additional reporting obligations for the preceding year apply to the MI Future Educator Fellowship Program by February 01, which were already submitted to the legislature and are also included below:

- *The number and amount of awards granted in the previous fiscal year.*
- *The number of recipients in the previous fiscal year that had their awards converted to loans under subsection (8).*

The data for the number of students and dollar amounts awarded comes from MiLEAP Office of Higher Education. The data for Fellowship loan conversions comes from the Student Loans Repayment Division (SLRD) within the Michigan Department of Treasury.

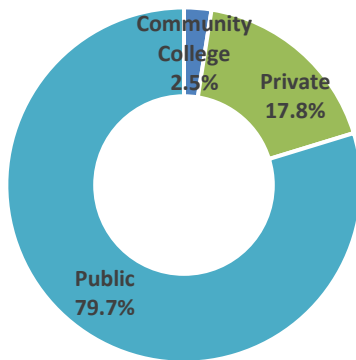
Programs designated with an asterisk "*" are considered alternative route providers among the Educator Preparation Programs (EPP) listed below. For additional information about alternative route providers, visit Michigan Department of Education's [guidance page](#).

Data Summary by Institution Type

Section below provides data summary by institution type on the total # of students that were awarded a MI Future Educator Fellowship (Fellowship) and the total \$ amounts awarded. **A student is considered an award recipient if they received at least \$0.01 for this program.**

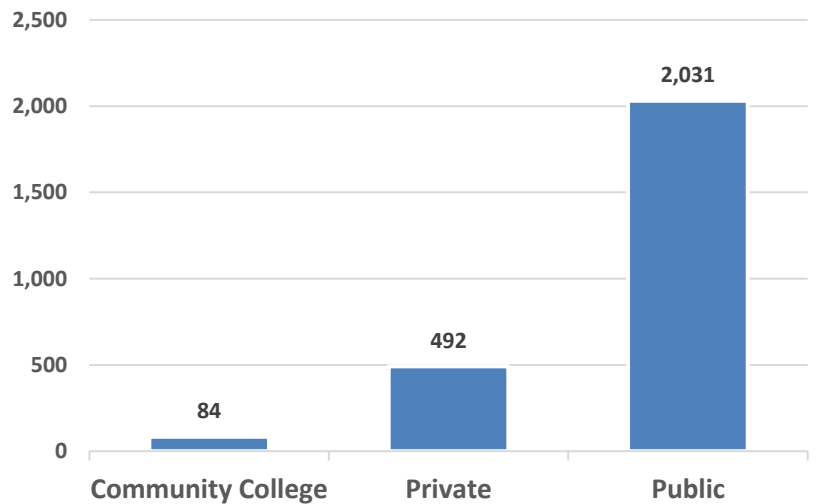
| # and \$ Total Awarded for MI Future Educator Fellowship | | |
|---|------------------|-------------------------|
| Institution Type | # Awarded | \$ Total Awarded |
| Community College | 84 | \$567,925.50 |
| Private | 492 | \$4,065,399.00 |
| Public | 2,031 | \$18,223,320.93 |
| Grand Total | 2,607 | \$22,856,645.43 |

\$ Award Distribution by Institution Type



■ Community College ■ Private ■ Public

Awarded by Institution Type



Community College Data

| # and \$ Total Awarded at Community Colleges | | |
|---|------------------|-------------------------|
| Institution | # Awarded | \$ Total Awarded |
| SCHOOLCRAFT COLLEGE | 84 | \$567,925.50 |
| Grand Total | 84 | \$567,925.50 |

Private Institution Data

| # and \$ Total Awarded at Private Institutions | | |
|---|------------------|-------------------------|
| Institution | # Awarded | \$ Total Awarded |
| #TEACH* | 91 | \$611,237.00 |
| ADRIAN COLLEGE | 15 | \$115,186.00 |
| ALBION COLLEGE | 8 | \$80,000.00 |

| | | |
|--------------------------------------|------------|-----------------------|
| ALMA COLLEGE | 40 | \$390,000.00 |
| ANDREWS UNIVERSITY | 1 | \$10,000.00 |
| AQUINAS COLLEGE | 28 | \$232,745.00 |
| CALVIN UNIVERSITY | 19 | \$165,000.00 |
| COLLEGE FOR CREATIVE STUDIES | 2 | \$15,000.00 |
| CONCORDIA UNIVERSITY | 42 | \$380,000.00 |
| CORNERSTONE UNIVERSITY | 43 | \$379,858.00 |
| DAVENPORT UNIVERSITY | 9 | \$76,983.00 |
| HOPE COLLEGE | 59 | \$590,000.00 |
| MADONNA UNIVERSITY | 18 | \$179,232.00 |
| MICHIGAN TEACHERS OF TOMORROW* | 53 | \$306,780.00 |
| PROFESSIONAL INNOVATORS IN TEACHING* | 17 | \$140,000.00 |
| ROCHESTER CHRISTIAN UNIVERSITY | 10 | \$95,000.00 |
| SIENA HEIGHTS UNIVERSITY | 11 | \$73,378.00 |
| SPRING ARBOR UNIVERSITY | 26 | \$225,000.00 |
| Grand Total | 492 | \$4,065,399.00 |

Public Institution Data

| # and \$ Total Awarded at Public Institutions | | |
|---|--------------|------------------------|
| Institution | # Awarded | \$ Total Awarded |
| CENTRAL MICHIGAN UNIVERSITY | 295 | \$2,564,245.95 |
| EASTERN MICHIGAN UNIVERSITY | 126 | \$1,096,043.00 |
| FERRIS STATE UNIVERSITY | 104 | \$940,682.00 |
| GRAND VALLEY STATE UNIVERSITY | 310 | \$2,876,538.00 |
| LAKE SUPERIOR STATE UNIVERSITY | 17 | \$152,454.00 |
| MICHIGAN STATE UNIVERSITY | 179 | \$1,762,330.50 |
| NORTHERN MICHIGAN UNIVERSITY | 77 | \$689,718.12 |
| OAKLAND UNIVERSITY | 249 | \$2,266,568.00 |
| SAGINAW VALLEY STATE UNIVERSITY | 238 | \$2,171,406.00 |
| UNIVERSITY OF MICHIGAN - ANN ARBOR | 103 | \$662,111.00 |
| UNIVERSITY OF MICHIGAN - DEARBORN | 47 | \$373,713.00 |
| UNIVERSITY OF MICHIGAN - FLINT | 66 | \$595,371.00 |
| WAYNE STATE UNIVERSITY | 123 | \$1,160,322.80 |
| WESTERN MICHIGAN UNIVERSITY | 97 | \$911,817.56 |
| Grand Total | 2,031 | \$18,223,320.93 |

Total Awards Converted to Loans

Section below includes information on the MI Future Educator Fellowship Program awards that were converted to loans for the Fiscal Year 2024.

- **Fellowship awards converted to a 0% interest rate loan: zero (0)**
 - Fellowship recipients are afforded a grace period to seek teaching employment in the State of Michigan. For students who **do complete** their Educator Preparation Program, the award amounts cannot convert to loans until after their respective 12-month grace period ends. For students who **do not complete** their EPP, the grace period lasts for 6 months.
 - For academic year 2022-23 or 2023-24 Fellowship award recipients who **did** complete their Educator Preparation Program and are past their 12-month grace period, first round of notifications were sent out in August 2024. These recipients' Fellowship awards will convert to loans in August 2025.
 - For academic year 2022-23 or 2023-24 Fellowship award recipients who **did not** complete their Educator Preparation Program, are no longer enrolled, and are past their 6-month grace period, first round of notifications were sent out in August 2024. These recipients' Fellowship awards will convert to loans in February 2025.

MI Future Educator Stipend Program (Stipend)

The MI Future Educator Stipend Program (Stipend) provides \$9,600 per semester to aspiring educators who are participating in their required student teaching. Students are limited to one Stipend award during their required student teaching experience, unless their Educator Preparation Program (EPP) specifically requires they complete more than one semester/term of student teaching to become a certified teacher in Michigan.

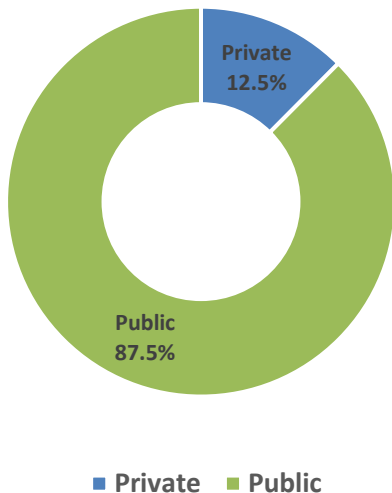
Only Michigan public degree-granting community colleges, public universities, or Michigan private or independent degree-granting non-profit institutions who offer an [Educator Preparation Program \(EPP\)](#) approved by Michigan’s State Board of Education may participate. For program rules and eligibility criteria, visit: michigan.gov/mistudentaid/programs.

Data Summary by Institution Type

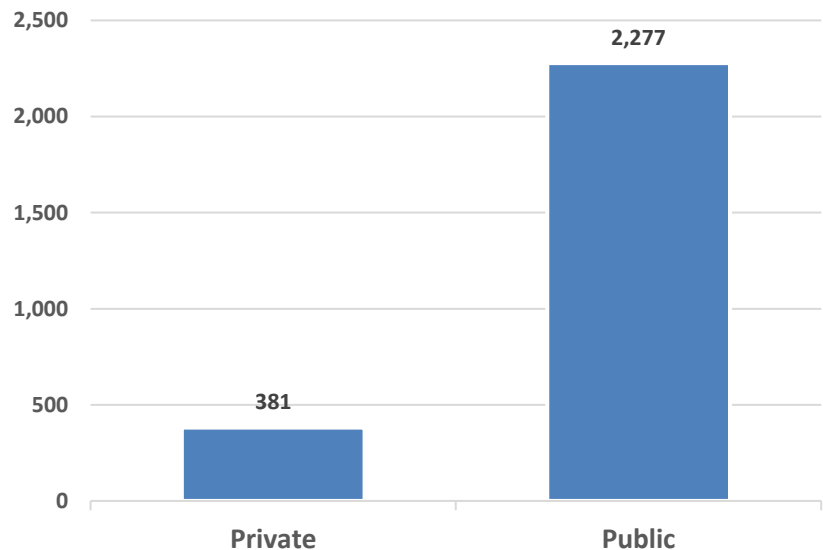
Section below provides data summary by institution type on the total # of students that were awarded a MI Future Educator Stipend (Stipend) and the total \$ amounts awarded. **A student is considered an award recipient if they received at least \$0.01 for this program.**

| # and \$ Total Awarded for MI Future Educator Stipend | | |
|---|--------------|------------------------|
| Institution Type | # Awarded | \$ Total Awarded |
| Private | 381 | \$3,820,800.00 |
| Public | 2,277 | \$26,860,800.00 |
| Grand Total | 2,658 | \$30,681,600.00 |

\$ Award Distribution by Institution Type



Awarded by Institution Type



Private Institution Data

| # and \$ Total Awarded at Private Institutions | | |
|---|------------------|-------------------------|
| Institution | # Awarded | \$ Total Awarded |
| ADRIAN COLLEGE | 36 | \$345,600.00 |
| ALBION COLLEGE | 14 | \$134,400.00 |
| ALMA COLLEGE | 38 | \$384,000.00 |
| ANDREWS UNIVERSITY | 5 | \$48,000.00 |
| AQUINAS COLLEGE | 25 | \$240,000.00 |
| CALVIN UNIVERSITY | 59 | \$614,400.00 |
| COLLEGE FOR CREATIVE STUDIES | 3 | \$28,800.00 |
| CONCORDIA UNIVERSITY | 17 | \$163,200.00 |
| CORNERSTONE UNIVERSITY | 40 | \$384,000.00 |
| HOPE COLLEGE | 87 | \$921,600.00 |
| MADONNA UNIVERSITY | 10 | \$96,000.00 |
| ROCHESTER CHRISTIAN UNIVERSITY | 10 | \$96,000.00 |
| SIENA HEIGHTS UNIVERSITY | 11 | \$115,200.00 |
| SPRING ARBOR UNIVERSITY | 26 | \$249,600.00 |
| Grand Total | 381 | \$3,820,800.00 |

Public Institution Data

| # and \$ Total Awarded at Public Institutions | | |
|--|------------------|-------------------------|
| Institution | # Awarded | \$ Total Awarded |
| CENTRAL MICHIGAN UNIVERSITY | 269 | \$2,697,600.00 |
| EASTERN MICHIGAN UNIVERSITY | 313 | \$3,312,000.00 |
| FERRIS STATE UNIVERSITY | 67 | \$643,200.00 |
| GRAND VALLEY STATE UNIVERSITY | 435 | \$6,067,200.00 |
| LAKE SUPERIOR STATE UNIVERSITY | 15 | \$153,600.00 |
| MICHIGAN STATE UNIVERSITY | 226 | \$4,060,800.00 |
| NORTHERN MICHIGAN UNIVERSITY | 102 | \$979,200.00 |
| OAKLAND UNIVERSITY | 237 | \$2,275,200.00 |
| SAGINAW VALLEY STATE UNIVERSITY | 145 | \$1,526,400.00 |
| UNIVERSITY OF MICHIGAN - ANN ARBOR | 86 | \$912,000.00 |
| UNIVERSITY OF MICHIGAN - DEARBORN | 45 | \$441,600.00 |
| UNIVERSITY OF MICHIGAN - FLINT | 50 | \$480,000.00 |
| WAYNE STATE UNIVERSITY | 127 | \$1,363,200.00 |
| WESTERN MICHIGAN UNIVERSITY | 160 | \$1,948,800.00 |
| Grand Total | 2,277 | \$26,860,800.00 |

MI GEAR UP

The MI Gaining Early Awareness and Readiness for Undergraduate Programs (MI GEAR UP) provides early intervention services to students in middle school and high school. The MI GEAR UP scholarship serves low-income students by providing them with support services to increase their opportunity to succeed in postsecondary education.

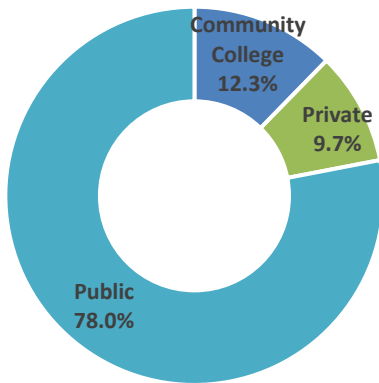
The maximum award amount a student may receive for MI GEAR UP is \$2,000 per academic year. The lifetime maximum award is \$4,000. For additional details regarding eligibility criteria and award rules, visit: michigan.gov/mistudentaid/programs.

Data Summary by Institution Type

Section below provides data summary by institution type on the total # of students that were awarded MI GEAR UP and the total \$ amounts awarded. **A student is considered an award recipient if they received at least \$0.01 for this program.**

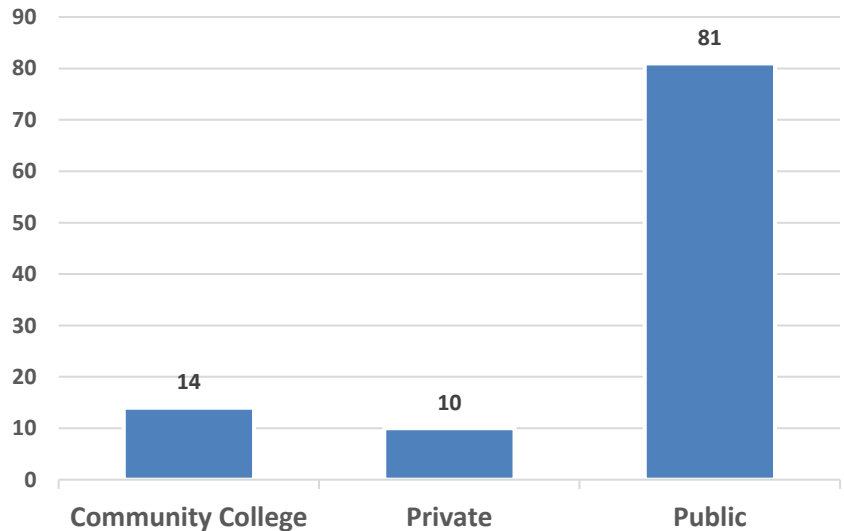
| # and \$ Total Awarded for MI GEAR UP | | |
|---------------------------------------|------------|---------------------|
| Institution Type | # Awarded | \$ Total Awarded |
| Community College | 14 | \$24,200.00 |
| Private | 10 | \$19,000.00 |
| Public | 81 | \$153,441.00 |
| Grand Total | 105 | \$196,641.00 |

\$ Award Distribution by Institution Type



■ Community College ■ Private ■ Public

Awarded by Institution Type



Community College Data

| # and \$ Total Awarded at Community Colleges | | |
|---|------------------|-------------------------|
| Institution | # Awarded | \$ Total Awarded |
| DELTA COLLEGE | 2 | \$2,200.00 |
| GRAND RAPIDS COMMUNITY COLLEGE | 2 | \$3,000.00 |
| HENRY FORD COLLEGE | 2 | \$4,000.00 |
| KALAMAZOO VALLEY COMMUNITY COLLEGE | 1 | \$2,000.00 |
| LAKE MICHIGAN COLLEGE | 1 | \$2,000.00 |
| LANSING COMMUNITY COLLEGE | 3 | \$5,000.00 |
| SOUTHWESTERN MICHIGAN COLLEGE | 3 | \$6,000.00 |
| Grand Total | 14 | \$24,200.00 |

Private Institution Data

| # and \$ Total Awarded at Private Institutions | | |
|---|------------------|-------------------------|
| Institution | # Awarded | \$ Total Awarded |
| ADRIAN COLLEGE | 1 | \$2,000.00 |
| ALBION COLLEGE | 1 | \$2,000.00 |
| CALVIN UNIVERSITY | 1 | \$2,000.00 |
| SIENA HEIGHTS UNIVERSITY | 1 | \$2,000.00 |
| SPRING ARBOR UNIVERSITY | 1 | \$2,000.00 |
| THE UNIVERSITY OF OLIVET | 2 | \$3,000.00 |
| UNIVERSITY OF DETROIT MERCY | 3 | \$6,000.00 |
| Grand Total | 10 | \$19,000.00 |

Public Institution Data

| # and \$ Total Awarded at Public Institutions | | |
|--|------------------|-------------------------|
| Institution | # Awarded | \$ Total Awarded |
| CENTRAL MICHIGAN UNIVERSITY | 5 | \$10,000.00 |
| EASTERN MICHIGAN UNIVERSITY | 6 | \$10,000.00 |
| FERRIS STATE UNIVERSITY | 2 | \$4,000.00 |
| GRAND VALLEY STATE UNIVERSITY | 14 | \$27,000.00 |
| MICHIGAN STATE UNIVERSITY | 15 | \$30,000.00 |
| NORTHERN MICHIGAN UNIVERSITY | 1 | \$2,000.00 |
| OAKLAND UNIVERSITY | 4 | \$8,000.00 |
| SAGINAW VALLEY STATE UNIVERSITY | 5 | \$7,773.00 |
| UNIVERSITY OF MICHIGAN - ANN ARBOR | 7 | \$14,000.00 |
| UNIVERSITY OF MICHIGAN - DEARBORN | 3 | \$6,000.00 |
| WAYNE STATE UNIVERSITY | 14 | \$26,000.00 |
| WESTERN MICHIGAN UNIVERSITY | 5 | \$8,668.00 |
| Grand Total | 81 | \$153,441.00 |

Michigan Reconnect (Reconnect)

Michigan Reconnect (Reconnect) is a last-dollar scholarship program that pays tuition for Michigan's adults who have not already earned a postsecondary degree to attend an in-district community college at no cost (or an out-of-district community college at a deep discount).

The application and website for Reconnect were publicly launched in February 2021, and the first semester a student could attend using the scholarship was the summer of 2021.

For additional details regarding Michigan Reconnect Scholarship program eligibility criteria and award rules, visit: michigan.gov/reconnect.

Community College Data

Section below provides data summary by institution on the total # of students that were awarded Michigan Reconnect (Reconnect) and the total \$ amounts awarded. **A student is considered awarded if they received at least \$0.01, or if they met the eligibility criteria for the scholarship but did not receive funding due to other scholarships or grants covering their tuition.**

| # and \$ Total Awarded at Community Colleges | | |
|--|-----------|------------------|
| Institution | # Awarded | \$ Total Awarded |
| ALPENA COMMUNITY COLLEGE | 81 | \$148,296.38 |
| BAY COLLEGE | 221 | \$429,604.00 |
| BAY MILLS COMMUNITY COLLEGE | 103 | \$32,995.04 |
| DELTA COLLEGE | 2,207 | \$2,933,586.80 |
| GLEN OAKS COMMUNITY COLLEGE | 171 | \$297,101.48 |
| GOGEBIC COMMUNITY COLLEGE | 117 | \$144,732.00 |
| GRAND RAPIDS COMMUNITY COLLEGE | 2,131 | \$3,222,883.45 |
| HENRY FORD COLLEGE | 975 | \$1,251,716.87 |
| JACKSON COLLEGE | 1,115 | \$2,195,827.09 |
| KALAMAZOO VALLEY COMMUNITY COLLEGE | 1,159 | \$1,533,516.46 |
| KELLOGG COMMUNITY COLLEGE | 1,199 | \$1,844,517.68 |
| KEWEENAW BAY OJIBWA COMMUNITY COLLEGE | 65 | \$221,285.00 |
| KIRTLAND COMMUNITY COLLEGE | 283 | \$458,152.00 |
| LAKE MICHIGAN COLLEGE | 365 | \$626,030.50 |
| LANSING COMMUNITY COLLEGE | 1,434 | \$2,117,901.63 |
| MACOMB COMMUNITY COLLEGE | 1,787 | \$2,428,338.26 |
| MID MICHIGAN COLLEGE | 450 | \$778,536.96 |
| MONROE COUNTY COMMUNITY COLLEGE | 397 | \$422,475.06 |
| MONTCALM COMMUNITY COLLEGE | 246 | \$285,808.50 |
| MOTT COMMUNITY COLLEGE | 2,033 | \$2,763,057.42 |
| MUSKEGON COMMUNITY COLLEGE | 463 | \$925,797.36 |

| | | |
|---|---------------|------------------------|
| NORTH CENTRAL MICHIGAN COLLEGE | 144 | \$233,836.00 |
| NORTHWESTERN MICHIGAN COLLEGE | 445 | \$819,056.25 |
| OAKLAND COMMUNITY COLLEGE | 3,128 | \$2,783,193.49 |
| SCHOOLCRAFT COLLEGE | 1,596 | \$2,676,902.98 |
| SOUTHWESTERN MICHIGAN COLLEGE | 252 | \$400,750.14 |
| ST. CLAIR COUNTY COMMUNITY COLLEGE | 444 | \$1,183,324.67 |
| WASHTENAW COMMUNITY COLLEGE | 1,781 | \$1,593,922.15 |
| WAYNE COUNTY COMMUNITY COLLEGE DISTRICT | 1,995 | \$1,326,719.26 |
| WEST SHORE COMMUNITY COLLEGE | 91 | \$107,157.88 |
| Grand Total | 26,878 | \$36,187,022.76 |

Michigan Reconnect Expansion (Reconnect 21)

The Michigan Reconnect Expansion (Reconnect 21) program temporarily expanded Reconnect eligibility to Michiganders aged 21 through 24. Reconnect 21 is a last-dollar scholarship program that pays tuition for Michiganders aged 21 through 24 who have not already earned a postsecondary degree to attend an in-district community college at no cost (or an out-of-district community college at a deep discount).

The Reconnect 21 application was open from October 1, 2023 through December 31, 2024. In order to participate in the program, Reconnect 21 applicants are required to enroll in at least one credit by the end of academic year 2024-2025.

For additional details regarding Reconnect 21 program eligibility criteria and award rules, visit: michigan.gov/reconnect21.

Community College Data

Section below provides data summary by institution on the total # of students that were awarded Michigan Reconnect Expansion (Reconnect 21) and the total \$ amounts awarded. **A student is considered awarded if they received at least \$0.01, or if they met the eligibility criteria for the scholarship but did not receive funding due to other scholarships or grants covering their tuition.**

| # and \$ Total Awarded at Community Colleges | | |
|---|------------------|-------------------------|
| Institution | # Awarded | \$ Total Awarded |
| ALPENA COMMUNITY COLLEGE | 20 | \$28,323.50 |
| BAY COLLEGE | 37 | \$69,323.00 |
| BAY MILLS COMMUNITY COLLEGE | 2 | \$110.00 |
| DELTA COLLEGE | 432 | \$685,368.00 |
| GLEN OAKS COMMUNITY COLLEGE | 34 | \$49,319.04 |
| GOGEBIC COMMUNITY COLLEGE | 47 | \$102,162.00 |
| GRAND RAPIDS COMMUNITY COLLEGE | 660 | \$1,255,695.31 |
| HENRY FORD COLLEGE | 265 | \$354,651.53 |
| JACKSON COLLEGE | 266 | \$608,839.95 |
| KALAMAZOO VALLEY COMMUNITY COLLEGE | 268 | \$340,179.30 |
| KELLOGG COMMUNITY COLLEGE | 243 | \$549,047.94 |
| KEWEENAW BAY OJIBWA COMMUNITY COLLEGE | 13 | \$40,280.00 |
| KIRTLAND COMMUNITY COLLEGE | 55 | \$150,738.00 |
| LAKE MICHIGAN COLLEGE | 47 | \$74,875.00 |
| LANSING COMMUNITY COLLEGE | 539 | \$1,072,673.50 |
| MACOMB COMMUNITY COLLEGE | 532 | \$616,886.24 |
| MID MICHIGAN COLLEGE | 131 | \$392,341.96 |
| MONROE COUNTY COMMUNITY COLLEGE | 99 | \$210,862.21 |

| | | |
|---|--------------|------------------------|
| MONTCALM COMMUNITY COLLEGE | 49 | \$71,868.50 |
| MOTT COMMUNITY COLLEGE | 406 | \$842,038.30 |
| MUSKEGON COMMUNITY COLLEGE | 212 | \$563,645.00 |
| NORTH CENTRAL MICHIGAN COLLEGE | 18 | \$23,758.00 |
| NORTHWESTERN MICHIGAN COLLEGE | 151 | \$306,393.40 |
| OAKLAND COMMUNITY COLLEGE | 703 | \$796,287.89 |
| SCHOOLCRAFT COLLEGE | 268 | \$546,987.33 |
| SOUTHWESTERN MICHIGAN COLLEGE | 71 | \$158,341.03 |
| ST. CLAIR COUNTY COMMUNITY COLLEGE | 141 | \$474,126.50 |
| WASHTENAW COMMUNITY COLLEGE | 386 | \$422,697.84 |
| WAYNE COUNTY COMMUNITY COLLEGE DISTRICT | 238 | \$111,482.25 |
| WEST SHORE COMMUNITY COLLEGE | 16 | \$20,037.00 |
| Grand Total | 6,349 | \$10,939,339.52 |

Police Officer’s and Fire Fighter’s Survivor Tuition Grant (STG)

The Police Officer’s and Fire Fighter’s Survivor Tuition Grant (STG) provides for the waiver of tuition at a Michigan community college or public university for children and surviving spouses of Michigan police officers and fire fighters killed in the line of duty. Eligible students must apply for the first time before the age of 26 and must complete an application process and meet other program eligibility requirements to qualify.

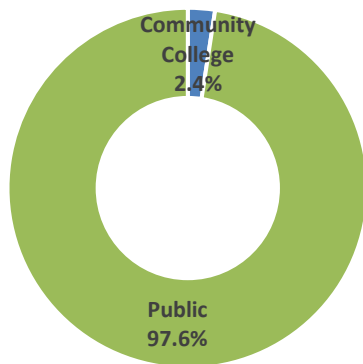
For program rules and eligibility criteria, visit: michigan.gov/mistudentaid/programs.

Data Summary by Institution Type

Section below provides data summary by institution type on the total # of students that were awarded a Survivor Tuition Grant (STG) and the total \$ amounts awarded. **A student is considered an award recipient if they received at least \$0.01 for this program.**

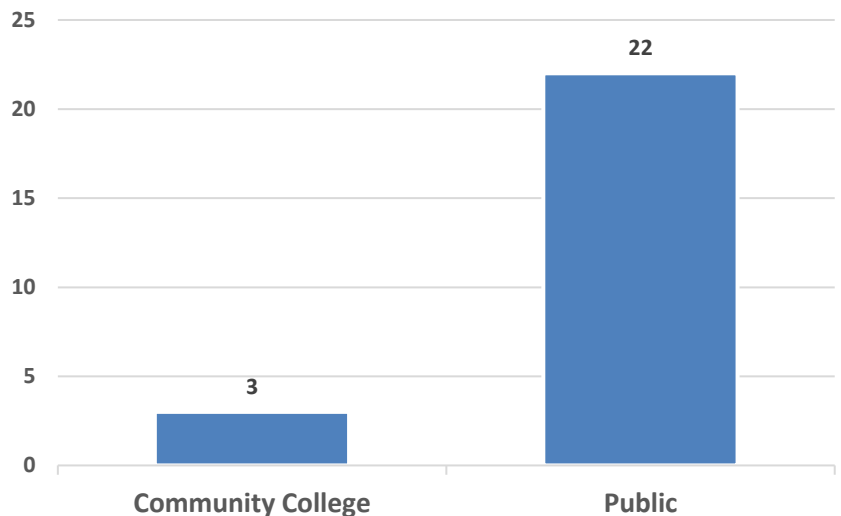
| # and \$ Total Awarded for Survivor Tuition Grant (STG) | | |
|--|------------------|-------------------------|
| Institution Type | # Awarded | \$ Total Awarded |
| Community College | 3 | \$8,124.24 |
| Public | 22 | \$326,038.89 |
| Grand Total | 25 | \$334,163.13 |

\$ Award Distribution by Institution Type



■ Community College ■ Public

Awarded by Institution Type



Community College Data

| # and \$ Total Awarded at Community Colleges | | |
|---|------------------|-------------------------|
| Institution | # Awarded | \$ Total Awarded |
| MACOMB COMMUNITY COLLEGE | 1 | \$1,332.00 |
| MID MICHIGAN COLLEGE | 1 | \$1,482.00 |
| MONROE COUNTY COMMUNITY COLLEGE | 1 | \$5,310.24 |
| Grand Total | 3 | \$8,124.24 |

Public Institution Data

| # and \$ Total Awarded at Public Institutions | | |
|--|------------------|-------------------------|
| Institution | # Awarded | \$ Total Awarded |
| CENTRAL MICHIGAN UNIVERSITY | 1 | \$14,340.00 |
| FERRIS STATE UNIVERSITY | 2 | \$44,992.00 |
| GRAND VALLEY STATE UNIVERSITY | 4 | \$51,198.00 |
| MICHIGAN STATE UNIVERSITY | 7 | \$125,276.00 |
| NORTHERN MICHIGAN UNIVERSITY | 1 | \$1,834.00 |
| OAKLAND UNIVERSITY | 5 | \$51,494.75 |
| UNIVERSITY OF MICHIGAN - ANN ARBOR | 1 | \$17,977.00 |
| WAYNE STATE UNIVERSITY | 1 | \$18,927.14 |
| Grand Total | 22 | \$326,038.89 |

Tuition Incentive Program (TIP)

The Tuition Incentive Program (TIP) provides tuition assistance during an eligible student’s qualifying certificate or associate degree program, and during the student’s bachelor’s degree program. These two periods of assistance are referred to as ‘Phase I’ and ‘Phase II’, respectively. **Phase I** - Students must be enrolled in a certificate or associate degree program. **Phase II** - A student becomes eligible for TIP Phase II after earning 56 transferable semester credits (84 transferable term credits), a certificate (minimum of one year), or an associate degree.

Only students who were identified by the Michigan Department of Health and Human Services (MDHHS) as having met the Michigan Medicaid eligibility requirement may be considered for TIP. For additional details regarding eligibility criteria and award rules, visit:

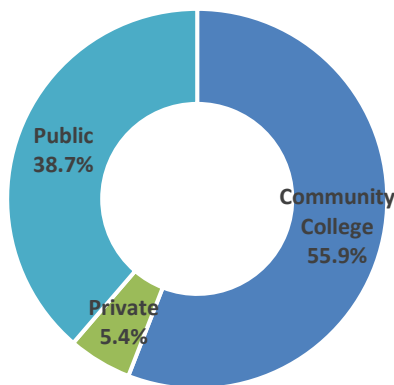
michigan.gov/mistudentaid/programs.

Data Summary by Institution Type

Section below provides data summary by institution type on the total # of students that were awarded Tuition Incentive Program (TIP) and the total \$ amounts awarded. **A student is considered an award recipient if they received at least \$0.01 for this program.**

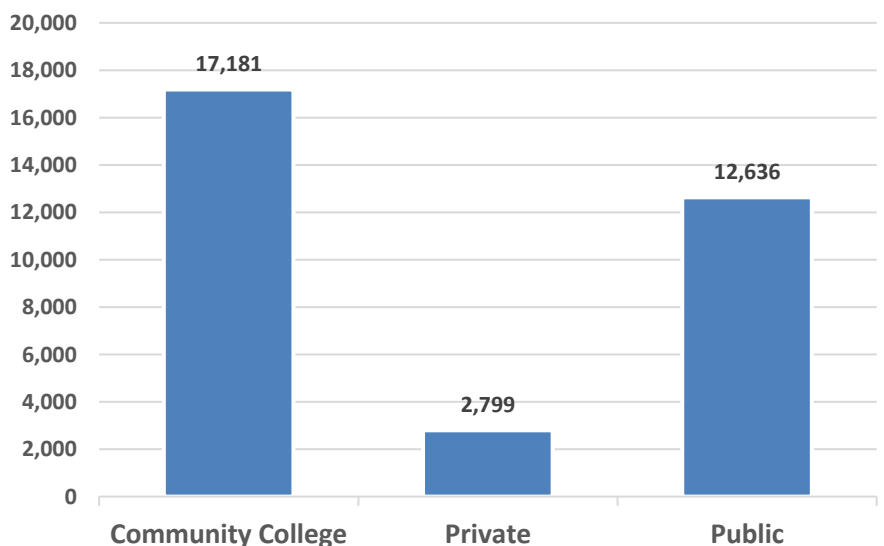
| # and \$ Total Awarded for Tuition Incentive Program (TIP) | | |
|---|------------------|-------------------------|
| Institution Type | # Awarded | \$ Total Awarded |
| Community College | 17,181 | \$52,617,381.65 |
| Private | 2,799 | \$5,087,851.00 |
| Public | 12,636 | \$36,419,205.53 |
| Grand Total | 32,616 | \$94,124,438.18 |

\$ Award Distribution by Institution Type



■ Community College ■ Private ■ Public

Awarded by Institution Type



Community College Data

| # and \$ Total Awarded at Community Colleges | | |
|--|---------------|------------------------|
| Institution | # Awarded | \$ Total Awarded |
| ALPENA COMMUNITY COLLEGE | 179 | \$892,589.91 |
| BAY COLLEGE | 182 | \$780,942.00 |
| BAY MILLS COMMUNITY COLLEGE | 39 | \$34,625.00 |
| DELTA COLLEGE | 1,117 | \$3,404,555.90 |
| GLEN OAKS COMMUNITY COLLEGE | 129 | \$494,130.00 |
| GOGEBIC COMMUNITY COLLEGE | 96 | \$393,315.00 |
| GRAND RAPIDS COMMUNITY COLLEGE | 1,471 | \$4,625,227.99 |
| HENRY FORD COLLEGE | 3,059 | \$8,708,074.77 |
| JACKSON COLLEGE | 702 | \$2,958,532.93 |
| KALAMAZOO VALLEY COMMUNITY COLLEGE | 378 | \$990,929.80 |
| KELLOGG COMMUNITY COLLEGE | 124 | \$345,393.50 |
| KEWEENAW BAY OJIBWA COMMUNITY COLLEGE | 11 | \$40,100.00 |
| KIRTLAND COMMUNITY COLLEGE | 208 | \$741,522.00 |
| LAKE MICHIGAN COLLEGE | 326 | \$982,977.75 |
| LANSING COMMUNITY COLLEGE | 1,009 | \$2,876,029.97 |
| MACOMB COMMUNITY COLLEGE | 832 | \$1,890,776.50 |
| MID MICHIGAN COLLEGE | 427 | \$1,613,774.75 |
| MONROE COUNTY COMMUNITY COLLEGE | 211 | \$498,072.90 |
| MONTCALM COMMUNITY COLLEGE | 188 | \$517,427.00 |
| MOTT COMMUNITY COLLEGE | 937 | \$3,160,878.39 |
| MUSKEGON COMMUNITY COLLEGE | 379 | \$1,334,032.01 |
| NORTH CENTRAL MICHIGAN COLLEGE | 242 | \$1,154,586.00 |
| NORTHWESTERN MICHIGAN COLLEGE | 454 | \$1,979,725.70 |
| OAKLAND COMMUNITY COLLEGE | 1,336 | \$2,754,845.00 |
| SAGINAW CHIPPEWA TRIBAL COLLEGE | 5 | \$7,810.00 |
| SCHOOLCRAFT COLLEGE | 726 | \$2,436,571.48 |
| SOUTHWESTERN MICHIGAN COLLEGE | 378 | \$1,549,196.24 |
| ST. CLAIR COUNTY COMMUNITY COLLEGE | 395 | \$1,551,507.36 |
| WASHTENAW COMMUNITY COLLEGE | 537 | \$1,185,389.00 |
| WAYNE COUNTY COMMUNITY COLLEGE DISTRICT | 923 | \$2,205,615.80 |
| WEST SHORE COMMUNITY COLLEGE | 181 | \$508,227.00 |
| Grand Total | 17,181 | \$52,617,381.65 |

Private Institution Data

| # and \$ Total Awarded at Private Institutions | | |
|--|-----------|------------------|
| Institution | # Awarded | \$ Total Awarded |
| ADRIAN COLLEGE | 221 | \$699,102.00 |
| ALBION COLLEGE | 123 | \$108,500.00 |

| | | |
|-----------------------------------|--------------|-----------------------|
| ALMA COLLEGE | 60 | \$55,000.00 |
| ANDREWS UNIVERSITY | 15 | \$16,924.00 |
| AQUINAS COLLEGE | 46 | \$41,500.00 |
| BAKER COLLEGE | 315 | \$732,936.00 |
| CALVIN UNIVERSITY | 42 | \$42,082.00 |
| CLEARY UNIVERSITY | 68 | \$189,824.00 |
| COLLEGE FOR CREATIVE STUDIES | 46 | \$41,500.00 |
| CONCORDIA UNIVERSITY | 34 | \$28,000.00 |
| CORNERSTONE UNIVERSITY | 148 | \$294,770.00 |
| DAVENPORT UNIVERSITY | 310 | \$686,160.00 |
| GRACE CHRISTIAN UNIVERSITY | 66 | \$167,067.00 |
| GREAT LAKES CHRISTIAN COLLEGE | 36 | \$108,862.00 |
| HOPE COLLEGE | 101 | \$82,000.00 |
| KALAMAZOO COLLEGE | 35 | \$34,334.00 |
| KETTERING UNIVERSITY | 45 | \$36,500.00 |
| KUYPER COLLEGE | 30 | \$79,084.00 |
| LAWRENCE TECHNOLOGICAL UNIVERSITY | 94 | \$196,418.00 |
| MADONNA UNIVERSITY | 98 | \$98,888.00 |
| NORTHWOOD UNIVERSITY | 137 | \$256,338.00 |
| ROCHESTER CHRISTIAN UNIVERSITY | 126 | \$281,714.00 |
| SACRED HEART MAJOR SEMINARY | 1 | \$1,000.00 |
| SIENA HEIGHTS UNIVERSITY | 160 | \$429,802.00 |
| SPRING ARBOR UNIVERSITY | 60 | \$53,500.00 |
| THE UNIVERSITY OF OLIVET | 77 | \$68,500.00 |
| UNIVERSITY OF DETROIT MERCY | 274 | \$226,346.00 |
| WALSH COLLEGE | 31 | \$31,200.00 |
| Grand Total | 2,799 | \$5,087,851.00 |

Public Institution Data

| # and \$ Total Awarded at Public Institutions | | |
|---|-----------|------------------|
| Institution | # Awarded | \$ Total Awarded |
| CENTRAL MICHIGAN UNIVERSITY | 557 | \$486,560.00 |
| EASTERN MICHIGAN UNIVERSITY | 733 | \$630,640.00 |
| FERRIS STATE UNIVERSITY | 1,811 | \$15,821,517.00 |
| GRAND VALLEY STATE UNIVERSITY | 750 | \$660,500.00 |
| LAKE SUPERIOR STATE UNIVERSITY | 200 | \$1,803,693.00 |
| MICHIGAN STATE UNIVERSITY | 1,850 | \$1,894,696.50 |
| MICHIGAN TECHNOLOGICAL UNIVERSITY | 462 | \$4,497,387.34 |
| NORTHERN MICHIGAN UNIVERSITY | 657 | \$5,905,362.69 |
| OAKLAND UNIVERSITY | 889 | \$771,000.00 |
| SAGINAW VALLEY STATE UNIVERSITY | 431 | \$342,000.00 |

| | | |
|------------------------------------|---------------|------------------------|
| UNIVERSITY OF MICHIGAN - ANN ARBOR | 656 | \$493,564.00 |
| UNIVERSITY OF MICHIGAN - DEARBORN | 880 | \$809,500.00 |
| UNIVERSITY OF MICHIGAN - FLINT | 327 | \$267,500.00 |
| WAYNE STATE UNIVERSITY | 1,915 | \$1,563,500.00 |
| WESTERN MICHIGAN UNIVERSITY | 518 | \$471,785.00 |
| Grand Total | 12,636 | \$36,419,205.53 |

Phase I and Phase II Payment Data

*Some students received Phase I awards and moved onto receive Phase II awards during academic year 2023-2024; therefore, the totals for # awarded in the table below contain duplicate student counts.

| Institution | Phase I* | | Phase II* | |
|--------------------------------|-----------|------------------|-----------|------------------|
| | # Awarded | \$ Total Awarded | # Awarded | \$ Total Awarded |
| ADRIAN COLLEGE | 158 | \$631,602.00 | 76 | \$67,500.00 |
| ALBION COLLEGE | | | 123 | \$108,500.00 |
| ALMA COLLEGE | | | 60 | \$55,000.00 |
| ALPENA COMMUNITY COLLEGE | 180 | \$892,589.91 | | |
| ANDREWS UNIVERSITY | 1 | \$3,924.00 | 14 | \$13,000.00 |
| AQUINAS COLLEGE | | | 47 | \$41,500.00 |
| BAKER COLLEGE | 235 | \$658,936.00 | 82 | \$74,000.00 |
| BAY COLLEGE | 183 | \$780,942.00 | | |
| BAY MILLS COMMUNITY COLLEGE | 39 | \$34,125.00 | 1 | \$500.00 |
| CALVIN UNIVERSITY | 2 | \$7,582.00 | 40 | \$34,500.00 |
| CENTRAL MICHIGAN UNIVERSITY | | | 563 | \$486,560.00 |
| CLEARY UNIVERSITY | 40 | \$162,324.00 | 30 | \$27,500.00 |
| COLLEGE FOR CREATIVE STUDIES | | | 46 | \$41,500.00 |
| CONCORDIA UNIVERSITY | | | 34 | \$28,000.00 |
| CORNERSTONE UNIVERSITY | 87 | \$232,770.00 | 76 | \$62,000.00 |
| DAVENPORT UNIVERSITY | 168 | \$549,660.00 | 153 | \$136,500.00 |
| DELTA COLLEGE | 1,123 | \$3,404,555.90 | | |
| EASTERN MICHIGAN UNIVERSITY | | | 745 | \$630,640.00 |
| FERRIS STATE UNIVERSITY | 1,364 | \$15,315,720.00 | 568 | \$505,797.00 |
| GLEN OAKS COMMUNITY COLLEGE | 129 | \$494,130.00 | | |
| GOGEBIC COMMUNITY COLLEGE | 96 | \$393,315.00 | | |
| GRACE CHRISTIAN UNIVERSITY | 45 | \$145,067.00 | 26 | \$22,000.00 |
| GRAND RAPIDS COMMUNITY COLLEGE | 1,489 | \$4,625,227.99 | | |
| GRAND VALLEY STATE UNIVERSITY | | | 751 | \$660,500.00 |
| GREAT LAKES CHRISTIAN COLLEGE | 28 | \$100,362.00 | 9 | \$8,500.00 |

| | | | | |
|---------------------------------------|-------|----------------|-------|----------------|
| HENRY FORD COLLEGE | 3,067 | \$8,708,074.77 | | |
| HOPE COLLEGE | | | 101 | \$82,000.00 |
| JACKSON COLLEGE | 718 | \$2,958,532.93 | | |
| KALAMAZOO COLLEGE | | | 35 | \$34,334.00 |
| KALAMAZOO VALLEY COMMUNITY COLLEGE | 379 | \$990,929.80 | | |
| KELLOGG COMMUNITY COLLEGE | 124 | \$345,393.50 | | |
| KETTERING UNIVERSITY | | | 45 | \$36,500.00 |
| KEWEENAW BAY OJIBWA COMMUNITY COLLEGE | 11 | \$40,100.00 | | |
| KIRTLAND COMMUNITY COLLEGE | 210 | \$741,522.00 | | |
| KUYPER COLLEGE | 23 | \$73,584.00 | 7 | \$5,500.00 |
| LAKE MICHIGAN COLLEGE | 330 | \$982,977.75 | | |
| LAKE SUPERIOR STATE UNIVERSITY | 160 | \$1,762,193.00 | 54 | \$41,500.00 |
| LANSING COMMUNITY COLLEGE | 1,015 | \$2,876,029.97 | | |
| LAWRENCE TECHNOLOGICAL UNIVERSITY | 69 | \$176,418.00 | 26 | \$20,000.00 |
| MACOMB COMMUNITY COLLEGE | 836 | \$1,890,776.50 | | |
| MADONNA UNIVERSITY | 9 | \$17,388.00 | 90 | \$81,500.00 |
| MICHIGAN STATE UNIVERSITY | 25 | \$340,696.50 | 1,832 | \$1,554,000.00 |
| MICHIGAN TECHNOLOGICAL UNIVERSITY | 291 | \$4,343,433.34 | 193 | \$153,954.00 |
| MID-MICHIGAN COLLEGE | 429 | \$1,613,774.75 | | |
| MONROE COUNTY COMMUNITY COLLEGE | 211 | \$498,072.90 | | |
| MONTCALM COMMUNITY COLLEGE | 188 | \$517,427.00 | | |
| MOTT COMMUNITY COLLEGE | 946 | \$3,160,878.39 | | |
| MUSKEGON COMMUNITY COLLEGE | 379 | \$1,334,032.01 | | |
| NORTH CENTRAL MICHIGAN COLLEGE | 242 | \$1,154,586.00 | | |
| NORTHERN MICHIGAN UNIVERSITY | 505 | \$5,750,658.69 | 183 | \$154,704.00 |
| NORTHWESTERN MICHIGAN COLLEGE | 455 | \$1,979,725.70 | | |
| NORTHWOOD UNIVERSITY | 55 | \$184,338.00 | 87 | \$72,000.00 |
| OAKLAND COMMUNITY COLLEGE | 1,339 | \$2,754,845.00 | | |
| OAKLAND UNIVERSITY | | | 893 | \$771,000.00 |
| ROCHESTER CHRISTIAN UNIVERSITY | 74 | \$231,714.00 | 55 | \$50,000.00 |
| SACRED HEART MAJOR SEMINARY | | | 1 | \$1,000.00 |
| SAGINAW CHIPPEWA TRIBAL COLLEGE | 5 | \$7,810.00 | | |
| SAGINAW VALLEY STATE UNIVERSITY | | | 431 | \$342,000.00 |
| SCHOOLCRAFT COLLEGE | 731 | \$2,436,571.48 | 6 | \$0.00 |
| SIENA HEIGHTS UNIVERSITY | 107 | \$379,802.00 | 54 | \$50,000.00 |
| SOUTHWESTERN MICHIGAN COLLEGE | 378 | \$1,549,196.24 | | |
| SPRING ARBOR UNIVERSITY | | | 60 | \$53,500.00 |
| ST. CLAIR COUNTY COMMUNITY COLLEGE | 396 | \$1,551,507.36 | | |
| THE UNIVERSITY OF OLIVET | | | 77 | \$68,500.00 |

| | | | | |
|---|---------------|------------------------|---------------|------------------------|
| UNIVERSITY OF DETROIT MERCY | | | 274 | \$226,346.00 |
| UNIVERSITY OF MICHIGAN - ANN ARBOR | | | 660 | \$493,564.00 |
| UNIVERSITY OF MICHIGAN - DEARBORN | | | 887 | \$809,500.00 |
| UNIVERSITY OF MICHIGAN - FLINT | | | 327 | \$267,500.00 |
| WALSH COLLEGE | | | 31 | \$31,200.00 |
| WASHTENAW COMMUNITY COLLEGE | 542 | \$1,185,389.00 | | |
| WAYNE COUNTY COMMUNITY COLLEGE DISTRICT | 925 | \$2,205,615.80 | | |
| WAYNE STATE UNIVERSITY | | | 1,922 | \$1,563,500.00 |
| WEST SHORE COMMUNITY COLLEGE | 181 | \$508,227.00 | | |
| WESTERN MICHIGAN UNIVERSITY | | | 529 | \$471,785.00 |
| Grand Total | 20,646 | \$83,685,054.18 | 12,302 | \$10,439,384.00 |