

ANNUAL REPORT

2018-2019



Student Scholarships and Grants
Michigan Department of Treasury
Office of Postsecondary Financial Planning





GRETCHEN WHITMER
GOVERNOR

STATE OF MICHIGAN
DEPARTMENT OF TREASURY
LANSING

RACHAEL EUBANKS
STATE TREASURER

February 2020

I am pleased to share with you what Student Scholarships and Grants (SSG), within the Michigan Department of Treasury – Office of Postsecondary Financial Planning, has accomplished during the 2019 fiscal year. The following report provides information about funds administered and the number of Michigan students awarded at each institution.

Our goal is always to enhance the customer service experience and to expand resources to help Michigan students afford college. We focus efforts on working with high school counselors to encourage students to complete the Free Application for Federal Student Aid (FAFSA) and Tuition Incentive Program (TIP) application.

The MiSSG data management system allows for easy access for students, counselors, and financial aid administrators. Students can quickly set up a portal account where they can view their award information in real-time. Counselors can easily identify which of their students need to file a FAFSA or complete their TIP application. Colleges can view student awards and certify enrollment directly from MiSSG.

During Academic Year 2018-19, SSG assisted 71,012 students with more than \$125 million in aid.

SSG looks forward to continuing our focus on the customer service experience and working with students and parents regarding eligibility for State awards.

Sincerely,

A handwritten signature in black ink that reads "Anne Wohlfert".

Anne Wohlfert, Executive Director
Office of Postsecondary Financial Planning

TABLE OF CONTENTS

Fund Distribution by Fund Source	2
Children of Veterans Tuition Grant (CVTG)	3
Dual Enrollment (DE)	6
Fostering Futures Scholarship (FFS)	9
Gear UP	12
Michigan Competitive Scholarship (MCS) and Michigan Tuition Grant (MTG)	15
Police Officer's and Firefighter's Survivor Tuition Grant (STG)	20
Tuition Incentive Program (TIP)	21
Award Totals	27
Awards to All Institution Types	28
Total Awards to Community Colleges	29
Total Awards to Public Universities	30
Total Awards to Private/Independent Institutions	31

FUND DISTRIBUTION BY FUND SOURCE*

Program	Volume	Amount
Children of Veterans Tuition Grant	463	\$1,094,166
Dual Enrollment	1,443	\$1,592,851
Fostering Futures Scholarship	384	\$974,638
MI GEAR UP	638	\$582,848
Michigan Competitive Scholarship*	25,286	\$27,696,601
Michigan Tuition Grant*	18,745	\$33,080,959
Police Officer's and Firefighter's Tuition Grant	7	\$69,666
Tuition Incentive Program	24,046	\$59,697,609
TOTAL	71,012	\$124,789,338

Footnotes:

*Total amounts for MCS and MTG are noted as Fund Source in this chart. Other sections of this report show distribution by Award Type/Amount.

A Total of 5,444 students received their MCS award at a private institution, bringing \$5,051,758 in MCS dollars to the private institutions. In order for those 5,444 students to receive amounts equal to the Tuition Grants (\$2,400 max), the MCS awards (\$1,000 max), were supplemented with funds from the MTG fund. A total of \$6,980,783 was drawn from the MTG fund to supplement these MCS awards. The totals on this page do not match with the totals on page 18 because that shows the totals by award type.

CHILDREN OF VETERANS TUITION GRANT (CVTG)

The program provides undergraduate tuition assistance to certain children of qualified Michigan veterans who are permanently and totally disabled, MIA, or deceased. The renewable award pays a maximum of \$2,800 per academic year.

Legal Citation
Public Act 248 of 2005

CVTG Program Awards by Institution

Institution	Students	Amount
Adrian College	2	\$4,200.00
Albion College	2	\$5,600.00
Alma College	1	\$2,800.00
Alpena Community College	4	\$7,350.00
Baker College	10	\$18,200.00
Bay College	7	\$15,750.00
Calvin College	1	\$2,800.00
Central Michigan University	31	\$79,800.00
College for Creative Studies	2	\$3,500.00
Compass College	1	\$2,800.00
Concordia University	2	\$4,200.00
Davenport University	3	\$5,250.00
Delta College	23	\$48,041.00
Eastern Michigan University	11	\$28,000.00
Ferris State University	26	\$68,600.00
Glen Oaks Community College	1	\$700.00
Gogebic Community College	3	\$5,600.00
Grace Christian University	2	\$5,600.00
Grand Rapids Community College	9	\$18,900.00
Grand Valley State University	38	\$101,500.00
Great Lakes Christian College	1	\$1,400.00
Henry Ford College	1	\$2,100.00
Hope College	1	\$2,800.00
Jackson College	10	\$18,200.00
Kalamazoo College	1	\$2,800.00
Kalamazoo Valley Community College	3	\$6,650.00
Kellogg Community College	3	\$3,500.00
Kirtland Community College	5	\$11,900.00
Lake Michigan College	3	\$4,090.00
Lake Superior State University	6	\$15,400.00

Institution	Students	Amount
Lansing Community College	7	\$15,322.00
Lawrence Technological University	4	\$9,800.00
Macomb Community College	10	\$14,835.00
Madonna University	4	\$11,200.00
Michigan State University	39	\$105,700.00
Michigan Technological University	2	\$5,600.00
Mid Michigan Community College	7	\$15,050.00
Mott Community College	7	\$14,700.00
Muskegon Community College	8	\$18,550.00
North Central Michigan College	11	\$20,650.00
Northern Michigan University	16	\$40,250.00
Northwestern Michigan College	2	\$1,750.00
Northwood University	3	\$7,000.00
Oakland Community College	9	\$16,478.00
Oakland University	18	\$43,750.00
Olivet College	2	\$5,600.00
Saginaw Valley State University	13	\$33,600.00
Schoolcraft College	7	\$15,400.00
Siena Heights University	2	\$4,200.00
Southwestern Michigan College	1	\$1,400.00
Spring Arbor University	2	\$3,500.00
St. Clair County Community College	6	\$13,650.00
University of Detroit Mercy	2	\$5,600.00
University of Michigan - Ann Arbor	15	\$40,600.00
University of Michigan - Dearborn	3	\$7,000.00
University of Michigan - Flint	7	\$18,200.00
Washtenaw Community College	2	\$3,500.00
Wayne County Community College	3	\$7,000.00
Wayne State University	15	\$37,450.00
Western Michigan University	23	\$58,800.00
Total	463	\$1,094,166.00

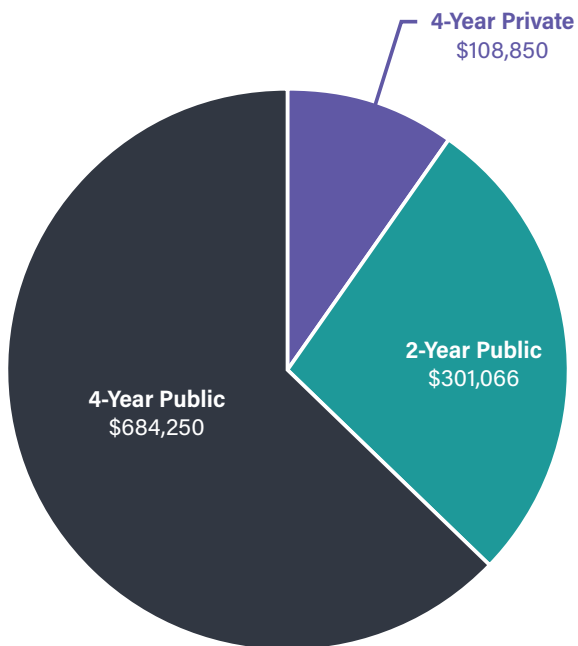
Footnote:

Decrease of 22 students from 2017-18 academic year

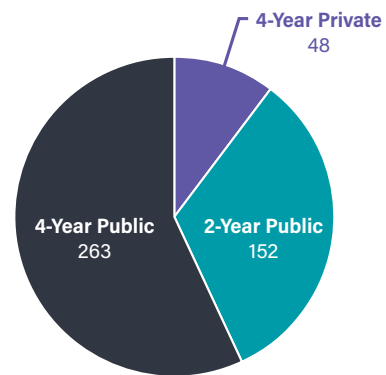
CVTG PROGRAM AWARDS

BY SECTOR | FY 2019

CVTG Funds Awarded by Sector



CVTG Student Recipients by Sector



Sector Type	Funds Awarded	Student Recipients
2-Year Public	\$301,066.00	152
4-Year Public	\$684,250.00	263
4-Year Private	\$108,850.00	48

DUAL ENROLLMENT PROGRAM (DE)

The program allows students from a state approved nonpublic high school to dual enroll in college courses beginning in the 9th grade. The Michigan Department of Education (MDE) approves the billings submitted by the postsecondary institutions and Treasury pays those institutions on behalf of the students.

Citation
Public Acts 131 -134 of 2012

DE Program Awards By Institution

Institution	Students	Award Amount
Aquinas College	135	\$129,357.02
Baker College	46	\$40,955.05
Calvin University	24	\$30,293.85
Central Michigan University	2	\$2,228.84
Concordia University	43	\$24,750.00
Cornerstone University	31	\$26,450.20
Davenport University	96	\$50,519.39
Delta College	36	\$35,179.85
Eastern Michigan University	3	\$3,436.14
Ferris State University	2	\$2,273.18
Glen Oaks Community College	3	\$4,013.00
Grace Christian University	132	\$167,331.41
Grand Rapids Community College	48	\$51,096.83
Grand Valley State University	1	\$1,114.42
Henry Ford College	35	\$49,357.90
Hope College	20	\$18,852.33
Jackson College	19	\$16,646.51
Kalamazoo Valley Community College	23	\$26,721.04
Kellogg Community College	41	\$38,955.33
Kirtland Community College	11	\$10,510.82
Lake Superior State University	16	\$11,701.43
Lansing Community College	34	\$44,018.47
Lawrence Technological University	28	\$17,500.00
Macomb Community College	56	\$52,086.63
Madonna University	49	\$65,328.05
Michigan State University	1	\$650.08
Mid Michigan College	41	\$27,499.25
Monroe County Community College	7	\$7,928.54
Mott Community College	57	\$68,501.29
Muskegon Community College	17	\$15,929.08

Institution	Students	Award Amount
North Central Michigan College	22	\$18,751.73
Northwestern Michigan College	22	\$21,654.75
Oakland Community College	13	\$5,998.08
Schoolcraft College	27	\$29,478.09
Siena Heights University	45	\$31,959.31
Southwestern Michigan College	1	\$1,029.00
Spring Arbor University	93	\$89,714.86
St. Clair County Community College	4	\$1,671.63
University Of Detroit Mercy	115	\$71,299.63
University Of Michigan - Ann Arbor	1	\$1,560.20
University Of Michigan - Dearborn	2	\$2,600.32
University Of Michigan - Flint	73	\$180,073.54
Washtenaw Community College	64	\$73,559.70
West Shore Community College	12	\$16,073.34
Western Michigan University	2	\$6,240.80
Total	1553	\$1,592,850.91

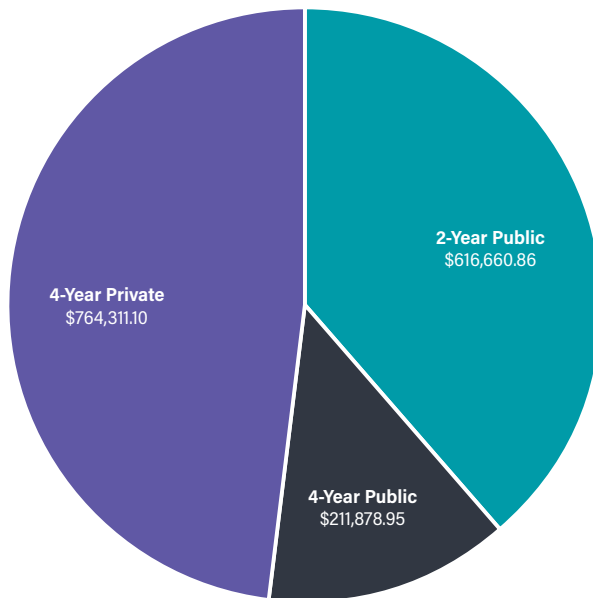
Footnote:

The count is a duplicated count as as some students attend multiple institutions.
UNDULICATED COUNT = 1443

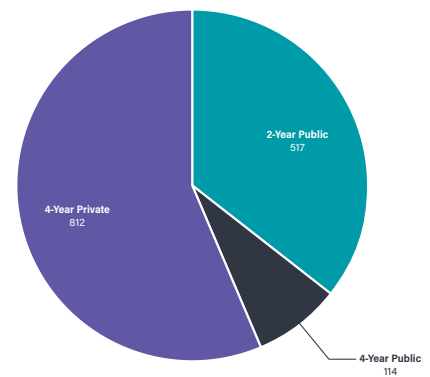
DE PROGRAM AWARDS

BY SECTOR | FY 2019

DE Funds Awarded by Sector



DE Student Recipients by Sector



Sector Type	Funds Awarded	Students Awarded
2-Year Public	\$616,660.86	517
4-Year Public	\$211,878.95	114
4-Year Private	\$764,311.10	812

FOSTERING FUTURES SCHOLARSHIP (FFS)

The program provides eligible young adults that have experienced foster care with scholarship funds for tuition, fees, room/board, books, and supplies/equipment required for enrollment.

Citation
Public Act 525 of 2008

FFS Awards By Institution

Institution	Students	Award Amount
Albion College	1	\$3,000.00
Alma College	1	\$3,000.00
Andrews University	1	\$3,000.00
Aquinas College	2	\$6,000.00
Baker College	5	\$13,500.00
Calvin University	2	\$4,500.00
Central Michigan University	5	\$14,225.00
Davenport University	4	\$10,500.00
Delta College	5	\$10,212.00
Eastern Michigan University	16	\$43,500.00
Ferris State University	24	\$61,481.00
Grace Christian University	3	\$9,000.00
Grand Rapids Community College	14	\$33,000.00
Grand Valley State University	12	\$36,000.00
Henry Ford College	14	\$33,000.00
Jackson College	1	\$3,000.00
Kalamazoo Valley Community College	7	\$17,568.00
Kellogg Community College	4	\$10,500.00
Kirtland Community College	1	\$3,000.00
Kuyper College	1	\$1,500.00
Lake Michigan College	1	\$963.00
Lake Superior State University	1	\$1,050.00
Lansing Community College	10	\$19,112.00
Macomb Community College	6	\$15,000.00
Michigan State University	19	\$54,000.00
Michigan Technological University	5	\$11,600.00
Monroe County Community College	2	\$3,464.00
Mott Community College	4	\$7,542.00
Muskegon Community College	3	\$3,878.00
North Central Michigan College	2	\$2,655.00
Northern Michigan University	7	\$19,022.00

Institution	Students	Award Amount
Northwestern Michigan College	7	\$17,248.00
Northwood University	2	\$4,500.00
Oakland Community College	5	\$8,589.00
Oakland University	8	\$24,000.00
Saginaw Valley State University	10	\$30,000.00
Schoolcraft College	2	\$3,000.00
Siena Heights University	1	\$3,000.00
Southwestern Michigan College	3	\$7,500.00
St. Clair County Community College	1	\$3,000.00
University Of Michigan - Ann Arbor	4	\$8,548.00
University Of Michigan - Flint	13	\$33,000.00
Washtenaw Community College	8	\$13,641.00
Wayne County Community College District	11	\$22,340.00
Wayne State University	19	\$47,500.00
Western Michigan University	107	\$291,000.00
Total	384	\$974,638.00

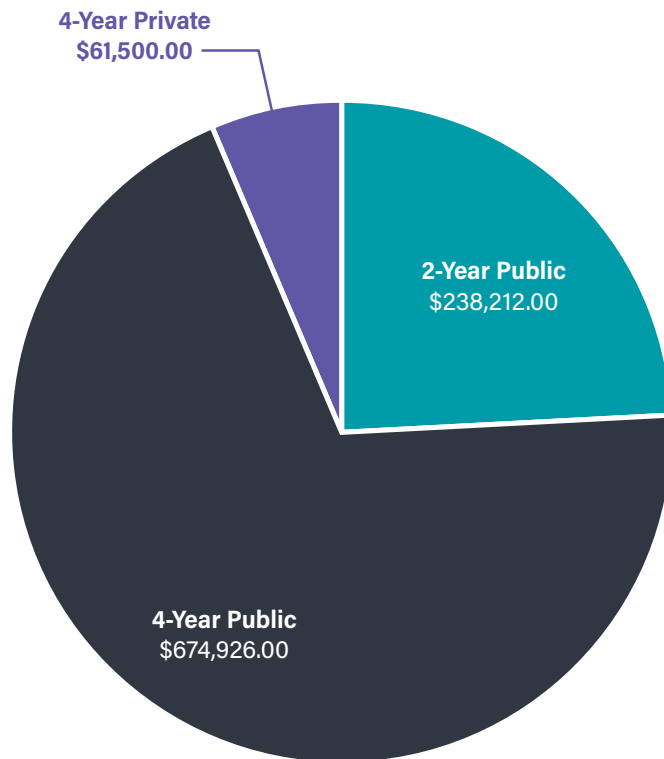
Footnote:

The count is a duplicated count as some students attend multiple institutions.

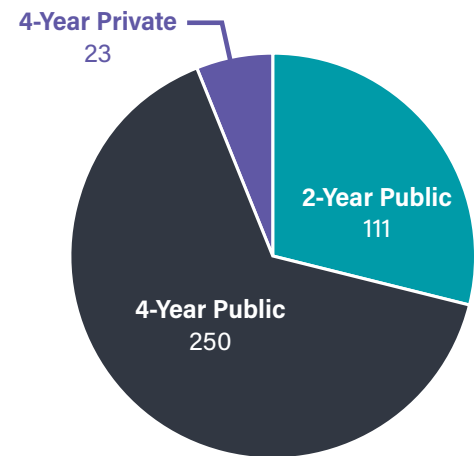
FFS AWARDS

BY SECTOR | FY 2019

FFS Funds Awarded by Sector



FFS Student Recipients by Sector



Sector Type	Funds Awarded	Students Recipients
2-Year Public	\$238,212.00	111
4-Year Public	\$674,926.00	250
4-Year Private	\$61,500.00	23

MICHIGAN GEAR UP

Michigan received a federal grant that will pay out over \$2.3 million in scholarships to students from the class of 2017. Awards go to students who participated in programs developed by Michigan's 15 Public Universities. Scholarship maximum is \$1,000 annually and is renewable for up to three years.

Legal Citation
Public Law 105-244, Higher Education Amendments of 1998

Michigan Gear Up Awards By Institution

Institution	Students	Award Amount
Adrian College	1	\$1,000.00
Albion College	5	\$5,000.00
Alma College	3	\$3,000.00
Aquinas College	1	\$1,000.00
Baker College	1	\$1,000.00
Bay Mills Community College	12	\$9,500.00
Calvin University	1	\$1,000.00
Central Michigan University	27	\$25,969.00
College For Creative Studies	1	\$1,000.00
Davenport University	2	\$2,000.00
Delta College	4	\$4,000.00
Eastern Michigan University	41	\$36,375.00
Ferris State University	25	\$22,500.00
Finlandia University	2	\$2,000.00
Gogebic Community College	2	\$1,500.00
Grand Rapids Community College	4	\$3,500.00
Grand Valley State University	28	\$27,500.00
Henry Ford College	16	\$14,000.00
Hope College	1	\$1,000.00
Jackson College	4	\$3,500.00
Kalamazoo College	5	\$5,000.00
Kalamazoo Valley Community College	2	\$2,000.00
Kettering University	3	\$3,000.00
Kuyper College	2	\$2,000.00
Lake Michigan College	3	\$2,500.00
Lake Superior State University	25	\$22,879.00
Lansing Community College	33	\$28,500.00
Lawrence Technological University	2	\$2,000.00
Macomb Community College	3	\$3,000.00
Madonna University	3	\$2,000.00

Institution	Students	Award Amount
Michigan State University	76	\$72,500.00
Michigan Technological University	24	\$23,000.00
Mid Michigan College	3	\$2,500.00
Mott Community College	12	\$9,000.00
Muskegon Community College	6	\$5,000.00
Northern Michigan University	26	\$23,500.00
Northwestern Michigan College	2	\$2,000.00
Northwood University	1	\$1,000.00
Oakland Community College	16	\$16,000.00
Oakland University	22	\$21,000.00
Olivet College	6	\$4,000.00
Saginaw Valley State University	12	\$11,000.00
Schoolcraft College	3	\$2,000.00
Siena Heights University	3	\$2,500.00
Spring Arbor University	2	\$2,000.00
University Of Michigan - Ann Arbor	47	\$46,500.00
University Of Michigan - Dearborn	14	\$11,500.00
University Of Michigan - Flint	15	\$12,000.00
Washtenaw Community College	13	\$10,500.00
Wayne County Community College District	12	\$10,000.00
Wayne State University	27	\$25,000.00
West Shore Community College	2	\$2,000.00
Western Michigan University	32	\$29,125.00
Total	638	\$582,848.00

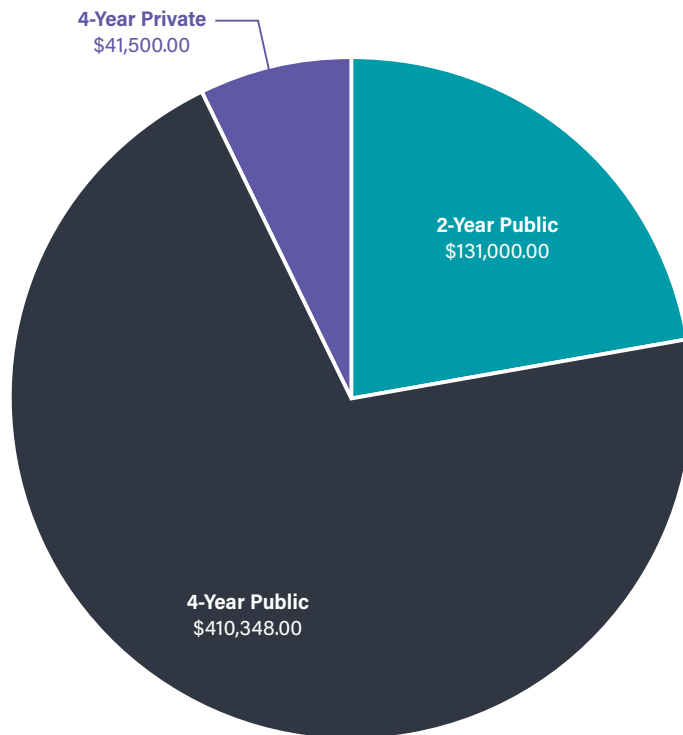
Footnotes:

Funds for this program are appropriated from the federal government and administered by SSG.
The count is a duplicated count as some students attend multiple institutions.

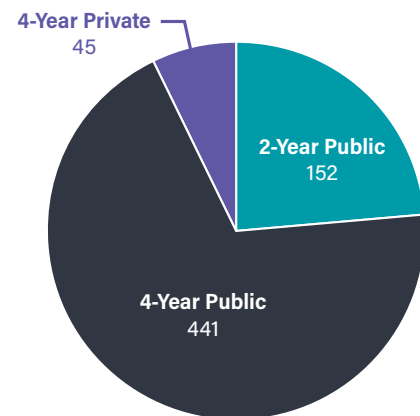
MICHIGAN GEAR UP AWARDS

BY SECTOR | FY 2019

Gear Up Funds Awarded by Sector



Gear Up Student Recipients by Sector



Sector Type	Funds Awarded	Student Recipients
2-Year Public	\$131,000.00	152
4-Year Public	\$410,348.00	441
4-Year Private	\$41,500.00	45

MICHIGAN COMPETITIVE SCHOLARSHIP (MCS)

Program provides renewable scholarships for students enrolled in approved degree-granting Michigan colleges and universities based on academic merit (SAT assessment) and financial need. The maximum award is to be determined annually by the Department of Treasury.

Legal Citation
Public Act 208 of 1964

MICHIGAN TUITION GRANT (MTG)

Program provides grant assistance to needy students attending Michigan non-profit, independent colleges and universities. The maximum award is to be determined annually by the Department of Treasury.

Legal Citation
Public Act 313 of 1966

MCS and MTG by Number of Students Served

Fiscal Year	MCS	MTG	Fiscal Year	MCS	MTG
2018-19	30,730	13,301	1998-99	29,217	30,456
2017-18	34,414	16,532	1997-98	30,100	30,026
2016-17	34,288	15,920	1996-97	28,829	31,459
2015-16	32,378	17,484	1995-96	28,217	30,583
2014-15	29,527	21,893	1994-95	26,596	31,704
2013-14	31,161	22,642	1993-94	26,986	31,660
2012-13	33,891	22,226	1992-93	25,764	30,939
2011-12	34,413	21,827	1991-92	25,487	28,019
2010-11	34,943	22,269	1990-91	24,279	26,872
2009-10	32,220	23,520	1989-90	25,126	24,331
2008-09	28,832	35,660	1988-89	23,999	22,356
2007-08	27,885	35,518	1987-88	24,083	19,649
2006-07	27,802	34,141	1986-87	23,133	18,174
2005-06	26,434	35,942	1985-86	22,193	17,671
2004-05	28,580	37,958	1984-85	20,104	15,287
2003-04	29,485	37,045	1983-84	18,199	13,717
2002-03	29,512	36,961	1982-83	18,046	13,436
2001-02	28,276	32,844	1981-82	19,066	12,706
2000-01	29,612	30,544	1980-81	21,520	11,748
1999-00	28,463	28,441	Total	1,073,790	983,461

MICHIGAN COMPETITIVE SCHOLARSHIP (MCS) AND MICHIGAN TUITION GRANTS AWARDS (MTG) BY INSTITUTION

Institution	MCS		MTG		Totals	
	Awards	Award Amount	Awards	Award Amount	Awards	Award Amount
Adrian College	205	\$469,330	647	\$1,419,424	852	\$1,888,754
Albion College	273	\$625,523	411	\$936,905	684	\$1,562,428
Alma College	342	\$771,935	470	\$1,042,770	812	\$1,814,705
Alpena Community College	23	\$20,651	-	\$0	23	\$20,651
Andrews University	19	\$36,762	63	\$136,410	82	\$173,172
Aquinas College	261	\$580,046	361	\$782,404	622	\$1,362,450
Baker College	255	\$459,739	2,578	\$4,200,000	2,833	\$4,659,739
Bay De Noc Community College	23	\$17,973	-	\$0	23	\$17,973
Bay Mills Community College	8	\$5,360	-	\$0	8	\$5,360
Calvin College	585	\$1,346,400	404	\$920,100	989	\$2,266,500
Central Michigan University	1,655	\$1,434,192	-	\$0	1,655	\$1,434,192
Cleary University	15	\$32,823	115	\$222,407	130	\$255,230
College for Creative Studies	192	\$403,365	476	\$994,976	668	\$1,398,341
Compass College of Cinematic Arts	10	\$22,800	49	\$103,405	59	\$126,205
Concordia University	47	\$109,200	204	\$454,200	251	\$563,400
Cornerstone University	232	\$526,847	582	\$1,187,361	814	\$1,714,208
Davenport University	265	\$538,647	1,564	\$2,752,500	1,829	\$3,291,147
Delta College	131	\$104,187	-	\$0	131	\$104,187
Eastern Michigan University	980	\$858,814	-	\$0	980	\$858,814
Ferris State University	893	\$801,807	-	\$0	893	\$801,807
Finlandia University	16	\$36,000	107	\$237,100	123	\$273,100
Glen Oaks Community College	7	\$6,625	-	\$0	7	\$6,625
Gogebic Community College	13	\$9,428	-	\$0	13	\$9,428
Grace Christian University	35	\$77,700	166	\$364,619	201	\$442,319
Grand Rapids Community College	259	\$173,639	-	\$0	259	\$173,639
Grand Valley State University	3,265	\$2,933,278	-	\$0	3,265	\$2,933,278
Great Lakes Christian College	10	\$21,300	44	\$93,693	54	\$114,993
Henry Ford College	79	\$52,356	-	\$0	79	\$52,356
Hope College	529	\$1,219,451	379	\$861,098	908	\$2,080,549
Jackson College	52	\$39,250	-	\$0	52	\$39,250
Kalamazoo College	246	\$549,997	99	\$226,778	345	\$776,775
Kalamazoo Valley Community College	85	\$64,903	-	\$0	85	\$64,903
Kellogg Community College	39	\$29,525	-	\$0	39	\$29,525
Kettering University	558	\$1,230,540	163	\$369,361	721	\$1,599,901

Institution	MCS		MTG		Totals	
	Awards	Award Amount	Awards	Award Amount	Awards	Award Amount
Kirtland Community College	24	\$16,875	-	\$0	24	\$16,875
Kuyper College	27	\$53,940	46	\$97,237	73	\$151,177
Lake Michigan College	44	\$30,250	-	\$0	44	\$30,250
Lake Superior State University	229	\$211,084	-	\$0	229	\$211,084
Lansing Community College	137	\$93,131	-	\$0	137	\$93,131
Lawrence Technological University	251	\$548,541	333	\$700,079	584	\$1,248,620
Macomb Community College	148	\$93,696	-	\$0	148	\$93,696
Madonna University	114	\$251,889	607	\$1,178,473	721	\$1,430,362
Michigan State University	5,063	\$4,693,420	-	\$0	5,063	\$4,693,420
Michigan Technological University	1,202	\$1,095,863	-	\$0	1,202	\$1,095,863
Mid Michigan Community College	53	\$35,145	-	\$0	53	\$35,145
Monroe County Community College	19	\$11,458	-	\$0	19	\$11,458
Montcalm Community College	24	\$14,875	-	\$0	24	\$14,875
Mott Community College	84	\$54,375	-	\$0	84	\$54,375
Muskegon Community College	65	\$48,119	-	\$0	65	\$48,119
North Central Michigan College	20	\$15,125	-	\$0	20	\$15,125
Northern Michigan University	532	\$474,960	-	\$0	532	\$474,960
Northwestern Michigan College	79	\$56,300	-	\$0	79	\$56,300
Northwood University	156	\$334,654	603	\$1,191,129	759	\$1,525,783
Oakland Community College	105	\$67,851	-	\$0	105	\$67,851
Oakland University	1,441	\$1,284,893	-	\$0	1,441	\$1,284,893
Olivet College	90	\$203,100	483	\$1,049,469	573	\$1,252,569
Rochester College	39	\$82,854	271	\$542,360	310	\$625,214
Sacred Heart Major Seminary	0	\$0	11	\$24,600	11	\$24,600
Saginaw Valley State University	692	\$615,371	-	\$0	692	\$615,371
Schoolcraft College	65	\$44,843	-	\$0	65	\$44,843
Siena Heights University	98	\$213,600	611	\$1,151,700	709	\$1,365,300
Southwestern Michigan College	29	\$24,250	-	\$0	29	\$24,250
Spring Arbor University	211	\$483,900	475	\$959,642	686	\$1,443,542
St. Clair County Community College	48	\$36,718	-	\$0	48	\$36,718
University of Detroit Mercy	340	\$776,058	793	\$1,700,386	1,133	\$2,476,444
University of Michigan - Ann Arbor	3,816	\$3,654,445	-	\$0	3,816	\$3,654,445
University of Michigan - Dearborn	698	\$615,568	-	\$0	698	\$615,568
University of Michigan - Flint	352	\$308,956	-	\$0	352	\$308,956
Walsh College	23	\$25,600	186	\$199,590	209	\$225,190
Washtenaw Community College	111	\$73,659	-	\$0	111	\$73,659
Wayne County Community College	34	\$22,065	-	\$0	34	\$22,065
Wayne State University	1,478	\$1,345,392	-	\$0	1,478	\$1,345,392
West Shore Community College	11	\$7,811	-	\$0	11	\$7,811

Institution	MCS		MTG		Totals	
	Awards	Award Amount	Awards	Award Amount	Awards	Award Amount
Western Michigan University	1,171	\$1,046,357	-	\$0	1,171	\$1,046,357
Total Awards	30,730	\$34,677,384	13,301	\$26,100,176	44,031	\$60,778,060

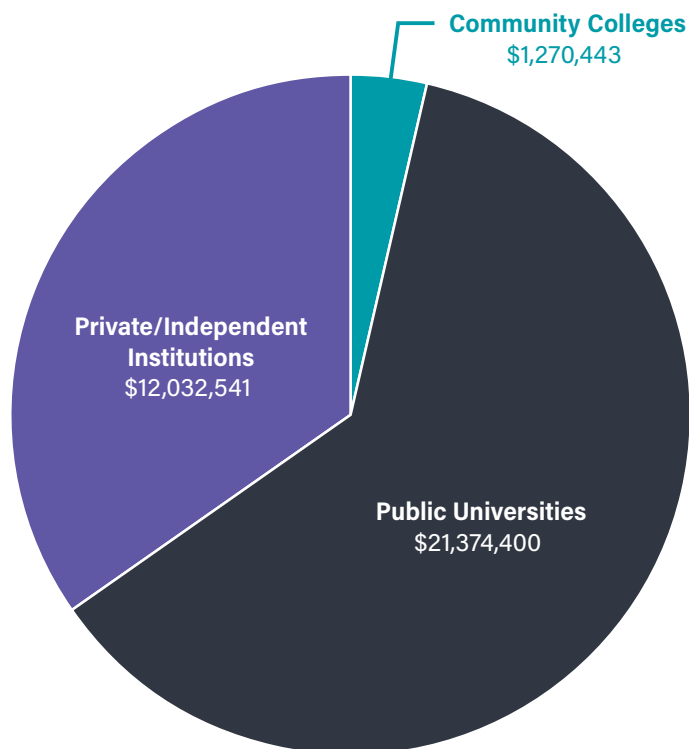
Footnotes:

Total awards are duplicated counts due to students transferring between semesters/institutions.

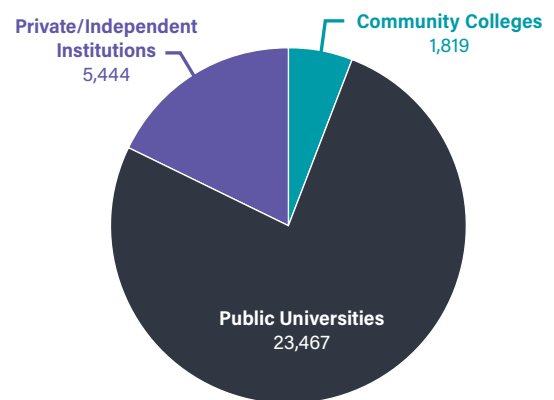
MCS is total MCS Awards. This figure includes MCS funds of \$27,696,601 plus \$6,980,783 in MTG funds for a total of \$34,677,384.

Student counts are also shown as TOTAL MCS awardees (25,286 + 5,444 = 30,730).

MCS Awards by Sector



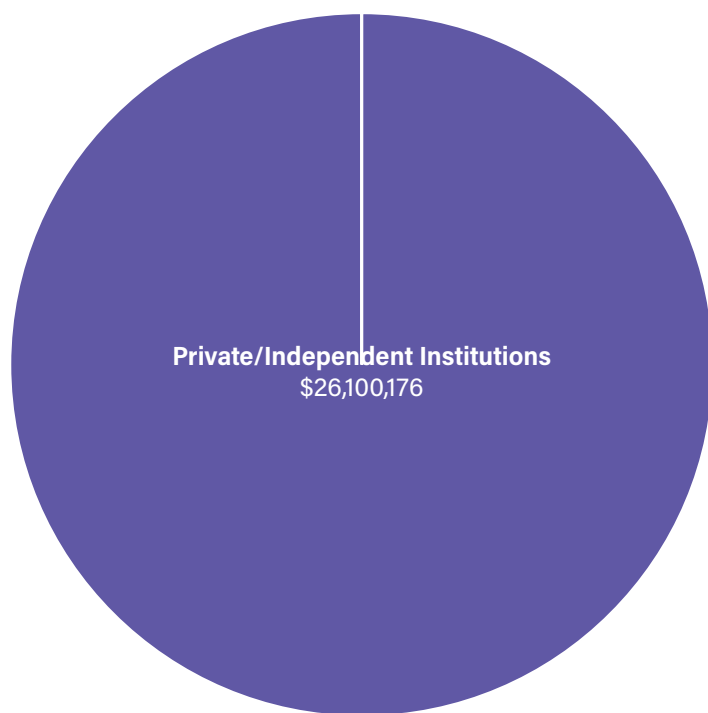
MCS Student Recipients by Sector



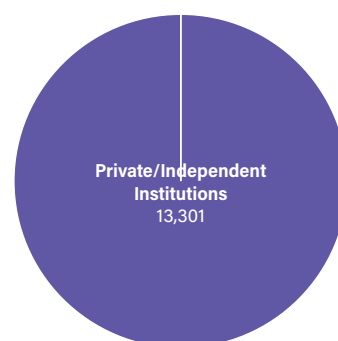
Sector	Funds Awarded	Student Recipients
Community Colleges	\$1,270,443	1,819
Public Universities	\$21,374,400	23,467
Private/Independent Institutions	\$12,032,541*	5,444

*Includes \$5,051,758 in MCS and \$6,980,783 in MTG

MTG Awards by Sector



MTG Student Recipients by Sector



Sector	Funds Awarded	Student Recipients
Community Colleges	\$0.00	0
Public Universities	\$0.00	0
Private/Independent Institutions	\$26,100,176.00	13,301

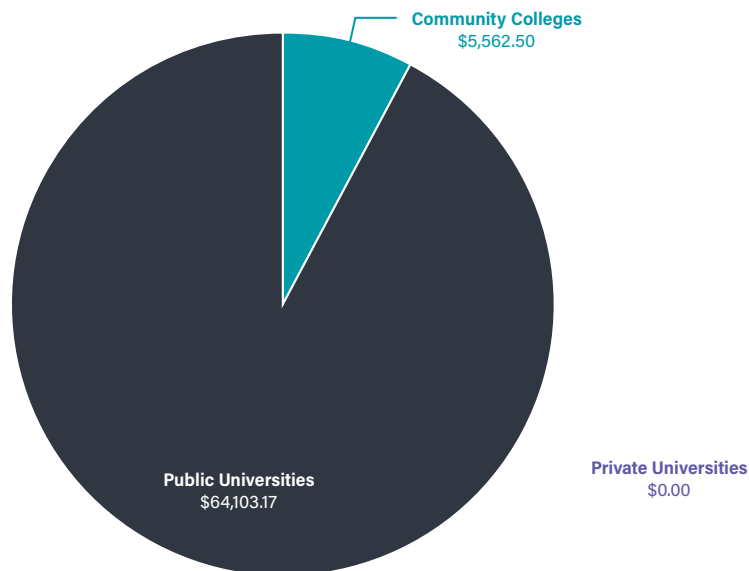
POLICE OFFICER'S AND FIRE FIGHTER'S SURVIVOR TUITION GRANT (STG)

The program provides a waiver of tuition at state public institutions of higher education for children and surviving spouses of Michigan police officers and fire fighters killed in the line of duty.

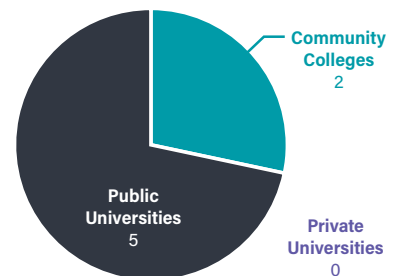
Citation
Public Act 195 of 1996

Institution	Students	Award Amount
Central Michigan University	1	\$3,753.00
Grand Valley State University	1	\$12,484.00
Macomb Community College	1	\$2,500.00
Michigan State University	2	\$35,187.00
Mid Michigan College	1	\$3,062.50
Western Michigan University	1	\$12,679.17
Totals	7	\$69,665.67

STG Funds Awarded by Sector



STG Student Recipients by Sector



Sector	Funds Awarded	Student Recipients
Community Colleges	\$5,562.50	2
Private/Independent Institutions	\$0.00	0
Public Universities	\$64,103.17	5

TUITION INCENTIVE PROGRAM (TIP)

The program pays for the first two years of college tuition and beyond for eligible students. Eligible students are those who have or have had Medicaid coverage for 24 months within a 36-month consecutive period as identified by the Michigan Department of Health and Human Services.

Citation
Public Act 108 of 2017

TIP Awards By Institution

Institution	Students	Award Amount
Adrian College	49	47,000.00
Albion College	49	45,000.00
Alma College	54	48,000.00
Alpena Community College	228	800,722.12
Andrews University	13	11,500.00
Aquinas College	56	45,500.00
Baker College - All Campuses	469	740,373.00
Bay College	150	498,517.00
Bay Mills Community College	38	30,880.00
Calvin College	35	28,500.00
Central Michigan University	610	520,175.00
Cleary University	27	48,040.00
College for Creative Studies	40	31,500.00
Compass College of Cinematic Arts	21	49,060.00
Concordia University	24	22,500.00
Cornerstone University	98	134,230.00
Davenport University- All Campuses	244	466,035.00
Delta College	1,040	2,745,048.50
Eastern Michigan University	552	486,542.00
Ferris State University	1,636	10,499,258.00
Finlandia University	45	113,050.00
Glen Oaks Community College	111	294,156.00
Gogebic Community College	110	337,670.00
Grace Christian University	70	134,150.00
Grand Rapids Community College	1,288	3,468,663.50
Grand Valley State University	697	628,000.00
Great Lakes Christian College	28	57,100.00
Henry Ford College	1,094	2,371,068.50
Hope College	38	32,500.00
Jackson College	559	2,012,234.80

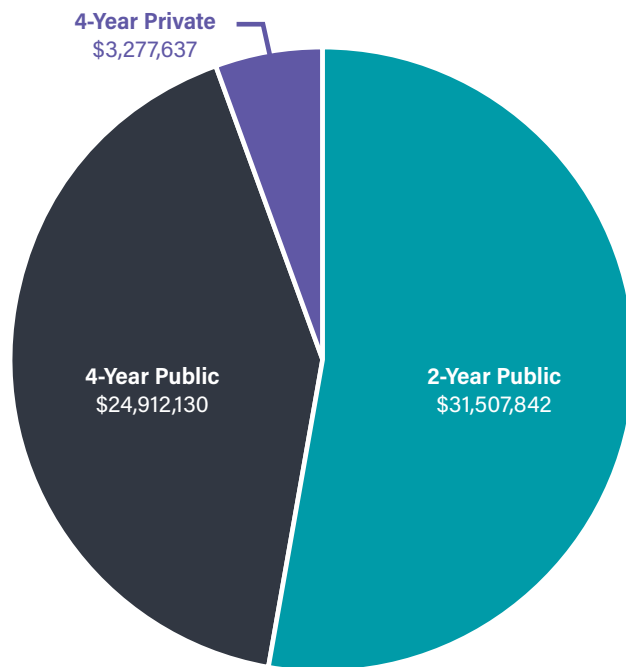
Institution	Students	Award Amount
Kalamazoo College	12	11,334.00
Kalamazoo Valley Community College	480	1,095,526.00
Kellogg Community College	155	419,521.42
Kettering University	56	46,500.00
Keweenaw Bay Ojibwa Community College	7	15,170.00
Kirtland Community College	181	438,347.70
Kuyper College	6	7,640.00
Lake Michigan College	229	585,794.00
Lake Superior State University	286	2,127,337.00
Lansing Community College	774	1,822,852.00
Lawrence Technological University	83	137,000.00
Macomb Community College	647	1,234,061.00
Madonna University	59	67,400.00
Michigan State University	1,168	1,512,819.20
Michigan Technological University	311	1,567,261.30
Mid Michigan College	452	1,580,282.50
Monroe County Community College	208	462,445.39
Montcalm Community College	167	438,523.00
Mott Community College	537	1,498,994.78
Muskegon Community College	440	1,329,494.00
North Central Michigan College	210	686,272.50
Northern Michigan University	642	4,481,839.61
Northwestern Michigan College	386	1,315,421.33
Northwood University	123	181,690.00
Oakland Community College	428	724,518.40
Oakland University	535	493,500.00
Olivet College	52	40,500.00
Rochester University	63	140,515.00
Sacred Heart Major Seminary	1	1,000.00
Saginaw Chippewa Tribal College	0	0.00
Saginaw Valley State University	314	253,000.00
Schoolcraft College	262	599,895.05
Siena Heights University	198	413,520.00
Southwestern Michigan College	230	635,125.40
Spring Arbor University	62	55,000.00
St. Clair County Community College	400	1,140,909.40
University of Detroit Mercy	118	101,500.00
University of Michigan - Ann Arbor	593	509,000.00
University of Michigan - Dearborn	412	393,500.00
University of Michigan - Flint	208	169,000.00
Walsh College	20	20,000.00

Institution	Students	Award Amount
Washtenaw Community College	514	934,802.00
Wayne County Community College	902	1,737,869.60
Wayne State University	951	797,098.00
West Shore Community College	115	253,056.00
Western Michigan University	576	473,800.00
Total	24,046	59,697,609.00

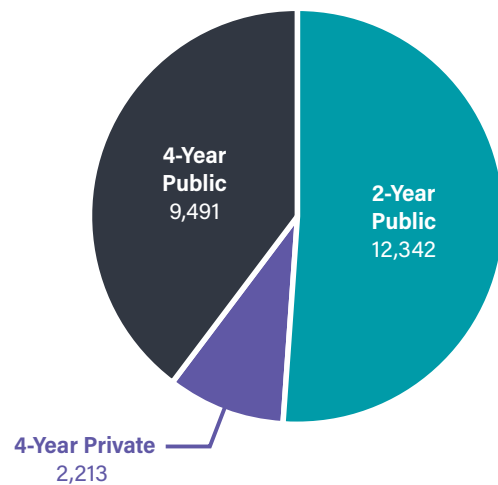
Footnotes:

4-year public institutions charge their full tuition rate per credit hour for associate degree classes which is 300% higher than the average community college tuition rate of \$110.00. Four-year private institutions are held to the average community college tuition rate.

TIP Funds Awarded by Sector



TIP Student Recipients by Sector



Sector Type	Funds Awarded	Student Recipients
2-Year Public	\$31,507,842	12,342
4-Year Public	\$3,277,637	9,491
4-Year Private	\$24,912,130	2,213

TUITION INCENTIVE PROGRAM

PHASE I and PHASE II

	Phase I		Phase II	
Institution	Students	Dollars	Students	Dollars
Alpena Community College	228	800,722.12		
Bay Community College	150	498,517.00		
Bay Mills Community College	38	30,880.00		
Delta College	1040	2,745,048.50		
Glen Oaks Community College	111	294,156.00		
Gogebic Community College	110	337,670.00		
Grand Rapids Community College	1288	3,468,663.50		
Henry Ford College	1094	2,371,068.50		
Jackson College	559	2,012,234.80		
Kalamazoo Valley Community College	480	1,095,526.00		
Kellogg Community College	155	419,521.42		
Keweenaw Bay Ojibwa Community College	7	15,170.00		
Kirtland Community College	181	438,347.70		
Lake Michigan College	229	585,794.00		
Lansing Community College	774	1,822,852.00		
Macomb Community College	647	1,234,061.00		
Mid Michigan Community College	452	1,580,282.50		
Monroe County Community College	208	462,445.39		
Montcalm Community College	167	438,523.00		
Mott Community College	537	1,498,994.78		
Muskegon Community College	440	1,329,494.00		
North Central Michigan College	210	686,272.50		
Northwestern Michigan College	386	1,315,421.33		
Oakland Community College	428	724,518.40		
Saginaw Chippewa Tribal College	0	0.00		
Schoolcraft College	262	599,895.05		
Southwestern Michigan College	230	635,125.40		
St. Clair County Community College	400	1,140,909.40		
Washtenaw Community College	514	934,802.00		
Wayne County Community College	902	1,737,869.60		
West Shore Community College	115	253,056.00		
Community College Totals	12,342	31,507,841.89	N/A	

	Phase I		Phase II	
Institution	Students	Dollars	Students	Dollars
Central Michigan University	0	0.00	610	520,175.00
Eastern Michigan University	0	0.00	552	486,542.00
Ferris State University	1197	10,013,758.00	528	485,500.00
Grand Valley State University	0	0.00	697	628,000.00
Lake Superior State University	226	2,062,337.00	83	65,000.00
Michigan State University	63	528,819.20	1108	984,000.00
Michigan Technological University	143	1,429,811.30	178	137,450.00
Northern Michigan University	501	4,347,589.61	164	134,250.00
Oakland University	0	0.00	535	493,500.00
Saginaw Valley State University	0	0.00	314	253,000.00
University of Michigan - Ann Arbor	0	0.00	593	509,000.00
University of Michigan - Dearborn	0	0.00	412	393,500.00
University of Michigan - Flint	0	0.00	208	169,000.00
Wayne State University	0	0.00	951	797,098.00
Western Michigan University	0	0.00	576	473,800.00
Public 4-Year Totals	2,130	18,382,315.11	7,509	6,529,815.00
Adrian College	0	0.00	49	47,000.00
Albion College	0	0.00	49	45,000.00
Alma College	0	0.00	54	48,000.00
Andrews University	0	0.00	13	11,500.00
Aquinas College	0	0.00	56	45,500.00
Baker College - All Campuses	315	600,073.00	163	140,300.00
Calvin College	0	0.00	35	28,500.00
Cleary University	14	35,040.00	15	13,000.00
College for Creative Studies	0	0.00	40	31,500.00
Compass College of Cinematic Arts	14	42,560.00	7	6,500.00
Concordia University	0	0.00	24	22,500.00
Cornerstone University	54	94,730.00	47	39,500.00
Davenport University - All Campuses	143	360,035.00	117	106,000.00
Finlandia University	34	102,050.00	11	11,000.00
Grace Christian University	44	109,650.00	29	24,500.00
Great Lakes Christian College	21	49,100.00	10	8,000.00
Hope College	0	0.00	38	32,500.00
Kalamazoo College	0	0.00	12	11,334.00
Kettering University	0	0.00	56	46,500.00
Kuyper College	1	3,140.00	5	4,500.00
Lawrence Technological University	52	102,500.00	35	34,500.00
Madonna University	19	31,900.00	41	35,500.00

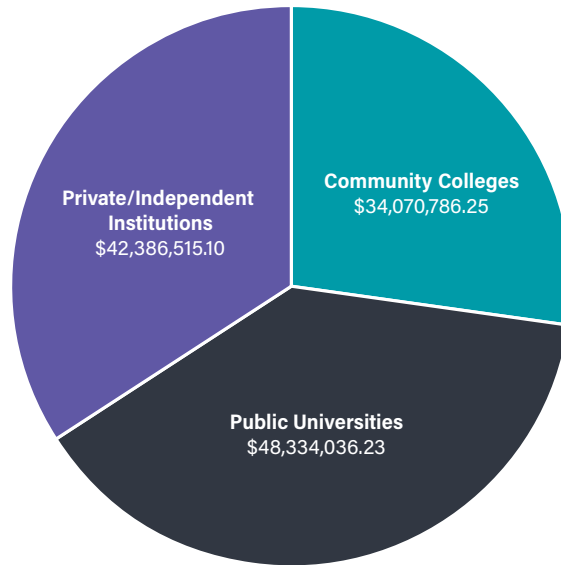
	Phase I		Phase II	
Institution	Students	Dollars	Students	Dollars
Northwood University	48	113,190.00	79	68,500.00
Olivet College	0	0.00	52	40,500.00
Rochester University	45	124,515.00	20	16,000.00
Sacred Heart Major Seminary	0	0.00	1	1,000.00
Siena Heights University	118	335,020.00	88	78,500.00
Spring Arbor University	0	0.00	62	55,000.00
University of Detroit Mercy	0	0.00	118	101,500.00
Walsh College	0	0.00	20	20,000.00
Independent 4-Year Totals	922	2,103,503.00	1,346	1,174,134.00
Grand Totals - All Sectors	15,394	51,993,660.00	8,855	7,703,949.00

Footnote:

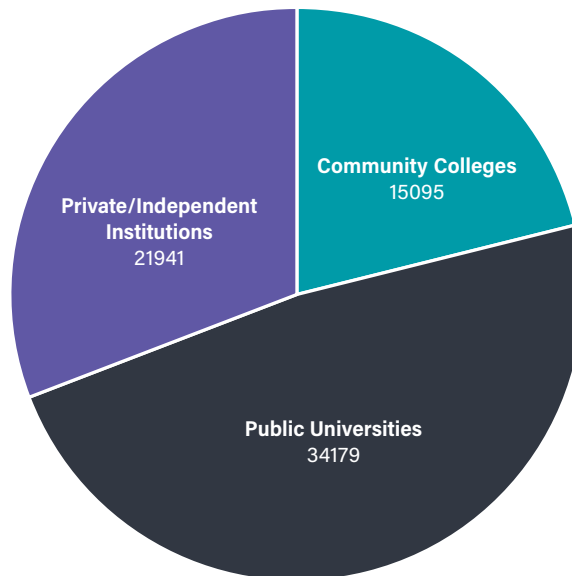
Counts are duplicated due to students moving from Phase I to Phase II

AWARD TOTALS

Total Funds Awarded, by Sector



Total Student Recipients, by Sector

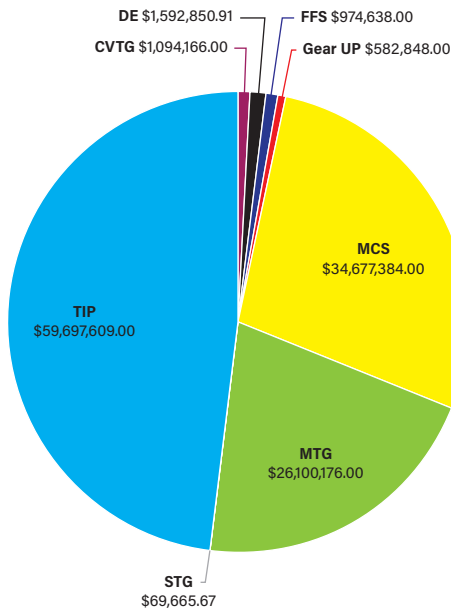


Sector	Funds Awarded	Students Recipients
Community Colleges	\$34,070,786.25	15095
Private/Independent Institutions	\$42,386,515.10	21941
Public Universities	\$48,332,036.23	34179

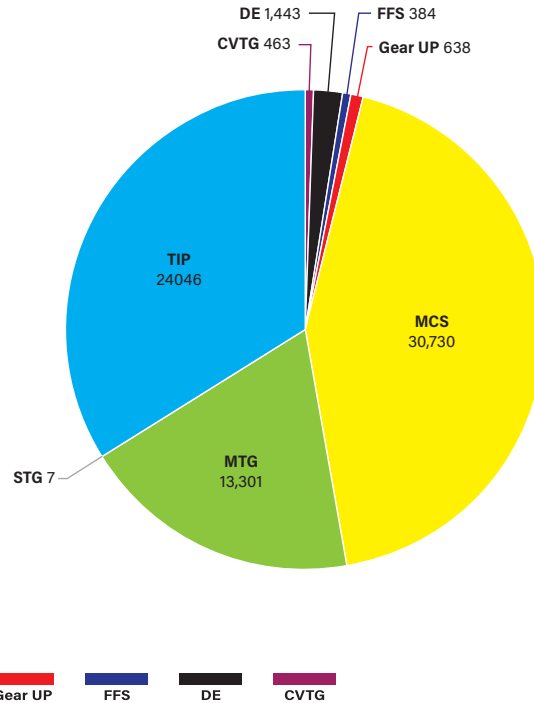
TOTAL PROGRAM AWARDS

ALL INSTITUTION TYPES | FY 2019

**Total Funds Awarded
to All Institution Types, FY 2019**



**Total Student Recipients
at All Institution Types, FY 2019**

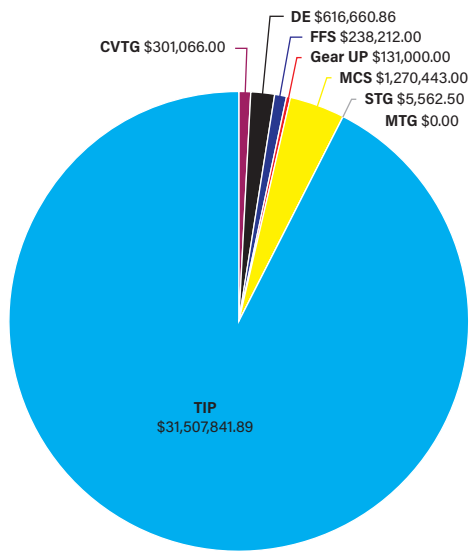


Program Name	Program Acronym	Funds Awarded	Student Recipients
Children of Veterans Tuition Grant	CVTG	\$1,094,166.00	463
Dual Enrollment	DE	\$1,592,850.91	1443
Fostering Futures Scholarship	FFS	\$974,638.00	384
Michigan GEAR UP	GEAR UP	\$582,848.00	638
Michigan Competitive Scholarship	MCS	\$34,677,384.00	30730
Michigan Tuition Grant	MTG	\$26,100,176.00	13301
Police Officer's and Fire Fighter's Survivor Tuition Grant	STG	\$69,665.67	7
Tuition Incentive Program	TIP	\$59,697,609.00	24046

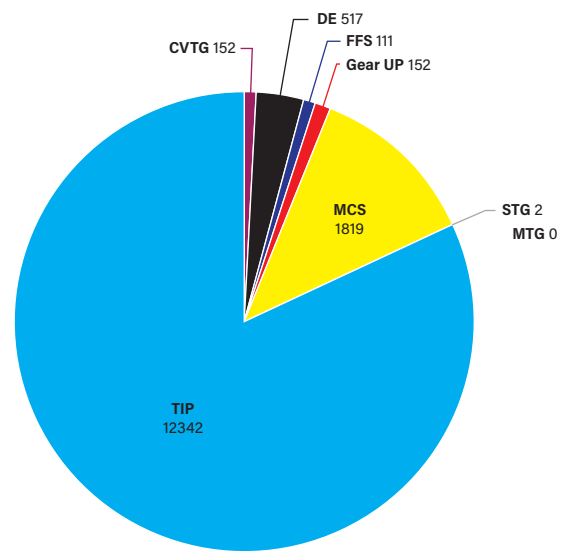
TOTAL PROGRAM AWARDS

COMMUNITY COLLEGES | FY 2019

**Total Funds Awarded
to Community Colleges, FY 2019**



**Total Student Recipients
at Community Colleges, FY 2019**

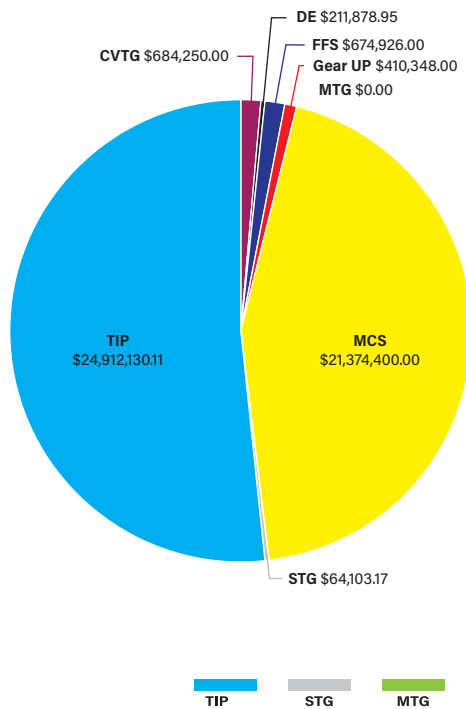


Program Name	Program Acronym	Funds Awarded	Student Recipients
Children of Veterans Tuition Grant	CVTG	\$301,066.00	152
Dual Enrollment	DE	\$616,660.86	517
Fostering Futures Scholarship	FFS	\$238,212.00	111
Michigan GEAR UP	GEAR UP	\$131,000.00	152
Michigan Competitive Scholarship	MCS	\$1,270,443.00	1819
Michigan Tuition Grant	MTG	\$0.00	0
Police Officer's and Fire Fighter's Survivor Tuition Grant	STG	\$5,562.50	2
Tuition Incentive Program	TIP	\$31,507,841.89	12342

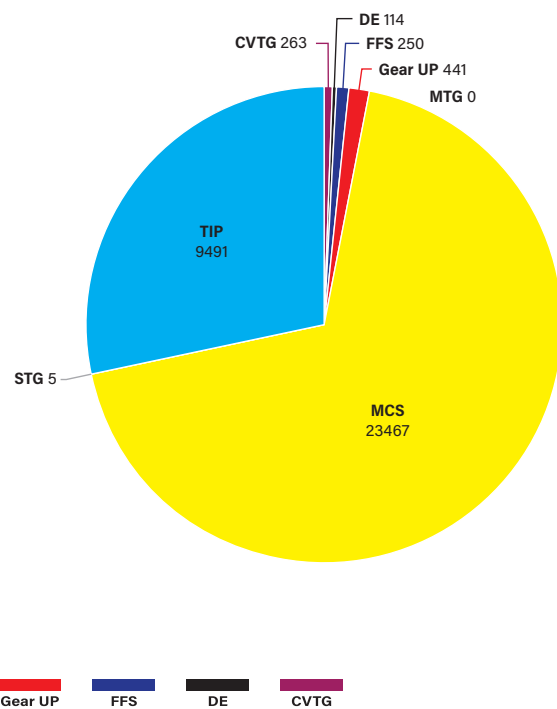
TOTAL PROGRAM AWARDS

PUBLIC UNIVERSITIES | FY 2019

**Total Funds Awarded
to Public Universities, FY 2019**



**Total Student Recipients
at Public Universities, FY 2019**

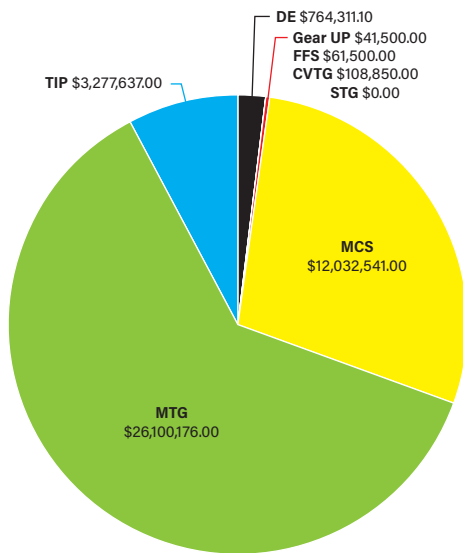


Program Name	Program Acronym	Funds Awarded	Student Recipients
Children of Veterans Tuition Grant	CVTG	\$684,250.00	263
Dual Enrollment	DE	\$211,878.95	114
Fostering Futures Scholarship	FFS	\$674,926.00	250
Michigan GEAR UP	GEAR UP	\$410,348.00	441
Michigan Competitive Scholarship	MCS	\$21,374,400.00	23467
Michigan Tuition Grant	MTG	\$0.00	0
Police Officer's and Fire Fighter's Survivor Tuition Grant	STG	\$64,103.17	5
Tuition Incentive Program	TIP	\$24,912,130.11	9,491

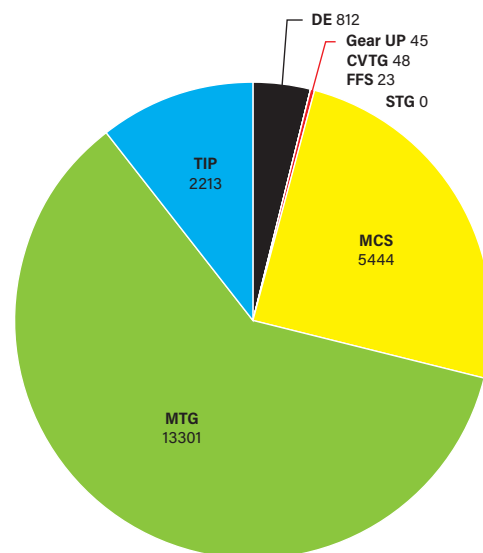
TOTAL PROGRAM AWARDS

PRIVATE INSTITUTIONS | FY 2019

**Total Funds Awarded
to Private Institutions, FY 2019**



**Total Student Recipients
at Private Institutions, FY 2019**



Program Name	Program Acronym	Funds Awarded	Student Recipients
Children of Veterans Tuition Grant	CVTG	\$108,850.00	48
Dual Enrollment	DE	\$764,311.10	812
Fostering Futures Scholarship	FFS	\$61,500.00	23
Michigan GEAR UP	GEAR UP	\$41,500.00	45
Michigan Competitive Scholarship	MCS	\$12,032,541.00	5444
Michigan Tuition Grant	MTG	\$26,100,176.00	13301
Police Officer's and Fire Fighter's Survivor Tuition Grant	STG	\$0.00	0
Tuition Incentive Program	TIP	\$3,277,637.00	2,213



CONTACT US

 1-888-447-2687

 mistudentaid@michigan.gov

 www.michigan.gov/mistudentaid

