

**STATISTICAL DATA OF TOTAL SALES
ELECTRIC UTILITIES IN MICHIGAN**

YEAR ENDED DECEMBER 31, 2020

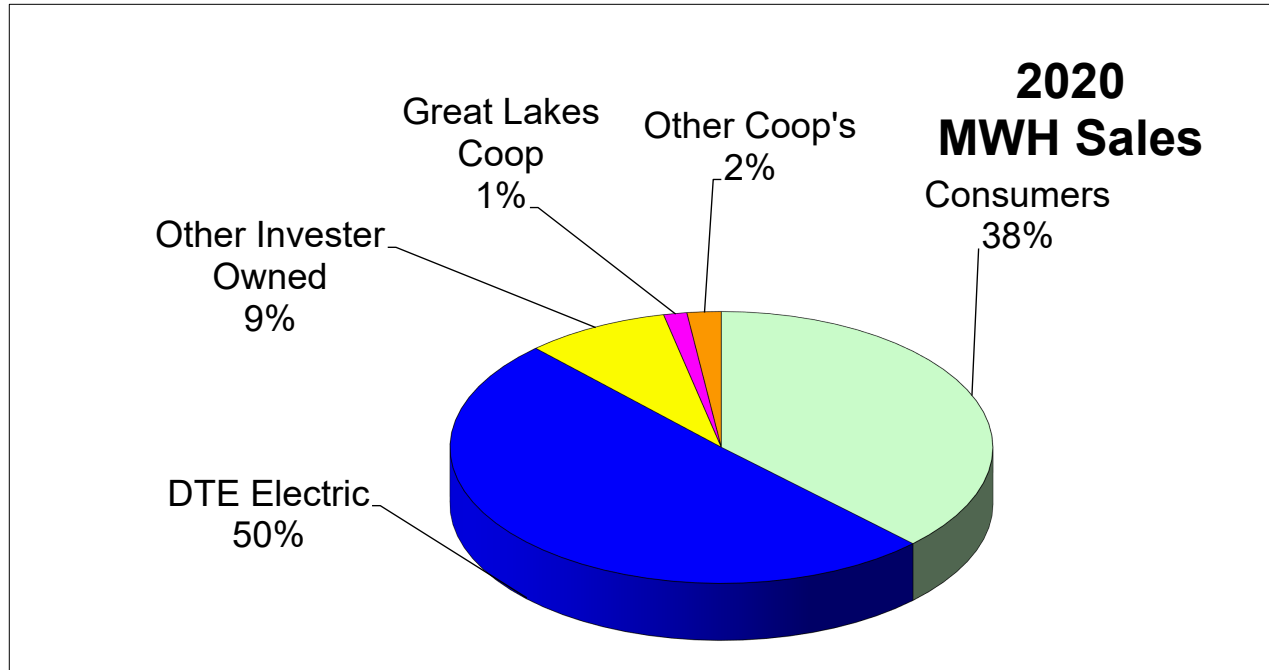
DATA FOR MICHIGAN BUSINESS ONLY

COMPANY	CUSTOMERS	REVENUE	MWH SALES
ALPENA POWER	17,783	35,039,172	360,874
CONSUMERS ENERGY	1,855,673	4,237,434,989	36,288,070
DTE ELECTRIC	2,226,501	5,242,743,463	42,437,016
AMERICAN ELECTRIC POWER (I&M)	129,957	353,762,117	2,966,295
NO. STATES PWR dba XCEL ENERGY	8,918	14,259,651	132,502
UPPER PENINSULA POWER	52,723	104,430,943	824,926
UMERC	36,896	126,920,394	1,731,700
TOTAL INVESTOR OWNED	4,328,451	10,114,590,729	84,741,383
ALGER DELTA	10,208	15,342,041	96,750
CHERRYLAND	36,487	51,105,027	403,739
CLOVERLAND	42,716	78,080,519	685,151
GREAT LAKES	126,956	203,032,436	1,564,325
MIDWEST ENERGY	35,960	78,239,023	618,081
ONTONAGON	4,886	6,284,821	25,502
PRESQUE ISLE	33,449	35,433,805	242,030
THUMB	12,282	22,362,906	177,685
TRI-COUNTY	26,363	48,971,592	362,838
TOTAL COOPERATIVES	329,307	538,852,170	4,176,102
TOTAL COOPs & IOUs	4,657,758	10,653,442,899	88,917,485

Source of Information

Investor Owned : FERC Form 1 , page 301 line 12

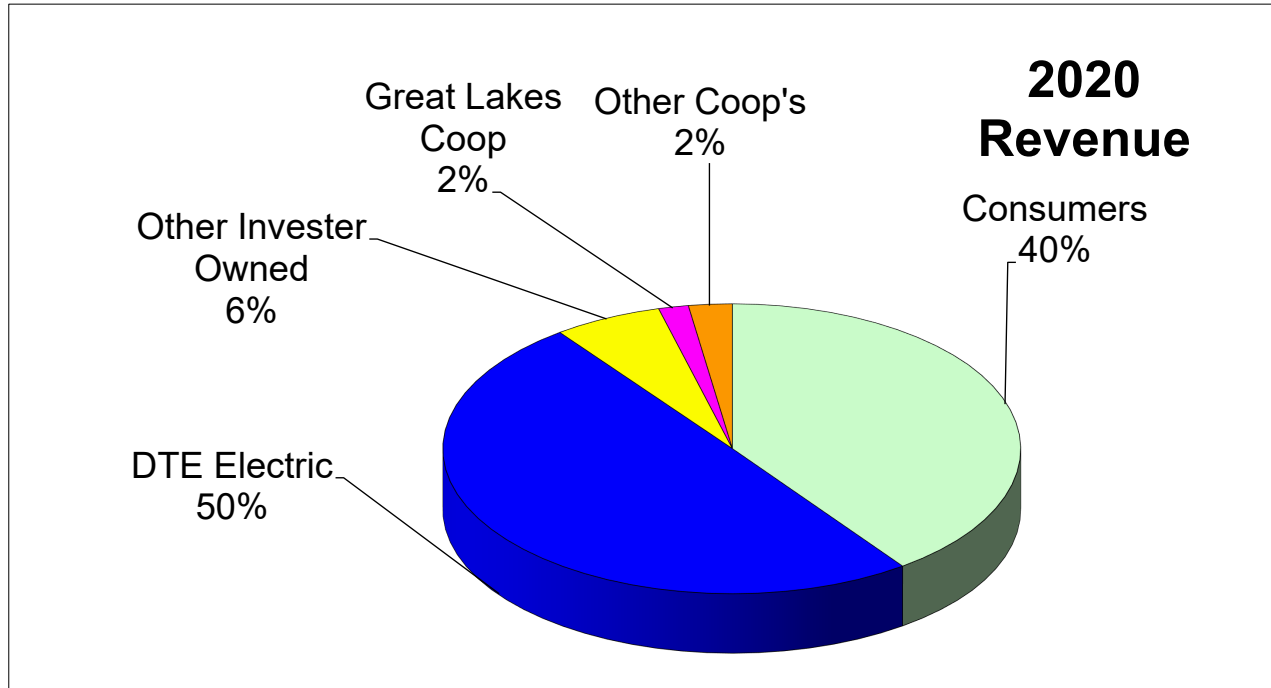
Cooperative : RUS Form 7 part R lines 10,11,12,19 & 9 or Part O



2018 MICHIGAN ELECTRIC SALES DATA
ULTIMATE CUSTOMER

UTILITY	SALES MWH				TOTAL ULTIMATE	RESALE	TOTAL SALES
	RESIDENTIAL	COMMERCIAL	INDUSTRIAL	OTHER			
Investor Owned							
ALPENA POWER	89,297	92,108	179,404	65	360,874	0	360,874
CONSUMERS ENERGY	13,331,252	11,013,746	6,952,357	148,884	31,446,239	4,841,831	36,288,070
DTE ELECTRIC	16,315,340	15,648,091	8,445,654	220,407	40,629,492	1,807,524	42,437,016
AMERICAN ELECTRIC POWER (I&M)	1,196,709	739,639	763,785	10,401	2,710,534	255,761	2,966,295
NORTHERN STATES POWER d/b/a XCEL ENERGY	60,105	45,486	25,645	1,266	132,502	0	132,502
UPPER PEN. PWR	265,636	140,613	370,208	1,891	778,348	46,578	824,926
UMERC	245,517	121,313	1,338,695	2,952	1,708,477	23,223	1,731,700
TOTAL IOU	31,503,856	27,800,996	18,075,748	385,866	77,766,466	6,974,917	84,741,383
Cooperatives							
ALGER DELTA	52,294	14,968	29,216	273	96,750	0	96,750
CHERRYLAND	290,340	80,441	26,646	6,312	403,739	0	403,739
CLOVERLAND (see Note 1)	287,708	141,316	245,422	6,035	680,481	4,671	685,151
GREAT LAKES	912,968	167,716	483,641	0	1,564,325	0	1,564,325
MIDWEST	341,062	174,811	102,208	0	618,081	0	618,081
ONTONAGON	20,586	4,755	0	162	25,502	0	25,502
PRESQUE ISLE	178,740	32,750	26,344	4,197	242,030	0	242,030
THUMB	131,280	46,404	0	0	177,685	0	177,685
TRI-COUNTY	229,946	84,137	44,528	4,228	362,838	0	362,838
TOTAL COOP	2,444,923	747,297	958,005	21,206	4,171,431	4,671	4,176,102
TOTAL MICHIGAN	33,948,779	28,548,293	19,033,753	407,072	81,937,897	6,979,588	88,917,485

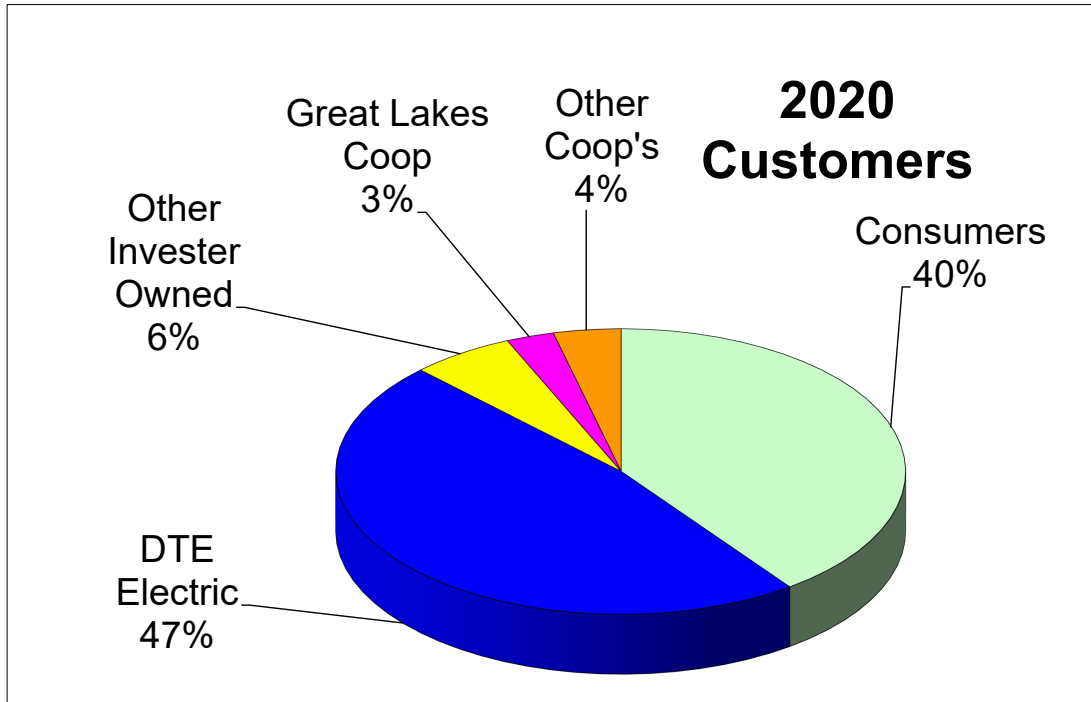
Note 1: Includes Edison Sault Legacy Territory



2018 MICHIGAN ELECTRIC SALES DATA
ULTIMATE CUSTOMER

UTILITY	REVENUES \$				TOTAL ULTIMATE	RESALE	TOTAL SALES
	RESIDENTIAL	COMMERCIAL	INDUSTRIAL	OTHER			
Investor Owned							
ALPENA POWER	12,681,747	11,577,421	10,763,173	16,831	35,039,172	0	35,039,172
CONSUMERS ENERGY	2,078,770,889	1,432,819,553	573,306,565	32,887,329	4,117,784,336	119,650,653	4,237,434,989
DTE ELECTRIC	2,825,425,754	1,738,552,850	591,771,289	59,494,614	5,215,244,507	27,498,956	5,242,743,463
AMERICAN ELECTRIC POWER (I&M)	182,249,816	87,686,754	63,204,362	1,022,921	334,163,853	19,598,264	353,762,117
NORTHERN STATES POWER d/b/a XCEL ENERGY	7,349,425	4,964,368	1,691,937	253,921	14,259,651	0	14,259,651
UPPER PEN. PWR	58,169,954	23,958,061	19,671,600	1,695,606	103,495,221	935,722	104,430,943
UMERC	34,808,853	15,709,077	73,294,792	687,531	124,500,253	2,420,141	126,920,394
TOTAL IOU	5,199,456,438	3,315,268,084	1,333,703,718	96,058,753	9,944,486,993	170,103,736	10,114,590,729
Cooperatives							
ALGER DELTA	10,626,944	2,316,594	2,337,842	60,661	15,342,041	0	15,342,041
CHERRYLAND	39,619,636	8,762,646	2,029,163	693,582	51,105,027	0	51,105,027
CLOVERLAND (see Note 1)	37,698,618	16,452,073	23,255,706	611,241	78,017,638	62,881	78,080,519
GREAT LAKES	141,074,797	22,862,780	39,094,859	0	203,032,436	0	203,032,436
MIDWEST	47,538,614	22,601,939	8,098,470	0	78,239,023	0	78,239,023
ONTONAGON	5,332,208	918,264	0	34,349	6,284,821	0	6,284,821
PRESQUE ISLE	27,606,965	3,703,497	2,511,838	532,762	34,355,062	1,078,743	35,433,805
THUMB	17,252,145	5,110,761	0	0	22,362,906	0	22,362,906
TRI-COUNTY	33,753,442	11,416,468	3,238,623	563,059	48,971,592	0	48,971,592
TOTAL COOP	360,503,369	94,145,022	80,566,501	2,495,654	537,710,546	1,141,624	538,852,170
TOTAL MICHIGAN	5,559,959,807	3,409,413,106	1,414,270,219	98,554,407	10,482,197,539	171,245,360	10,653,442,899

Note 1: Includes Edison Sault Legacy Territory



2018 MICHIGAN ELECTRIC SALES DATA
ULTIMATE CUSTOMER

CUSTOMERS

UTILITY	RESIDENTIAL	COMMERCIAL	INDUSTRIAL	OTHER	TOTAL	ULTIMATE	RESALE	TOTAL CUSTOMERS
Investor Owned								
ALPENA POWER	13,711	3,919	4	149	17,783	0		17,783
CONSUMERS ENERGY	1,630,424	221,570	1,348	2,330	1,855,672	1		1,855,673
DTE ELECTRIC	2,019,920	204,782	741	1,058	2,226,501	0		2,226,501
AMERICAN ELECTRIC POWER (I&M)	110,853	17,908	844	347	129,952	5		129,957
NORTHERN STATES POWER d/b/a XCEL I	7,598	1,268	2	50	8,918	0		8,918
UPPER PEN. PWR	46,790	5,805	55	72	52,722	1		52,723
UMERC	32,848	3,920	35	93	36,896	0		36,896
TOTAL IOU	3,862,144	459,172	3,029	4,099	4,328,444	7		4,328,451
Cooperatives								
ALGER DELTA	9,661	520	1	26	10,208	0		10,208
CHERRYLAND	33,470	2,843	4	170	36,487	0		36,487
CLOVERLAND (see Note 1)	35,431	7,043	154	87	42,715	1		42,716
GREAT LAKES	115,907	10,759	290	0	126,956	0		126,956
MIDWEST	29,883	6,069	8	0	35,960	0		35,960
ONTONAGON	4,501	225	0	160	4,886	0		4,886
PRESQUE ISLE	31,425	1,621	40	363	33,449	0		33,449
THUMB	11,216	1,066	0	0	12,282	0		12,282
TRI-COUNTY	22,623	3,591	3	146	26,363	0		26,363
TOTAL COOP	294,117	33,737	500	952	329,306	1		329,307
TOTAL MICHIGAN	4,156,261	492,909	3,529	5,051	4,657,750	8		4,657,758

Note 1: Includes Edison Sault Legacy Territory