

**STATISTICAL DATA OF TOTAL SALES
ELECTRIC UTILITIES IN MICHIGAN**

YEAR ENDED DECEMBER 31, 2023

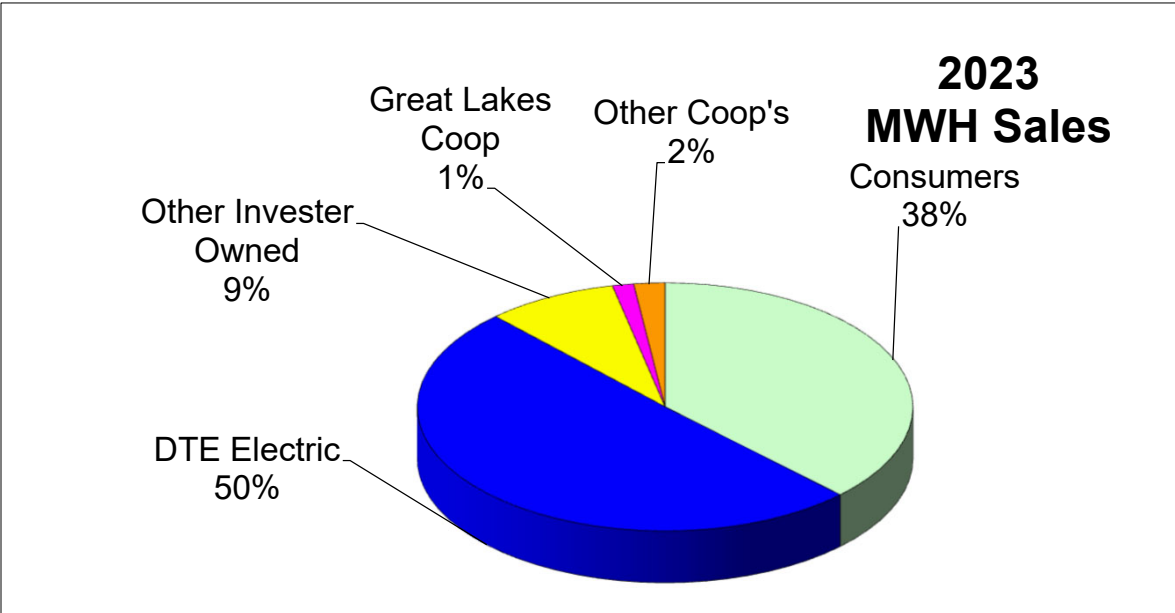
DATA FOR MICHIGAN BUSINESS ONLY

COMPANY	CUSTOMERS	REVENUE	MWH SALES
ALPENA POWER	17,960	33,533,081	307,677
CONSUMERS ENERGY	1,884,291	4,800,224,721	36,574,812
DTE ELECTRIC	2,266,460	5,871,023,177	46,779,561
AMERICAN ELECTRIC POWER (I&M)	131,704	352,996,919	2,964,214
NO. STATES PWR dba XCEL ENERGY	8,935	16,760,120	133,110
UPPER PENINSULA POWER	53,484	116,848,717	732,549
UMERC	37,245	142,369,383	1,826,760
TOTAL INVESTOR OWNED	4,400,079	11,333,756,118	89,318,683
ALGER DELTA	10,343	18,098,444	99,580
CHERRYLAND	38,006	57,663,779	406,276
CLOVERLAND	43,465	86,771,244	719,725
GREAT LAKES	130,942	230,307,742	1,595,170
MIDWEST ENERGY	36,865	97,422,881	572,373
ONTONAGON	5,092	6,747,531	26,058
PRESQUE ISLE	34,961	43,015,847	249,710
THUMB	12,389	24,850,603	183,002
TRI-COUNTY	26,989	55,332,110	362,067
TOTAL COOPERATIVES	339,052	620,210,181	4,213,959
TOTAL COOPs & IOUs	4,739,131	11,953,966,299	93,532,642

Source of Information

Investor Owned : FERC Form 1 , page 301 line 12

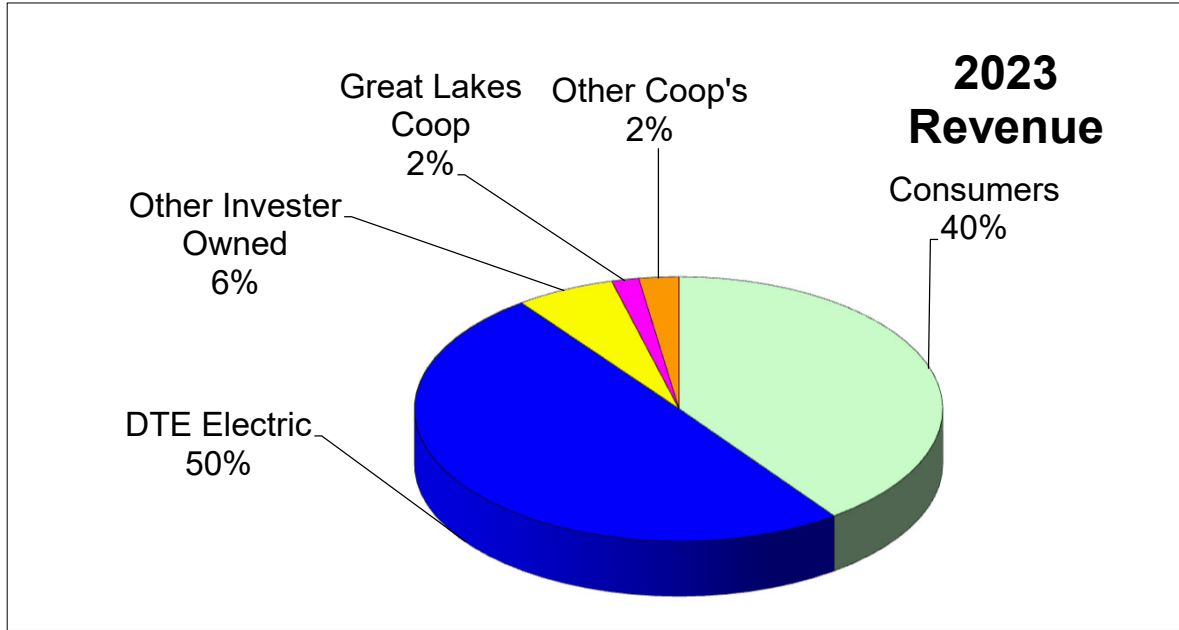
Cooperative : RUS Form 7 part R lines 10,11,12,19 & 9 or Part O



2023 MICHIGAN ELECTRIC SALES DATA
ULTIMATE CUSTOMER

UTILITY	SALES MWH				TOTAL ULTIMATE	RESALE	TOTAL SALES
	RESIDENTIAL	COMMERCIAL	INDUSTRIAL	OTHER			
Investor Owned							
ALPENA POWER	86,730	89,264	131,635	48	307,677	0	307,677
CONSUMERS ENERGY	12,207,836	11,553,323	8,547,339	140,512	32,449,010	4,125,802	36,574,812
DTE ELECTRIC	14,451,501	15,915,752	8,551,132	203,563	39,121,948	7,657,613	46,779,561
AMERICAN ELECTRIC POWER (I&M)	1,098,364	1,008,236	790,442	10,373	2,907,415	56,799	2,964,214
NORTHERN STATES POWER d/b/a XCEL ENERGY	55,085	45,986	30,793	1,246	133,110	0	133,110
UPPER PEN. PWR	248,048	134,338	277,233	1,810	661,429	71,120	732,549
UMERC	223,690	135,947	1,464,376	2,248	1,826,261	499	1,826,760
TOTAL IOU	28,371,254	28,882,846	19,792,950	359,800	77,406,850	11,911,833	89,318,683
Cooperatives							
ALGER DELTA	51,420	7,285	40,617	258	99,580	0	99,580
CHERRYLAND	282,301	92,411	25,292	6,272	406,276	0	406,276
CLOVERLAND (see Note 1)	284,352	155,663	268,858	5,716	714,589	5,136	719,725
GREAT LAKES	885,044	184,244	525,882	0	1,595,170	0	1,595,170
MIDWEST	337,685	197,405	37,283	0	572,373	0	572,373
ONTONAGON	20,998	4,900	0	160	26,058	0	26,058
PRESQUE ISLE	176,675	53,081	15,745	4,209	249,710	0	249,710
THUMB	124,310	58,691	0	0	183,002	0	183,002
TRI-COUNTY	218,032	92,835	47,280	3,920	362,067	0	362,067
TOTAL COOP	2,380,816	846,516	960,957	20,534	4,208,823	5,136	4,213,959
TOTAL MICHIGAN	30,752,070	29,729,362	20,753,907	380,334	81,615,673	11,916,969	93,532,642

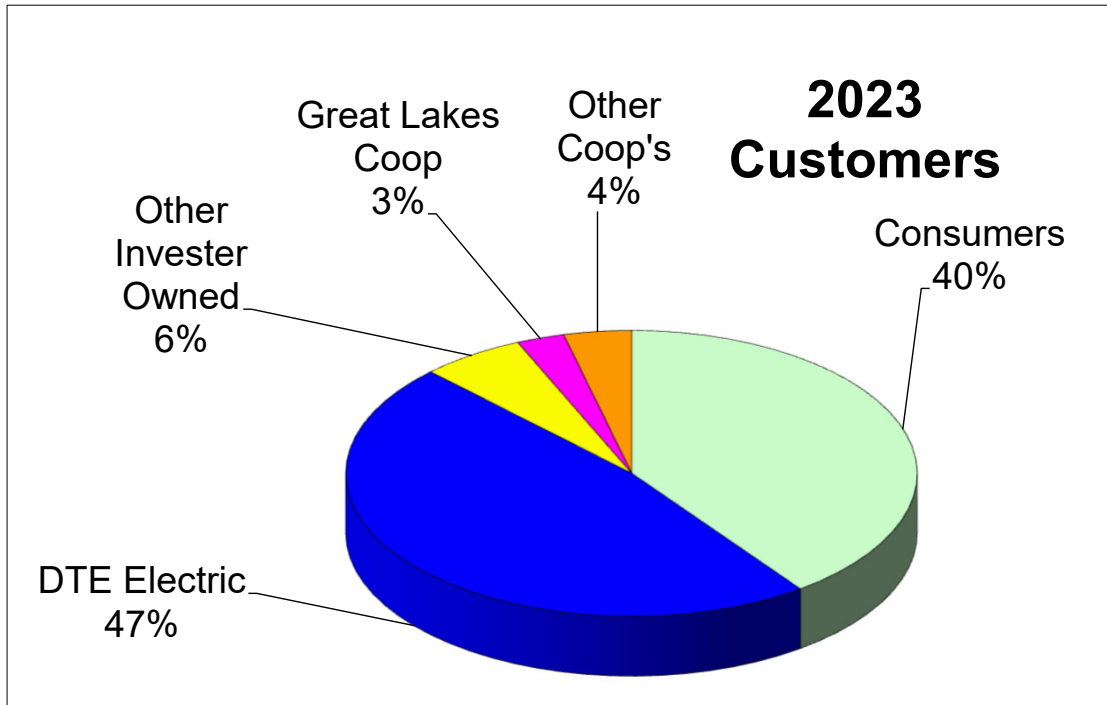
Note 1: Includes Edison Sault Legacy Territory



2023 MICHIGAN ELECTRIC SALES DATA
ULTIMATE CUSTOMER

UTILITY	REVENUES \$				TOTAL ULTIMATE	RESALE	TOTAL SALES
	RESIDENTIAL	COMMERCIAL	INDUSTRIAL	OTHER			
Investor Owned							
ALPENA POWER	13,059,065	11,630,844	8,825,328	17,844	33,533,081	0	33,533,081
CONSUMERS ENERGY	2,297,684,905	1,623,457,424	712,480,629	37,346,540	4,670,969,498	129,255,223	4,800,224,721
DTE ELECTRIC	2,814,774,800	2,097,975,297	729,929,371	69,204,574	5,711,884,042	159,139,135	5,871,023,177
AMERICAN ELECTRIC POWER (I&M)	173,846,407	108,483,832	64,112,925	1,043,205	347,486,369	5,510,550	352,996,919
NORTHERN STATES POWER d/b/a XCEL ENERGY	8,166,806	5,938,745	2,363,693	290,876	16,760,120	0	16,760,120
UPPER PEN. PWR	62,903,554	28,306,755	22,579,121	1,163,606	114,953,036	1,895,681	116,848,717
UMERC	31,856,337	17,503,823	88,406,247	702,782	138,469,189	3,900,194	142,369,383
TOTAL IOU	5,402,291,874	3,893,296,720	1,628,697,314	109,769,427	11,034,055,335	299,700,783	11,333,756,118
Cooperatives							
ALGER DELTA	11,548,148	1,205,662	5,273,272	71,362	18,098,444	0	18,098,444
CHERRYLAND	43,778,777	11,170,144	1,950,563	764,295	57,663,779	0	57,663,779
CLOVERLAND (see Note 1)	40,254,456	19,560,577	26,179,788	663,271	86,658,092	113,152	86,771,244
GREAT LAKES	156,733,772	28,283,592	45,290,378	0	230,307,742	0	230,307,742
MIDWEST	60,523,319	31,586,296	5,313,266	0	97,422,881	0	97,422,881
ONTONAGON	5,766,320	946,354	0	34,857	6,747,531	0	6,747,531
PRESQUE ISLE	35,246,888	7,500,912	1,849,009	675,163	45,271,972	-2,256,125	43,015,847
THUMB	18,069,181	6,781,422	0	0	24,850,603	0	24,850,603
TRI-COUNTY	37,186,036	13,944,893	3,610,794	590,387	55,332,110	0	55,332,110
TOTAL COOP	409,106,897	120,979,852	89,467,070	2,799,335	622,353,154	-2,142,973	620,210,181
TOTAL MICHIGAN	5,811,398,771	4,014,276,572	1,718,164,384	112,568,762	11,656,408,489	297,557,810	11,953,966,299

Note 1: Includes Edison Sault Legacy Territory



2023 MICHIGAN ELECTRIC SALES DATA
ULTIMATE CUSTOMER

CUSTOMERS

UTILITY	RESIDENTIAL	COMMERCIAL	INDUSTRIAL	OTHER	TOTAL	ULTIMATE	RESALE	TOTAL CUSTOMERS
Investor Owned								
ALPENA POWER	13,752	4,079	3	126	17,960	0		17,960
CONSUMERS ENERGY	1,652,141	225,756	1,238	5,155	1,884,290	1		1,884,291
DTE ELECTRIC	2,055,911	208,790	715	1,044	2,266,460	0		2,266,460
AMERICAN ELECTRIC POWER (I&M)	112,109	18,457	790	347	131,703	1		131,704
NORTHERN STATES POWER d/b/a XCEL E	7,596	1,289	2	48	8,935	0		8,935
UPPER PEN. PWR	47,463	5,891	58	71	53,483	1		53,484
UMERC	33,235	3,971	37	2	37,245	0		37,245
TOTAL IOU	3,922,207	468,233	2,843	6,793	4,400,076	3		4,400,079
Cooperatives								
ALGER DELTA	9,792	491	35	25	10,343	0		10,343
CHERRYLAND	34,647	3,193	3	163	38,006	0		38,006
CLOVERLAND (see Note 1)	35,813	7,412	152	87	43,464	1		43,465
GREAT LAKES	119,507	11,139	296	0	130,942	0		130,942
MIDWEST	30,364	6,491	10	0	36,865	0		36,865
ONTONAGON	4,702	236	0	154	5,092	0		5,092
PRESQUE ISLE	32,244	2,353	4	360	34,961	0		34,961
THUMB	11,222	1,167	0	0	12,389	0		12,389
TRI-COUNTY	22,929	3,919	3	138	26,989	0		26,989
TOTAL COOP	301,220	36,401	503	927	339,051	1		339,052
TOTAL MICHIGAN	4,223,427	504,634	3,346	7,720	4,739,127	4		4,739,131

Note 1: Includes Edison Sault Legacy Territory

**STATISTICAL DATA OF TOTAL SALES
ELECTRIC UTILITIES IN MICHIGAN**

YEAR ENDED DECEMBER 31, 2022

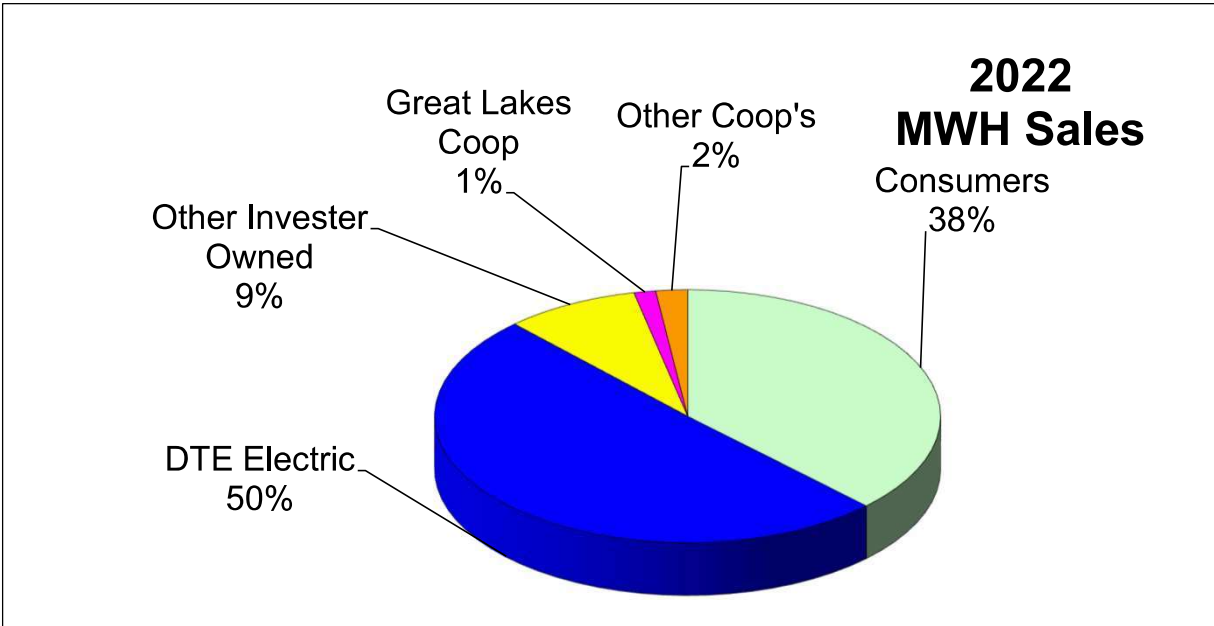
DATA FOR MICHIGAN BUSINESS ONLY

COMPANY	CUSTOMERS	REVENUE	MWH SALES
ALPENA POWER	17,896	39,164,677	346,358
CONSUMERS ENERGY	1,875,020	4,941,697,526	37,366,113
DTE ELECTRIC	2,257,415	5,838,871,423	47,512,702
AMERICAN ELECTRIC POWER (I&M)	131,218	373,216,558	4,117,381
NO. STATES PWR dba XCEL ENERGY	8,943	17,675,802	139,163
UPPER PENINSULA POWER	53,268	111,724,699	745,281
UMERC	37,064	187,823,462	1,717,383
TOTAL INVESTOR OWNED	4,380,824	11,510,174,147	91,944,381
ALGER DELTA	10,291	18,269,799	102,294
CHERRYLAND	37,422	57,577,486	415,987
CLOVERLAND	43,253	85,767,252	736,049
GREAT LAKES	129,539	231,565,096	1,645,677
MIDWEST ENERGY	36,677	96,805,064	595,992
ONTONAGON	5,018	6,604,452	26,118
PRESQUE ISLE	34,684	40,769,838	260,694
THUMB	12,368	24,010,695	188,606
TRI-COUNTY	26,833	57,530,185	377,068
TOTAL COOPERATIVES	336,085	618,899,867	4,348,486
TOTAL COOPs & IOUs	4,716,909	12,129,074,014	96,292,867

Source of Information

Investor Owned : FERC Form 1 , page 301 line 12

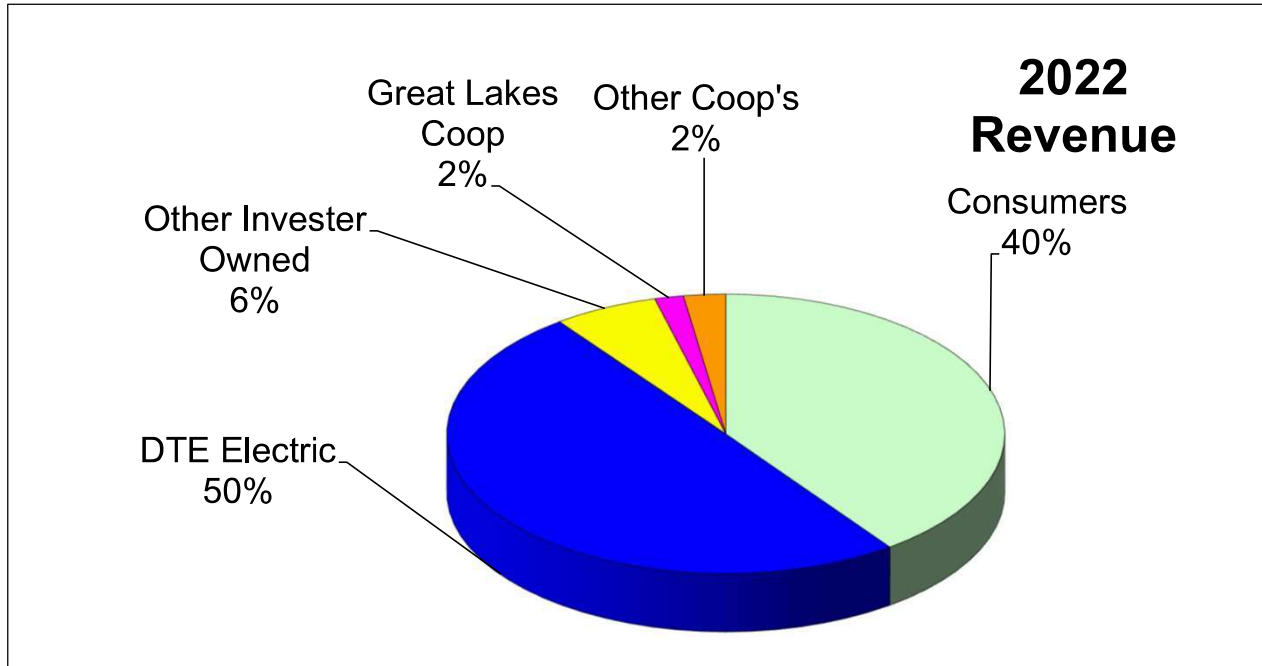
Cooperative : RUS Form 7 part R lines 10,11,12,19 & 9 or Part O



2022 MICHIGAN ELECTRIC SALES DATA
ULTIMATE CUSTOMER

UTILITY	SALES MWH				TOTAL ULTIMATE	RESALE	TOTAL SALES
	RESIDENTIAL	COMMERCIAL	INDUSTRIAL	OTHER			
Investor Owned							
ALPENA POWER	89,727	92,469	164,109	53	346,358	0	346,358
CONSUMERS ENERGY	12,976,844	11,675,512	8,455,125	141,661	33,249,142	4,116,971	37,366,113
DTE ELECTRIC	15,830,889	16,313,939	8,543,075	209,739	40,897,642	6,615,060	47,512,702
AMERICAN ELECTRIC POWER (I&M)	1,175,727	806,872	902,701	10,363	2,895,663	1,221,718	4,117,381
NORTHERN STATES POWER d/b/a XCEL ENERGY	60,287	46,964	30,636	1,276	139,163	0	139,163
UPPER PEN. PWR	248,316	134,156	326,520	1,778	710,770	34,511	745,281
UMERC	238,994	126,491	1,337,704	2,551	1,705,740	11,643	1,717,383
TOTAL IOU	30,620,784	29,196,403	19,759,870	367,421	79,944,478	11,999,903	91,944,381
Cooperatives							
ALGER DELTA	53,250	7,135	41,647	262	102,294	0	102,294
CHERRYLAND	291,679	91,496	26,361	6,452	415,987	0	415,987
CLOVERLAND (see Note 1)	298,094	157,533	270,086	5,723	731,436	4,613	736,049
GREAT LAKES	929,559	184,234	531,883	0	1,645,677	0	1,645,677
MIDWEST	362,426	197,587	35,979	0	595,992	0	595,992
ONTONAGON	20,981	4,978	0	158	26,118	0	26,118
PRESQUE ISLE	184,933	55,520	15,887	4,354	260,694	0	260,694
THUMB	132,026	56,581	0	0	188,606	0	188,606
TRI-COUNTY	228,865	97,914	46,158	4,131	377,068	0	377,068
TOTAL COOP	2,501,813	852,978	968,002	21,080	4,343,873	4,613	4,348,486
TOTAL MICHIGAN	33,122,597	30,049,381	20,727,872	388,501	84,288,351	12,004,516	96,292,867

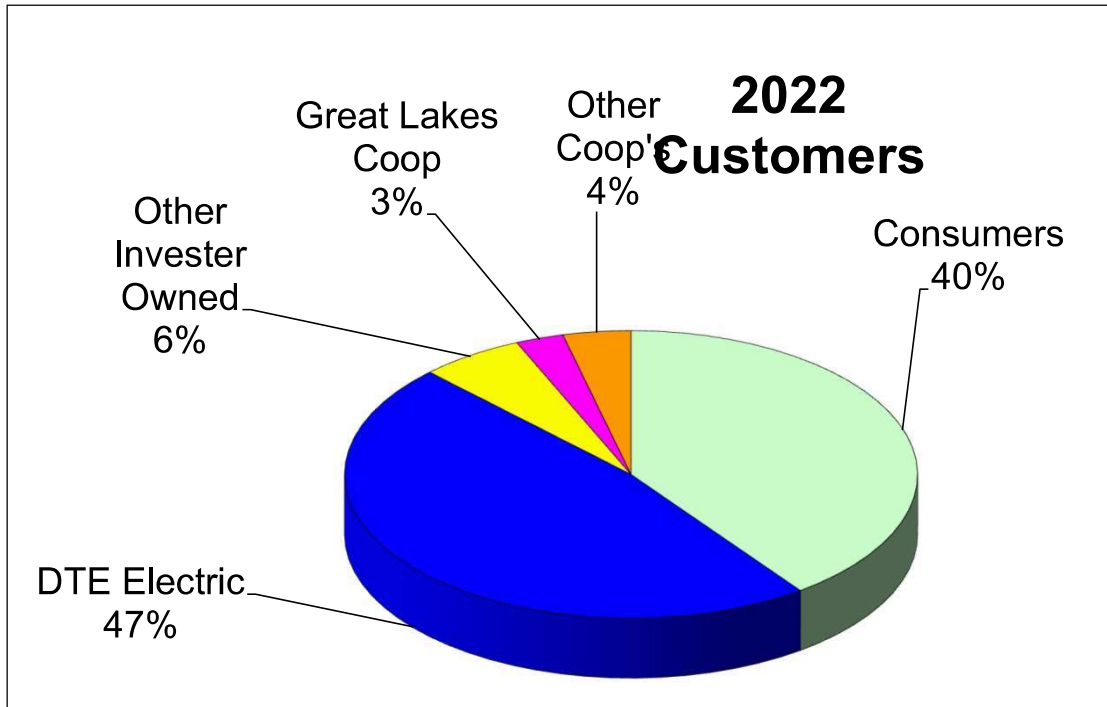
Note 1: Includes Edison Sault Legacy Territory



2022 MICHIGAN ELECTRIC SALES DATA
ULTIMATE CUSTOMER

UTILITY	REVENUES \$				TOTAL ULTIMATE	RESALE	TOTAL SALES
	RESIDENTIAL	COMMERCIAL	INDUSTRIAL	OTHER			
Investor Owned							
ALPENA POWER	12,872,388	11,399,174	14,876,688	16,427	39,164,677	0	39,164,677
CONSUMERS ENERGY	2,349,949,994	1,582,565,272	735,644,591	32,579,845	4,700,739,702	240,957,824	4,941,697,526
DTE ELECTRIC	2,883,891,150	1,949,978,180	657,068,210	61,100,600	5,552,038,140	286,833,283	5,838,871,423
AMERICAN ELECTRIC POWER (I&M)	189,196,120	100,219,072	74,694,241	1,075,047	365,184,480	8,032,078	373,216,558
NORTHERN STATES POWER db/a XCEL ENERGY	8,847,790	6,108,616	2,427,585	291,811	17,675,802	0	17,675,802
UPPER PEN. PWR	57,249,301	24,616,783	26,031,532	1,552,622	109,450,238	2,274,461	111,724,699
UMERC	42,413,486	20,714,344	118,919,129	732,234	182,779,193	5,044,269	187,823,462
TOTAL IOU	5,544,420,229	3,695,601,441	1,629,661,976	97,348,586	10,967,032,232	543,141,915	11,510,174,147
Cooperatives							
ALGER DELTA	11,392,784	1,225,516	5,590,133	61,366	18,269,799	0	18,269,799
CHERRYLAND	43,603,504	10,874,090	2,321,712	778,180	57,577,486	0	57,577,486
CLOVERLAND (see Note 1)	39,919,977	18,799,605	26,334,831	608,390	85,662,803	104,449	85,767,252
GREAT LAKES	157,935,045	27,458,885	46,171,166	0	231,565,096	0	231,565,096
MIDWEST	60,958,212	30,908,370	4,938,482	0	96,805,064	0	96,805,064
ONTONAGON	5,627,527	942,374	0	34,551	6,604,452	0	6,604,452
PRESQUE ISLE	32,236,544	7,093,130	1,702,633	632,555	41,664,862	-895,024	40,769,838
THUMB	17,757,356	6,253,339	0	0	24,010,695	0	24,010,695
TRI-COUNTY	38,550,867	14,831,530	3,523,581	624,207	57,530,185	0	57,530,185
TOTAL COOP	407,981,816	118,386,839	90,582,538	2,739,249	619,690,442	-790,575	618,899,867
TOTAL MICHIGAN	5,952,402,045	3,813,988,280	1,720,244,514	100,087,835	11,586,722,674	542,351,340	12,129,074,014

Note 1: Includes Edison Sault Legacy Territory



2022 MICHIGAN ELECTRIC SALES DATA
ULTIMATE CUSTOMER

CUSTOMERS

UTILITY	RESIDENTIAL	COMMERCIAL	INDUSTRIAL	OTHER	TOTAL	ULTIMATE	RESALE	TOTAL CUSTOMERS
Investor Owned								
ALPENA POWER	13,740	4,021	3	132	17,896	0		17,896
CONSUMERS ENERGY	1,645,580	224,645	1,304	3,490	1,875,019	1		1,875,020
DTE ELECTRIC	2,047,944	207,711	711	1,049	2,257,415	0		2,257,415
AMERICAN ELECTRIC POWER (I&M)	111,732	18,335	806	345	131,218	0		131,218
NORTHERN STATES POWER d/b/a XCEL I	7,605	1,286	2	50	8,943	0		8,943
UPPER PEN. PWR	47,281	5,859	55	72	53,267	1		53,268
UMERC	33,078	3,947	37	2	37,064	0		37,064
TOTAL IOU	3,906,960	465,804	2,918	5,140	4,380,822	2		4,380,824
Cooperatives								
ALGER DELTA	9,741	491	34	25	10,291	0		10,291
CHERRYLAND	34,190	3,062	4	166	37,422	0		37,422
CLOVERLAND (see Note 1)	35,732	7,281	152	87	43,252	1		43,253
GREAT LAKES	118,244	10,995	300	0	129,539	0		129,539
MIDWEST	30,254	6,414	9	0	36,677	0		36,677
ONTONAGON	4,627	231	0	160	5,018	0		5,018
PRESQUE ISLE	32,033	2,286	4	361	34,684	0		34,684
THUMB	11,222	1,146	0	0	12,368	0		12,368
TRI-COUNTY	22,838	3,853	3	139	26,833	0		26,833
TOTAL COOP	298,881	35,759	506	938	336,084	1		336,085
TOTAL MICHIGAN	4,205,841	501,563	3,424	6,078	4,716,906	3		4,716,909

Note 1: Includes Edison Sault Legacy Territory

**STATISTICAL DATA OF TOTAL SALES
ELECTRIC UTILITIES IN MICHIGAN**

YEAR ENDED DECEMBER 31, 2021

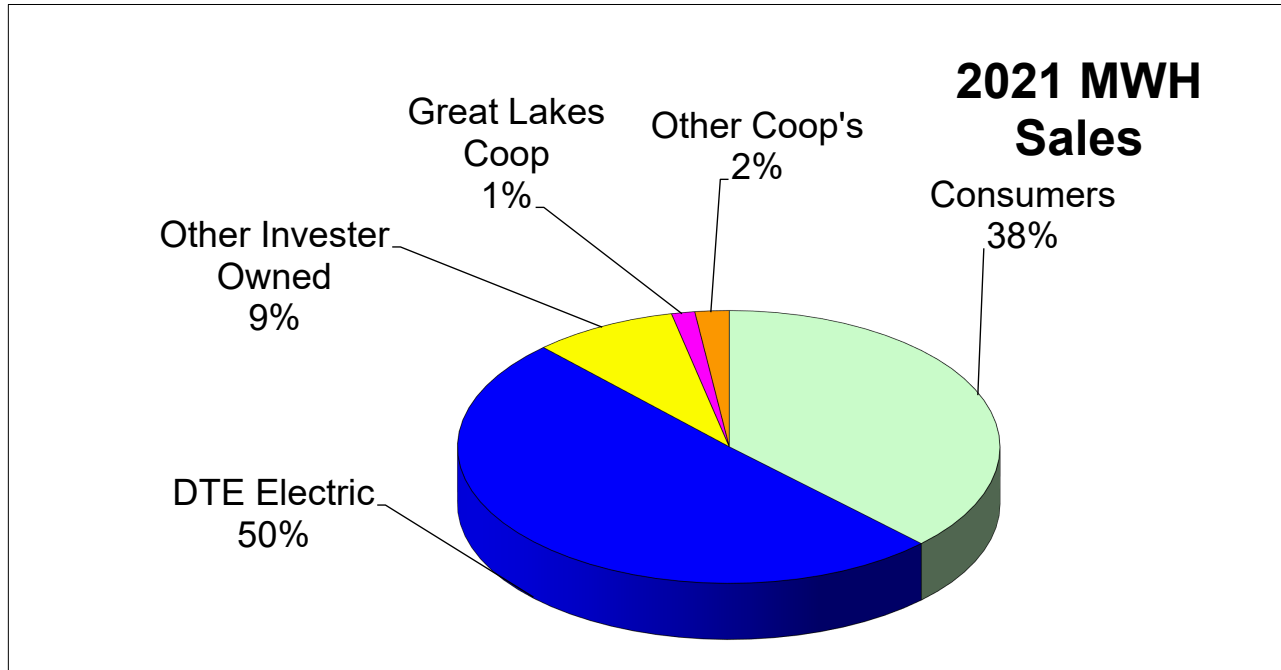
DATA FOR MICHIGAN BUSINESS ONLY

COMPANY	CUSTOMERS	REVENUE	MWH SALES
ALPENA POWER	17,857	34,949,353	347,649
CONSUMERS ENERGY	1,870,124	4,857,527,417	37,506,404
DTE ELECTRIC	2,244,945	5,645,077,997	45,745,266
AMERICAN ELECTRIC POWER (I&M)	130,645	360,964,998	3,329,794
NO. STATES PWR dba XCEL ENERGY	8,935	15,057,264	137,898
UPPER PENINSULA POWER	53,018	110,366,497	765,125
UMERC	36,922	165,719,892	1,920,108
TOTAL INVESTOR OWNED	4,362,446	11,189,663,418	89,752,244
ALGER DELTA	10,288	15,998,453	99,469
CHERRYLAND	36,915	54,715,473	409,546
CLOVERLAND	43,012	80,793,518	710,487
GREAT LAKES	128,232	214,441,039	1,592,208
MIDWEST ENERGY	36,468	89,663,472	598,751
ONTONAGON	4,939	6,723,404	25,769
PRESQUE ISLE	33,820	36,791,795	252,714
THUMB	12,333	24,415,377	192,747
TRI-COUNTY	26,602	51,967,560	373,394
TOTAL COOPERATIVES	332,609	575,510,091	4,255,084
TOTAL COOPs & IOUs	4,695,055	11,765,173,509	94,007,328

Source of Information

Investor Owned : FERC Form 1 , page 301 line 12

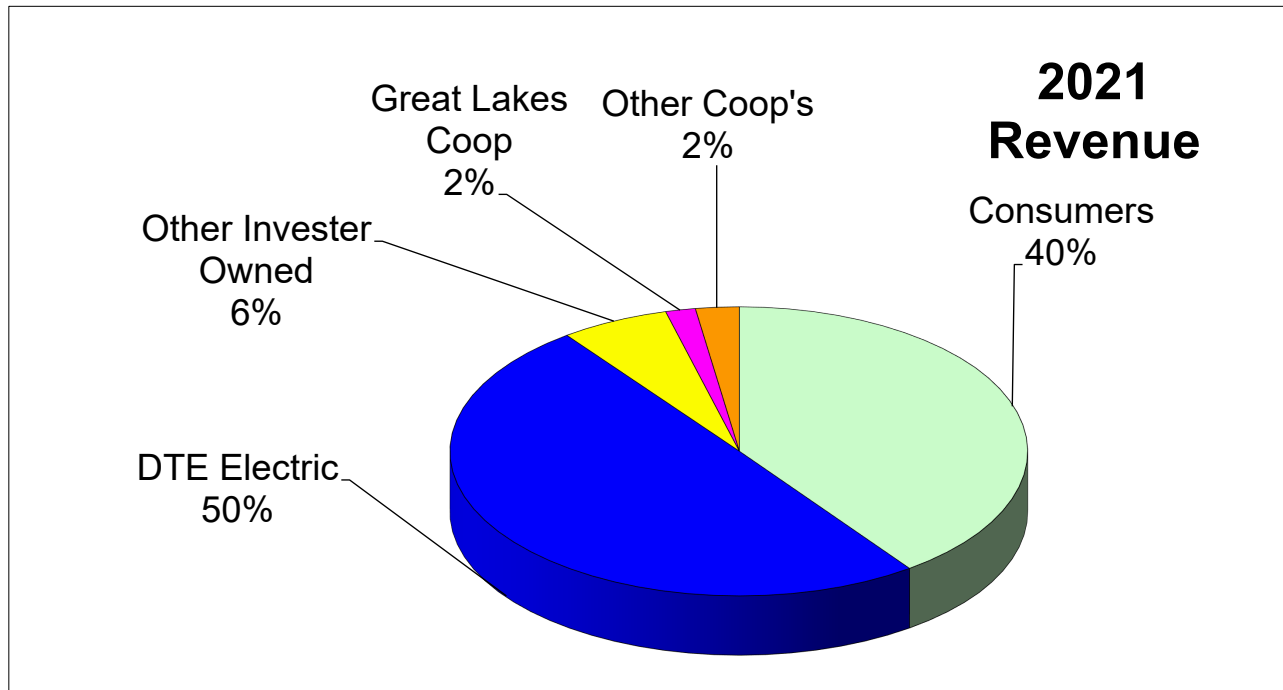
Cooperative : RUS Form 7 part R lines 10,11,12,19 & 9 or Part O



2018 MICHIGAN ELECTRIC SALES DATA
ULTIMATE CUSTOMER

UTILITY	SALES MWH				TOTAL ULTIMATE	RESALE	TOTAL SALES
	RESIDENTIAL	COMMERCIAL	INDUSTRIAL	OTHER			
Investor Owned							
ALPENA POWER	89,273	93,043	165,275	58	347,649	0	347,649
CONSUMERS ENERGY	13,229,050	11,503,931	7,374,800	143,621	32,251,402	5,255,002	37,506,404
DTE ELECTRIC	16,385,999	16,393,143	8,487,229	215,595	41,481,966	4,263,300	45,745,266
AMERICAN ELECTRIC POWER (I&M)	1,184,927	768,595	798,152	10,348	2,762,022	567,772	3,329,794
NORTHERN STATES POWER d/b/a XCEL ENERGY	60,962	46,828	28,843	1,265	137,898	0	137,898
UPPER PEN. PWR	268,131	140,788	342,376	1,909	753,204	11,921	765,125
UMERC	237,186	126,597	1,547,687	2,583	1,914,053	6,055	1,920,108
TOTAL IOU	31,455,528	29,072,925	18,744,362	375,379	79,648,194	10,104,050	89,752,244
Cooperatives							
ALGER DELTA	52,706	16,013	30,487	263	99,469	0	99,469
CHERRYLAND	290,766	84,722	27,625	6,432	409,546	0	409,546
CLOVERLAND (see Note 1)	287,968	149,651	262,404	5,865	705,889	4,598	710,487
GREAT LAKES	915,329	178,345	498,534	0	1,592,208	0	1,592,208
MIDWEST	366,773	192,775	39,203	0	598,751	0	598,751
ONTONAGON	20,709	4,904	0	156	25,769	0	25,769
PRESQUE ISLE	185,462	35,069	27,867	4,316	252,714	0	252,714
THUMB	138,810	53,937	0	0	192,747	0	192,747
TRI-COUNTY	229,595	93,110	46,298	4,390	373,394	0	373,394
TOTAL COOP	2,488,118	808,527	932,419	21,422	4,250,486	4,598	4,255,084
TOTAL MICHIGAN	33,943,646	29,881,452	19,676,781	396,801	83,898,680	10,108,648	94,007,328

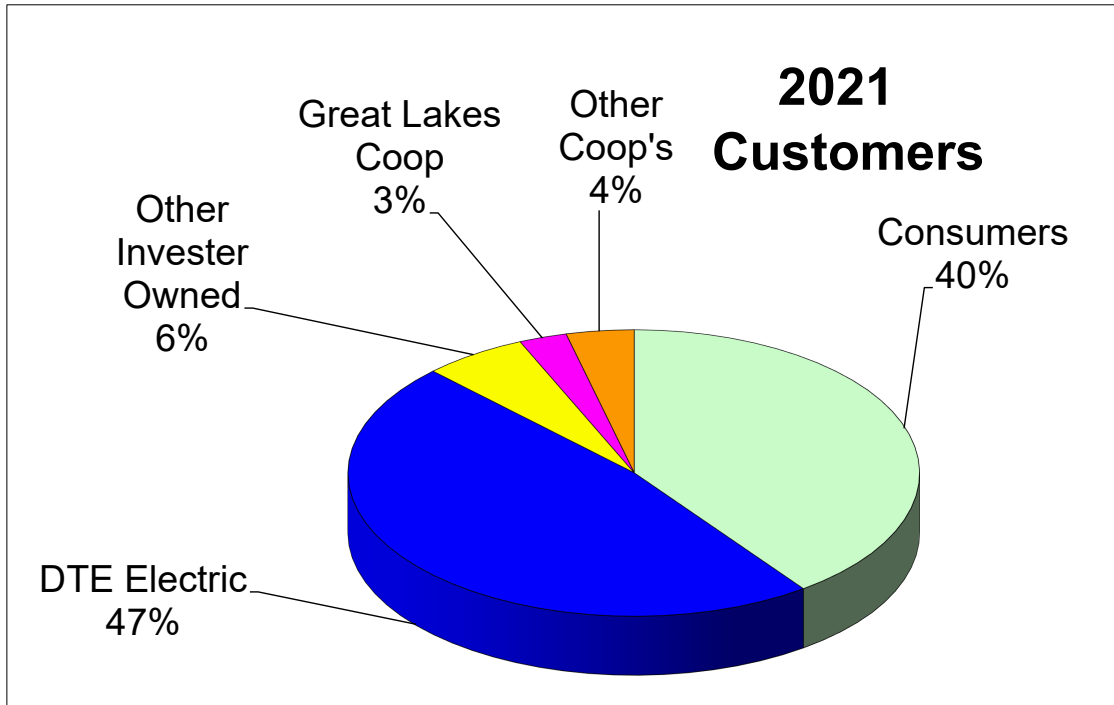
Note 1: Includes Edison Sault Legacy Territory



2018 MICHIGAN ELECTRIC SALES DATA
ULTIMATE CUSTOMER

UTILITY	REVENUES \$					RESALE	TOTAL SALES
	RESIDENTIAL	COMMERCIAL	INDUSTRIAL	OTHER	TOTAL ULTIMATE		
Investor Owned							
ALPENA POWER	12,343,441	11,262,537	11,327,967	15,408	34,949,353	0	34,949,353
CONSUMERS ENERGY	2,397,901,113	1,583,775,019	633,206,889	33,574,519	4,648,457,540	209,069,877	4,857,527,417
DTE ELECTRIC	2,925,941,467	1,907,765,065	628,487,704	60,471,802	5,522,666,038	122,411,959	5,645,077,997
AMERICAN ELECTRIC POWER (I&M)	189,830,260	93,801,536	68,197,785	1,055,680	352,885,262	8,079,736	360,964,998
NORTHERN STATES POWER d/b/a XCEL ENERGY	7,621,345	5,233,137	1,944,626	258,156	15,057,264	0	15,057,264
UPPER PEN. PWR	59,684,121	24,659,795	23,334,906	1,604,596	109,283,418	1,083,079	110,366,497
UMERC	38,357,070	18,681,354	105,704,150	700,958	163,443,532	2,276,360	165,719,892
TOTAL IOU	5,631,678,817	3,645,178,443	1,472,204,027	97,681,119	10,846,742,407	342,921,011	11,189,663,418
Cooperatives							
ALGER DELTA	10,720,136	2,501,687	2,716,096	60,534	15,998,453	0	15,998,453
CHERRYLAND	42,036,172	9,755,730	2,179,314	744,257	54,715,473	0	54,715,473
CLOVERLAND (see Note 1)	37,934,008	17,386,326	24,800,115	606,174	80,726,623	66,895	80,793,518
GREAT LAKES	147,374,273	25,122,789	41,943,977	0	214,441,039	0	214,441,039
MIDWEST	56,731,685	28,092,911	4,838,876	0	89,663,472	0	89,663,472
ONTONAGON	5,688,617	999,935	0	34,852	6,723,404	0	6,723,404
PRESQUE ISLE	29,468,102	4,087,524	2,674,365	561,804	36,791,795	0	36,791,795
THUMB	18,408,762	6,006,615	0	0	24,415,377	0	24,415,377
TRI-COUNTY	34,966,262	12,966,268	3,424,854	610,176	51,967,560	0	51,967,560
TOTAL COOP	383,328,017	106,919,785	82,577,597	2,617,797	575,443,196	66,895	575,510,091
TOTAL MICHIGAN	6,015,006,834	3,752,098,228	1,554,781,624	100,298,916	11,422,185,603	342,987,906	11,765,173,509

Note 1: Includes Edison Sault Legacy Territory



2018 MICHIGAN ELECTRIC SALES DATA
ULTIMATE CUSTOMER

CUSTOMERS

UTILITY	RESIDENTIAL	COMMERCIAL	INDUSTRIAL	OTHER	TOTAL	ULTIMATE	RESALE	TOTAL CUSTOMERS
Investor Owned								
ALPENA POWER	13,711	4,006	3	137	17,857	0		17,857
CONSUMERS ENERGY	1,642,642	223,790	1,339	2,352	1,870,123	1		1,870,124
DTE ELECTRIC	2,036,506	206,668	715	1,056	2,244,945	0		2,244,945
AMERICAN ELECTRIC POWER (I&M)	111,361	18,115	825	344	130,645	0		130,645
NORTHERN STATES POWER d/b/a XCEL I	7,602	1,281	2	50	8,935	0		8,935
UPPER PEN. PWR	47,063	5,828	55	71	53,017	1		53,018
UMERC	32,938	3,938	36	10	36,922	0		36,922
TOTAL IOU	3,891,823	463,626	2,975	4,020	4,362,444	2		4,362,446
Cooperatives								
ALGER DELTA	9,739	523	1	25	10,288	0		10,288
CHERRYLAND	33,808	2,935	4	168	36,915	0		36,915
CLOVERLAND (see Note 1)	35,642	7,129	153	87	43,011	1		43,012
GREAT LAKES	117,088	10,852	292	0	128,232	0		128,232
MIDWEST	30,154	6,306	8	0	36,468	0		36,468
ONTONAGON	4,553	227	0	159	4,939	0		4,939
PRESQUE ISLE	31,736	1,682	39	363	33,820	0		33,820
THUMB	11,222	1,111	0	0	12,333	0		12,333
TRI-COUNTY	22,726	3,729	3	144	26,602	0		26,602
TOTAL COOP	296,668	34,494	500	946	332,608	1		332,609
TOTAL MICHIGAN	4,188,491	498,120	3,475	4,966	4,695,052	3		4,695,055

Note 1: Includes Edison Sault Legacy Territory

**STATISTICAL DATA OF TOTAL SALES
ELECTRIC UTILITIES IN MICHIGAN**

YEAR ENDED DECEMBER 31, 2020

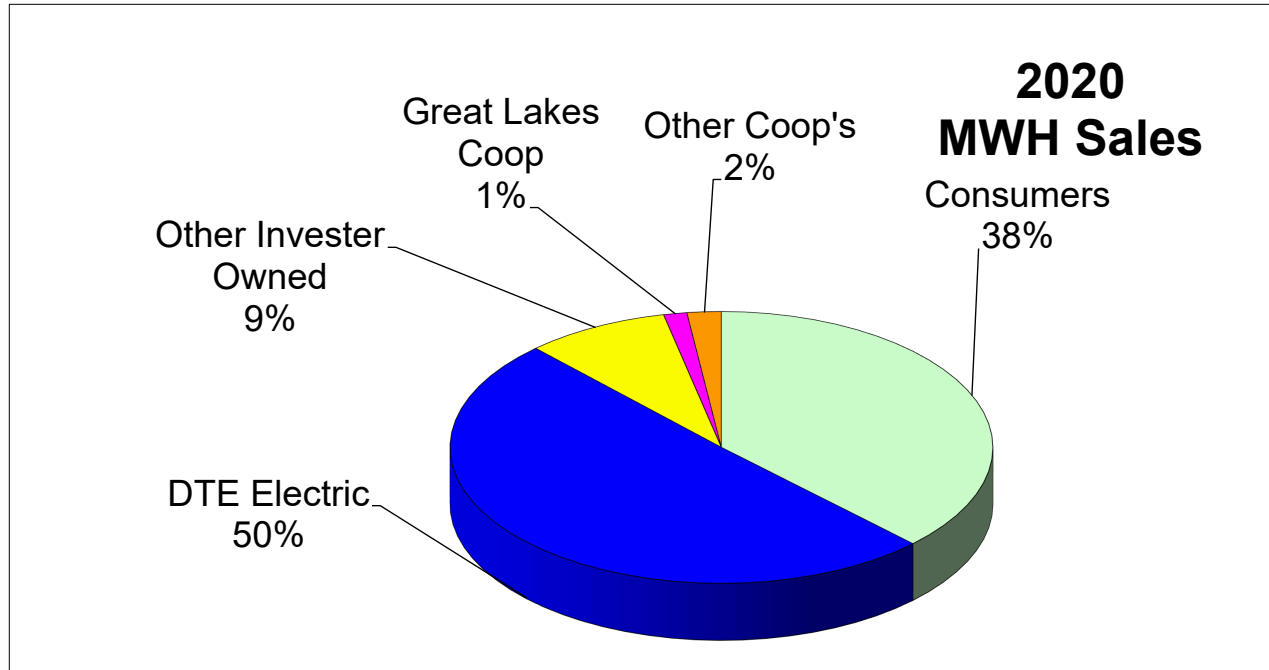
DATA FOR MICHIGAN BUSINESS ONLY

COMPANY	CUSTOMERS	REVENUE	MWH SALES
ALPENA POWER	17,783	35,039,172	360,874
CONSUMERS ENERGY	1,855,673	4,237,434,989	36,288,070
DTE ELECTRIC	2,226,501	5,242,743,463	42,437,016
AMERICAN ELECTRIC POWER (I&M)	129,957	353,762,117	2,966,295
NO. STATES PWR dba XCEL ENERGY	8,918	14,259,651	132,502
UPPER PENINSULA POWER	52,723	104,430,943	824,926
UMERC	36,896	126,920,394	1,731,700
TOTAL INVESTOR OWNED	4,328,451	10,114,590,729	84,741,383
ALGER DELTA	10,208	15,342,041	96,750
CHERRYLAND	36,487	51,105,027	403,739
CLOVERLAND	42,716	78,080,519	685,151
GREAT LAKES	126,956	203,032,436	1,564,325
MIDWEST ENERGY	35,960	78,239,023	618,081
ONTONAGON	4,886	6,284,821	25,502
PRESQUE ISLE	33,449	35,433,805	242,030
THUMB	12,282	22,362,906	177,685
TRI-COUNTY	26,363	48,971,592	362,838
TOTAL COOPERATIVES	329,307	538,852,170	4,176,102
TOTAL COOPs & IOUs	4,657,758	10,653,442,899	88,917,485

Source of Information

Investor Owned : FERC Form 1 , page 301 line 12

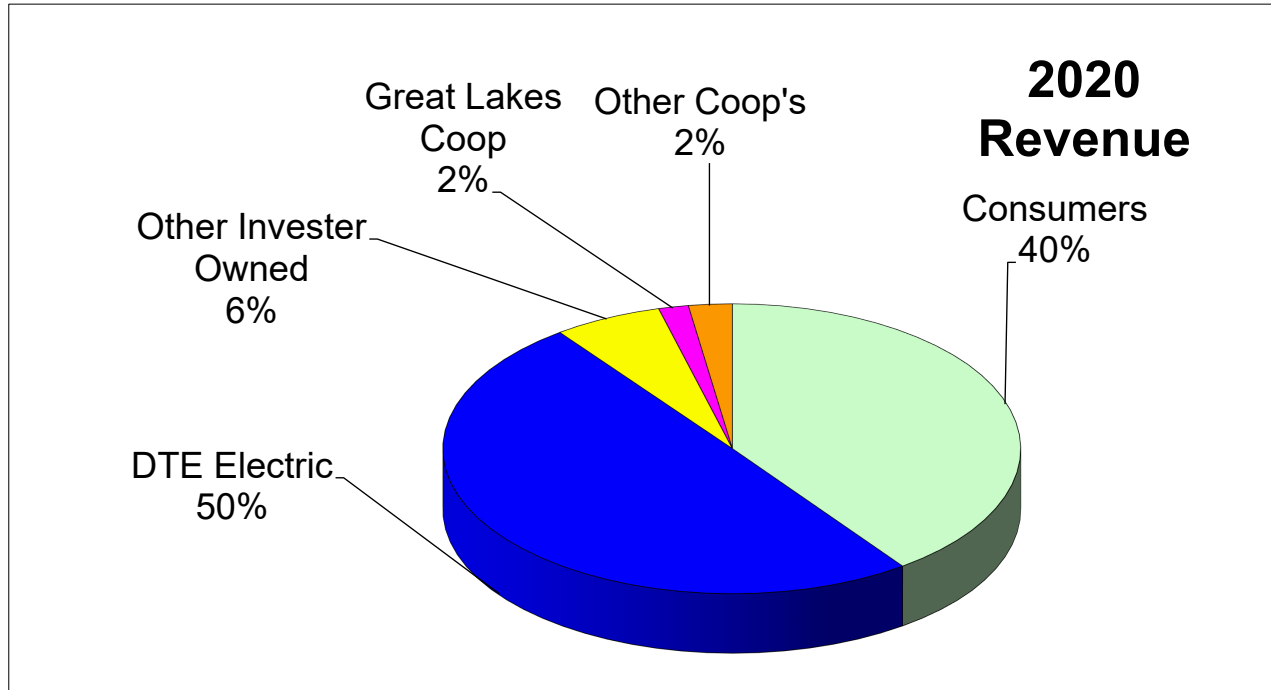
Cooperative : RUS Form 7 part R lines 10,11,12,19 & 9 or Part O



2018 MICHIGAN ELECTRIC SALES DATA
ULTIMATE CUSTOMER

UTILITY	SALES MWH				TOTAL ULTIMATE	RESALE	TOTAL SALES
	RESIDENTIAL	COMMERCIAL	INDUSTRIAL	OTHER			
Investor Owned							
ALPENA POWER	89,297	92,108	179,404	65	360,874	0	360,874
CONSUMERS ENERGY	13,331,252	11,013,746	6,952,357	148,884	31,446,239	4,841,831	36,288,070
DTE ELECTRIC	16,315,340	15,648,091	8,445,654	220,407	40,629,492	1,807,524	42,437,016
AMERICAN ELECTRIC POWER (I&M)	1,196,709	739,639	763,785	10,401	2,710,534	255,761	2,966,295
NORTHERN STATES POWER d/b/a XCEL ENERGY	60,105	45,486	25,645	1,266	132,502	0	132,502
UPPER PEN. PWR	265,636	140,613	370,208	1,891	778,348	46,578	824,926
UMERC	245,517	121,313	1,338,695	2,952	1,708,477	23,223	1,731,700
TOTAL IOU	31,503,856	27,800,996	18,075,748	385,866	77,766,466	6,974,917	84,741,383
Cooperatives							
ALGER DELTA	52,294	14,968	29,216	273	96,750	0	96,750
CHERRYLAND	290,340	80,441	26,646	6,312	403,739	0	403,739
CLOVERLAND (see Note 1)	287,708	141,316	245,422	6,035	680,481	4,671	685,151
GREAT LAKES	912,968	167,716	483,641	0	1,564,325	0	1,564,325
MIDWEST	341,062	174,811	102,208	0	618,081	0	618,081
ONTONAGON	20,586	4,755	0	162	25,502	0	25,502
PRESQUE ISLE	178,740	32,750	26,344	4,197	242,030	0	242,030
THUMB	131,280	46,404	0	0	177,685	0	177,685
TRI-COUNTY	229,946	84,137	44,528	4,228	362,838	0	362,838
TOTAL COOP	2,444,923	747,297	958,005	21,206	4,171,431	4,671	4,176,102
TOTAL MICHIGAN	33,948,779	28,548,293	19,033,753	407,072	81,937,897	6,979,588	88,917,485

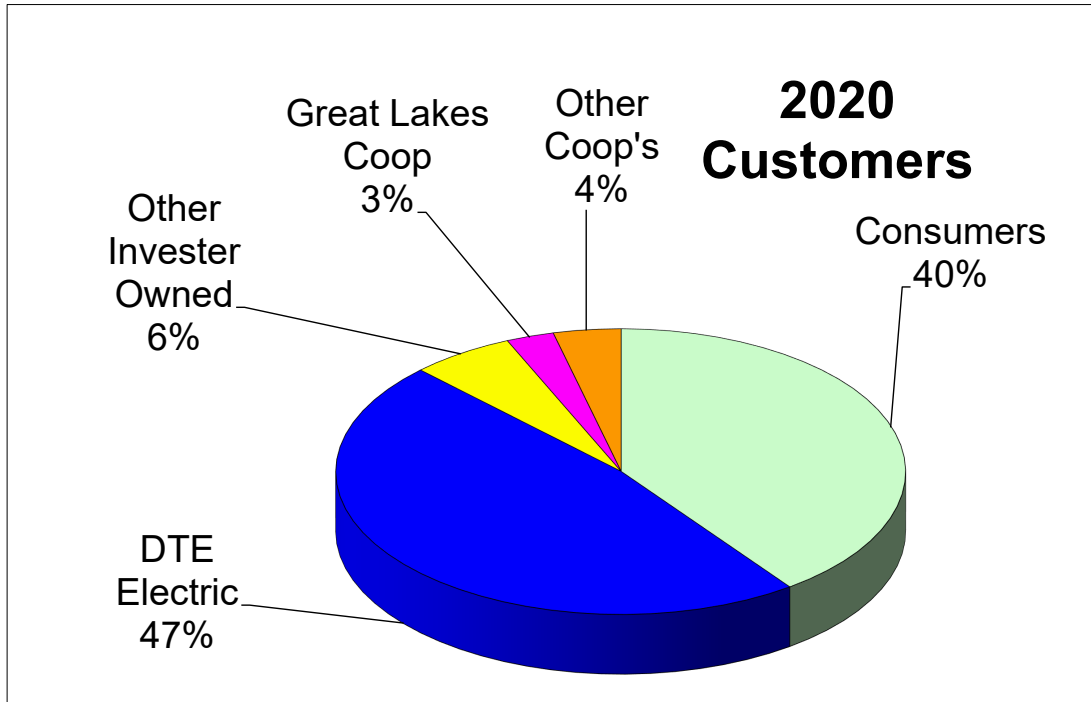
Note 1: Includes Edison Sault Legacy Territory



2018 MICHIGAN ELECTRIC SALES DATA
ULTIMATE CUSTOMER

UTILITY	REVENUES \$				TOTAL ULTIMATE	RESALE	TOTAL SALES
	RESIDENTIAL	COMMERCIAL	INDUSTRIAL	OTHER			
Investor Owned							
ALPENA POWER	12,681,747	11,577,421	10,763,173	16,831	35,039,172	0	35,039,172
CONSUMERS ENERGY	2,078,770,889	1,432,819,553	573,306,565	32,887,329	4,117,784,336	119,650,653	4,237,434,989
DTE ELECTRIC	2,825,425,754	1,738,552,850	591,771,289	59,494,614	5,215,244,507	27,498,956	5,242,743,463
AMERICAN ELECTRIC POWER (I&M)	182,249,816	87,686,754	63,204,362	1,022,921	334,163,853	19,598,264	353,762,117
NORTHERN STATES POWER d/b/a XCEL ENERGY	7,349,425	4,964,368	1,691,937	253,921	14,259,651	0	14,259,651
UPPER PEN. PWR	58,169,954	23,958,061	19,671,600	1,695,606	103,495,221	935,722	104,430,943
UMERC	34,808,853	15,709,077	73,294,792	687,531	124,500,253	2,420,141	126,920,394
TOTAL IOU	5,199,456,438	3,315,268,084	1,333,703,718	96,058,753	9,944,486,993	170,103,736	10,114,590,729
Cooperatives							
ALGER DELTA	10,626,944	2,316,594	2,337,842	60,661	15,342,041	0	15,342,041
CHERRYLAND	39,619,636	8,762,646	2,029,163	693,582	51,105,027	0	51,105,027
CLOVERLAND (see Note 1)	37,698,618	16,452,073	23,255,706	611,241	78,017,638	62,881	78,080,519
GREAT LAKES	141,074,797	22,862,780	39,094,859	0	203,032,436	0	203,032,436
MIDWEST	47,538,614	22,601,939	8,098,470	0	78,239,023	0	78,239,023
ONTONAGON	5,332,208	918,264	0	34,349	6,284,821	0	6,284,821
PRESQUE ISLE	27,606,965	3,703,497	2,511,838	532,762	34,355,062	1,078,743	35,433,805
THUMB	17,252,145	5,110,761	0	0	22,362,906	0	22,362,906
TRI-COUNTY	33,753,442	11,416,468	3,238,623	563,059	48,971,592	0	48,971,592
TOTAL COOP	360,503,369	94,145,022	80,566,501	2,495,654	537,710,546	1,141,624	538,852,170
TOTAL MICHIGAN	5,559,959,807	3,409,413,106	1,414,270,219	98,554,407	10,482,197,539	171,245,360	10,653,442,899

Note 1: Includes Edison Sault Legacy Territory



2018 MICHIGAN ELECTRIC SALES DATA
ULTIMATE CUSTOMER

CUSTOMERS

UTILITY	RESIDENTIAL	COMMERCIAL	INDUSTRIAL	OTHER	TOTAL	ULTIMATE	RESALE	TOTAL CUSTOMERS
Investor Owned								
ALPENA POWER	13,711	3,919	4	149	17,783	0		17,783
CONSUMERS ENERGY	1,630,424	221,570	1,348	2,330	1,855,672	1		1,855,673
DTE ELECTRIC	2,019,920	204,782	741	1,058	2,226,501	0		2,226,501
AMERICAN ELECTRIC POWER (I&M)	110,853	17,908	844	347	129,952	5		129,957
NORTHERN STATES POWER d/b/a XCEL I	7,598	1,268	2	50	8,918	0		8,918
UPPER PEN. PWR	46,790	5,805	55	72	52,722	1		52,723
UMERC	32,848	3,920	35	93	36,896	0		36,896
TOTAL IOU	3,862,144	459,172	3,029	4,099	4,328,444	7		4,328,451
Cooperatives								
ALGER DELTA	9,661	520	1	26	10,208	0		10,208
CHERRYLAND	33,470	2,843	4	170	36,487	0		36,487
CLOVERLAND (see Note 1)	35,431	7,043	154	87	42,715	1		42,716
GREAT LAKES	115,907	10,759	290	0	126,956	0		126,956
MIDWEST	29,883	6,069	8	0	35,960	0		35,960
ONTONAGON	4,501	225	0	160	4,886	0		4,886
PRESQUE ISLE	31,425	1,621	40	363	33,449	0		33,449
THUMB	11,216	1,066	0	0	12,282	0		12,282
TRI-COUNTY	22,623	3,591	3	146	26,363	0		26,363
TOTAL COOP	294,117	33,737	500	952	329,306	1		329,307
TOTAL MICHIGAN	4,156,261	492,909	3,529	5,051	4,657,750	8		4,657,758

Note 1: Includes Edison Sault Legacy Territory

**STATISTICAL DATA OF TOTAL SALES
ELECTRIC UTILITIES IN MICHIGAN**

YEAR ENDED DECEMBER 31, 2019

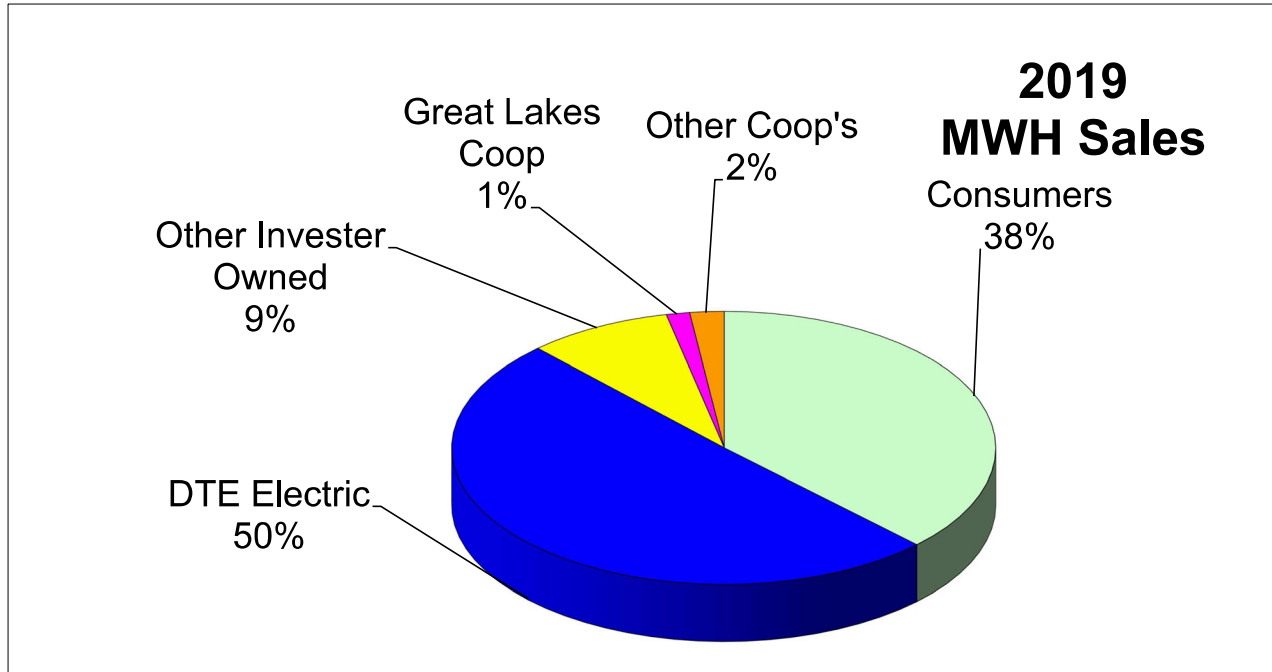
DATA FOR MICHIGAN BUSINESS ONLY

COMPANY	CUSTOMERS	REVENUE	MWH SALES
ALPENA POWER	17,748	34,218,797	333,475
CONSUMERS ENERGY	1,836,669	4,348,980,449	37,155,929
DTE ELECTRIC	2,208,925	4,996,262,517	45,118,244
AMERICAN ELECTRIC POWER (I&M)	129,339	360,008,560	3,337,408
NO. STATES PWR dba XCEL ENERGY	8,949	14,576,368	139,242
UPPER PENINSULA POWER	52,636	100,061,959	806,438
UMERC	36,818	114,750,775	1,612,756
TOTAL INVESTOR OWNED	4,291,084	9,968,859,425	88,503,492
ALGER DELTA	10,089	14,799,417	75,981
CHERRYLAND	36,075	51,746,466	397,436
CLOVERLAND	42,558	78,782,300	724,461
GREAT LAKES	126,250	200,808,961	1,539,062
MIDWEST ENERGY	35,960	78,239,023	618,081
ONTONAGON	4,868	6,219,106	24,437
PRESQUE ISLE	33,744	35,034,795	245,784
THUMB	12,247	21,968,958	172,849
TRI-COUNTY	26,131	47,517,632	348,706
TOTAL COOPERATIVES	327,922	535,116,658	4,146,795
TOTAL COOPs & IOUs	4,619,006	10,503,976,083	92,650,287

Source of Information

Investor Owned : FERC Form 1 , page 301 line 12

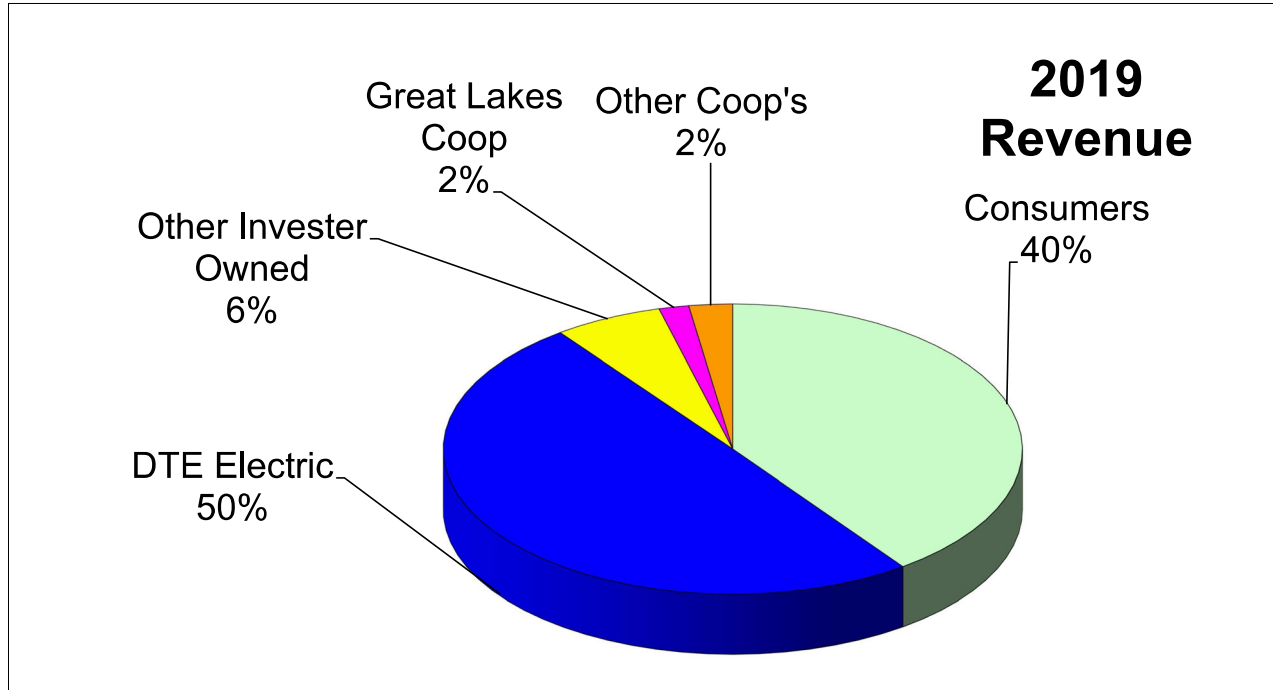
Cooperative : RUS Form 7 part R lines 10,11,12,19 & 9 or Part O



2018 MICHIGAN ELECTRIC SALES DATA
ULTIMATE CUSTOMER

UTILITY	SALES MWH				TOTAL ULTIMATE	RESALE	TOTAL SALES
	RESIDENTIAL	COMMERCIAL	INDUSTRIAL	OTHER			
Investor Owned							
ALPENA POWER	86,654	99,351	147,397	73	333,475	0	333,475
CONSUMERS ENERGY	12,484,700	11,638,312	8,423,662	161,274	32,707,948	4,447,981	37,155,929
DTE ELECTRIC	15,065,768	16,954,649	9,826,006	226,212	42,072,635	3,045,609	45,118,244
AMERICAN ELECTRIC POWER (I&M)	1,162,349	775,171	794,783	10,542	2,742,845	594,563	3,337,408
NORTHERN STATES POWER d/b/a XCEL ENERGY	57,767	48,609	31,626	1,240	139,242	0	139,242
UPPER PEN. PWR	247,459	145,319	372,200	2,138	767,116	39,322	806,438
UMERC	231,540	124,337	1,251,431	2,932	1,610,240	2,516	1,612,756
TOTAL IOU	29,336,237	29,785,748	20,847,105	404,411	80,373,501	8,129,991	88,503,492
Cooperatives							
ALGER DELTA	49,253	13,580	12,859	289	75,981	0	75,981
CHERRYLAND	274,421	86,931	29,617	6,466	397,436	0	397,436
CLOVERLAND (see Note 1)	283,963	154,083	275,564	6,293	719,903	4,558	724,461
GREAT LAKES	868,286	177,631	493,144	0	1,539,062	0	1,539,062
MIDWEST	341,062	174,811	102,208	0	618,081	0	618,081
ONTONAGON	19,386	4,884	0	167	24,437	0	24,437
PRESQUE ISLE	172,532	51,623	17,010	4,619	245,784	0	245,784
THUMB	127,311	45,538	0	0	172,849	0	172,849
TRI-COUNTY	220,918	78,351	44,345	5,092	348,706	0	348,706
TOTAL COOP	2,357,133	787,432	974,746	22,927	4,142,237	4,558	4,146,795
TOTAL MICHIGAN	31,693,370	30,573,180	21,821,851	427,338	84,515,738	8,134,549	92,650,287

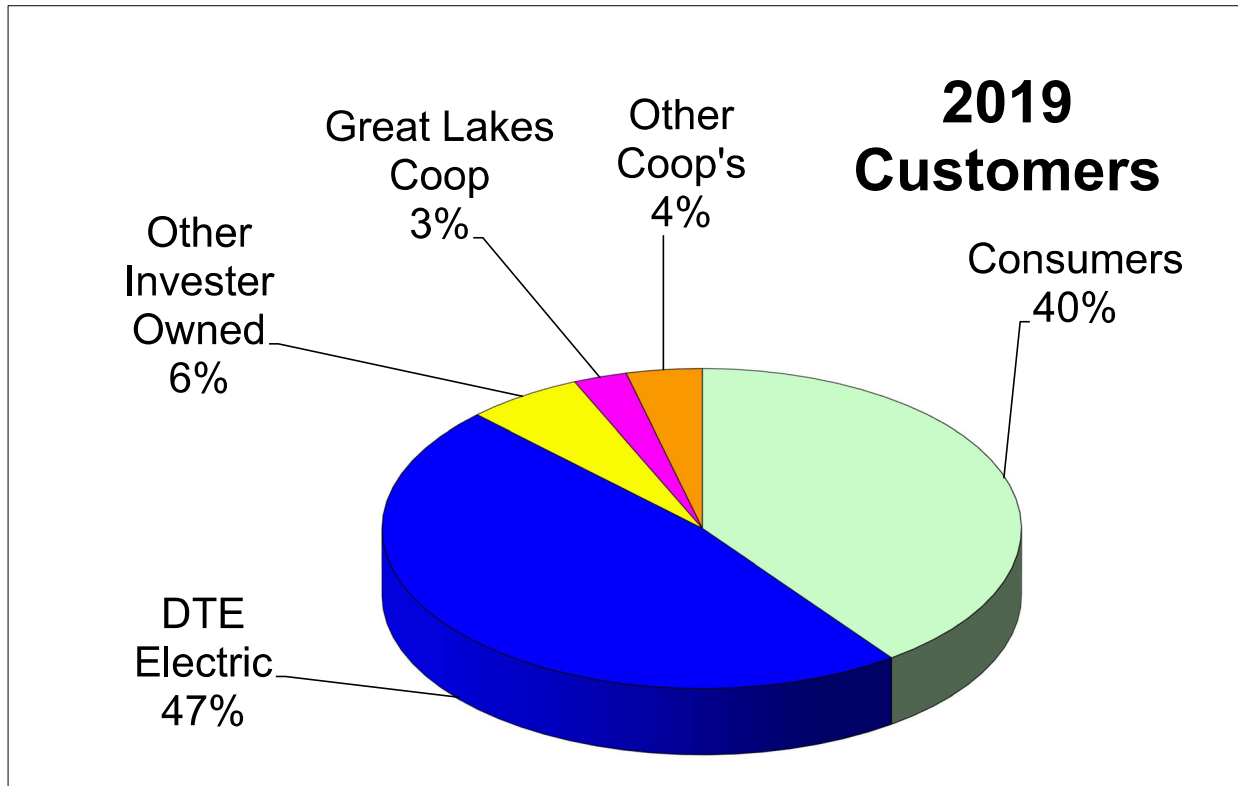
Note 1: Includes Edison Sault Legacy Territory



2018 MICHIGAN ELECTRIC SALES DATA
ULTIMATE CUSTOMER

UTILITY	REVENUES \$				TOTAL ULTIMATE	RESALE	TOTAL SALES
	RESIDENTIAL	COMMERCIAL	INDUSTRIAL	OTHER			
Investor Owned							
ALPENA POWER	12,574,239	12,423,446	9,197,203	23,909	34,218,797	0	34,218,797
CONSUMERS ENERGY	1,978,868,157	1,521,854,799	683,146,286	35,345,165	4,219,214,407	129,766,042	4,348,980,449
DTE ELECTRIC	2,426,890,337	1,795,342,559	658,840,187	54,897,933	4,935,971,016	60,291,501	4,996,262,517
AMERICAN ELECTRIC POWER (I&M)	157,178,666	88,473,539	65,530,299	1,163,647	312,346,151	47,662,409	360,008,560
NORTHERN STATES POWER d/b/a XCEL ENERGY	7,100,372	5,231,752	1,995,322	248,922	14,576,368	0	14,576,368
UPPER PEN. PWR	54,396,098	22,954,397	19,917,152	1,649,807	98,917,454	1,144,505	100,061,959
UMERC	32,652,497	16,064,732	63,696,005	677,902	113,091,136	1,659,639	114,750,775
TOTAL IOU	4,669,660,366	3,462,345,224	1,502,322,454	94,007,285	9,728,335,329	240,524,096	9,968,859,425
Cooperatives							
ALGER DELTA	10,157,360	2,138,938	2,442,053	61,066	14,799,417	0	14,799,417
CHERRYLAND	39,081,969	9,619,053	2,316,224	729,220	51,746,466	0	51,746,466
CLOVERLAND (see Note 1)	36,387,287	17,169,536	24,551,469	612,315	78,720,607	61,693	78,782,300
GREAT LAKES	136,529,400	24,121,799	40,157,762	0	200,808,961	0	200,808,961
MIDWEST	47,538,614	22,601,939	8,098,470	0	78,239,023	0	78,239,023
ONTONAGON	5,201,663	981,090	0	36,353	6,219,106	0	6,219,106
PRESQUE ISLE	26,369,643	5,553,224	1,469,070	564,115	33,956,052	1,078,743	35,034,795
THUMB	17,157,418	4,811,540	0	0	21,968,958	0	21,968,958
TRI-COUNTY	32,840,786	10,563,713	3,448,265	664,868	47,517,632	0	47,517,632
TOTAL COOP	351,264,140	97,560,832	82,483,313	2,667,937	533,976,222	1,140,436	535,116,658
TOTAL MICHIGAN	5,020,924,506	3,559,906,056	1,584,805,767	96,675,222	10,262,311,551	241,664,532	10,503,976,083

Note 1: Includes Edison Sault Legacy Territory



2018 MICHIGAN ELECTRIC SALES DATA
ULTIMATE CUSTOMER

CUSTOMERS

UTILITY	RESIDENTIAL	COMMERCIAL	INDUSTRIAL	OTHER	TOTAL ULTIMATE	RESALE	TOTAL CUSTOMERS
Investor Owned							
ALPENA POWER	13,698	3,880	4	166	17,748	0	17,748
CONSUMERS ENERGY	1,611,320	221,892	1,329	2,127	1,836,668	1	1,836,669
DTE ELECTRIC	2,003,510	203,620	735	1,060	2,208,925	0	2,208,925
AMERICAN ELECTRIC POWER (I&M)	110,318	17,797	873	346	129,334	5	129,339
NORTHERN STATES POWER d/b/a XCEL E	7,582	1,315	2	50	8,949	0	8,949
UPPER PEN. PWR	46,725	5,781	56	73	52,635	1	52,636
UMERC	32,790	3,905	33	90	36,818	0	36,818
TOTAL IOU	3,825,943	458,190	3,032	3,912	4,291,077	7	4,291,084
Cooperatives							
ALGER DELTA	9,540	522	1	26	10,089	0	10,089
CHERRYLAND	33,121	2,779	4	171	36,075	0	36,075
CLOVERLAND (see Note 1)	35,125	7,186	160	86	42,557	1	42,558
GREAT LAKES	115,137	10,821	292	0	126,250	0	126,250
MIDWEST	29,883	6,069	8	0	35,960	0	35,960
ONTONAGON	4,481	226	0	161	4,868	0	4,868
PRESQUE ISLE	31,252	2,120	4	368	33,744	0	33,744
THUMB	11,202	1,045	0	0	12,247	0	12,247
TRI-COUNTY	22,480	3,498	3	150	26,131	0	26,131
TOTAL COOP	292,221	34,266	472	962	327,921	1	327,922
TOTAL MICHIGAN	4,118,164	492,456	3,504	4,874	4,618,998	8	4,619,006

Note 1: Includes Edison Sault Legacy Territory

**STATISTICAL DATA OF TOTAL SALES
ELECTRIC UTILITIES IN MICHIGAN**

YEAR ENDED DECEMBER 31, 2018

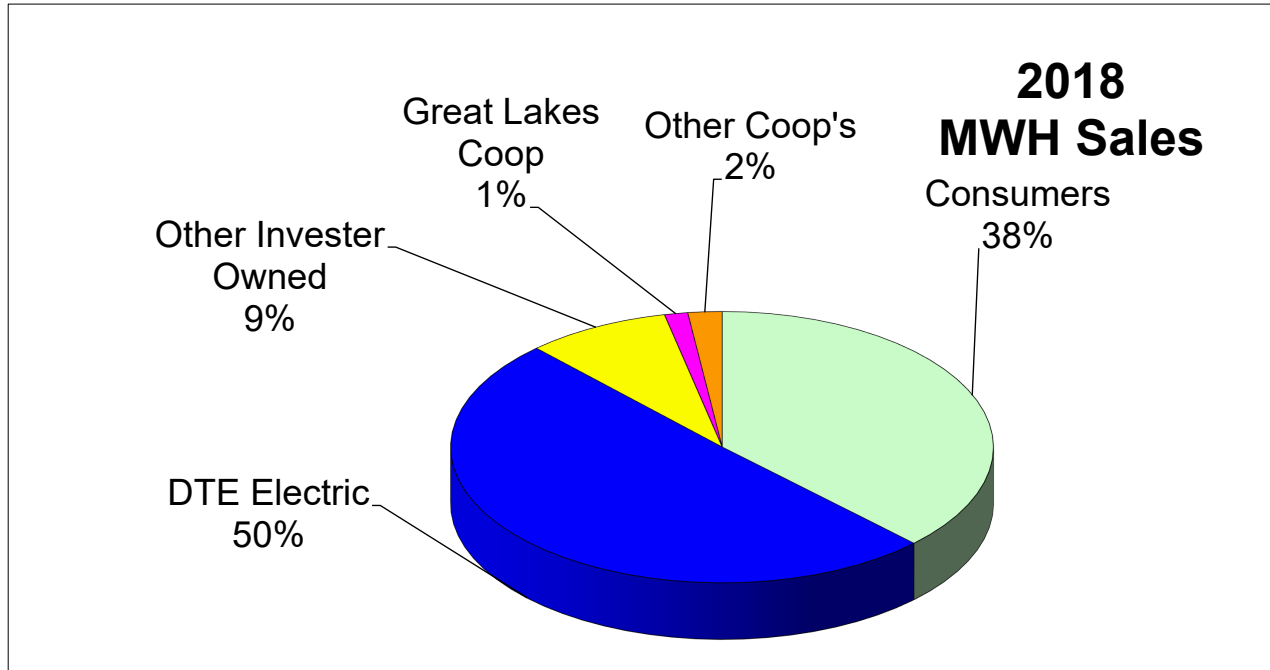
DATA FOR MICHIGAN BUSINESS ONLY

COMPANY	CUSTOMERS	REVENUE	MWH SALES
ALPENA POWER	17,690	35,676,125	349,917
CONSUMERS ENERGY	1,826,167	3,852,168,905	37,717,794
DTE ELECTRIC	2,196,473	5,092,535,291	46,593,146
AMERICAN ELECTRIC POWER (I&M)	129,423	367,548,445	3,472,376
NO. STATES PWR dba XCEL ENERGY	8,950	14,501,381	140,527
UPPER PENINSULA POWER	53,192	94,811,573	753,347
WISCONSIN ELECTRIC	5	127,905,137	2,046,061
UMERC	36,764	68,748,741	623,137
TOTAL INVESTOR OWNED	4,268,664	9,653,895,598	91,696,305
ALGER DELTA	10,047	52,999,271	77,300
CHERRYLAND	35,426	80,800,986	407,445
CLOVERLAND	42,536	192,699,956	733,488
GREAT LAKES	125,447	78,239,023	1,495,489
MIDWEST ENERGY	35,960	6,264,325	618,081
ONTONAGON	4,856	35,145,650	24,541
PRESQUE ISLE	33,562	22,060,351	247,826
THUMB	12,234	47,500,834	175,052
TRI-COUNTY	25,992	47,500,834	355,473
TOTAL COOPERATIVES	326,060	563,211,230	4,134,693
TOTAL COOPs & IOUs	4,594,724	10,217,106,828	95,830,998

Source of Information

Investor Owned : FERC Form 1 , page 301 line 12

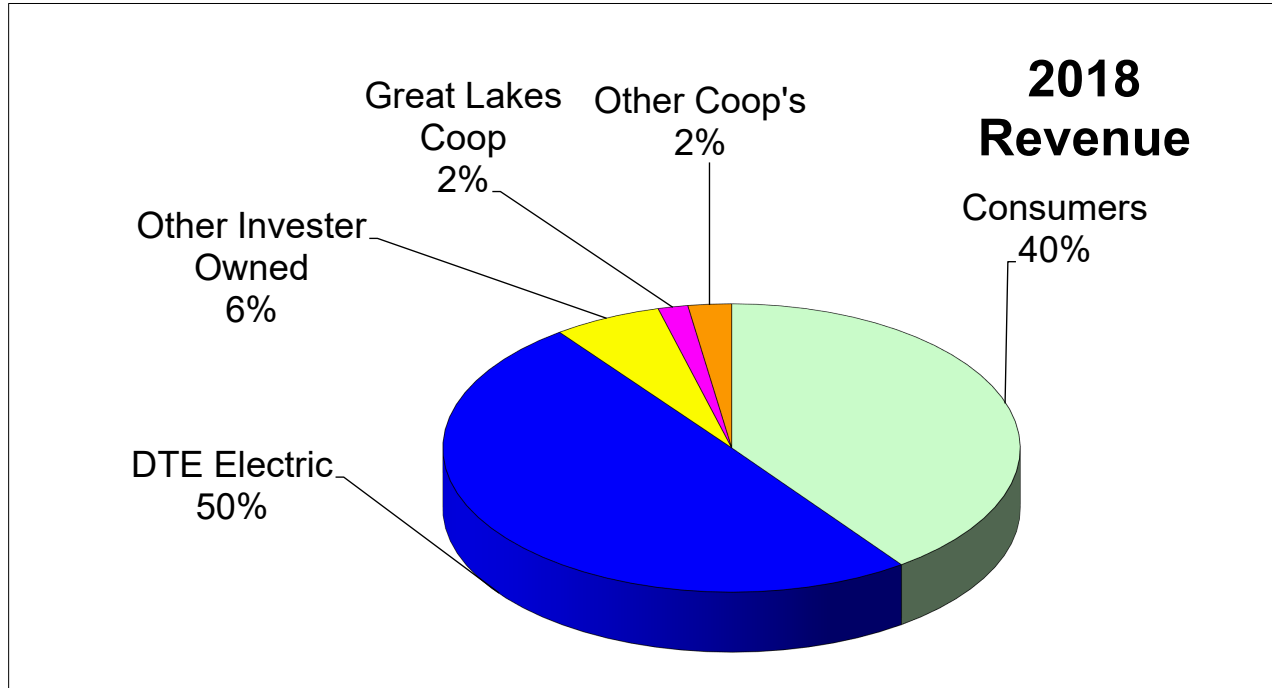
Cooperative : RUS Form 7 part R lines 10,11,12,19 & 9 or Part O



2018 MICHIGAN ELECTRIC SALES DATA
ULTIMATE CUSTOMER

UTILITY	SALES MWH				TOTAL ULTIMATE	RESALE	TOTAL SALES
	RESIDENTIAL	COMMERCIAL	INDUSTRIAL	OTHER			
Investor Owned							
ALPENA POWER	89,047	102,837	157,952	81	349,917	0	349,917
CONSUMERS ENERGY	13,051,498	12,033,940	8,832,507	170,807	34,088,752	3,629,042	37,717,794
DTE ELECTRIC	15,938,964	17,324,339	10,302,239	223,802	43,789,344	2,803,802	46,593,146
AMERICAN ELECTRIC POWER (I&M)	1,220,950	814,097	813,899	10,564	2,859,510	612,866	3,472,376
NORTHERN STATES POWER d/b/a XCEL ENERGY	58,262	50,772	30,246	1,247	140,527	0	140,527
UPPER PEN. PWR	251,968	149,946	321,862	4,505	728,281	25,066	753,347
WISC ELEC POWER CO	0	0	1,254,338	0	1,254,338	791,723	2,046,061
UMERC	234,233	127,014	258,875	3,015	623,137	0	623,137
TOTAL IOU	30,844,922	30,602,945	21,971,918	414,021	83,833,806	7,862,499	91,696,305
Cooperatives							
ALGER DELTA	49,287	13,471	14,219	323	77,300	0	77,300
CHERRYLAND	281,509	88,642	30,583	6,710	407,445	0	407,445
CLOVERLAND (see Note 1)	278,697	160,304	283,542	6,056	728,599	4,889	733,488
GREAT LAKES	881,790	179,104	434,594	0	1,495,489	0	1,495,489
MIDWEST	341,062	174,811	102,208	0	618,081	0	618,081
ONTONAGON	19,373	5,003	0	165	24,541	0	24,541
PRESQUE ISLE	173,549	52,068	17,295	4,914	247,826	0	247,826
THUMB	131,313	43,739	0	0	175,052	0	175,052
TRI-COUNTY	225,779	77,706	46,684	5,304	355,473	0	355,473
TOTAL COOP	2,382,359	794,849	929,124	23,473	4,129,804	4,889	4,134,693
TOTAL MICHIGAN	33,227,281	31,397,794	22,901,042	437,494	87,963,610	7,867,388	95,830,998

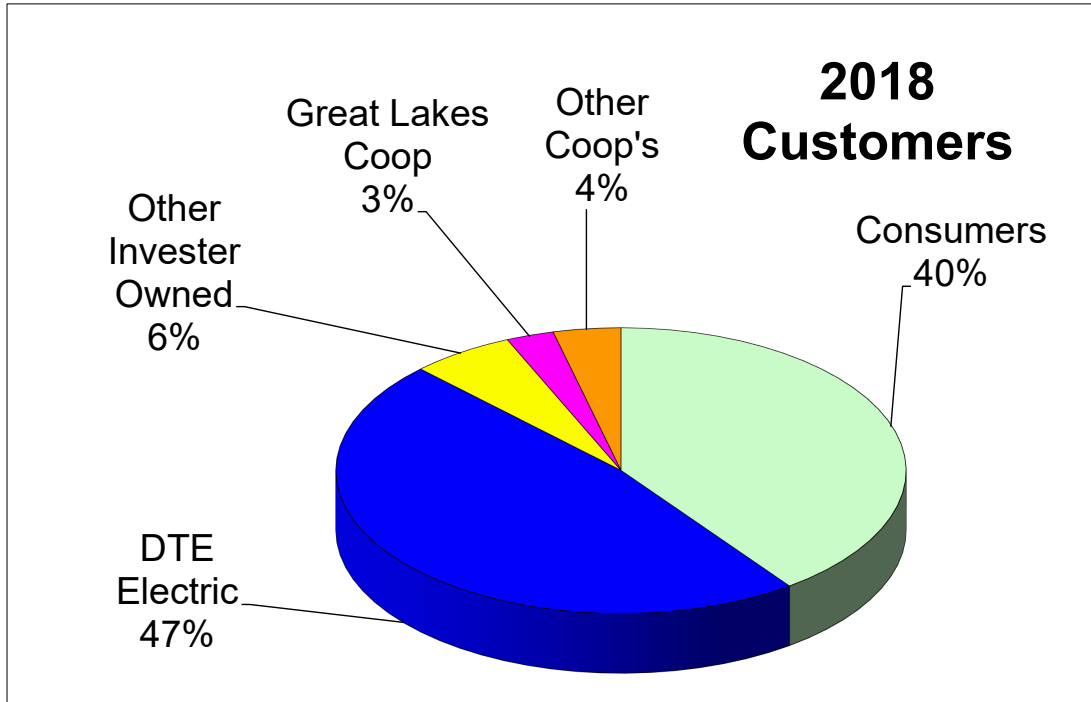
Note 1: Includes Edison Sault Legacy Territory



2018 MICHIGAN ELECTRIC SALES DATA
ULTIMATE CUSTOMER

UTILITY	REVENUES \$				TOTAL ULTIMATE	RESALE	TOTAL SALES
	RESIDENTIAL	COMMERCIAL	INDUSTRIAL	OTHER			
Investor Owned							
ALPENA POWER	12,686,934	12,657,495	10,312,580	19,116	35,676,125	0	35,676,125
CONSUMERS ENERGY	2,070,135,904	1,538,971,315	70,336,038	32,585,266	3,712,028,523	140,140,382	3,852,168,905
DTE ELECTRIC	2,491,361,291	1,798,310,545	685,985,665	53,376,333	5,029,033,834	63,501,457	5,092,535,291
AMERICAN ELECTRIC POWER (I&M)	153,777,745	89,633,487	72,892,103	1,214,349	317,517,684	50,030,761	367,548,445
NORTHERN STATES POWER d/b/a XCEL ENERGY	6,959,827	5,388,884	1,906,817	245,853	14,501,381	0	14,501,381
UPPER PEN. PWR	54,758,676	19,806,470	17,739,931	1,611,296	93,916,373	895,200	94,811,573
WISC ELEC POWER CO	0	0	77,859,631	0	77,859,631	50,045,506	127,905,137
UMERC	33,998,307	17,166,641	16,888,019	695,774	68,748,741	0	68,748,741
TOTAL IOU	4,823,678,684	3,481,934,837	953,920,784	89,747,987	9,349,282,292	304,613,306	9,653,895,598
Cooperatives							
ALGER DELTA	10,156,884	2,135,872	2,486,800	64,498	14,844,054	0	14,844,054
CHERRYLAND	39,974,635	9,773,887	2,489,109	761,640	52,999,271	0	52,999,271
CLOVERLAND (see Note 1)	35,969,666	18,270,935	25,921,124	577,087	80,738,812	62,174	80,800,986
GREAT LAKES	133,292,859	23,572,414	35,834,683	0	192,699,956	0	192,699,956
MIDWEST	47,538,614	22,601,939	8,098,470	0	78,239,023	0	78,239,023
ONTONAGON	5,238,701	989,991	0	35,633	6,264,325	0	6,264,325
PRESQUE ISLE	27,553,627	6,017,040	1,630,508	632,737	35,833,912	-688,262	35,145,650
THUMB	17,494,085	4,566,266	0	0	22,060,351	0	22,060,351
TRI-COUNTY	32,920,127	10,522,797	3,367,123	690,787	47,500,834	0	47,500,834
TOTAL COOP	350,139,198	98,451,141	79,827,817	2,762,382	531,180,538	-626,088	530,554,450
TOTAL MICHIGAN	5,173,817,882	3,580,385,978	1,033,748,601	92,510,369	9,880,462,830	303,987,218	10,184,450,048

Note 1: Includes Edison Sault Legacy Territory



2018 MICHIGAN ELECTRIC SALES DATA
ULTIMATE CUSTOMER

CUSTOMERS

UTILITY	RESIDENTIAL	COMMERCIAL	INDUSTRIAL	OTHER	TOTAL	ULTIMATE	RESALE	TOTAL CUSTOMERS
Investor Owned								
ALPENA POWER	13,686	3,832	4	168	17,690	0		17,690
CONSUMERS ENERGY	1,603,125	219,869	1,312	1,860	1,826,166	1		1,826,167
DTE ELECTRIC	1,991,840	202,809	756	1,068	2,196,473	0		2,196,473
AMERICAN ELECTRIC POWER (I&M)	110,179	17,969	921	349	129,418	5		129,423
NORTHERN STATES POWER d/b/a XCEL I	7,601	1,298	2	49	8,950	0		8,950
UPPER PEN. PWR	47,244	5,812	60	75	53,191	1		53,192
WISC ELEC POWER CO	0	0	1	0	1	4		5
UMERC	32,763	3,886	31	84	36,764	0		36,764
TOTAL IOU	3,806,438	455,475	3,087	3,653	4,268,653	11		4,268,664
Cooperatives								
ALGER DELTA	9,507	509	1	30	10,047	0		10,047
CHERRYLAND	32,536	2,714	4	172	35,426	0		35,426
CLOVERLAND (see Note 1)	34,383	7,903	159	90	42,535	1		42,536
GREAT LAKES	114,475	10,666	306	0	125,447	0		125,447
MIDWEST	29,883	6,069	8	0	35,960	0		35,960
ONTONAGON	4,476	220	0	160	4,856	0		4,856
PRESQUE ISLE	31,133	2,055	4	370	33,562	0		33,562
THUMB	11,199	1,035	0	0	12,234	0		12,234
TRI-COUNTY	22,390	3,448	3	151	25,992	0		25,992
TOTAL COOP	289,982	34,619	485	973	326,059	1		326,060
TOTAL MICHIGAN	4,096,420	490,094	3,572	4,626	4,594,712	12		4,594,724

Note 1: Includes Edison Sault Legacy Territory

**STATISTICAL DATA OF TOTAL SALES
ELECTRIC UTILITIES IN MICHIGAN**

YEAR ENDED DECEMBER 31, 2017

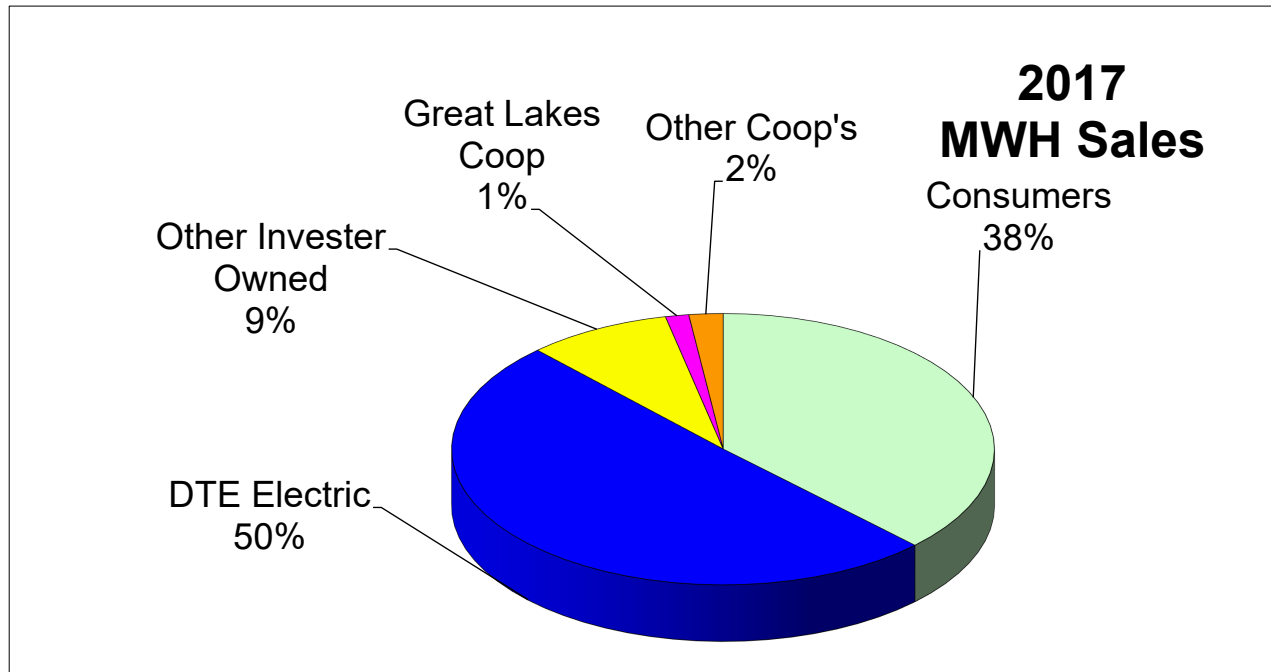
DATA FOR MICHIGAN BUSINESS ONLY

COMPANY	CUSTOMERS	REVENUE	MWH SALES
ALPENA POWER	17,691	33,845,093	358,832
CONSUMERS ENERGY	1,816,439	4,329,464,264	36,119,073
DTE ELECTRIC	2,181,941	4,846,285,069	44,946,216
AMERICAN ELECTRIC POWER (I&M)	128,637	327,478,651	3,379,228
NO. STATES PWR dba XCEL ENERGY	8,962	15,310,463	137,225
UPPER PENINSULA POWER	52,166	110,241,326	745,193
WISCONSIN ELECTRIC	5	127,335,026	1,980,154
UMERC	36,727	68,425,581	601,553
TOTAL INVESTOR OWNED	4,242,568	9,858,385,473	88,267,474
ALGER DELTA	9,982	49,663,868	83,141
CHERRYLAND	35,145	75,417,042	385,994
CLOVERLAND	42,591	181,534,263	721,411
GREAT LAKES	124,622	78,239,023	1,416,604
MIDWEST ENERGY	35,960	6,020,376	618,081
ONTONAGON	4,873	34,528,703	24,086
PRESQUE ISLE	33,390	20,634,196	236,536
THUMB	12,212	45,043,880	164,684
TRI-COUNTY	25,879	45,043,880	339,455
TOTAL COOPERATIVES	324,654	536,125,231	3,989,991
TOTAL COOPs & IOUs	4,567,222	10,394,510,704	92,257,465

Source of Information

Investor Owned : FERC Form 1 , page 301 line 12

Cooperative : RUS Form 7 part R lines 10,11,12,19 & 9 or Part O

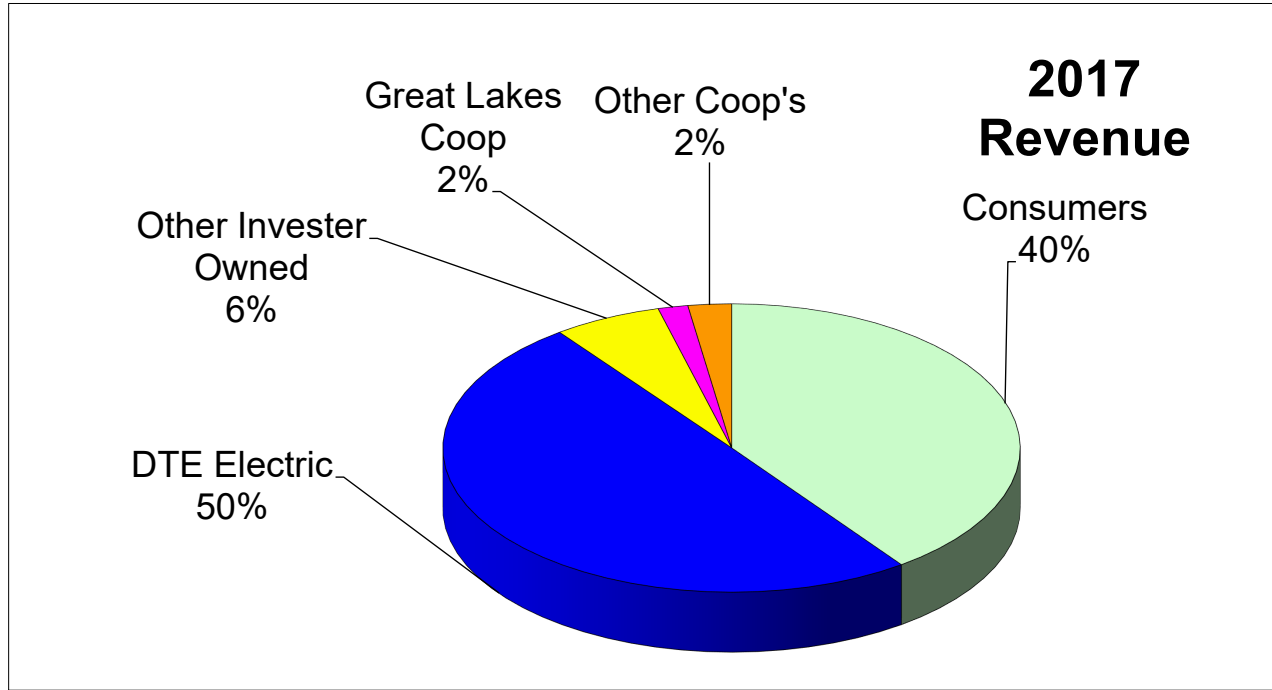


2017 MICHIGAN ELECTRIC SALES DATA
ULTIMATE CUSTOMER

SALES MWH

UTILITY	RESIDENTIAL	COMMERCIAL	INDUSTRIAL	OTHER	TOTAL ULTIMATE	RESALE	TOTAL SALES
Investor Owned							
ALPENA POWER	85,293	104,466	168,985	88	358,832	0	358,832
CONSUMERS ENERGY	12,341,231	11,763,298	8,965,604	178,358	33,248,491	2,870,582	36,119,073
DTE ELECTRIC	14,884,781	17,282,782	9,897,268	258,049	42,322,880	2,623,336	44,946,216
AMERICAN ELECTRIC POWER (I&M)	1,145,585	810,742	813,521	10,649	2,780,497	598,731	3,379,228
NORTHERN STATES POWER d/b/a XCEL ENERGY	55,600	51,658	28,760	1,207	137,225	0	137,225
UPPER PEN. PWR	241,786	144,084	341,353	4,704	731,927	13,266	745,193
WISC ELEC POWER CO	0	0	1,246,490	0	1,246,490	733,664	1,980,154
UMERC	226,364	122,615	249,606	2,968	601,553	0	601,553
TOTAL IOU	28,980,640	30,279,645	21,711,587	456,023	81,427,895	6,839,579	88,267,474
Cooperatives							
ALGER DELTA	47,807	13,257	21,736	341	83,141	0	83,141
CHERRYLAND	264,476	85,142	30,038	6,338	385,994	0	385,994
CLOVERLAND (see Note 1)	262,777	162,224	285,452	6,091	716,544	4,867	721,411
GREAT LAKES	827,119	163,799	425,686	0	1,416,604	0	1,416,604
MIDWEST	341,062	174,811	102,208	0	618,081	0	618,081
ONTONAGON	19,018	4,903	0	165	24,086	0	24,086
PRESQUE ISLE	164,245	50,635	16,875	4,782	236,536	0	236,536
THUMB	125,812	38,872	0	0	164,684	0	164,684
TRI-COUNTY	214,700	75,643	43,917	5,195	339,455	0	339,455
TOTAL COOP	2,267,015	769,286	925,910	22,913	3,985,124	4,867	3,989,991
TOTAL MICHIGAN	31,247,655	31,048,931	22,637,497	478,936	85,413,019	6,844,446	92,257,465

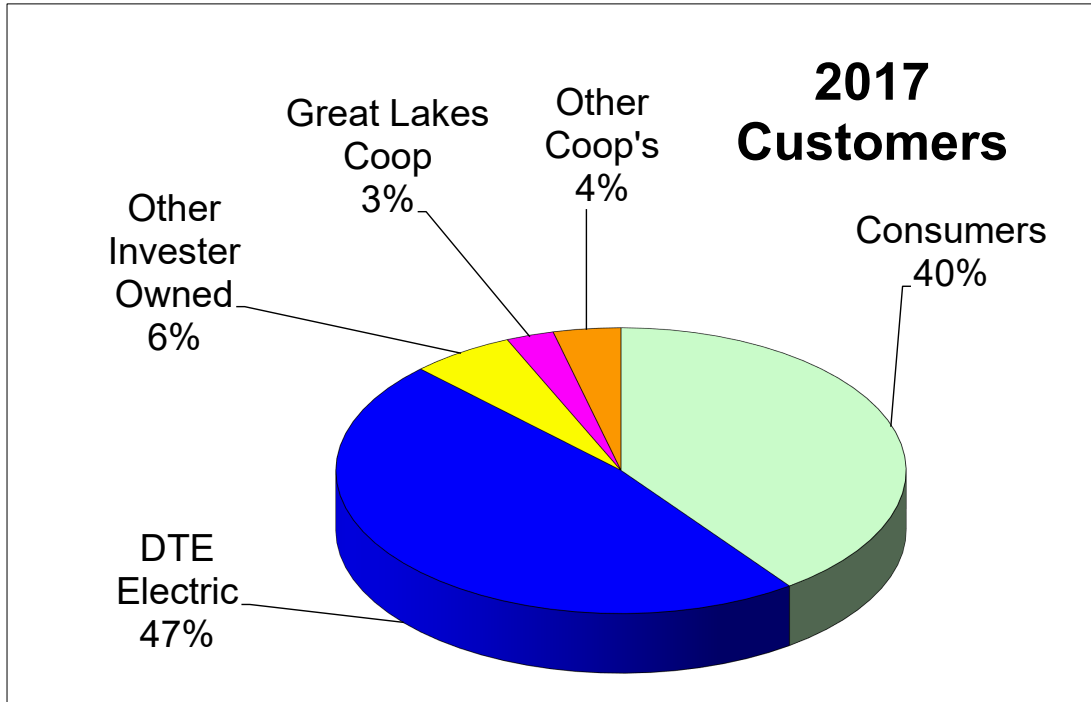
Note 1: Includes Edison Sault Legacy Territory



2017 MICHIGAN ELECTRIC SALES DATA
ULTIMATE CUSTOMER

UTILITY	REVENUES \$				TOTAL ULTIMATE	RESALE	TOTAL SALES
	RESIDENTIAL	COMMERCIAL	INDUSTRIAL	OTHER			
Investor Owned							
ALPENA POWER	11,536,706	12,053,794	10,233,826	20,767	33,845,093	0	33,845,093
CONSUMERS ENERGY	1,957,153,622	1,485,412,608	735,290,557	32,585,266	4,210,442,053	119,022,211	4,329,464,264
DTE ELECTRIC	2,309,609,277	1,757,934,442	666,981,603	57,660,522	4,792,185,844	54,099,225	4,846,285,069
AMERICAN ELECTRIC POWER (I&M)	129,581,703	82,697,677	69,812,708	1,316,387	283,408,475	44,070,176	327,478,651
NORTHERN STATES POWER d/b/a XCEL ENERGY	7,013,136	5,914,976	2,127,906	254,445	15,310,463	0	15,310,463
UPPER PEN. PWR	59,011,988	25,613,393	23,078,113	1,866,761	109,570,255	671,071	110,241,326
WISC ELEC POWER CO	0	0	72,450,052	0	72,450,052	54,884,974	127,335,026
UMERC	33,568,900	17,109,726	17,077,057	669,898	68,425,581	0	68,425,581
TOTAL IOU	4,507,475,332	3,386,736,616	1,597,051,822	94,374,046	9,585,637,816	272,747,657	9,858,385,473
Cooperatives							
ALGER DELTA	9,842,045	2,060,155	2,868,699	65,459	14,836,358	0	14,836,358
CHERRYLAND	36,890,939	9,526,682	2,523,152	723,095	49,663,868	0	49,663,868
CLOVERLAND (see Note 1)	32,531,506	17,388,038	24,857,021	585,333	75,361,898	55,144	75,417,042
GREAT LAKES	125,226,082	21,341,289	34,966,892	0	181,534,263	0	181,534,263
MIDWEST	47,538,614	22,601,939	8,098,470	0	78,239,023	0	78,239,023
ONTONAGON	5,031,559	953,584	0	35,233	6,020,376	0	6,020,376
PRESQUE ISLE	26,622,868	5,912,683	1,629,813	621,793	34,787,157	-258,454	34,528,703
THUMB	16,521,216	4,112,980	0	0	20,634,196	0	20,634,196
TRI-COUNTY	30,931,844	10,101,236	3,356,073	654,727	45,043,880	0	45,043,880
TOTAL COOP	331,136,673	93,998,586	78,300,120	2,685,640	506,121,019	-203,310	505,917,709
TOTAL MICHIGAN	4,838,612,005	3,480,735,202	1,675,351,942	97,059,686	10,091,758,835	272,544,347	10,364,303,182

Note 1: Includes Edison Sault Legacy Territory



2017 MICHIGAN ELECTRIC SALES DATA
ULTIMATE CUSTOMER

CUSTOMERS

UTILITY	RESIDENTIAL	COMMERCIAL	INDUSTRIAL	OTHER	TOTAL ULTIMATE	RESALE	TOTAL CUSTOMERS
Investor Owned							
ALPENA POWER	13,708	3,801	4	178	17,691	0	17,691
CONSUMERS ENERGY	1,594,270	218,984	1,450	1,734	1,816,438	1	1,816,439
DTE ELECTRIC	1,978,247	201,793	765	1,136	2,181,941	0	2,181,941
AMERICAN ELECTRIC POWER (I&M)	109,725	17,629	934	344	128,632	5	128,637
NORTHERN STATES POWER d/b/a XCEL I	7,628	1,283	2	49	8,962	0	8,962
UPPER PEN. PWR	46,389	5,648	56	72	52,165	1	52,166
WISC ELEC POWER CO	0	0	1	0	1	4	5
UMERC	32,707	3,885	31	104	36,727	0	36,727
TOTAL IOU	3,782,674	453,023	3,243	3,617	4,242,557	11	4,242,568
Cooperatives							
ALGER DELTA	9,439	511	1	31	9,982	0	9,982
CHERRYLAND	32,300	2,669	4	172	35,145	0	35,145
CLOVERLAND (see Note 1)	34,186	8,167	151	86	42,590	1	42,591
GREAT LAKES	113,765	10,522	335	0	124,622	0	124,622
MIDWEST	29,883	6,069	8	0	35,960	0	35,960
ONTONAGON	4,497	217	0	159	4,873	0	4,873
PRESQUE ISLE	31,011	2,002	4	373	33,390	0	33,390
THUMB	11,185	1,027	0	0	12,212	0	12,212
TRI-COUNTY	22,338	3,386	3	152	25,879	0	25,879
TOTAL COOP	288,604	34,570	506	973	324,653	1	324,654
TOTAL MICHIGAN	4,071,278	487,593	3,749	4,590	4,567,210	12	4,567,222

Note 1: Includes Edison Sault Legacy Territory

**STATISTICAL DATA OF TOTAL SALES
ELECTRIC UTILITIES IN MICHIGAN**

YEAR ENDED DECEMBER 31, 2016

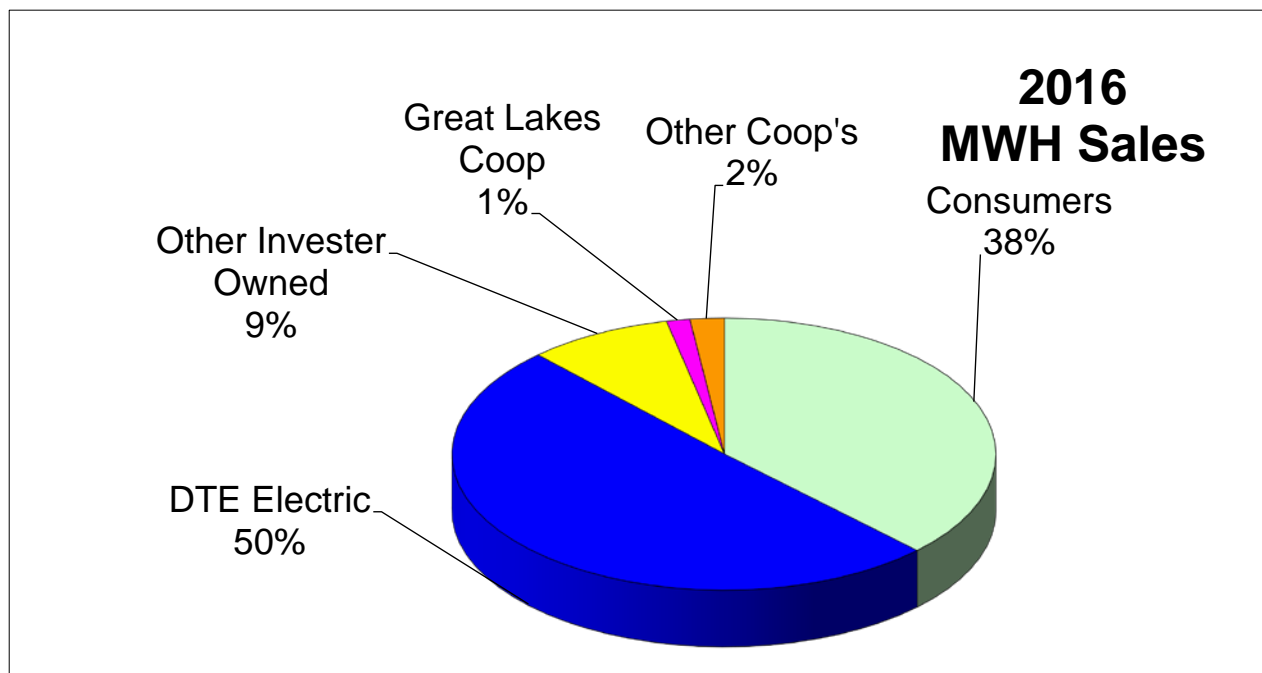
DATA FOR MICHIGAN BUSINESS ONLY

COMPANY	CUSTOMERS	REVENUE	MWH SALES
ALPENA POWER	17,695	33,358,048	350,941
CONSUMERS ENERGY	1,804,631	4,252,641,635	36,746,531
DTE ELECTRIC	2,169,416	4,990,170,179	45,998,164
AMERICAN ELECTRIC POWER (I&M)	127,892	329,853,836	3,478,640
NO. STATES PWR dba XCEL ENERGY	8,965	14,695,966	136,898
UPPER PENINSULA POWER	52,707	116,028,842	813,739
WISCONSIN ELECTRIC	27,661	177,619,563	2,532,334
WISCONSIN PUBLIC SERVICE	9,067	41,682,329	677,955
TOTAL INVESTOR OWNED	4,218,034	9,956,050,398	90,735,202
ALGER DELTA	10,003	49,225,163	76,713
CHERRYLAND	34,701	76,233,062	387,572
CLOVERLAND	42,647	181,406,247	704,941
GREAT LAKES	123,874	79,314,208	1,420,184
MIDWEST ENERGY	35,762	5,950,056	631,452
ONTONAGON	4,858	34,903,497	24,293
PRESQUE ISLE	33,217	19,120,339	238,718
THUMB	12,202	44,463,641	168,676
TRI-COUNTY	25,767 -		341,765
TOTAL COOPERATIVES	323,031	490,616,213	3,994,314
TOTAL COOPs & IOUs	4,541,065	10,446,666,611	94,729,516

Source of Information

Investor Owned : FERC Form 1 , page 301 line 12

Cooperative : RUS Form 7 part R lines 10,11,12,19 & 9 or Part O

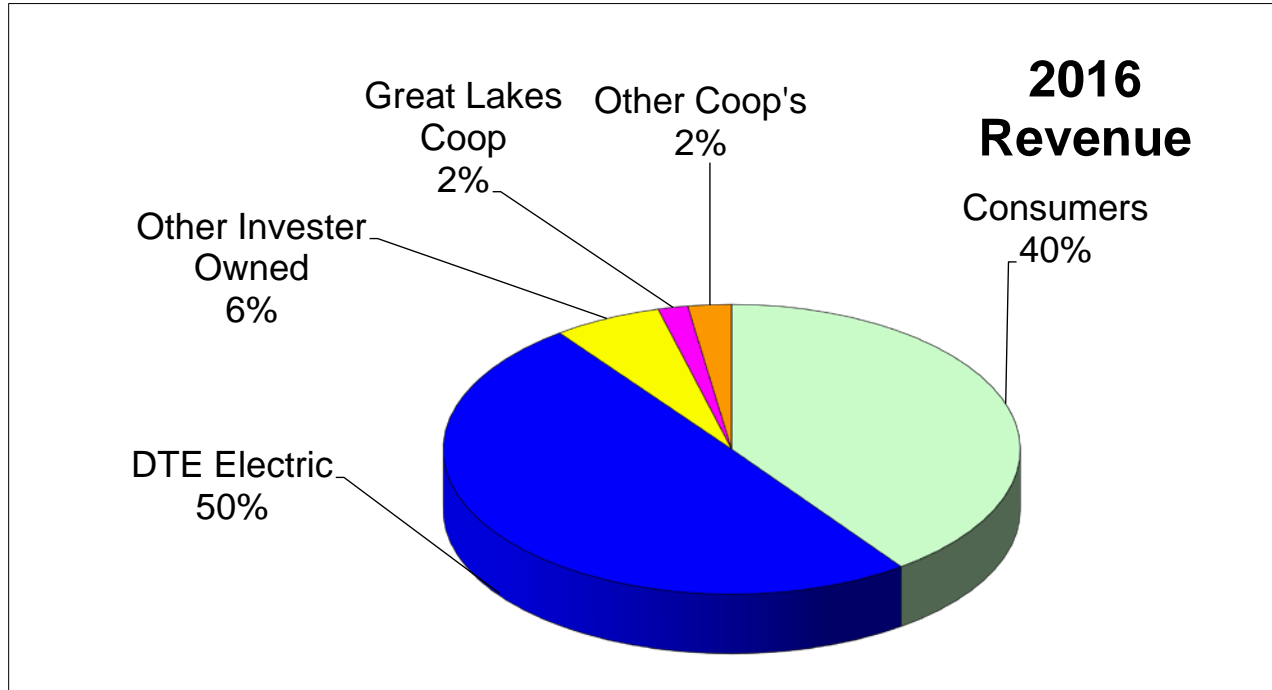


2016 MICHIGAN ELECTRIC SALES DATA
ULTIMATE CUSTOMER

SALES MWH

UTILITY	RESIDENTIAL	COMMERCIAL	INDUSTRIAL	OTHER	TOTAL ULTIMATE	RESALE	TOTAL SALES
Investor Owned							
ALPENA POWER	87,893	106,964	155,997	87	350,941	0	350,941
CONSUMERS ENERGY	12,789,439	11,843,439	8,838,915	187,932	33,659,725	3,086,806	36,746,531
DTE ELECTRIC	15,874,913	17,515,469	10,009,791	264,415	43,664,588	2,333,576	45,998,164
AMERICAN ELECTRIC POWER (I&M)	1,185,775	827,997	831,287	10,773	2,855,832	622,808	3,478,640
NORTHERN STATES POWER d/b/a XCEL ENERGY	54,224	52,305	28,870	1,499	136,898	0	136,898
UPPER PEN. PWR	249,180	142,906	335,910	4,682	732,678	81,061	813,739
WISC ELEC POWER CO	161,142	108,555	1,876,860	2,200	2,148,757	383,577	2,532,334
WISC PUB SERV CO	67,105	26,950	167,359	758	262,172	415,783	677,955
TOTAL IOU	30,469,671	30,624,585	22,244,989	472,346	83,811,591	6,923,611	90,735,202
Cooperatives							
ALGER DELTA	47,547	13,188	15,639	339	76,713	0	76,713
CHERRYLAND	265,627	85,796	29,545	6,603	387,572	0	387,572
CLOVERLAND (see Note 1)	261,974	177,859	253,549	6,737	700,120	4,821	704,941
GREAT LAKES	827,190	166,251	426,744	0	1,420,184	0	1,420,184
MIDWEST	348,080	174,495	108,876	0	631,452	0	631,452
ONTONAGON	19,089	5,038	0	166	24,293	0	24,293
PRESQUE ISLE	163,923	52,358	17,521	4,916	238,718	0	238,718
THUMB	129,110	39,566	0	0	168,676	0	168,676
TRI-COUNTY	219,764	73,504	43,441	5,057	341,765	0	341,765
TOTAL COOP	2,282,304	788,054	895,316	23,819	3,989,493	4,821	3,994,314
TOTAL MICHIGAN	32,751,975	31,412,639	23,140,305	496,165	87,801,084	6,928,432	94,729,516

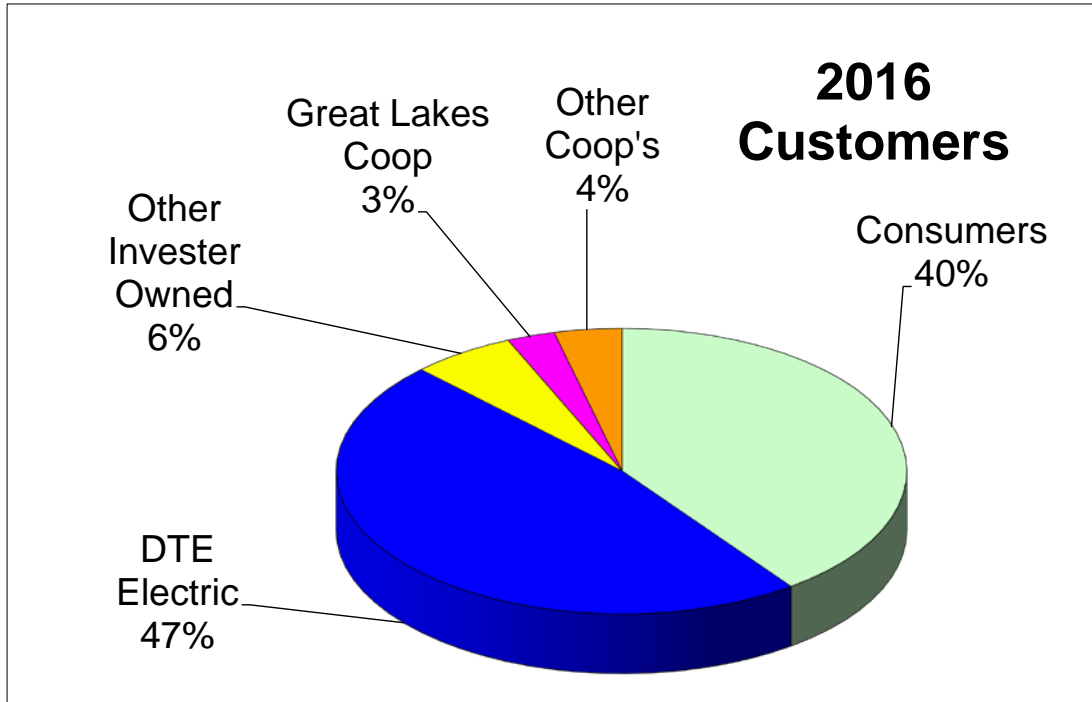
Note 1: Includes Edison Sault Legacy Territory



2016 MICHIGAN ELECTRIC SALES DATA
ULTIMATE CUSTOMER

UTILITY	REVENUES \$				TOTAL ULTIMATE	RESALE	TOTAL SALES
	RESIDENTIAL	COMMERCIAL	INDUSTRIAL	OTHER			
Investor Owned							
ALPENA POWER	11,785,749	12,254,165	9,297,553	20,581	33,358,048	0	33,358,048
CONSUMERS ENERGY	1,969,484,149	1,445,201,134	680,099,432	31,298,561	4,126,083,276	126,558,359	4,252,641,635
DTE ELECTRIC	2,476,036,505	1,752,866,839	654,788,633	56,923,325	4,940,615,302	49,554,877	4,990,170,179
AMERICAN ELECTRIC POWER (I&M)	131,007,190	81,105,306	69,467,201	1,272,154	282,851,851	47,001,985	329,853,836
NORTHERN STATES POWER d/b/a XCEL ENERGY	6,655,505	5,776,398	1,998,998	265,065	14,695,966	0	14,695,966
UPPER PEN. PWR	59,771,692	41,009,628	10,582,898	1,788,503	113,152,721	2,876,121	116,028,842
WISC ELEC POWER CO	25,745,643	15,526,001	108,017,042	544,469	149,833,155	27,786,408	177,619,563
WISC PUB SERV CO	7,637,536	3,032,965	9,836,747	130,642	20,637,890	21,044,439	41,682,329
TOTAL IOU	4,688,123,969	3,356,772,436	1,544,088,504	92,243,300	9,681,228,209	274,822,189	9,956,050,398
Cooperatives							
ALGER DELTA	9,852,251	2,086,807	2,077,225	65,261	14,081,544	0	14,081,544
CHERRYLAND	36,589,327	9,432,583	2,470,813	732,440	49,225,163	0	49,225,163
CLOVERLAND (see Note 1)	30,840,452	20,752,831	23,869,494	634,160	76,096,937	136,125	76,233,062
GREAT LAKES	124,571,600	21,513,821	35,320,826	0	181,406,247	0	181,406,247
MIDWEST	47,992,711	22,420,091	8,901,406	0	79,314,208	0	79,314,208
ONTONAGON	4,913,631	1,001,554	0	34,871	5,950,056	0	5,950,056
PRESQUE ISLE	26,201,168	5,968,450	1,647,549	630,176	34,447,343	456,154	34,903,497
THUMB	15,525,650	3,594,689	0	0	19,120,339	0	19,120,339
TRI-COUNTY	30,601,729	9,670,157	3,548,041	643,714	44,463,641	0	44,463,641
TOTAL COOP	327,088,519	96,440,983	77,835,354	2,740,622	504,105,478	592,279	504,697,757
TOTAL MICHIGAN	5,015,212,488	3,453,213,419	1,621,923,858	94,983,922	10,185,333,687	275,414,468	10,460,748,155

Note 1: Includes Edison Sault Legacy Territory



2016 MICHIGAN ELECTRIC SALES DATA
ULTIMATE CUSTOMER

CUSTOMERS

UTILITY	RESIDENTIAL	COMMERCIAL	INDUSTRIAL	OTHER	TOTAL ULTIMATE	RESALE	TOTAL CUSTOMERS
Investor Owned							
ALPENA POWER	13,720	3,793	4	178	17,695	0	17,695
CONSUMERS ENERGY	1,584,318	217,226	1,478	1,608	1,804,630	1	1,804,631
DTE ELECTRIC	1,966,635	201,154	737	890	2,169,416	0	2,169,416
AMERICAN ELECTRIC POWER (I&M)	109,017	17,586	941	343	127,887	5	127,892
NORTHERN STATES POWER d/b/a XCEL I	7,637	1,274	2	52	8,965	0	8,965
UPPER PEN. PWR	46,829	5,735	68	75	52,707	0	52,707
WISC ELEC POWER CO	24,586	2,984	7	81	27,658	3	27,661
WISC PUB SERV CO	8,083	890	43	22	9,038	29	9,067
TOTAL IOU	3,760,825	450,642	3,280	3,249	4,217,996	38	4,218,034
Cooperatives							
ALGER DELTA	9,449	522	1	31	10,003	0	10,003
CHERRYLAND	31,896	2,630	4	171	34,701	0	34,701
CLOVERLAND (see Note 1)	34,344	8,115	99	88	42,646	1	42,647
GREAT LAKES	113,061	10,480	333	0	123,874	0	123,874
MIDWEST	29,736	6,019	7	0	35,762	0	35,762
ONTONAGON	4,487	212	0	159	4,858	0	4,858
PRESQUE ISLE	30,868	1,972	4	373	33,217	0	33,217
THUMB	11,189	1,013	0	0	12,202	0	12,202
TRI-COUNTY	22,289	3,322	3	153	25,767	0	25,767
TOTAL COOP	287,319	34,285	451	975	323,030	1	323,031
TOTAL MICHIGAN	4,048,144	484,927	3,731	4,224	4,541,026	39	4,541,065

Note 1: Includes Edison Sault Legacy Territory

**STATISTICAL DATA OF TOTAL SALES
ELECTRIC UTILITIES IN MICHIGAN**

YEAR ENDED DECEMBER 31, 2015

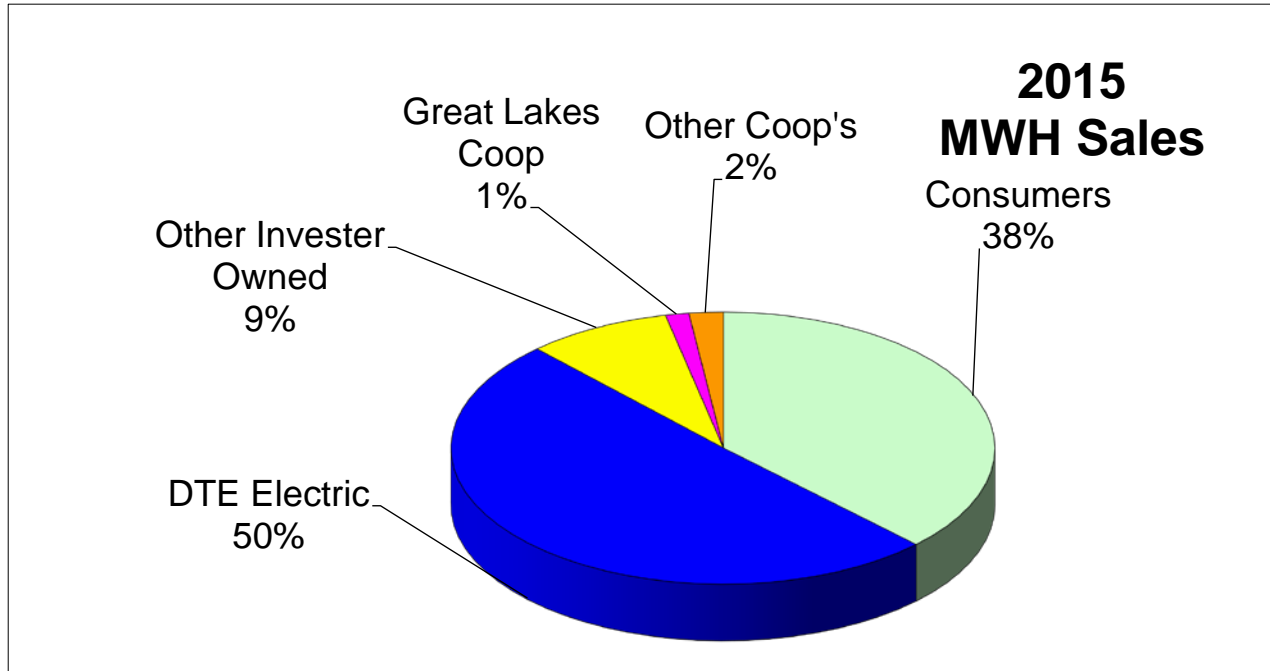
DATA FOR MICHIGAN BUSINESS ONLY

COMPANY	CUSTOMERS	REVENUE	MWH SALES
ALPENA POWER	17,667	33,782,805	343,345
CONSUMERS ENERGY	1,795,337	4,125,852,320	36,357,438
DTE ELECTRIC	2,154,875	4,688,522,216	46,281,765
AMERICAN ELECTRIC POWER (I&M)	127,812	317,439,365	3,436,232
NO. STATES PWR dba XCEL ENERGY	8,988	14,789,059	136,237
UPPER PENINSULA POWER	51,942	113,413,626	844,127
WISCONSIN ELECTRIC	27,585	185,657,490	2,530,552
WISCONSIN PUBLIC SERVICE	9,045	44,220,484	692,250
TOTAL INVESTOR OWNED	4,193,251	9,523,677,365	90,621,946
ALGER DELTA	9,949	13,908,391	74,903
CHERRYLAND	34,274	48,211,649	386,042
CLOVERLAND	42,303	77,306,181	727,749
GREAT LAKES	123,199	181,838,762	1,409,298
MIDWEST ENERGY	35,631	75,000,685	605,531
ONTONAGON	4,849	6,234,879	24,932
PRESQUE ISLE	33,103	34,597,923	239,756
THUMB	12,186	18,795,047	167,701
TRI-COUNTY	25,666	43,703,862	335,041
TOTAL COOPERATIVES	321,160	499,597,379	3,970,953
TOTAL COOPs & IOUs	4,514,411	10,023,274,744	94,592,899

Source of Information

Investor Owned : FERC Form 1 , page 301 line 12

Cooperative : RUS Form 7 part R lines 10,11,12,19 & 9 or Part O

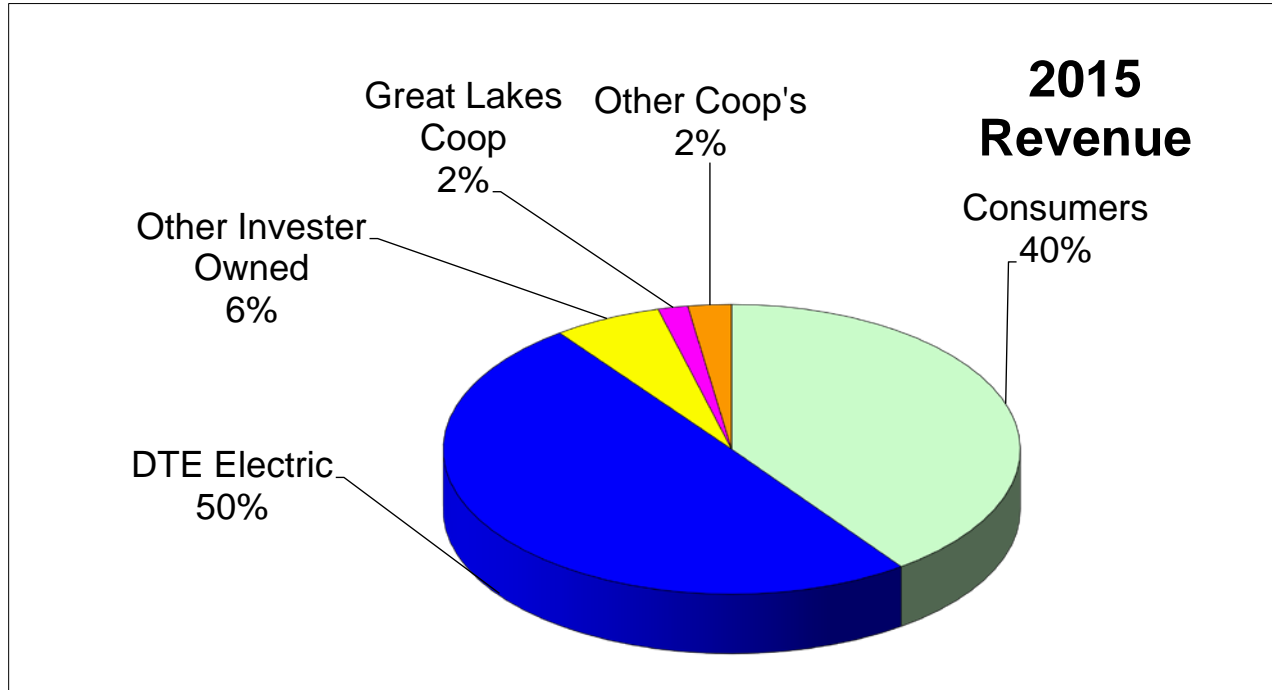


2015 MICHIGAN ELECTRIC SALES DATA
ULTIMATE CUSTOMER

SALES MWH

UTILITY	RESIDENTIAL	COMMERCIAL	INDUSTRIAL	OTHER	TOTAL ULTIMATE	RESALE	TOTAL SALES
Investor Owned							
ALPENA POWER	86,699	104,496	152,062	88	343,345	0	343,345
CONSUMERS ENERGY	12,494,679	11,698,777	8,605,390	193,156	32,992,002	3,365,436	36,357,438
DTE ELECTRIC	15,000,789	17,185,466	9,696,430	290,598	42,173,283	4,108,482	46,281,765
AMERICAN ELECTRIC POWER (I&M)	1,168,829	805,694	840,547	10,891	2,825,961	610,271	3,436,232
NORTHERN STATES POWER d/b/a XCEL ENERGY	54,273	52,115	28,103	1,746	136,237	0	136,237
UPPER PEN. PWR	255,188	197,561	325,119	4,818	782,686	61,441	844,127
WISC ELEC POWER CO	161,488	116,039	1,838,364	2,261	2,118,152	412,400	2,530,552
WISC PUB SERV CO	65,483	26,596	163,859	755	256,693	435,557	692,250
TOTAL IOU	29,287,428	30,186,744	21,649,874	504,313	81,628,359	8,993,587	90,621,946
Cooperatives							
ALGER DELTA	47,304	12,743	14,539	318	74,903	0	74,903
CHERRYLAND	262,690	87,426	29,366	6,559	386,042	0	386,042
CLOVERLAND (see Note 1)	279,692	167,745	245,558	16,502	709,497	18,252	727,749
GREAT LAKES	818,208	168,671	422,420	0	1,409,298	0	1,409,298
MIDWEST	340,350	161,756	103,425	0	605,531	0	605,531
ONTONAGON	19,566	5,195	0	170	24,932	0	24,932
PRESQUE ISLE	166,609	50,649	17,467	5,032	239,756	0	239,756
THUMB	130,265	37,436	0	0	167,701	0	167,701
TRI-COUNTY	216,764	70,563	42,800	4,913	335,041	0	335,041
TOTAL COOP	2,281,448	762,184	875,575	33,495	3,952,701	18,252	3,970,953
TOTAL MICHIGAN	31,568,876	30,948,928	22,525,449	537,808	85,581,060	9,011,839	94,592,899

Note 1: Includes Edison Sault Legacy Territory

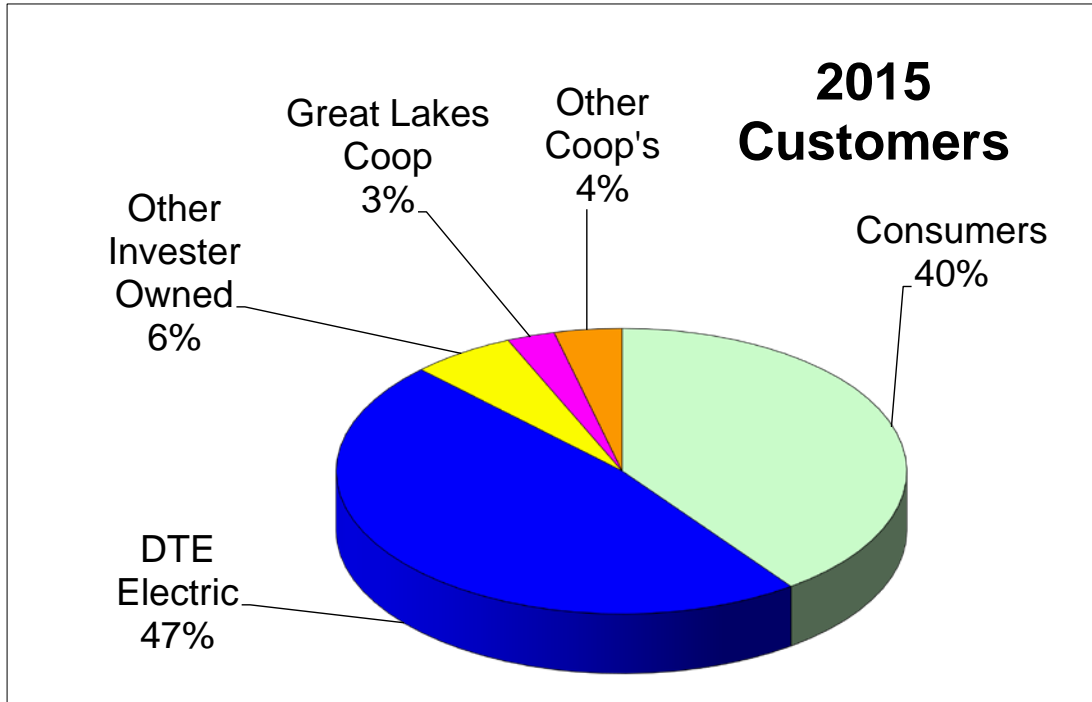


2015 MICHIGAN ELECTRIC SALES DATA
ULTIMATE CUSTOMER

REVENUES \$

UTILITY	RESIDENTIAL	COMMERCIAL	INDUSTRIAL	OTHER	TOTAL ULTIMATE	RESALE	TOTAL SALES
Investor Owned							
ALPENA POWER	12,007,298	12,475,331	9,279,020	21,156	33,782,805	0	33,782,805
CONSUMERS ENERGY	1,829,594,599	1,430,776,180	692,458,471	34,354,728	3,987,183,978	138,668,342	4,125,852,320
DTE ELECTRIC	2,190,692,280	1,703,745,146	650,277,111	56,054,195	4,600,768,732	87,753,484	4,688,522,216
AMERICAN ELECTRIC POWER (I&M)	124,620,250	76,950,136	67,472,665	1,323,586	270,366,637	47,072,728	317,439,365
NORTHERN STATES POWER d/b/a XCEL ENERGY	6,692,294	5,838,201	1,982,755	275,809	14,789,059	0	14,789,059
UPPER PEN. PWR	58,465,231	31,657,559	18,845,332	1,692,220	110,660,342	2,753,284	113,413,626
WISC ELEC POWER CO	25,830,735	16,446,916	111,551,020	559,501	154,388,172	31,269,318	185,657,490
WISC PUB SERV CO	7,055,952	2,851,442	9,915,624	120,786	19,943,804	24,276,680	44,220,484
TOTAL IOU	4,254,958,639	3,280,740,911	1,561,781,998	94,401,981	9,191,883,529	331,793,836	9,523,677,365
Cooperatives							
ALGER DELTA	9,871,916	1,997,630	1,978,060	60,785	13,908,391	0	13,908,391
CHERRYLAND	35,654,120	9,427,470	2,402,291	727,768	48,211,649	0	48,211,649
CLOVERLAND (see Note 1)	32,856,789	18,958,694	22,419,425	1,688,204	75,923,112	1,383,069	77,306,181
GREAT LAKES	124,554,085	21,969,546	35,315,131	0	181,838,762	0	181,838,762
MIDWEST	46,195,252	20,298,271	8,507,162	0	75,000,685	0	75,000,685
ONTONAGON	5,177,509	1,019,589	0	37,781	6,234,879	0	6,234,879
PRESQUE ISLE	26,638,381	5,823,140	1,663,609	647,891	34,773,021	-175,098	34,597,923
THUMB	15,346,102	3,448,945	0	0	18,795,047	0	18,795,047
TRI-COUNTY	30,201,085	9,376,505	3,494,472	631,800	43,703,862	0	43,703,862
TOTAL COOP	326,495,239	92,319,790	75,780,150	3,794,229	498,389,408	1,207,971	499,597,379
TOTAL MICHIGAN	4,581,453,878	3,373,060,701	1,637,562,148	98,196,210	9,690,272,937	333,001,807	10,023,274,744

Note 1: Includes Edison Sault Legacy Territory



2015 MICHIGAN ELECTRIC SALES DATA
ULTIMATE CUSTOMER

CUSTOMERS

UTILITY	RESIDENTIAL	COMMERCIAL	INDUSTRIAL	OTHER	TOTAL	ULTIMATE	RESALE	TOTAL CUSTOMERS
Investor Owned								
ALPENA POWER	13,718	3,767	4	178	17,667	0		17,667
CONSUMERS ENERGY	1,577,087	215,219	1,453	1,577	1,795,336	1		1,795,337
DTE ELECTRIC	1,953,736	199,516	727	895	2,154,874	1		2,154,875
AMERICAN ELECTRIC POWER (I&M)	108,947	17,564	953	343	127,807	5		127,812
NORTHERN STATES POWER d/b/a XCEL I	7,669	1,265	2	52	8,988	0		8,988
UPPER PEN. PWR	46,176	5,553	20	177	51,926	16		51,942
WISC ELEC POWER CO	24,513	2,982	7	80	27,582	3		27,585
WISC PUB SERV CO	8,050	894	44	22	9,010	35		9,045
TOTAL IOU	3,739,896	446,760	3,210	3,324	4,193,190	61		4,193,251
Cooperatives								
ALGER DELTA	9,399	523	1	26	9,949	0		9,949
CHERRYLAND	31,520	2,578	4	172	34,274	0		34,274
CLOVERLAND (see Note 1)	34,631	7,231	100	340	42,302	1		42,303
GREAT LAKES	112,432	10,438	329	0	123,199	0		123,199
MIDWEST	29,660	5,963	8	0	35,631	0		35,631
ONTONAGON	4,479	209	0	161	4,849	0		4,849
PRESQUE ISLE	30,779	1,948	4	372	33,103	0		33,103
THUMB	11,202	984	0	0	12,186	0		12,186
TRI-COUNTY	22,254	3,254	3	155	25,666	0		25,666
TOTAL COOP	286,356	33,128	449	1,226	321,159	1		321,160
TOTAL MICHIGAN	4,026,252	479,888	3,659	4,550	4,514,349	62		4,514,411

Note 1: Includes Edison Sault Legacy Territory

**STATISTICAL DATA OF TOTAL SALES
ELECTRIC UTILITIES IN MICHIGAN**

YEAR ENDED DECEMBER 31, 2014

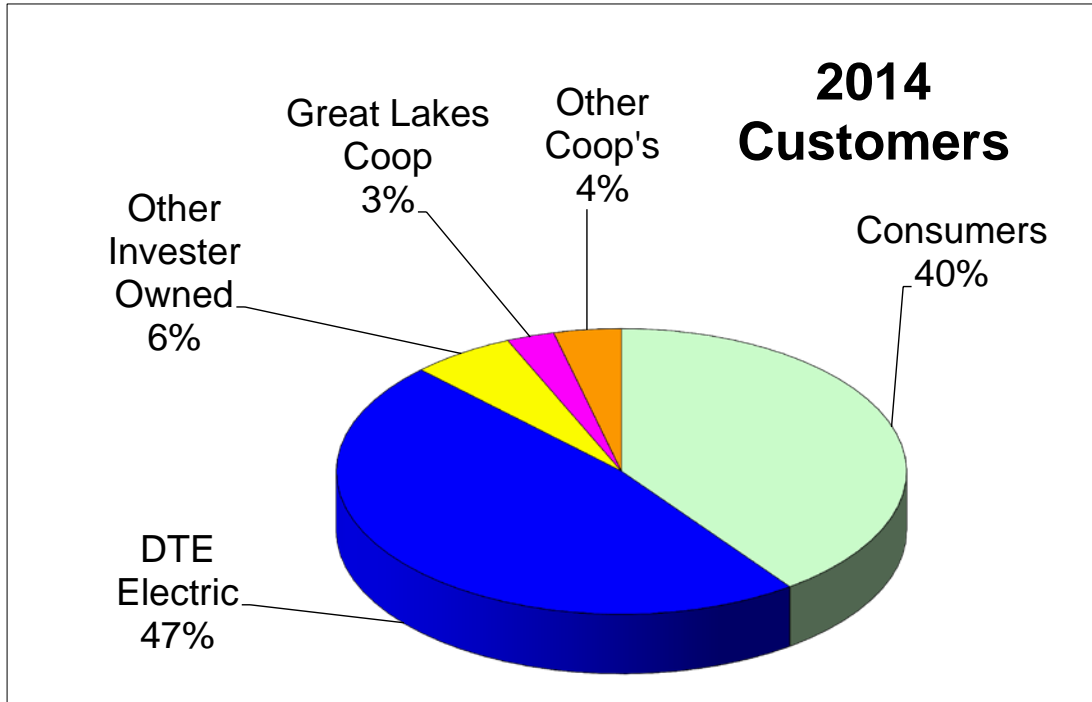
DATA FOR MICHIGAN BUSINESS ONLY

COMPANY	CUSTOMERS	REVENUE	MWH SALES
ALPENA POWER	17,636	35,786,656	350,739
CONSUMERS ENERGY	1,791,367	4,283,708,948	35,893,242
DTE ELECTRIC	2,143,852	4,682,123,486	46,076,577
AMERICAN ELECTRIC POWER (I&M)	127,741	303,177,266	3,468,280
NO. STATES PWR dba XCEL ENERGY	9,034	15,405,442	143,610
UPPER PENINSULA POWER	51,947	121,686,588	845,665
WISCONSIN ELECTRIC	27,554	87,664,660	928,830
WISCONSIN PUBLIC SERVICE	9,034	45,576,690	719,833
TOTAL INVESTOR OWNED	4,178,165	9,575,129,736	88,426,776
ALGER DELTA	9,948	13,834,259	74,302
CHERRYLAND	33,925	49,093,369	390,264
CLOVERLAND	42,282	83,720,725	823,055
GREAT LAKES	122,837	185,924,207	1,422,624
MIDWEST ENERGY	35,529	75,890,315	617,470
ONTONAGON	4,867	6,177,826	25,304
PRESQUE ISLE	33,052	35,825,887	244,248
THUMB	12,216	19,141,780	172,408
TRI-COUNTY	25,632	44,317,462	336,193
TOTAL COOPERATIVES	320,288	513,925,830	4,105,869
TOTAL COOPs & IOUs	4,498,453	10,089,055,566	92,532,645

Source of Information

Investor Owned : FERC Form 1 , page 301 line 12

Cooperative : RUS Form 7 part R lines 10,11,12,19 & 9 or Part O

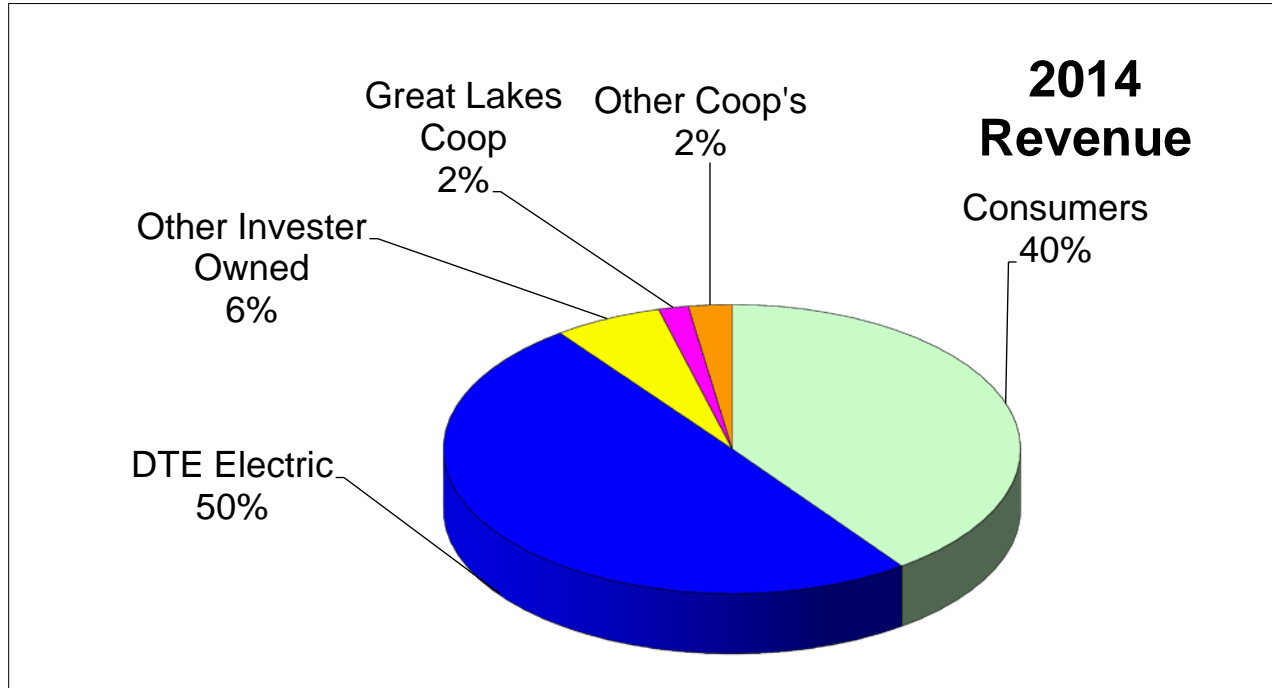


2014 MICHIGAN ELECTRIC SALES DATA
ULTIMATE CUSTOMER

CUSTOMERS

UTILITY	RESIDENTIAL	COMMERCIAL	INDUSTRIAL	OTHER	TOTAL ULTIMATE	RESALE	TOTAL CUSTOMERS
Investor Owned							
ALPENA POWER	13,691	3,762	4	179	17,636	0	17,636
CONSUMERS ENERGY	1,574,243	207,023	8,507	1,593	1,791,366	1	1,791,367
DTE ELECTRIC	1,943,879	198,296	778	898	2,143,851	1	2,143,852
AMERICAN ELECTRIC POWER (I&M)	108,930	17,501	964	341	127,736	5	127,741
NORTHERN STATES POWER d/b/a XCEL I	7,710	1,269	2	53	9,034	0	9,034
UPPER PEN. PWR	46,171	5,559	21	178	51,929	18	51,947
WISC ELEC POWER CO	24,479	2,986	5	80	27,550	4	27,554
WISC PUB SERV CO	8,042	893	42	22	8,999	35	9,034
TOTAL IOU	3,727,145	437,289	10,323	3,344	4,178,101	64	4,178,165
Cooperatives							
ALGER DELTA	9,398	523	1	26	9,948	0	9,948
CHERRYLAND	31,205	2,541	4	175	33,925	0	33,925
CLOVERLAND (see Note 1)	35,349	6,494	99	339	42,281	1	42,282
GREAT LAKES	112,071	10,440	326	0	122,837	0	122,837
MIDWEST	29,625	5,896	8	0	35,529	0	35,529
ONTONAGON	4,497	207	0	163	4,867	0	4,867
PRESQUE ISLE	30,737	1,940	4	371	33,052	0	33,052
THUMB	11,253	963	0	0	12,216	0	12,216
TRI-COUNTY	22,270	3,203	3	156	25,632	0	25,632
TOTAL COOP	286,405	32,207	445	1,230	320,287	1	320,288
TOTAL MICHIGAN	4,013,550	469,496	10,768	4,574	4,498,388	65	4,498,453

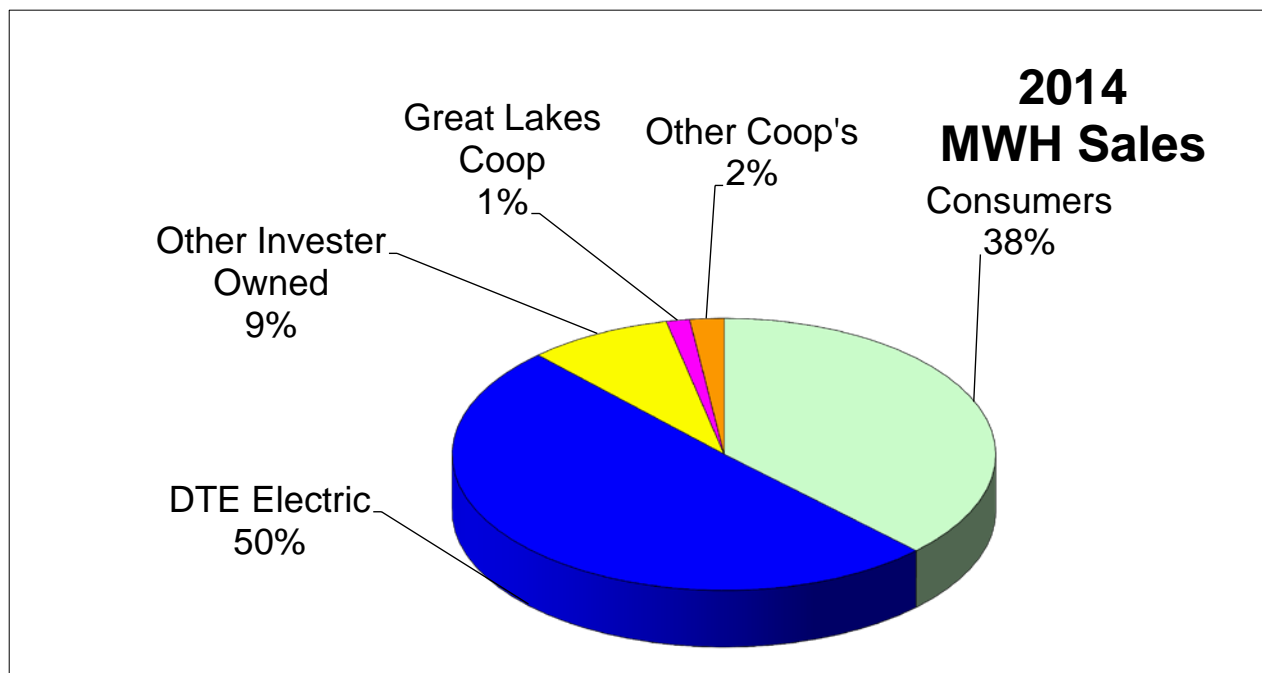
Note 1: Includes Edison Sault Legacy Territory



2014 MICHIGAN ELECTRIC SALES DATA
ULTIMATE CUSTOMER

UTILITY	REVENUES \$				TOTAL ULTIMATE	RESALE	TOTAL SALES
	RESIDENTIAL	COMMERCIAL	INDUSTRIAL	OTHER			
Investor Owned							
ALPENA POWER	12,139,020	12,524,766	11,101,824	21,046	35,786,656	0	35,786,656
CONSUMERS ENERGY	1,874,562,573	1,352,908,614	841,399,144	35,139,374	4,104,009,705	179,699,243	4,283,708,948
DTE ELECTRIC	2,104,097,447	1,680,780,147	730,206,382	56,589,742	4,571,673,718	110,449,768	4,682,123,486
AMERICAN ELECTRIC POWER (I&M)	122,449,922	72,980,787	63,876,728	1,319,643	260,627,080	42,550,186	303,177,266
NORTHERN STATES POWER d/b/a XCEL ENERGY	7,018,540	5,683,059	2,417,906	285,937	15,405,442	0	15,405,442
UPPER PEN. PWR	60,611,436	33,044,703	22,226,929	1,679,431	117,562,499	4,124,089	121,686,588
WISC ELEC POWER CO	26,267,072	16,660,321	7,454,821	545,878	50,928,092	36,736,568	87,664,660
WISC PUB SERV CO	6,921,976	2,834,858	10,013,396	113,806	19,884,036	25,692,654	45,576,690
TOTAL IOU	4,214,067,986	3,177,417,255	1,688,697,130	95,694,857	9,175,877,228	399,252,508	9,575,129,736
Cooperatives							
ALGER DELTA	10,066,053	1,952,664	1,754,515	61,027	13,834,259	0	13,834,259
CHERRYLAND	36,006,619	9,734,638	2,586,408	765,704	49,093,369	0	49,093,369
CLOVERLAND (see Note 1)	34,226,352	18,570,276	27,720,659	1,695,106	82,212,393	1,508,332	83,720,725
GREAT LAKES	127,691,247	22,525,442	35,707,518	0	185,924,207	0	185,924,207
MIDWEST	47,559,932	19,354,872	8,975,511	0	75,890,315	0	75,890,315
ONTONAGON	5,137,434	1,002,938	0	37,454	6,177,826	0	6,177,826
PRESQUE ISLE	27,460,783	5,890,093	1,632,449	660,133	35,643,458	182,429	35,825,887
THUMB	15,591,716	3,550,064	0	0	19,141,780	0	19,141,780
TRI-COUNTY	31,166,969	8,879,508	3,682,592	588,393	44,317,462	0	44,317,462
TOTAL COOP	334,907,105	91,460,495	82,059,652	3,807,817	512,235,069	1,690,761	513,925,830
TOTAL MICHIGAN	4,548,975,091	3,268,877,750	1,770,756,782	99,502,674	9,688,112,297	400,943,269	10,089,055,566

Note 1: Includes Edison Sault Legacy Territory



2014 MICHIGAN ELECTRIC SALES DATA
ULTIMATE CUSTOMER

SALES MWH

UTILITY	RESIDENTIAL	COMMERCIAL	INDUSTRIAL	OTHER	TOTAL ULTIMATE	RESALE	TOTAL SALES
Investor Owned							
ALPENA POWER	86,836	102,188	161,629	86	350,739	0	350,739
CONSUMERS ENERGY	12,593,983	10,847,706	9,614,387	197,846	33,253,922	2,639,320	35,893,242
DTE ELECTRIC	14,939,840	16,785,563	10,204,840	270,576	42,200,819	3,875,758	46,076,577
AMERICAN ELECTRIC POWER (I&M)	1,219,482	793,627	830,780	10,982	2,854,871	613,409	3,468,280
NORTHERN STATES POWER d/b/a XCEL ENERGY	57,810	52,246	31,724	1,830	143,610	0	143,610
UPPER PEN. PWR	269,720	200,734	298,189	4,893	773,536	72,129	845,665
WISC ELEC POWER CO	167,724	119,417	94,582	2,278	384,001	544,829	928,830
WISC PUB SERV CO	67,611	27,781	166,728	754	262,874	456,959	719,833
TOTAL IOU	29,403,006	28,929,262	21,402,859	489,245	80,224,372	8,202,404	88,426,776
Cooperatives							
ALGER DELTA	48,401	13,297	12,288	316	74,302	0	74,302
CHERRYLAND	267,019	86,161	30,527	6,558	390,264	0	390,264
CLOVERLAND (see Note 1)	295,906	165,970	325,388	16,722	803,986	19,070	823,055
GREAT LAKES	835,082	172,768	414,774	0	1,422,624	0	1,422,624
MIDWEST	355,699	152,615	109,156	0	617,470	0	617,470
ONTONAGON	20,148	4,984	0	172	25,304	0	25,304
PRESQUE ISLE	171,566	50,593	17,005	5,085	244,248	0	244,248
THUMB	135,129	37,279	0	0	172,408	0	172,408
TRI-COUNTY	222,520	65,683	43,494	4,497	336,193	0	336,193
TOTAL COOP	2,351,469	749,349	952,632	33,350	4,086,799	19,070	4,105,869
TOTAL MICHIGAN	31,754,475	29,678,611	22,355,491	522,595	84,311,171	8,221,474	92,532,645

Note 1: Includes Edison Sault Legacy Territory

**STATISTICAL DATA OF RETAIL SALES
ELECTRIC UTILITIES IN MICHIGAN**

YEAR ENDED DECEMBER 31, 2013

DATA FOR MICHIGAN BUSINESS ONLY

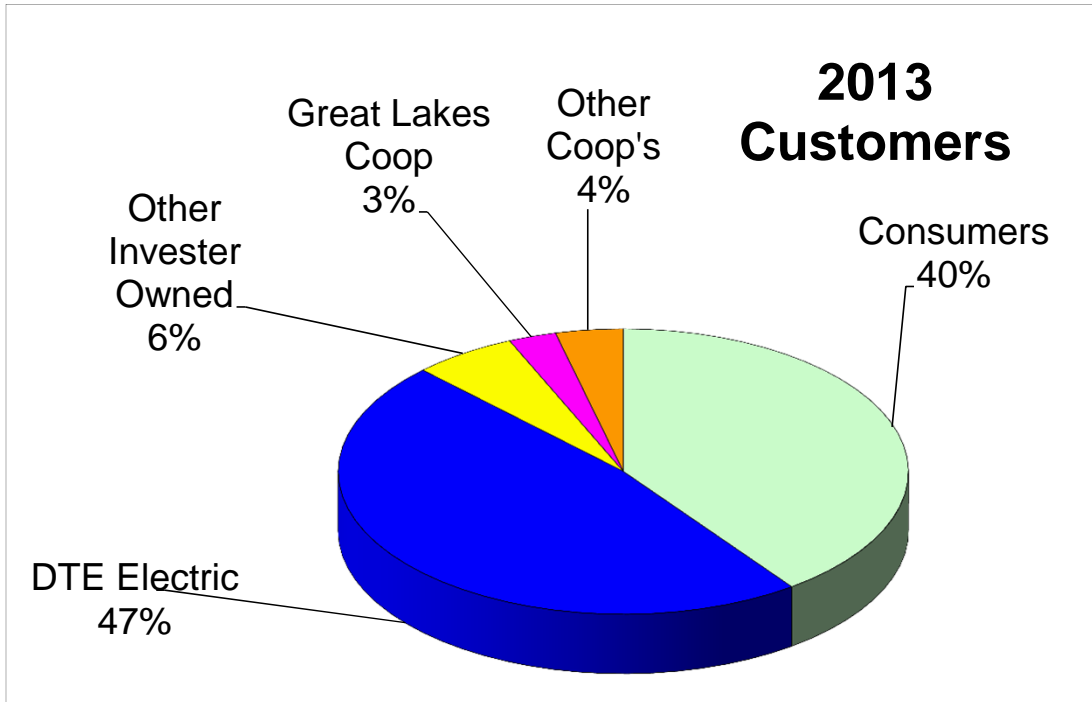
COMPANY	CUSTOMERS	REVENUE	MWH SALES
ALPENA POWER	17,634	35,223,274	330,988
CONSUMERS ENERGY	1,790,148	3,967,355,796	32,556,015
DTE ELECTRIC	2,134,161	4,909,920,829	42,514,994
AMERICAN ELECTRIC POWER (I&M)	127,908	260,680,567	2,847,769
NO. STATES PWR dba XCEL ENERGY	9,077	13,607,125	139,983
UPPER PENINSULA POWER	51,950	110,487,644	842,437
WISCONSIN ELECTRIC POWER	27,561	140,590,433	1,683,135
WISCONSIN PUBLIC SERVICE	8,960	20,802,470	284,172
TOTAL INVESTOR OWNED	4,167,399	9,458,668,138	81,199,493
ALGER DELTA	10,012	13,160,610	70,290
CHERRYLAND	33,642	48,303,068	383,041
CLOVERLAND (see Note 1)	42,274	80,010,247	824,820
GREAT LAKES	123,253	179,832,255	1,403,922
MIDWEST ENERGY	35,396	72,702,582	605,374
ONTONAGON	4,878	5,926,009	25,573
PRESQUE ISLE	33,216	35,778,053	239,195
THUMB	12,249	18,101,978	165,935
TRI-COUNTY	25,596	43,619,225	336,534
TOTAL COOPERATIVES	320,516	497,434,027	4,054,685
TOTAL COOPs & IOUs	4,487,915	9,956,102,165	85,254,178

Source of Information

Investor Owned : FERC Form 1 , page 301 line 12

Cooperative : REA Form 7 part R lines 10,11,12,19 & 9 or Part O

Note 1: Includes Edison Sault Legacy Territory

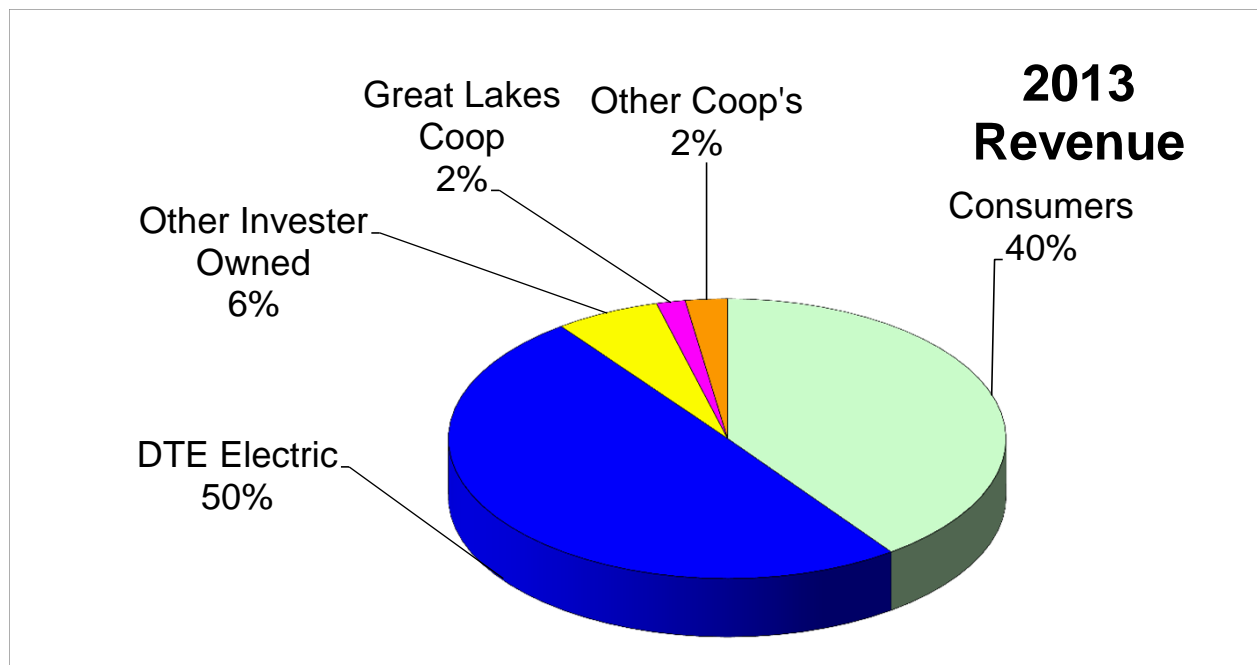


2013 MICHIGAN ELECTRIC SALES DATA
ULTIMATE CUSTOMER

CUSTOMERS

UTILITY	RESIDENTIAL	COMMERCIAL	INDUSTRIAL	OTHER	TOTAL	ULTIMATE	RESALE	TOTAL CUSTOMERS
Investor Owned								
ALPENA POWER	13,687	3,763	4	180	17,634	0		17,634
CONSUMERS ENERGY	1,573,802	206,396	8,588	1,362	1,790,148	1		1,790,149
DTE ELECTRIC	1,935,087	197,376	803	895	2,134,161	0		2,134,161
AMERICAN ELECTRIC POWER (I&M)	109,111	17,485	970	342	127,908	5		127,913
NORTHERN STATES POWER d/b/a XCEL E	7,750	1,269	2	56	9,077	0		9,077
UPPER PEN. PWR	46,206	5,555	10	179	51,950	19		51,969
WISC ELEC POWER CO	24,456	3,016	9	80	27,561	6		27,567
WISC PUB SERV CO	8,007	888	43	22	8,960	35		8,995
TOTAL IOU	3,718,106	435,748	10,429	3,116	4,167,399	66		4,167,465
Cooperatives								
ALGER DELTA	9,458	528	1	25	10,012	0		10,012
CHERRYLAND	30,947	2,516	4	175	33,642	0		33,642
CLOVERLAND (see Note 1)	35,775	6,058	101	340	42,274	1		42,275
GREAT LAKES	112,430	10,498	325	0	123,253	0		123,253
MIDWEST	29,680	5,709	7	0	35,396	0		35,396
ONTONAGON	4,509	206	0	163	4,878	0		4,878
PRESQUE ISLE	30,900	1,942	4	370	33,216	0		33,216
THUMB	11,295	954	0	0	12,249	0		12,249
TRI-COUNTY	22,296	3,144	3	153	25,596	0		25,596
TOTAL COOP	287,290	31,555	445	1,226	320,516	1		320,517
TOTAL MICHIGAN	4,005,396	467,303	10,874	4,342	4,487,915	67		4,487,982

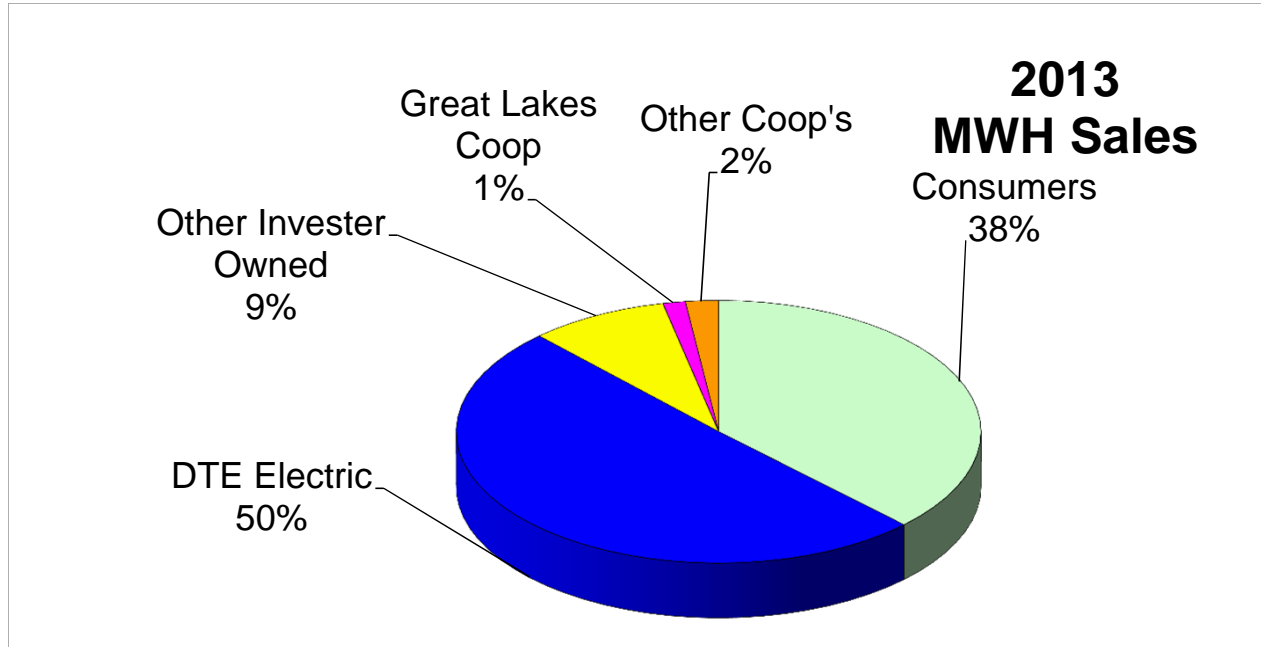
Note 1: Includes Edison Sault Legacy Territory



2013 MICHIGAN ELECTRIC SALES DATA
ULTIMATE CUSTOMER

UTILITY	REVENUES \$				TOTAL ULTIMATE	RESALE	TOTAL SALES
	RESIDENTIAL	COMMERCIAL	INDUSTRIAL	OTHER			
Investor Owned							
ALPENA POWER	12,671,683	13,097,353	9,431,959	22,279	35,223,274	0	35,223,274
CONSUMERS ENERGY	1,840,822,309	1,317,316,545	774,112,367	35,104,575	3,967,355,796	137,620,969	4,104,976,765
DTE ELECTRIC	2,284,813,077	1,803,485,765	762,794,164	58,827,823	4,909,920,829	201,335,717	5,111,256,546
AMERICAN ELECTRIC POWER (I&M)	121,234,661	74,789,100	63,296,998	1,359,808	260,680,567	44,086,658	304,767,225
NORTHERN STATES POWER d/b/a XCEL ENERGY	6,249,637	5,121,961	1,977,501	258,026	13,607,125	31,717	13,638,842
UPPER PEN. PWR	55,413,612	33,799,110	19,728,395	1,546,527	110,487,644	2,615,617	113,103,261
WISC ELEC POWER CO	27,184,257	19,381,901	93,460,541	563,734	140,590,433	36,354,085	176,944,518
WISC PUB SERV CO	6,788,384	2,790,397	11,110,237	113,452	20,802,470	25,520,713	46,323,183
TOTAL IOU	4,355,177,620	3,269,782,132	1,735,912,162	97,796,224	9,458,668,138	447,565,476	9,906,233,614
Cooperatives							
ALGER DELTA	9,861,351	1,977,054	1,262,183	60,022	13,160,610	0	13,160,610
CHERRYLAND	35,388,601	9,679,237	2,463,860	771,370	48,303,068	0	48,303,068
CLOVERLAND (see Note 1)	31,763,615	17,490,062	29,126,959	1,629,611	80,010,247	1,167,339	81,177,586
GREAT LAKES	122,430,803	22,289,446	35,112,006	0	179,832,255	0	179,832,255
MIDWEST	45,601,029	18,521,470	8,580,083	0	72,702,582	0	72,702,582
ONTONAGON	4,911,748	978,705	0	35,556	5,926,009	0	5,926,009
PRESQUE ISLE	27,534,808	5,944,181	1,630,857	668,207	35,778,053	-492,016	35,286,037
THUMB	14,963,125	3,138,853	0	0	18,101,978	0	18,101,978
TRI-COUNTY	30,642,077	8,776,726	3,638,670	561,752	43,619,225	0	43,619,225
TOTAL COOP	323,097,157	88,795,734	81,814,618	3,726,518	497,434,027	675,323	498,109,350
TOTAL MICHIGAN	4,678,274,777	3,358,577,866	1,817,726,780	101,522,742	9,956,102,165	448,240,799	10,404,342,964

Note 1: Includes Edison Sault Legacy Territory



2013 MICHIGAN ELECTRIC SALES DATA
ULTIMATE CUSTOMER

UTILITY	SALES MWH				TOTAL ULTIMATE	RESALE	TOTAL SALES
	RESIDENTIAL	COMMERCIAL	INDUSTRIAL	OTHER			
Investor Owned							
ALPENA POWER	87,251	101,330	142,319	88	330,988	0	330,988
CONSUMERS ENERGY	12,792,609	10,907,674	8,646,391	209,341	32,556,015	2,720,776	35,276,791
DTE ELECTRIC	15,273,084	16,653,795	10,310,627	277,488	42,514,994	4,547,377	47,062,371
AMERICAN ELECTRIC POWER (I&M)	1,214,720	808,760	813,178	11,111	2,847,769	608,277	3,456,046
NORTHERN STATES POWER d/b/a XCEL ENERGY	56,892	53,193	28,181	1,717	139,983	0	139,983
UPPER PEN. PWR	270,031	219,948	347,389	5,069	842,437	38,585	881,022
WISC ELEC POWER CO	167,271	137,784	1,375,786	2,294	1,683,135	574,149	2,257,284
WISC PUB SERV CO	66,440	27,474	189,505	753	284,172	474,232	758,404
TOTAL IOU	29,928,298	28,909,958	21,853,376	507,861	81,199,493	8,963,396	90,162,889
Cooperatives							
ALGER DELTA	47,976	12,780	9,221	314	70,290	0	70,290
CHERRYLAND	260,488	84,915	31,032	6,606	383,041	0	383,041
CLOVERLAND (see Note 1)	287,921	158,514	361,444	16,941	824,820	19,042	843,862
GREAT LAKES	812,184	173,776	417,962	0	1,403,922	0	1,403,922
MIDWEST	345,412	152,042	107,920	0	605,374	0	605,374
ONTONAGON	20,289	5,110	0	174	25,573	0	25,573
PRESQUE ISLE	167,924	50,045	16,152	5,074	239,195	0	239,195
THUMB	133,690	32,245	0	0	165,935	0	165,935
TRI-COUNTY	222,314	66,680	43,150	4,390	336,534	0	336,534
TOTAL COOP	2,298,197	736,107	986,881	33,500	4,054,685	19,042	4,073,727
TOTAL MICHIGAN	32,226,495	29,646,065	22,840,257	541,361	85,254,178	8,982,438	94,236,616

Note 1: Includes Edison Sault Legacy Territory

**STATISTICAL DATA OF RETAIL SALES
ELECTRIC UTILITIES IN MICHIGAN**

YEAR ENDED DECEMBER 31, 2012

DATA FOR MICHIGAN BUSINESS ONLY

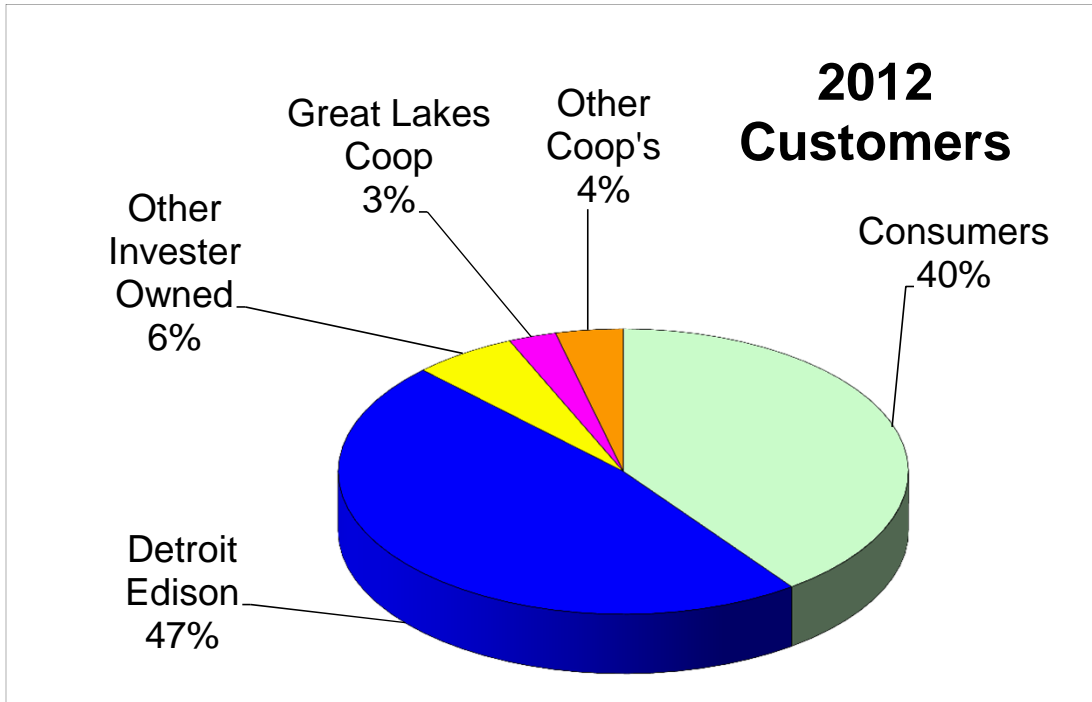
COMPANY	CUSTOMERS	REVENUE	MWH SALES
ALPENA POWER	17,620	32,766,601	338,860
CONSUMERS ENERGY	1,788,525	3,871,970,655	33,756,264
DETROIT EDISON	2,124,244	4,918,573,326	42,772,684
AMERICAN ELECTRIC POWER (I&M)	127,745	255,318,876	2,848,234
NO. STATES PWR dba XCEL ENERGY	9,065	13,262,853	139,969
UPPER PENINSULA POWER	51,896	104,656,111	837,477
WISCONSIN ELECTRIC POWER	27,564	186,064,371	2,549,536
WISCONSIN PUBLIC SERVICE	8,946	20,821,890	285,447
TOTAL INVESTOR OWNED	4,155,605	9,403,434,683	83,528,471
ALGER DELTA	10,478	12,678,807	64,482
CHERRYLAND	33,428	48,201,190	377,277
CLOVERLAND (see Note 1)	46,057	79,951,482	803,963
GREAT LAKES	123,216	175,337,105	1,371,754
MIDWEST ENERGY	35,217	71,716,579	617,325
ONTONAGON	4,871	5,491,424	25,330
PRESQUE ISLE	33,151	33,220,230	232,545
THUMB	12,260	17,476,104	158,593
TRI-COUNTY	25,550	42,552,938	330,246
TOTAL COOPERATIVES	324,228	486,625,859	3,981,516
TOTAL COOPs & IOUs	4,479,833	9,890,060,542	87,509,987

Source of Information

Investor Owned : FERC Form 1 , page 301 line 12

Cooperative : REA Form 7 part R lines 10,11,12,19 & 9 or Part O

Note 1: Includes Edison Sault Legacy Territory

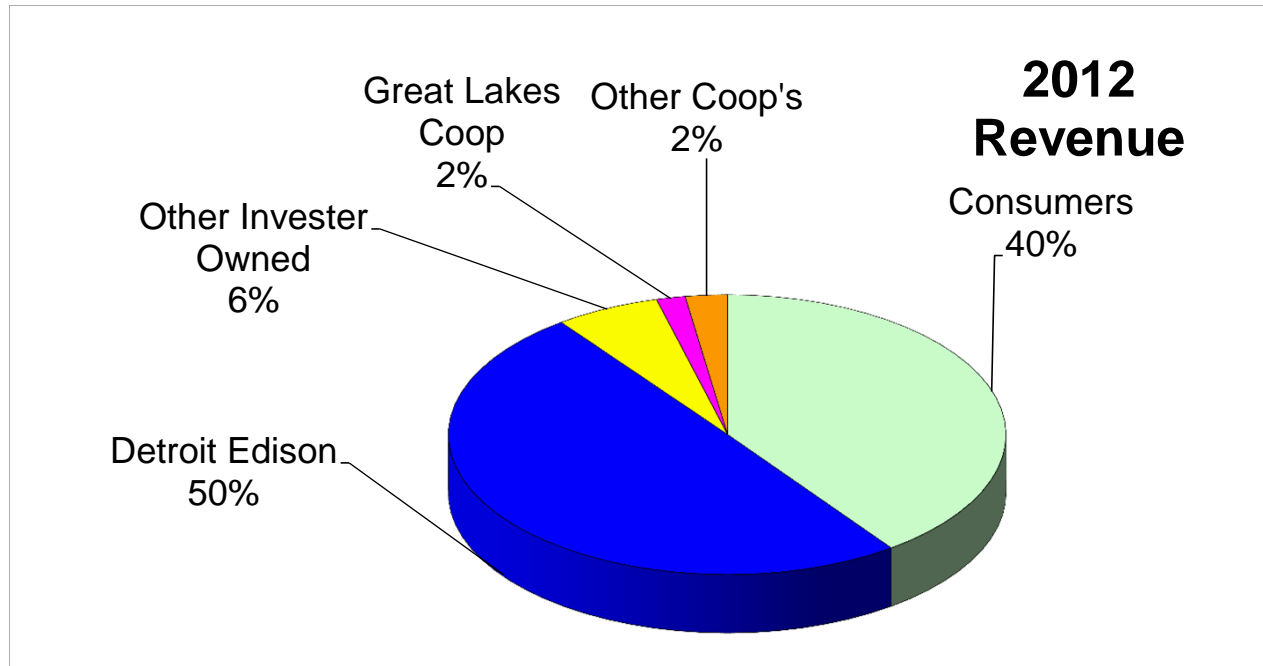


2012 MICHIGAN ELECTRIC SALES DATA
ULTIMATE CUSTOMER

CUSTOMERS

UTILITY	RESIDENTIAL	COMMERCIAL	INDUSTRIAL	OTHER	TOTAL	ULTIMATE	RESALE	TOTAL CUSTOMERS
Investor Owned								
ALPENA POWER	13,681	3,755	4	180	17,620	0		17,620
CONSUMERS ENERGY	1,571,873	206,627	8,706	1,319	1,788,525	1		1,788,526
DETROIT EDISON	1,925,908	196,580	810	946	2,124,244	3		2,124,247
AMERICAN ELECTRIC POWER (I&M)	109,019	17,410	975	341	127,745	5		127,750
NORTHERN STATES POWER d/b/a XCEL E	7,740	1,265	2	58	9,065	1		9,066
UPPER PEN. PWR	46,178	5,529	10	179	51,896	36		51,932
WISC ELEC POWER CO	24,460	3,015	10	79	27,564	11		27,575
WISC PUB SERV CO	7,997	884	43	22	8,946	35		8,981
TOTAL IOU	3,706,856	435,065	10,560	3,124	4,155,605	92		4,155,697
Cooperatives								
ALGER DELTA	9,881	571	0	26	10,478	0		10,478
CHERRYLAND	30,754	2,497	4	173	33,428	0		33,428
CLOVERLAND (see Note 1)	39,271	6,301	114	371	46,057	1		46,058
GREAT LAKES	112,414	10,485	317	0	123,216	0		123,216
MIDWEST	29,692	5,518	7	0	35,217	0		35,217
ONTONAGON	4,505	203	0	163	4,871	0		4,871
PRESQUE ISLE	30,848	1,929	4	370	33,151	0		33,151
THUMB	11,314	946	0	0	12,260	0		12,260
TRI-COUNTY	22,312	3,079	4	155	25,550	0		25,550
TOTAL COOP	290,991	31,529	450	1,258	324,228	1		324,229
TOTAL MICHIGAN	3,997,847	466,594	11,010	4,382	4,479,833	93		4,479,926

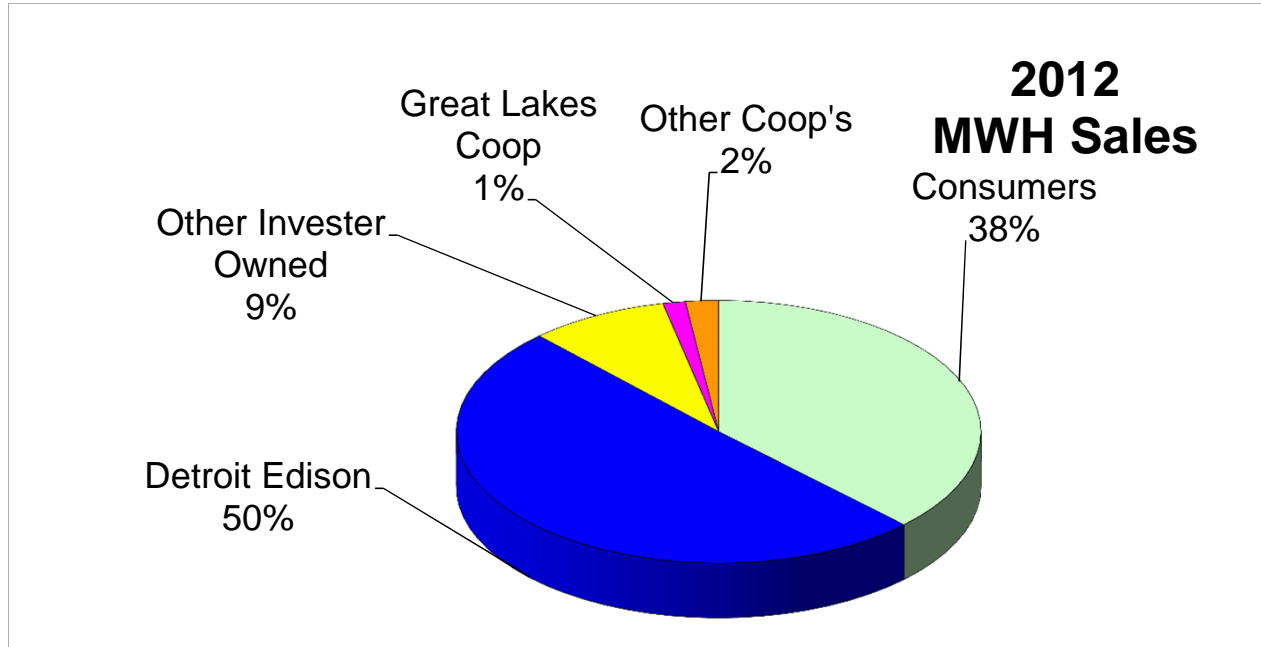
Note 1: Includes Edison Sault Legacy Territory



2012 MICHIGAN ELECTRIC SALES DATA
ULTIMATE CUSTOMER

UTILITY	REVENUES \$				TOTAL ULTIMATE	RESALE	TOTAL SALES
	RESIDENTIAL	COMMERCIAL	INDUSTRIAL	OTHER			
Investor Owned							
ALPENA POWER	11,699,807	12,073,344	8,972,153	21,297	32,766,601	0	32,766,601
CONSUMERS ENERGY	1,769,253,629	1,257,694,740	806,905,708	38,116,578	3,871,970,655	87,405,216	3,959,375,871
DETROIT EDISON	2,288,835,777	1,820,163,761	750,527,205	59,046,583	4,918,573,326	160,783,329	5,079,356,655
AMERICAN ELECTRIC POWER (I&M)	117,523,060	74,852,074	61,517,393	1,426,349	255,318,876	36,882,273	292,201,149
NORTHERN STATES POWER d/b/a XCEL ENERGY	5,889,281	5,020,454	2,087,327	265,791	13,262,853	980,042	14,242,895
UPPER PEN. PWR	50,872,881	34,824,544	17,492,191	1,466,495	104,656,111	1,879,335	106,535,446
WISC ELEC POWER CO	26,534,350	21,176,763	137,796,367	556,891	186,064,371	37,611,847	223,676,218
WISC PUB SERV CO	6,648,540	2,640,952	11,421,393	111,005	20,821,890	24,949,521	45,771,411
TOTAL IOU	4,277,257,325	3,228,446,632	1,796,719,737	101,010,989	9,403,434,683	350,491,563	9,753,926,246
Cooperatives							
ALGER DELTA	9,757,047	2,861,109	0	60,651	12,678,807	0	12,678,807
CHERRYLAND	35,147,815	9,724,211	2,590,986	738,178	48,201,190	0	48,201,190
CLOVERLAND (see Note 1)	31,178,483	16,666,148	30,434,153	1,672,698	79,951,482	1,209,174	81,160,656
GREAT LAKES	118,275,034	21,908,005	35,154,066	0	175,337,105	0	175,337,105
MIDWEST	44,518,911	18,248,053	8,949,615	0	71,716,579	0	71,716,579
ONTONAGON	4,553,809	903,687	0	33,928	5,491,424	0	5,491,424
PRESQUE ISLE	25,256,860	5,818,976	1,486,883	657,511	33,220,230	387,400	33,607,630
THUMB	14,550,640	2,925,464	0	0	17,476,104	0	17,476,104
TRI-COUNTY	29,596,283	8,386,100	3,991,609	578,946	42,552,938	0	42,552,938
TOTAL COOP	312,834,882	87,441,753	82,607,312	3,741,912	486,625,859	1,596,574	488,222,433
TOTAL MICHIGAN	4,590,092,207	3,315,888,385	1,879,327,049	104,752,901	9,890,060,542	352,088,137	10,242,148,679

Note 1: Includes Edison Sault Legacy Territory



2012 MICHIGAN ELECTRIC SALES DATA
ULTIMATE CUSTOMER

UTILITY	SALES MWH				TOTAL ULTIMATE	RESALE	TOTAL SALES
	RESIDENTIAL	COMMERCIAL	INDUSTRIAL	OTHER			
Investor Owned							
ALPENA POWER	87,480	102,205	148,287	888	338,860	0	338,860
CONSUMERS ENERGY	12,901,196	10,950,141	9,685,257	219,670	33,756,264	2,058,228	35,814,492
DETROIT EDISON	15,666,032	16,825,242	9,995,798	285,612	42,772,684	2,797,559	45,570,243
AMERICAN ELECTRIC POWER (I&M)	1,217,370	818,042	801,640	11,182	2,848,234	623,897	3,472,131
NORTHERN STATES POWER d/b/a XCEL ENERGY	54,271	53,494	30,417	1,787	139,969	13,686	153,655
UPPER PEN. PWR	262,628	241,257	328,429	5,163	837,477	21,351	858,828
WISC ELEC POWER CO	162,799	152,282	2,232,172	2,283	2,549,536	581,065	3,130,601
WISC PUB SERV CO	65,761	26,132	192,797	757	285,447	474,303	759,750
TOTAL IOU	30,417,537	29,168,795	23,414,797	527,342	83,528,471	6,570,089	90,098,560
Cooperatives							
ALGER DELTA	45,744	18,427	0	312	64,482	0	64,482
CHERRYLAND	255,874	84,017	31,184	6,202	377,277	0	377,277
CLOVERLAND (see Note 1)	277,224	148,166	361,705	16,868	803,963	19,445	823,408
GREAT LAKES	785,358	170,694	415,703	0	1,371,754	0	1,371,754
MIDWEST	347,006	161,690	108,629	0	617,325	0	617,325
ONTONAGON	20,172	4,981	0	177	25,330	0	25,330
PRESQUE ISLE	161,850	50,147	15,415	5,133	232,545	0	232,545
THUMB	128,883	29,710	0	0	158,593	0	158,593
TRI-COUNTY	218,752	64,717	42,360	4,417	330,246	0	330,246
TOTAL COOP	2,240,862	732,549	974,997	33,108	3,981,516	19,445	4,000,961
TOTAL MICHIGAN	32,658,399	29,901,344	24,389,794	560,450	87,509,987	6,589,534	94,099,521

Note 1: Includes Edison Sault Legacy Territory

**STATISTICAL DATA OF RETAIL SALES
ELECTRIC UTILITIES IN MICHIGAN**

YEAR ENDED DECEMBER 31, 2011

DATA FOR MICHIGAN BUSINESS ONLY

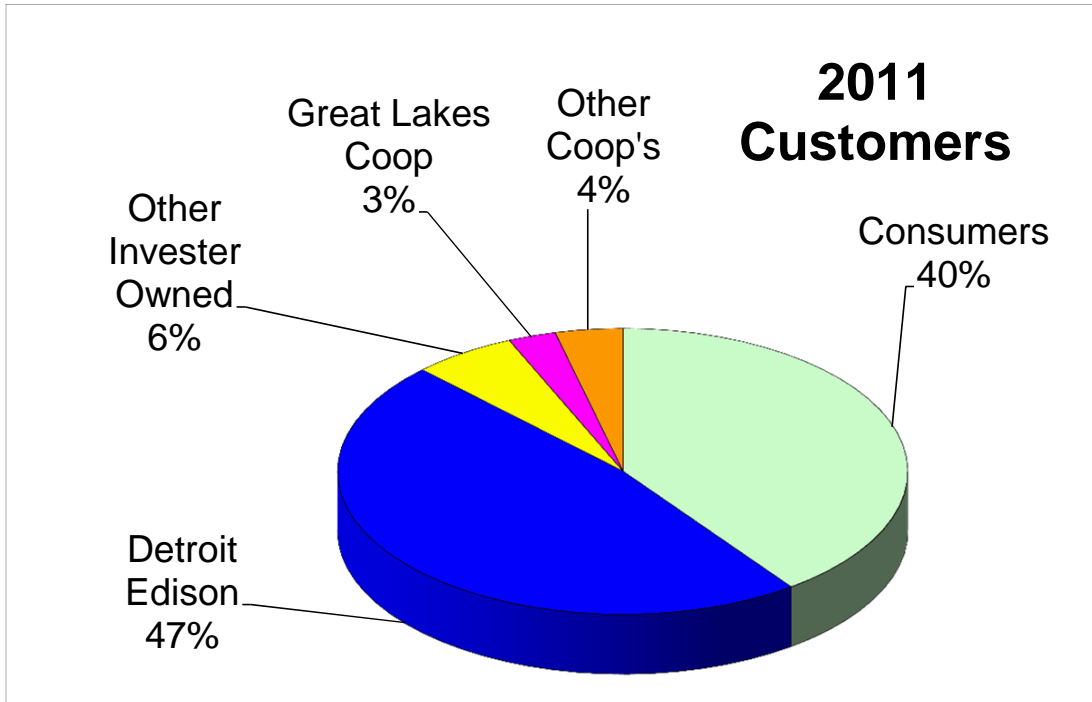
COMPANY	CUSTOMERS	REVENUE	MWH SALES
ALPENA POWER	17,625	33,360,750	322,286
CONSUMERS ENERGY	1,788,799	3,756,276,029	33,602,986
DETROIT EDISON	2,120,262	4,468,789,635	42,760,234
AMERICAN ELECTRIC POWER (I&M)	127,847	233,565,012	2,859,063
NO. STATES PWR dba XCEL ENERGY	9,055	12,855,520	142,251
UPPER PENINSULA POWER	51,903	102,522,541	806,798
WISCONSIN ELECTRIC POWER	27,508	203,219,244	2,935,546
WISCONSIN PUBLIC SERVICE	8,938	20,505,309	286,471
TOTAL INVESTOR OWNED	4,151,937	8,831,094,040	83,715,635
ALGER DELTA	9,984	11,450,902	59,964
CHERRYLAND	33,274	43,731,278	375,072
CLOVERLAND (see Note 1)	42,133	83,363,005	802,933
GREAT LAKES	123,182	161,600,539	1,363,207
MIDWEST ENERGY	35,089	67,519,986	601,058
ONTONAGON	4,873	5,041,136	25,062
PRESQUE ISLE	33,174	31,484,391	239,300
THUMB	12,286	18,545,322	157,524
TRI-COUNTY	25,526	39,170,304	326,054
TOTAL COOPERATIVES	319,521	461,906,863	3,950,175
TOTAL COOPs & IOUs	4,471,458	9,293,000,903	87,665,810

Source of Information

Investor Owned : FERC Form 1 , page 301 line 12

Cooperative : REA Form 7 part R lines 10,11,12,19 & 9 or Part O

Note 1: Includes Edison Sault Legacy Territory

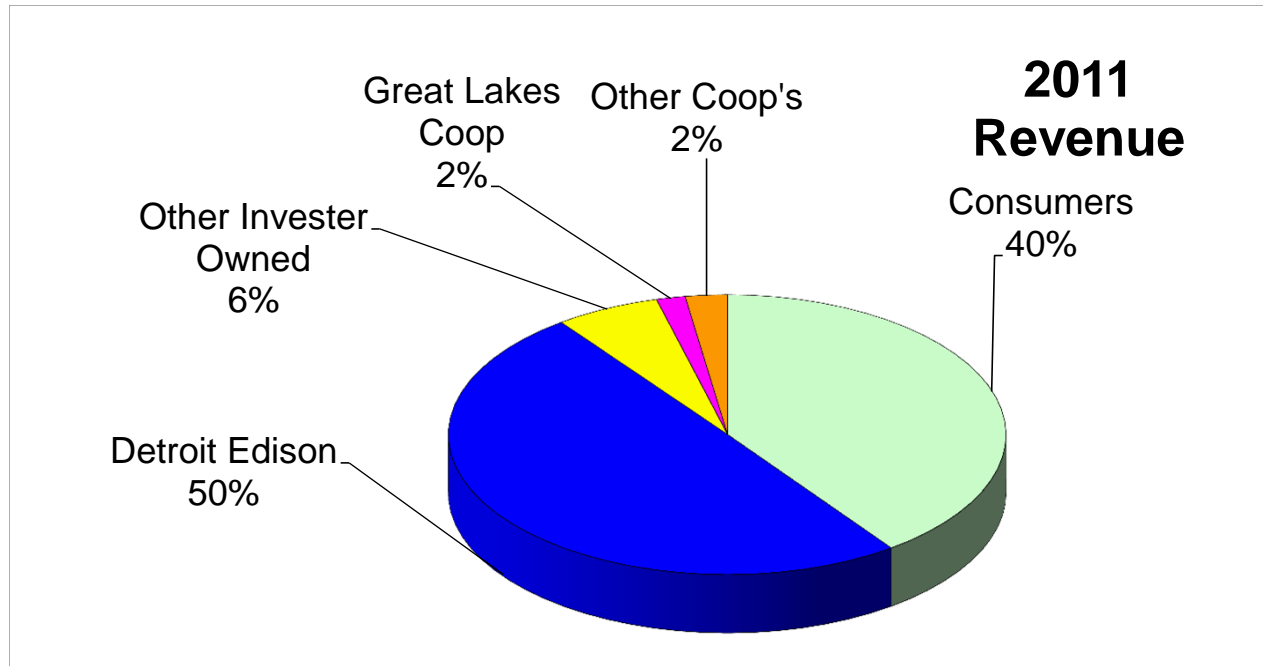


2011 MICHIGAN ELECTRIC SALES DATA
ULTIMATE CUSTOMER

CUSTOMERS

UTILITY	RESIDENTIAL	COMMERCIAL	INDUSTRIAL	OTHER	TOTAL	ULTIMATE	RESALE	TOTAL CUSTOMERS
Investor Owned								
ALPENA POWER	13,689	3,753	3	180	17,625	0		17,625
CONSUMERS ENERGY	1,571,319	207,490	8,691	1,299	1,788,799	1		1,788,800
DETROIT EDISON	1,922,760	194,850	819	1,833	2,120,262	3		2,120,265
AMERICAN ELECTRIC POWER (I&M)	109,164	17,369	986	328	127,847	5		127,852
NORTHERN STATES POWER d/b/a XCEL E	7,738	1,257	2	58	9,055	1		9,056
UPPER PEN. PWR	46,181	5,529	18	175	51,903	67		51,970
WISC ELEC POWER CO	24,432	2,987	10	79	27,508	12		27,520
WISC PUB SERV CO	7,995	879	42	22	8,938	35		8,973
TOTAL IOU	3,703,278	434,114	10,571	3,974	4,151,937	124		4,152,061
Cooperatives								
ALGER DELTA	9,439	519	0	26	9,984	0		9,984
CHERRYLAND	30,620	2,489	4	161	33,274	0		33,274
CLOVERLAND (see Note 1)	36,177	5,508	106	342	42,133	1		42,134
GREAT LAKES	112,452	10,423	307	0	123,182	0		123,182
MIDWEST	29,703	5,379	7	0	35,089	0		35,089
ONTONAGON	4,512	202	0	159	4,873	0		4,873
PRESQUE ISLE	30,881	1,919	4	370	33,174	0		33,174
THUMB	11,364	922	0	0	12,286	0		12,286
TRI-COUNTY	22,348	3,020	4	154	25,526	0		25,526
TOTAL COOP	287,496	30,381	432	1,212	319,521	1		319,522
TOTAL MICHIGAN	3,990,774	464,495	11,003	5,186	4,471,458	125		4,471,583

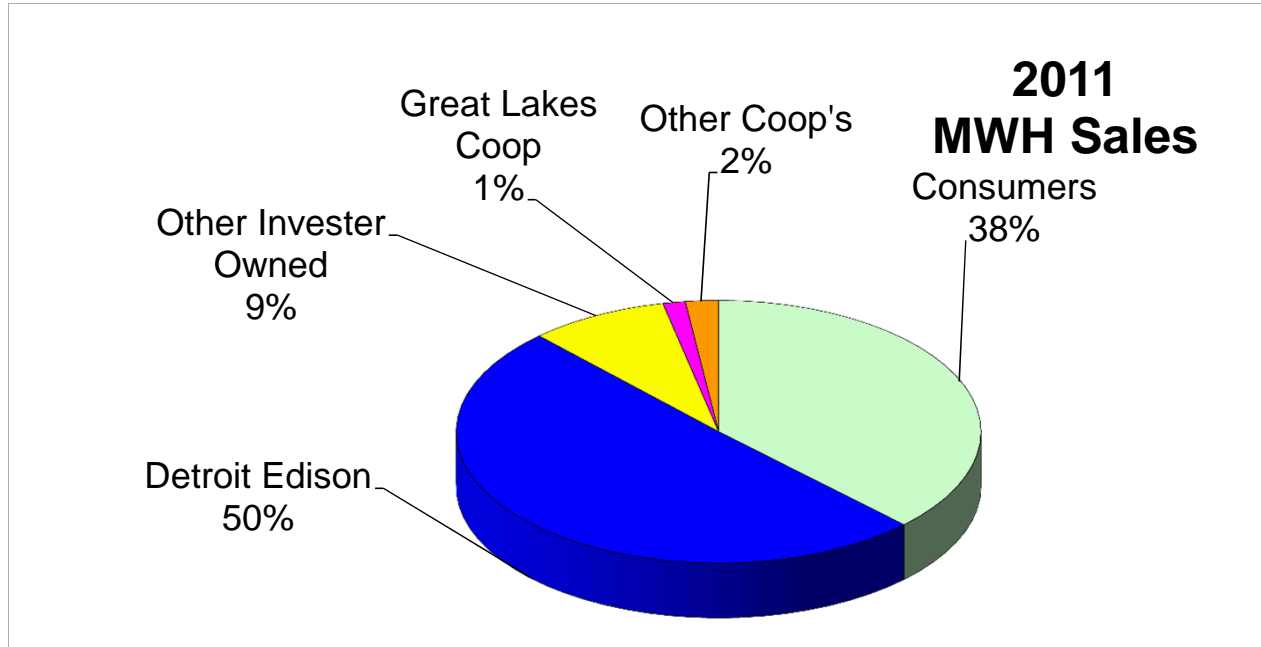
Note 1: Includes Edison Sault Legacy Territory



2011 MICHIGAN ELECTRIC SALES DATA
ULTIMATE CUSTOMER

UTILITY	REVENUES \$				TOTAL ULTIMATE	RESALE	TOTAL SALES
	RESIDENTIAL	COMMERCIAL	INDUSTRIAL	OTHER			
Investor Owned							
ALPENA POWER	12,324,625	12,558,731	8,455,313	22,081	33,360,750	0	33,360,750
CONSUMERS ENERGY	1,729,024,437	1,210,425,073	776,402,211	40,424,308	3,756,276,029	111,611,767	3,867,887,796
DETROIT EDISON	2,117,503,440	1,628,416,512	660,769,356	62,100,327	4,468,789,635	296,977,291	4,765,766,926
AMERICAN ELECTRIC POWER (I&M)	106,714,162	69,016,072	56,230,156	1,604,622	233,565,012	37,280,639	270,845,651
NORTHERN STATES POWER d/b/a XCEL ENERGY	5,618,413	4,854,140	2,053,245	329,722	12,855,520	882,339	13,737,859
UPPER PEN. PWR	49,370,940	34,913,909	16,821,482	1,416,210	102,522,541	5,322,420	107,844,961
WISC ELEC POWER CO	25,998,601	20,482,710	156,185,889	552,044	203,219,244	42,018,601	245,237,845
WISC PUB SERV CO	6,671,460	2,625,990	11,098,724	109,135	20,505,309	24,973,802	45,479,111
TOTAL IOU	4,053,226,078	2,983,293,137	1,688,016,376	106,558,449	8,831,094,040	519,066,859	9,350,160,899
Cooperatives							
ALGER DELTA	9,300,203	2,093,021	0	57,678	11,450,902	0	11,450,902
CHERRYLAND	32,112,192	8,762,247	2,188,169	668,670	43,731,278	0	43,731,278
CLOVERLAND (see Note 1)	33,622,126	17,002,213	31,025,087	1,713,579	83,363,005	1,333,159	84,696,164
GREAT LAKES	109,596,512	20,436,114	31,567,913	0	161,600,539	0	161,600,539
MIDWEST	42,923,793	16,233,775	8,362,418	0	67,519,986	0	67,519,986
ONTONAGON	4,182,216	828,199	0	30,721	5,041,136	0	5,041,136
PRESQUE ISLE	24,078,467	5,472,701	1,308,332	624,891	31,484,391	-71,184	31,413,207
THUMB	15,593,328	2,951,994	0	0	18,545,322	0	18,545,322
TRI-COUNTY	27,792,351	7,462,642	3,385,864	529,447	39,170,304	0	39,170,304
TOTAL COOP	299,201,188	81,242,906	77,837,783	3,624,986	461,906,863	1,261,975	463,168,838
TOTAL MICHIGAN	4,352,427,266	3,064,536,043	1,765,854,159	110,183,435	9,293,000,903	520,328,834	9,813,329,737

Note 1: Includes Edison Sault Legacy Territory



2011 MICHIGAN ELECTRIC SALES DATA
ULTIMATE CUSTOMER

UTILITY	SALES MWH				TOTAL ULTIMATE	RESALE	TOTAL SALES
	RESIDENTIAL	COMMERCIAL	INDUSTRIAL	OTHER			
Investor Owned							
ALPENA POWER	87,533	103,369	131,296	88	322,286	0	322,286
CONSUMERS ENERGY	12,931,530	10,903,269	9,544,046	224,141	33,602,986	1,680,599	35,283,585
DETROIT EDISON	15,907,355	16,773,377	9,743,802	335,700	42,760,234	6,312,418	49,072,652
AMERICAN ELECTRIC POWER (I&M)	1,247,602	804,630	795,562	11,269	2,859,063	611,721	3,470,784
NORTHERN STATES POWER d/b/a XCEL ENERGY	55,359	53,686	31,390	1,816	142,251	13,566	155,817
UPPER PEN. PWR	269,136	244,217	288,160	5,285	806,798	63,980	870,778
WISC ELEC POWER CO	165,452	151,619	2,616,050	2,425	2,935,546	628,079	3,563,625
WISC PUB SERV CO	66,742	26,250	192,738	741	286,471	491,171	777,642
TOTAL IOU	30,730,709	29,060,417	23,343,044	581,465	83,715,635	9,801,534	93,517,169
Cooperatives							
ALGER DELTA	45,919	13,732	0	312	59,964	0	59,964
CHERRYLAND	257,086	82,689	29,123	6,175	375,072	0	375,072
CLOVERLAND (see Note 1)	289,682	146,345	349,543	17,364	802,933	19,991	822,924
GREAT LAKES	792,553	168,111	402,544	0	1,363,207	0	1,363,207
MIDWEST	349,588	145,911	105,560	0	601,058	0	601,058
ONTONAGON	20,143	4,740	0	178	25,062	0	25,062
PRESQUE ISLE	168,956	50,274	14,870	5,200	239,300	0	239,300
THUMB	130,336	27,188	0	0	157,524	0	157,524
TRI-COUNTY	220,639	58,923	42,125	4,367	326,054	0	326,054
TOTAL COOP	2,274,902	697,913	943,764	33,596	3,950,175	19,991	3,970,165
TOTAL MICHIGAN	33,005,611	29,758,330	24,286,808	615,061	87,665,810	9,821,525	97,487,334

Note 1: Includes Edison Sault Legacy Territory

**STATISTICAL DATA OF TOTAL SALES
ELECTRIC UTILITIES IN MICHIGAN**

YEAR ENDED DECEMBER 31, 2010

DATA FOR MICHIGAN BUSINESS ONLY

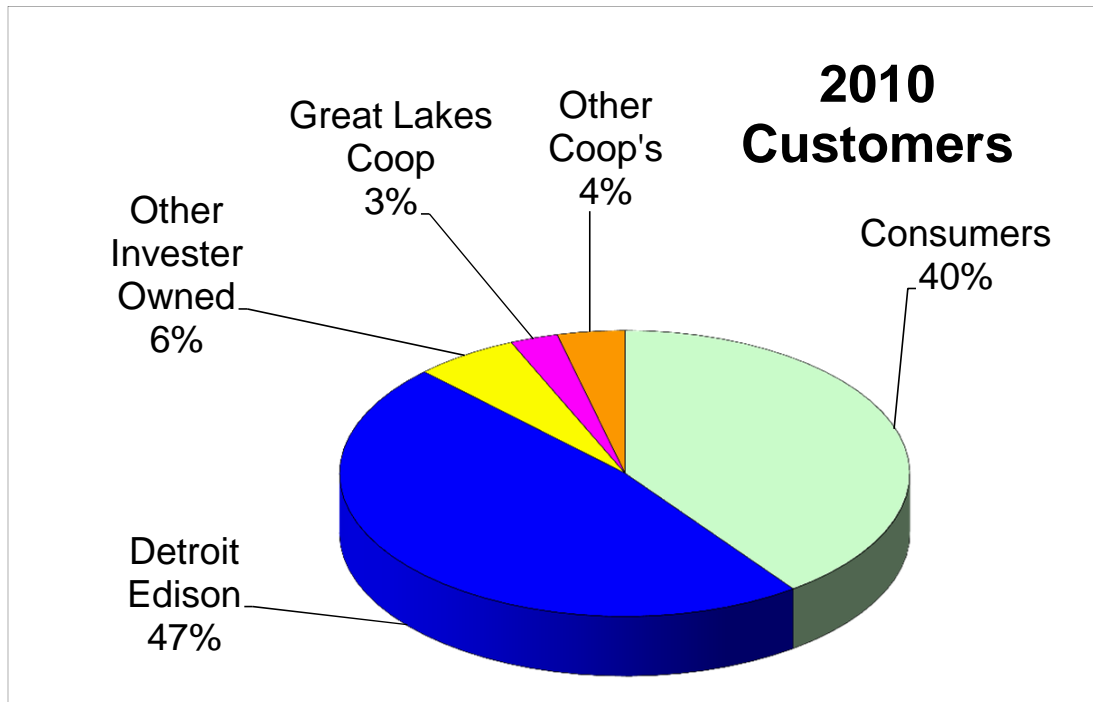
COMPANY	CUSTOMERS	REVENUE	MWH SALES
ALPENA POWER	17,650	32,449,601	328,809
CONSUMERS ENERGY	1,788,636	3,783,204,180	35,008,853
DETROIT EDISON	2,119,752	4,578,714,308	50,577,320
EDISON SAULT ELECTRIC (see Note 1)	22,804	65,017,554	848,779
AMERICAN ELECTRIC POWER (I&M)	127,936	261,439,739	3,570,016
NO. STATES PWR dba XCEL ENERGY	9,443	12,761,560	154,273
UPPER PENINSULA POWER	51,920	113,863,514	1,078,621
WISCONSIN ELECTRIC	27,560	222,952,917	3,524,661
WISCONSIN PUBLIC SERVICE	8,982	48,355,011	883,145
TOTAL INVESTOR OWNED	4,174,683	9,118,758,384	95,974,477
ALGER DELTA	10,015	11,240,438	58,259
CHERRYLAND	33,132	40,054,411	363,282
CLOVERLAND (see Note 1)	18,858	21,936,319	214,103
GREAT LAKES	123,118	152,037,382	1,339,625
MIDWEST ENERGY	35,007	65,089,969	604,429
ONTONAGON	4,853	5,102,723	24,554
PRESQUE ISLE	33,383	29,553,946	237,096
THUMB	12,268	18,063,544	152,966
TRI-COUNTY	25,517	37,492,206	320,625
TOTAL COOPERATIVES	296,151	380,570,938	3,314,939
TOTAL COOPs & IOUs	4,470,834	9,499,329,322	99,289,416

Source of Information

Investor Owned : FERC Form 1 , page 301 line 12

Cooperative : RUS Form 7 part R lines 10,11,12,19 & 9 or Part O

Note 1: Data for 2010 was unavailable for these companies as of the preparation of this document, so the numbers listed are from 2009

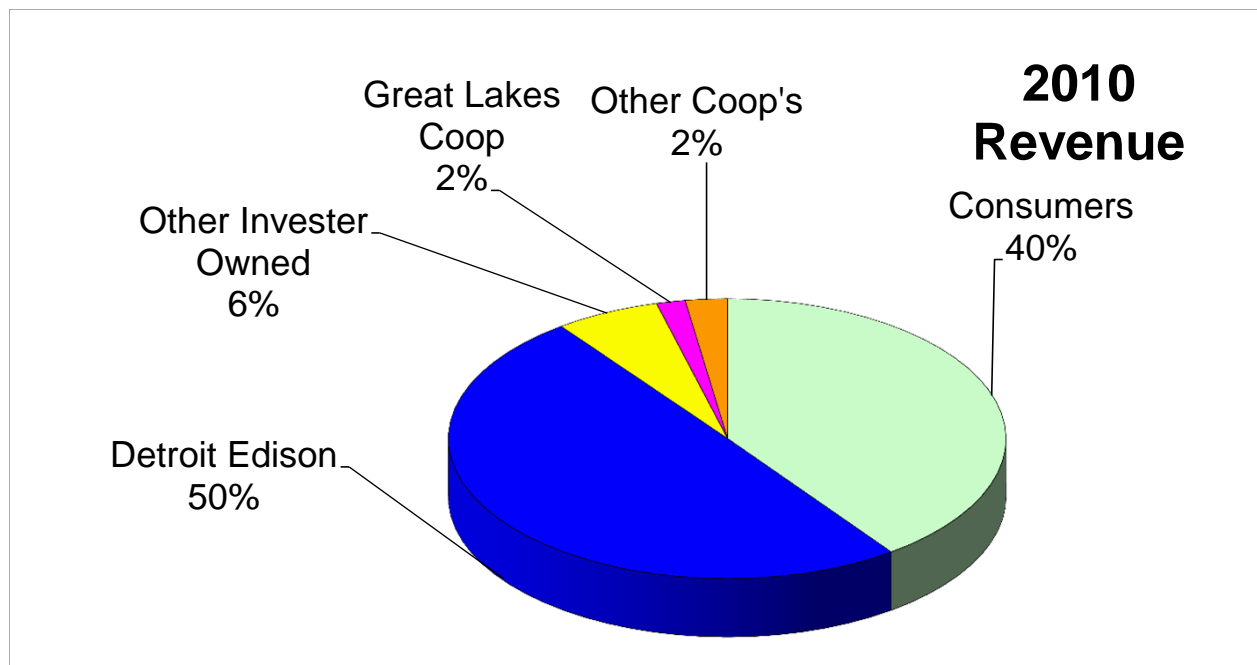


2010 MICHIGAN ELECTRIC SALES DATA
ULTIMATE CUSTOMER

CUSTOMERS

UTILITY	RESIDENTIAL	COMMERCIAL	INDUSTRIAL	OTHER	TOTAL	ULTIMATE	RESALE	TOTAL CUSTOMERS
Investor Owned								
ALPENA POWER	13,717	3,742	4	187	17,650	0		17,650
CONSUMERS ENERGY	1,569,183	209,464	8,702	1,286	1,788,635	1		1,788,636
DETROIT EDISON	1,922,753	194,286	839	1,869	2,119,747	5		2,119,752
EDISON SAULT (see Note 1)	19,068	3,688	5	42	22,803	1		22,804
AMERICAN ELECTRIC POWER (I&M)	109,362	17,243	985	341	127,931	5		127,936
NORTHERN STATES POWER d/b/a XCEL E	7,984	1,396	2	60	9,442	1		9,443
UPPER PEN. PWR	46,142	5,522	16	171	51,851	69		51,920
WISC ELEC POWER CO	24,441	3,015	11	80	27,547	13		27,560
WISC PUB SERV CO	8,011	874	41	21	8,947	35		8,982
TOTAL IOU	3,720,661	439,230	10,605	4,057	4,174,553	130		4,174,683
Cooperatives								
ALGER DELTA	9,469	523	0	23	10,015	0		10,015
CHERRYLAND	30,495	2,483	3	151	33,132	0		33,132
CLOVERLAND (see Note 1)	17,074	1,508	4	271	18,857	1		18,858
GREAT LAKES	112,398	10,418	302	0	123,118	0		123,118
MIDWEST	29,785	5,216	6	0	35,007	0		35,007
ONTONAGON	4,488	202	0	163	4,853	0		4,853
PRESQUE ISLE	31,107	1,899	5	372	33,383	0		33,383
THUMB	11,376	892	0	0	12,268	0		12,268
TRI-COUNTY	22,377	2,981	4	155	25,517	0		25,517
TOTAL COOP	268,569	26,122	324	1,135	296,150	1		296,151
TOTAL MICHIGAN	3,989,230	465,352	10,929	5,192	4,470,703	131		4,470,834

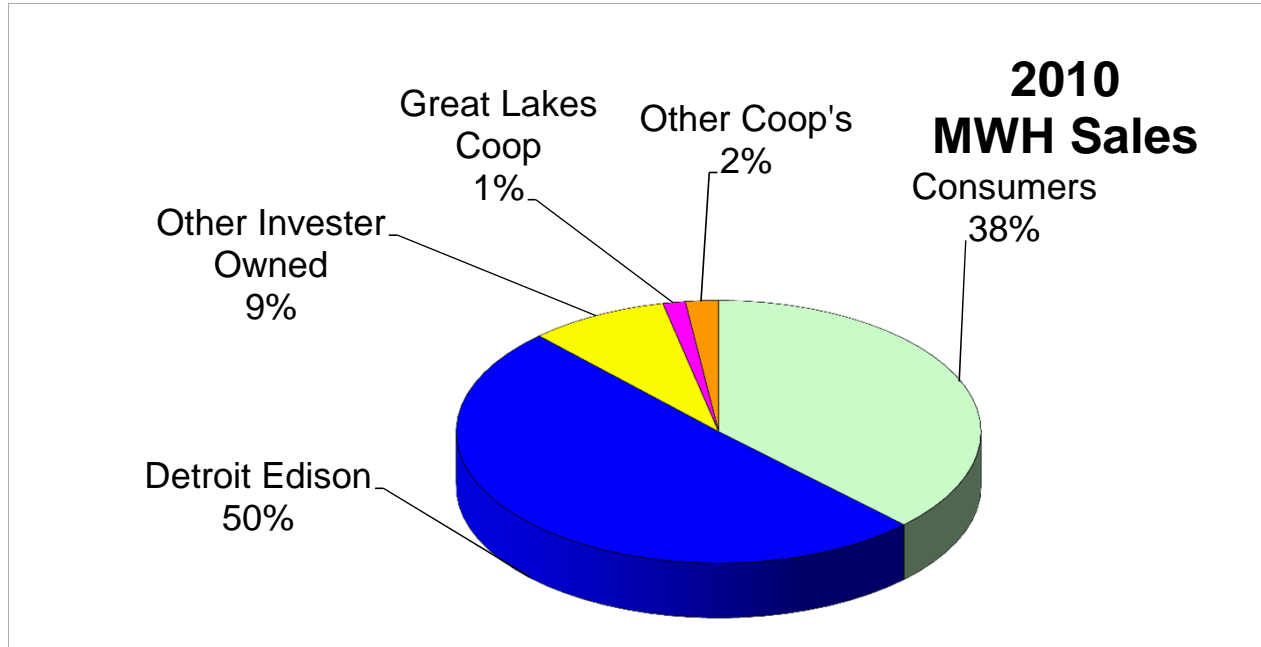
Note 1: Data for 2010 was unavailable for these companies as of the preparation of this document, so the numbers listed are from 2009



2010 MICHIGAN ELECTRIC SALES DATA
ULTIMATE CUSTOMER

UTILITY	REVENUES \$				TOTAL ULTIMATE	RESALE	TOTAL SALES
	RESIDENTIAL	COMMERCIAL	INDUSTRIAL	OTHER			
Investor Owned							
ALPENA POWER	12,024,412	12,019,244	8,383,483	22,462	32,449,601	0	32,449,601
CONSUMERS ENERGY	1,678,879,352	1,198,533,158	744,984,351	41,280,524	3,663,677,385	119,526,795	3,783,204,180
DETROIT EDISON	1,976,960,909	1,539,218,367	648,356,872	60,104,768	4,224,640,916	354,073,392	4,578,714,308
EDISON SAULT (see Note 1)	15,851,095	21,505,081	14,457,527	1,019,807	52,833,510	12,184,044	65,017,554
AMERICAN ELECTRIC POWER (I&M)	96,805,235	64,072,356	53,850,659	1,552,775	216,281,025	45,158,714	261,439,739
NORTHERN STATES POWER d/b/a XCEL ENERGY	5,203,094	4,580,208	1,975,104	176,314	11,934,720	826,840	12,761,560
UPPER PEN. PWR	45,756,535	33,480,685	17,373,777	1,343,775	97,954,772	15,908,742	113,863,514
WISC ELEC POWER CO	24,041,238	18,522,738	140,765,148	511,462	183,840,586	39,112,331	222,952,917
WISC PUB SERV CO	6,378,898	2,464,912	10,100,958	109,881	19,054,649	29,300,362	48,355,011
TOTAL IOU	3,861,900,768	2,894,396,749	1,640,247,879	106,121,768	8,502,667,164	616,091,220	9,118,758,384
Cooperatives							
ALGER DELTA	9,178,797	2,003,603	0	58,038	11,240,438	0	11,240,438
CHERRYLAND	29,286,409	8,213,107	1,960,463	594,432	40,054,411	0	40,054,411
CLOVERLAND (see Note 1)	14,277,891	3,764,859	1,916,134	765,832	20,724,716	1,211,603	21,936,319
GREAT LAKES	102,517,694	20,086,416	29,433,272	0	152,037,382	0	152,037,382
MIDWEST	41,013,647	16,042,818	8,033,504	0	65,089,969	0	65,089,969
ONTONAGON	4,272,581	794,078	0	36,064	5,102,723	0	5,102,723
PRESQUE ISLE	22,574,129	5,231,182	1,341,677	608,638	29,755,626	-201,680	29,553,946
THUMB	15,174,662	2,888,882	0	0	18,063,544	0	18,063,544
TRI-COUNTY	26,657,819	7,108,266	3,222,874	503,247	37,492,206	0	37,492,206
TOTAL COOP	264,953,629	66,133,211	45,907,924	2,566,251	379,561,015	1,009,923	380,570,938
TOTAL MICHIGAN	4,126,854,397	2,960,529,960	1,686,155,803	108,688,019	8,882,228,179	617,101,143	9,499,329,322

Note 1: Data for 2010 was unavailable for these companies as of the preparation of this document, so the numbers listed are from 2009



2010 MICHIGAN ELECTRIC SALES DATA
ULTIMATE CUSTOMER

UTILITY	SALES MWH				TOTAL ULTIMATE	RESALE	TOTAL SALES
	RESIDENTIAL	COMMERCIAL	INDUSTRIAL	OTHER			
Investor Owned							
ALPENA POWER	88,971	103,665	136,081	92	328,809	0	328,809
CONSUMERS ENERGY	12,968,152	11,025,733	9,061,124	235,111	33,290,120	1,718,733	35,008,853
DETROIT EDISON	15,726,131	16,565,482	10,199,322	340,274	42,831,209	7,746,111	50,577,320
EDISON SAULT (see Note 1)	173,613	228,419	208,005	52,846	662,883	185,896	848,779
AMERICAN ELECTRIC POWER (I&M)	1,277,157	815,621	851,527	11,507	2,955,812	614,204	3,570,016
NORTHERN STATES POWER d/b/a XCEL ENERGY	54,221	54,251	30,009	1,804	140,285	13,988	154,273
UPPER PEN. PWR	267,403	241,458	283,730	5,504	798,095	280,526	1,078,621
WISC ELEC POWER CO	166,226	148,519	2,516,131	2,478	2,833,354	691,307	3,524,661
WISC PUB SERV CO	65,902	25,383	185,758	746	277,789	605,356	883,145
TOTAL IOU	30,787,776	29,208,531	23,471,687	650,362	84,118,356	11,856,121	95,974,477
Cooperatives							
ALGER DELTA	45,568	12,395	0	296	58,259	0	58,259
CHERRYLAND	248,349	82,551	26,570	5,811	363,282	0	363,282
CLOVERLAND (see Note 1)	122,814	36,594	25,128	10,037	194,573	19,530	214,103
GREAT LAKES	776,101	170,006	393,519	0	1,339,625	0	1,339,625
MIDWEST	348,603	149,421	106,405	0	604,429	0	604,429
ONTONAGON	19,853	4,508	0	193	24,554	0	24,554
PRESQUE ISLE	166,851	49,574	15,452	5,219	237,096	0	237,096
THUMB	126,757	26,209	0	0	152,966	0	152,966
TRI-COUNTY	215,938	58,296	42,231	4,160	320,625	0	320,625
TOTAL COOP	2,070,833	589,554	609,305	25,717	3,295,409	19,530	3,314,939
TOTAL MICHIGAN	32,858,609	29,798,085	24,080,992	676,079	87,413,765	11,875,651	99,289,416

Note 1: Data for 2010 was unavailable for these companies as of the preparation of this document, so the numbers listed are from 2009

**STATISTICAL DATA OF TOTAL SALES
ELECTRIC UTILITIES IN MICHIGAN**

YEAR ENDED DECEMBER 31, 2009

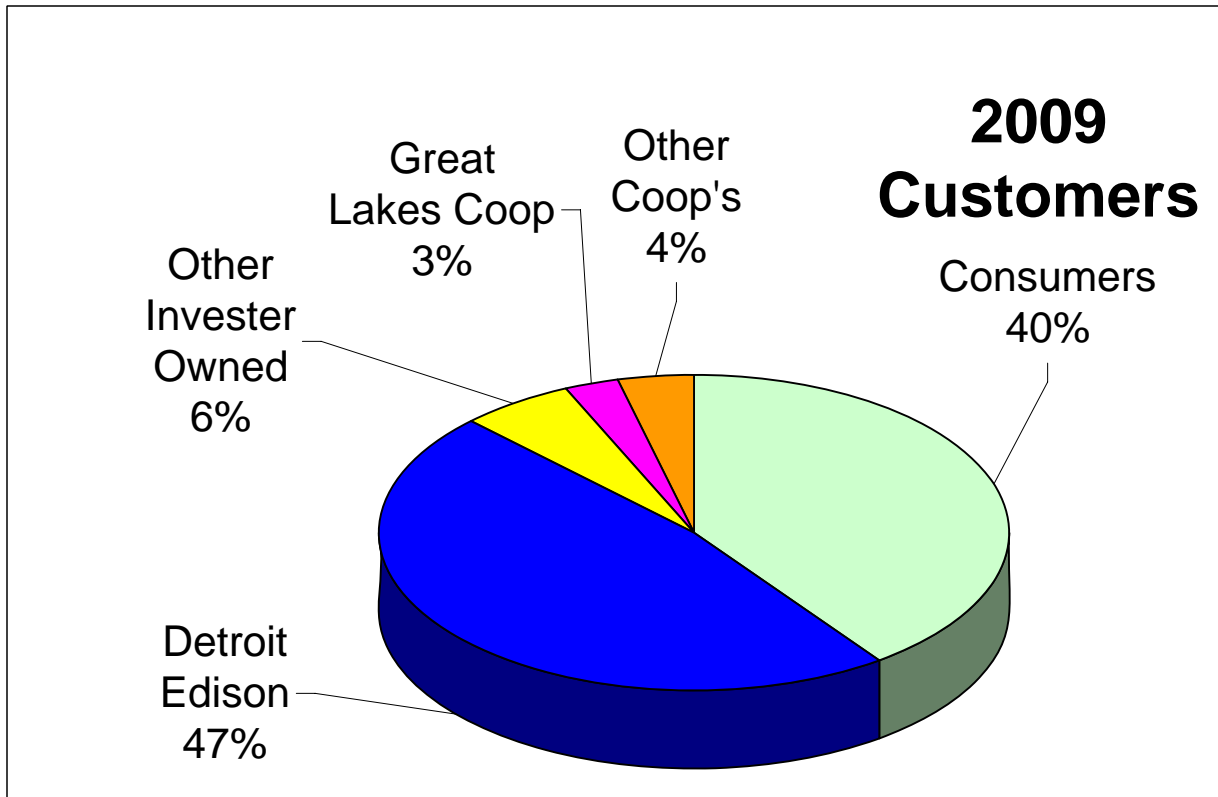
DATA FOR MICHIGAN BUSINESS ONLY

COMPANY	CUSTOMERS	REVENUE	MWH SALES
ALPENA POWER	17,725	29,601,071	314,563
CONSUMERS ENERGY	1,787,255	3,397,973,753	34,719,252
DETROIT EDISON	2,133,006	4,424,982,913	51,132,499
EDISON SAULT ELECTRIC	22,804	65,017,554	848,779
AMERICAN ELECTRIC POWER (I&M)	127,824	228,951,545	3,383,155
NO. STATES PWR dba XCEL ENERGY	9,552	12,304,609	148,675
UPPER PENINSULA POWER	51,937	114,935,356	1,190,205
WISCONSIN ELECTRIC	27,512	167,779,250	2,928,629
WISCONSIN PUBLIC SERVICE	8,988	62,476,313	1,115,168
TOTAL INVESTOR OWNED	4,186,603	8,504,022,364	95,780,925
ALGER DELTA	10,015	10,314,468	58,452
CHERRYLAND	32,940	37,736,156	355,094
CLOVERLAND	18,858	21,936,319	214,103
GREAT LAKES	122,808	148,200,061	1,316,814
MIDWEST ENERGY	34,942	61,109,457	592,196
ONTONAGON	4,820	4,939,293	24,671
PRESQUE ISLE	33,384	28,637,993	234,713
THUMB	12,242	16,315,833	147,321
TRI-COUNTY	25,486	35,415,528	301,466
TOTAL COOPERATIVES	295,495	364,605,108	3,244,830
TOTAL COOPs & IOUs	4,482,098	8,868,627,472	99,025,755

Source of Information

Investor Owned : FERC Form 1 , page 301 line 12

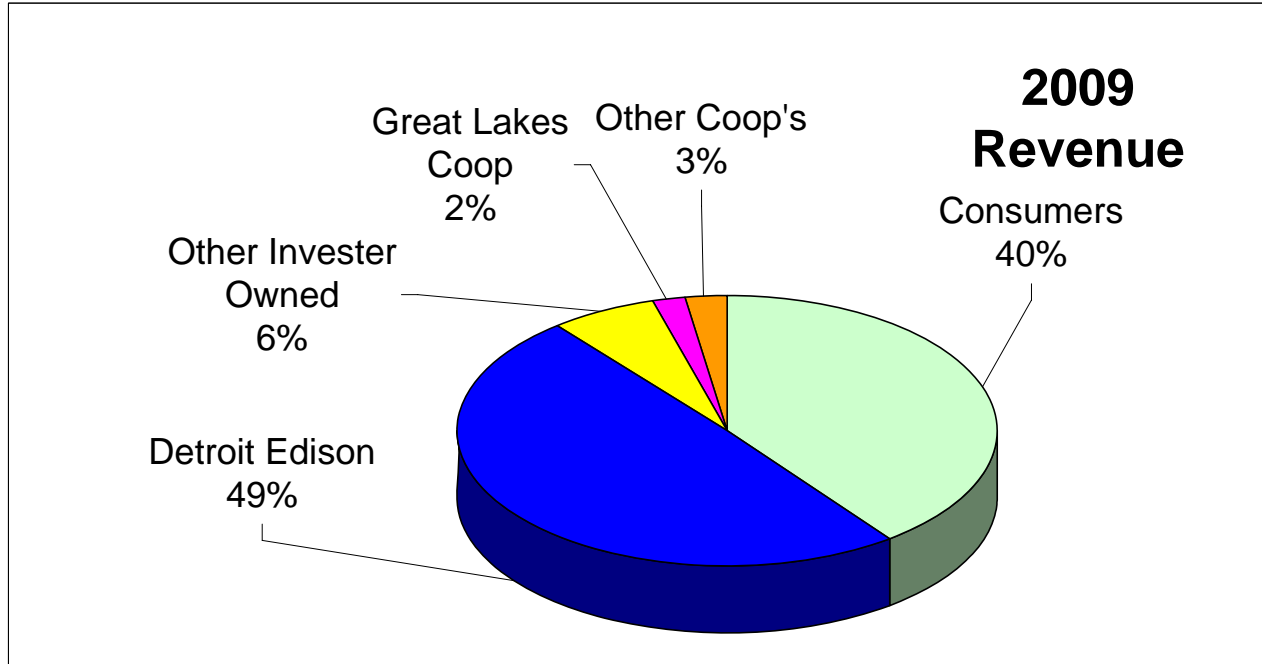
Cooperative : RUS Form 7 part R lines 10,11,12,19 & 9 or Part O



2009 MICHIGAN ELECTRIC SALES DATA
ULTIMATE CUSTOMER

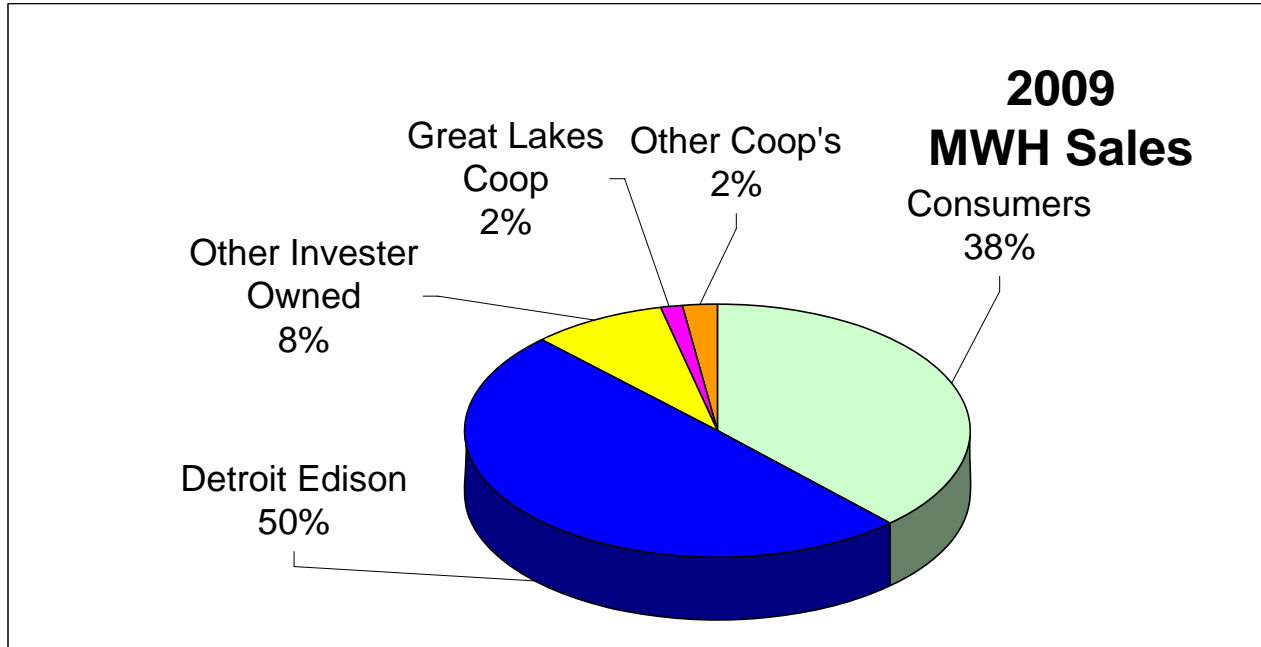
CUSTOMERS

UTILITY	RESIDENTIAL	COMMERCIAL	INDUSTRIAL	OTHER	TOTAL ULTIMATE	RESALE	TOTAL CUSTOMERS
Investor Owned							
ALPENA POWER	13,718	3,803	4	200	17,725	0	17,725
CONSUMERS ENERGY	1,566,980	210,223	8,770	1,281	1,787,254	1	1,787,255
DETROIT EDISON	1,932,344	197,728	995	1,934	2,133,001	5	2,133,006
EDISON SAULT	19,068	3,688	5	42	22,803	1	22,804
AMERICAN ELECTRIC POWER (I&M)	109,316	17,156	1,003	344	127,819	5	127,824
NORTHERN STATES POWER d/b/a XCEL	8,099	1,390	2	60	9,551	1	9,552
UPPER PEN. PWR	46,120	5,562	18	169	51,869	68	51,937
WISC ELEC POWER CO	24,375	3,034	11	80	27,500	12	27,512
WISC PUB SERV CO	8,024	871	42	21	8,958	30	8,988
TOTAL IOU	3,728,044	443,455	10,850	4,131	4,186,480	123	4,186,603
Cooperatives							
ALGER DELTA	9,465	527	0	23	10,015	0	10,015
CHERRYLAND	30,319	2,467	3	151	32,940	0	32,940
CLOVERLAND	17,074	1,508	4	271	18,857	1	18,858
GREAT LAKES	112,086	10,422	300	0	122,808	0	122,808
MIDWEST	29,880	5,056	6	0	34,942	0	34,942
ONTONAGON	4,453	203	0	164	4,820	0	4,820
PRESQUE ISLE	31,131	1,875	5	373	33,384	0	33,384
THUMB	11,379	863	0	0	12,242	0	12,242
TRI-COUNTY	22,362	2,964	4	156	25,486	0	25,486
TOTAL COOP	268,149	25,885	322	1,138	295,494	1	295,495
TOTAL MICHIGAN	3,996,193	469,340	11,172	5,269	4,481,974	124	4,482,098



2009 MICHIGAN ELECTRIC SALES DATA
ULTIMATE CUSTOMER

UTILITY	REVENUES \$				TOTAL ULTIMATE	RESALE	TOTAL SALES
	RESIDENTIAL	COMMERCIAL	INDUSTRIAL	OTHER			
Investor Owned							
ALPENA POWER	10,747,870	11,216,328	7,609,865	27,008	29,601,071	0	29,601,071
CONSUMERS ENERGY	1,450,014,228	1,094,055,338	705,170,097	35,860,736	3,285,100,399	112,873,354	3,397,973,753
DETROIT EDISON	1,753,735,885	1,616,964,111	687,474,474	56,631,726	4,114,806,196	310,176,717	4,424,982,913
EDISON SAULT	15,851,095	21,505,081	14,457,527	1,019,807	52,833,510	12,184,044	65,017,554
AMERICAN ELECTRIC POWER (I&M)	83,153,793	57,957,996	45,314,338	1,481,807	187,907,934	41,043,611	228,951,545
NORTHERN STATES POWER d/b/a XCEL ENERGY	5,323,304	4,048,661	1,944,861	267,467	11,584,293	720,316	12,304,609
UPPER PEN. PWR	43,046,429	32,081,032	18,433,728	1,251,329	94,812,518	20,122,838	114,935,356
WISC ELEC POWER CO	20,159,878	15,308,325	91,302,631	450,372	127,221,206	40,558,044	167,779,250
WISC PUB SERV CO	6,577,209	2,555,956	9,948,798	104,613	19,186,576	43,289,737	62,476,313
TOTAL IOU	3,388,609,691	2,855,692,828	1,581,656,319	97,094,865	7,923,053,703	580,968,661	8,504,022,364
Cooperatives							
ALGER DELTA	8,439,371	1,820,846	0	54,251	10,314,468	0	10,314,468
CHERRYLAND	27,604,144	7,767,793	1,798,021	566,198	37,736,156	0	37,736,156
CLOVERLAND	14,277,891	3,764,859	1,916,134	765,832	20,724,716	1,211,603	21,936,319
GREAT LAKES	99,651,398	19,934,595	28,614,068	0	148,200,061	0	148,200,061
MIDWEST	38,103,236	14,719,395	8,286,826	0	61,109,457	0	61,109,457
ONTONAGON	4,131,101	775,442	0	32,750	4,939,293	0	4,939,293
PRESQUE ISLE	20,861,656	4,991,266	1,323,328	1,461,743	28,637,993	0	28,637,993
THUMB	13,946,955	2,368,878	0	0	16,315,833	0	16,315,833
TRI-COUNTY	25,475,450	6,877,209	2,483,881	578,988	35,415,528	0	35,415,528
TOTAL COOP	252,491,202	63,020,283	44,422,258	3,459,762	363,393,505	1,211,603	364,605,108
TOTAL MICHIGAN	3,641,100,893	2,918,713,111	1,626,078,577	100,554,627	8,286,447,208	582,180,264	8,868,627,472



2009 MICHIGAN ELECTRIC SALES DATA
ULTIMATE CUSTOMER

UTILITY	SALES MWH				TOTAL ULTIMATE	RESALE	TOTAL SALES
	RESIDENTIAL	COMMERCIAL	INDUSTRIAL	OTHER			
Investor Owned							
ALPENA POWER	86,526	102,062	125,877	98	314,563	0	314,563
CONSUMERS ENERGY	12,385,603	11,211,404	9,290,367	227,559	33,114,933	1,604,319	34,719,252
DETROIT EDISON	14,625,206	18,190,402	9,932,275	378,819	43,126,702	8,005,797	51,132,499
EDISON SAULT	173,613	228,419	208,005	52,846	662,883	185,896	848,779
AMERICAN ELECTRIC POWER (I&M)	1,218,335	804,207	784,523	11,753	2,818,818	564,337	3,383,155
NORTHERN STATES POWER d/b/a XCEL ENERGY	55,423	48,017	28,915	2,561	134,916	13,759	148,675
UPPER PEN. PWR	271,520	239,917	319,061	5,653	836,151	354,054	1,190,205
WISC ELEC POWER CO	167,887	147,811	1,925,711	2,468	2,243,877	684,752	2,928,629
WISC PUB SERV CO	64,839	25,206	164,886	769	255,700	859,468	1,115,168
TOTAL IOU	29,048,952	30,997,445	22,779,620	682,526	83,508,543	12,272,382	95,780,925
Cooperatives							
ALGER DELTA	46,070	12,100	0	282	58,452	0	58,452
CHERRYLAND	243,534	80,274	25,613	5,673	355,094	0	355,094
CLOVERLAND	122,814	36,594	25,128	10,037	194,573	19,530	214,103
GREAT LAKES	766,826	169,599	380,389	0	1,316,814	0	1,316,814
MIDWEST	339,153	141,728	111,316	0	592,196	0	592,196
ONTONAGON	19,919	4,564	0	188	24,671	0	24,671
PRESQUE ISLE	163,102	49,268	16,601	5,742	234,713	0	234,713
THUMB	124,337	22,984	0	0	147,321	0	147,321
TRI-COUNTY	208,802	56,507	31,124	5,034	301,466	0	301,466
TOTAL COOP	2,034,557	573,618	590,169	26,956	3,225,300	19,530	3,244,830
TOTAL MICHIGAN	31,083,509	31,571,063	23,369,789	709,482	86,733,843	12,291,912	99,025,755

**STATISTICAL DATA OF TOTAL SALES
ELECTRIC UTILITIES IN MICHIGAN**

YEAR ENDED DECEMBER 31, 2008

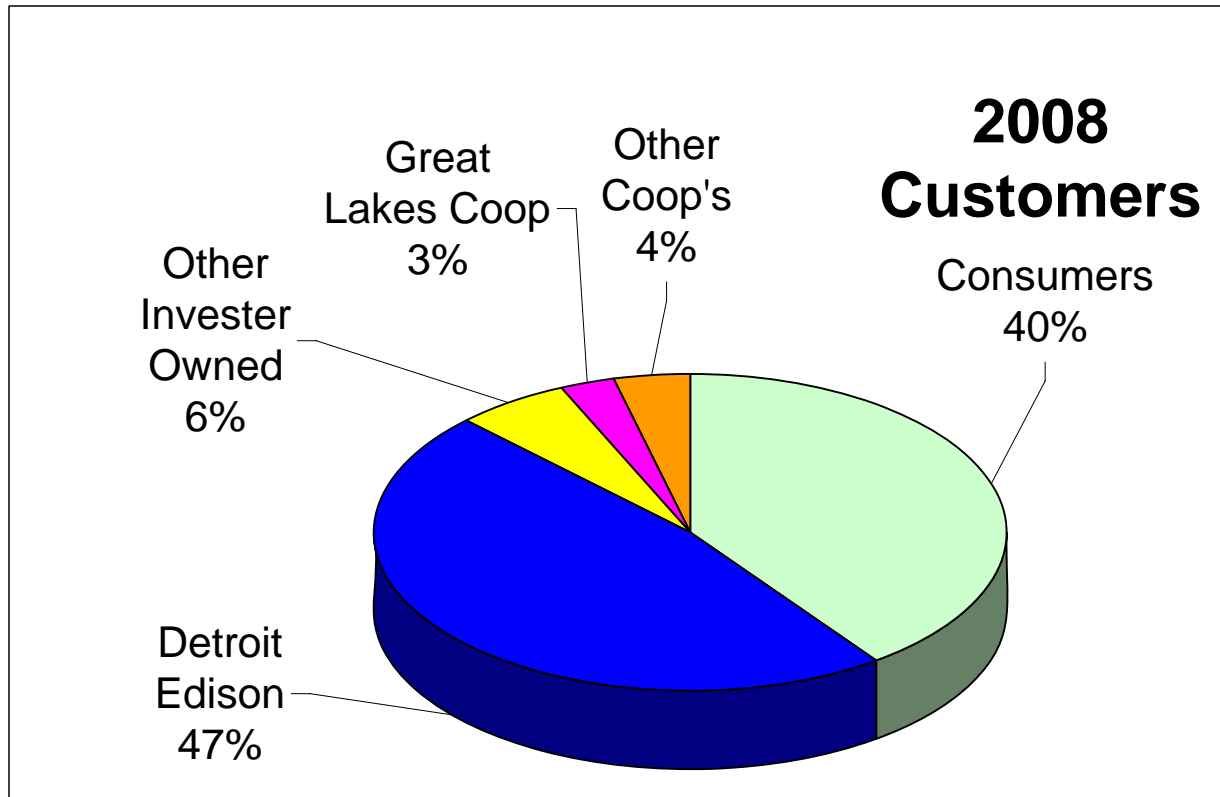
DATA FOR MICHIGAN BUSINESS ONLY

COMPANY	CUSTOMERS	REVENUE	MWH SALES
ALPENA POWER	17,736	29,509,169	329,888
CONSUMERS ENERGY	1,804,233	3,554,497,048	37,119,797
DETROIT EDISON	2,150,426	4,624,379,195	54,299,237
EDISON SAULT ELECTRIC	22,700	60,679,360	862,975
AMERICAN ELECTRIC POWER (I&M)	127,648	235,195,565	3,614,052
NO. STATES PWR dba XCEL ENERGY	9,513	12,341,654	151,739
UPPER PENINSULA POWER	51,891	117,755,234	1,151,075
WISCONSIN ELECTRIC	27,472	154,353,473	3,484,292
WISCONSIN PUBLIC SERVICE	9,001	66,386,852	1,197,412
TOTAL INVESTOR OWNED	4,220,620	8,855,097,550	102,210,467
ALGER DELTA	10,038	10,070,805	59,771
CHERRYLAND	33,419	36,576,110	356,217
CLOVERLAND	18,834	21,098,415	219,638
GREAT LAKES	122,108	142,791,351	1,315,696
MIDWEST ENERGY	34,903	57,358,865	585,901
ONTONAGON	4,813	4,952,799	24,779
PRESQUE ISLE	33,421	28,401,776	236,825
THUMB	12,244	16,532,683	151,801
TRI-COUNTY	25,430	34,254,099	314,168
TOTAL COOPERATIVES	295,210	352,036,903	3,264,795
TOTAL COOPs & IOUs	4,515,830	9,207,134,453	105,475,262

Source of Information

Investor Owned : FERC Form 1 , page 301 line 12

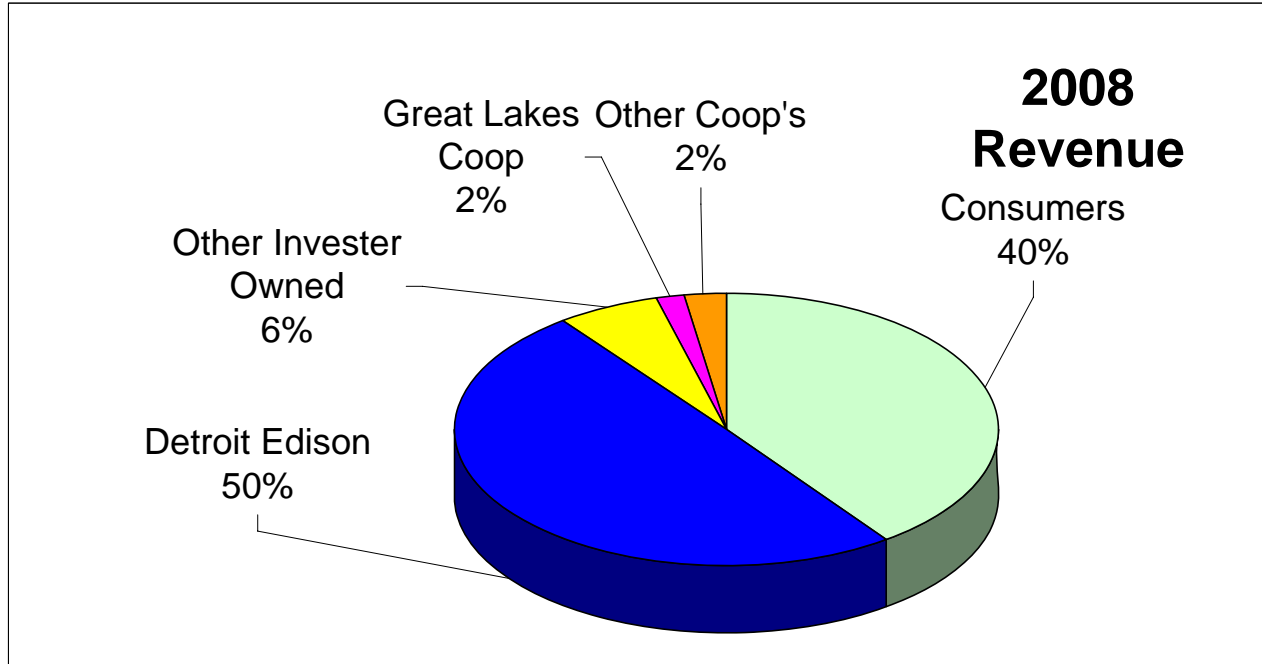
Cooperative : RUS Form 7 part R lines 10,11,12,19 & 9 or Part O



2008 MICHIGAN ELECTRIC SALES DATA
ULTIMATE CUSTOMER

CUSTOMERS

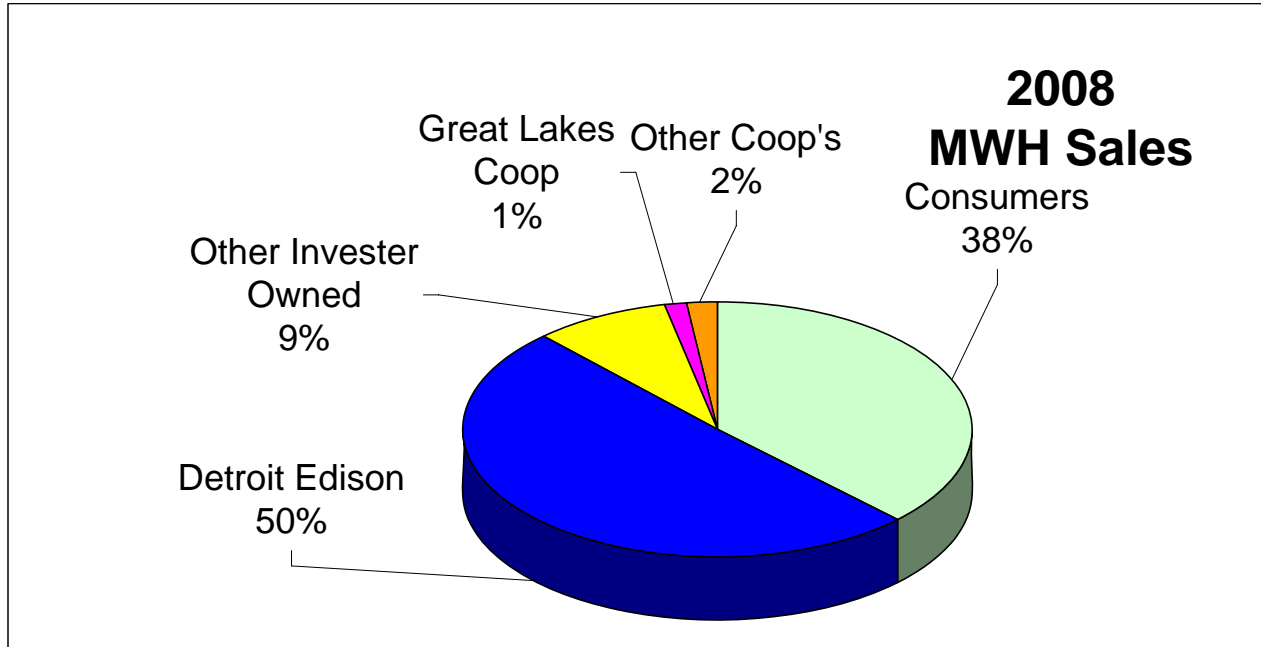
UTILITY	RESIDENTIAL	COMMERCIAL	INDUSTRIAL	OTHER	TOTAL ULTIMATE	RESALE	TOTAL CUSTOMERS
Investor Owned							
ALPENA POWER	13,720	3,812	4	200	17,736	0	17,736
CONSUMERS ENERGY	1,584,752	208,932	8,506	2,042	1,804,232	1	1,804,233
DETROIT EDISON	1,950,805	196,685	1,030	1,901	2,150,421	5	2,150,426
EDISON SAULT	18,972	3,681	5	41	22,699	1	22,700
AMERICAN ELECTRIC POWER (I&M)	109,225	17,059	1,016	348	127,648	0	127,648
NORTHERN STATES POWER d/b/a XCEL	8,063	1,387	2	60	9,512	1	9,513
UPPER PEN. PWR	46,066	5,570	17	173	51,826	65	51,891
WISC ELEC POWER CO	24,373	2,995	12	80	27,460	12	27,472
WISC PUB SERV CO	8,047	861	42	21	8,971	30	9,001
TOTAL IOU	3,764,023	440,982	10,634	4,866	4,220,505	115	4,220,620
Cooperatives							
ALGER DELTA	9,475	540	0	23	10,038	0	10,038
CHERRYLAND	30,810	2,455	3	151	33,419	0	33,419
CLOVERLAND	17,210	1,349	4	270	18,833	1	18,834
GREAT LAKES	111,452	10,380	276	0	122,108	0	122,108
MIDWEST	29,995	4,904	4	0	34,903	0	34,903
ONTONAGON	4,456	198	0	159	4,813	0	4,813
PRESQUE ISLE	31,189	1,852	5	375	33,421	0	33,421
THUMB	11,479	765	0	0	12,244	0	12,244
TRI-COUNTY	22,319	2,947	4	160	25,430	0	25,430
TOTAL COOP	268,385	25,390	296	1,138	295,209	1	295,210
TOTAL MICHIGAN	4,032,408	466,372	10,930	6,004	4,515,714	116	4,515,830



2008 MICHIGAN ELECTRIC SALES DATA
ULTIMATE CUSTOMER

REVENUES \$

UTILITY	RESIDENTIAL	COMMERCIAL	INDUSTRIAL	OTHER	TOTAL ULTIMATE	RESALE	TOTAL SALES
Investor Owned							
ALPENA POWER	10,161,853	10,938,544	8,383,003	25,769	29,509,169	0	29,509,169
CONSUMERS ENERGY	1,426,391,992	1,139,178,755	820,777,856	32,754,984	3,419,103,587	135,393,461	3,554,497,048
DETROIT EDISON	1,669,450,793	1,682,490,514	848,128,715	56,807,133	4,256,877,155	367,502,040	4,624,379,195
EDISON SAULT	14,614,400	20,859,430	13,329,320	860,669	49,663,819	11,015,541	60,679,360
AMERICAN ELECTRIC POWER (I&M)	81,187,453	57,391,282	50,425,333	1,475,357	190,479,425	44,716,140	235,195,565
NORTHERN STATES POWER d/b/a XCEL ENERGY	5,095,709	4,525,778	1,699,551	262,673	11,583,711	757,943	12,341,654
UPPER PEN. PWR	41,414,462	31,708,899	22,651,019	1,247,558	97,021,938	20,733,296	117,755,234
WISC ELEC POWER CO	17,115,138	13,365,475	87,828,552	406,616	118,715,781	35,637,692	154,353,473
WISC PUB SERV CO	6,908,628	2,831,064	11,806,413	114,959	21,661,064	44,725,788	66,386,852
TOTAL IOU	3,272,340,428	2,963,289,741	1,865,029,762	93,955,718	8,194,615,649	660,481,901	8,855,097,550
Cooperatives							
ALGER DELTA	8,373,051	1,643,352	0	54,402	10,070,805	0	10,070,805
CHERRYLAND	26,665,116	7,965,365	1,391,161	554,468	36,576,110	0	36,576,110
CLOVERLAND	13,350,304	3,675,485	2,039,783	930,505	19,996,077	1,102,338	21,098,415
GREAT LAKES	96,115,792	19,776,979	26,898,580	0	142,791,351	0	142,791,351
MIDWEST	37,076,118	14,399,984	5,882,763	0	57,358,865	0	57,358,865
ONTONAGON	4,053,991	865,633	0	33,175	4,952,799	0	4,952,799
PRESQUE ISLE	20,790,543	5,368,671	1,571,930	670,632	28,401,776	0	28,401,776
THUMB	13,932,822	2,599,861	0	0	16,532,683	0	16,532,683
TRI-COUNTY	23,955,415	6,752,044	2,982,952	563,688	34,254,099	0	34,254,099
TOTAL COOP	244,313,152	63,047,374	40,767,169	2,806,870	350,934,565	1,102,338	352,036,903
TOTAL MICHIGAN	3,516,653,580	3,026,337,115	1,905,796,931	96,762,588	8,545,550,214	661,584,239	9,207,134,453



2008 MICHIGAN ELECTRIC SALES DATA
ULTIMATE CUSTOMER

UTILITY	SALES MWH				TOTAL ULTIMATE	RESALE	TOTAL SALES
	RESIDENTIAL	COMMERCIAL	INDUSTRIAL	OTHER			
Investor Owned							
ALPENA POWER	88,964	109,784	131,042	98	329,888	0	329,888
CONSUMERS ENERGY	12,853,573	11,968,968	10,563,450	224,701	35,610,692	1,509,105	37,119,797
DETROIT EDISON	15,492,548	18,912,717	13,093,854	392,690	47,891,809	6,407,428	54,299,237
EDISON SAULT	171,067	236,540	211,280	54,058	672,945	190,030	862,975
AMERICAN ELECTRIC POWER (I&M)	1,262,366	838,723	922,898	12,070	3,036,057	577,995	3,614,052
NORTHERN STATES POWER d/b/a XCEL ENERGY	54,758	54,535	26,974	1,853	138,120	13,619	151,739
UPPER PEN. PWR	269,270	247,758	324,612	5,834	847,474	303,601	1,151,075
WISC ELEC POWER CO	169,892	157,150	2,500,728	2,506	2,830,276	654,016	3,484,292
WISC PUB SERV CO	65,914	27,401	194,082	789	288,186	909,226	1,197,412
TOTAL IOU	30,428,352	32,553,576	27,968,920	694,599	91,645,447	10,565,020	102,210,467
Cooperatives							
ALGER DELTA	47,042	12,433	0	297	59,771	0	59,771
CHERRYLAND	243,426	86,892	20,148	5,750	356,217	0	356,217
CLOVERLAND	121,014	39,264	28,156	10,968	199,402	20,236	219,638
GREAT LAKES	760,028	173,453	382,215	0	1,315,696	0	1,315,696
MIDWEST	349,723	149,229	86,949	0	585,901	0	585,901
ONTONAGON	19,774	4,818	0	187	24,779	0	24,779
PRESQUE ISLE	159,753	52,467	18,722	5,882	236,825	0	236,825
THUMB	126,425	25,375	0	0	151,801	0	151,801
TRI-COUNTY	210,265	58,026	41,047	4,830	314,168	0	314,168
TOTAL COOP	2,037,450	601,958	577,237	27,914	3,244,559	20,236	3,264,795
TOTAL MICHIGAN	32,465,802	33,155,534	28,546,157	722,513	94,890,006	10,585,256	105,475,262

**STATISTICAL DATA OF TOTAL SALES
ELECTRIC UTILITIES IN MICHIGAN**

YEAR ENDED DECEMBER 31, 2007

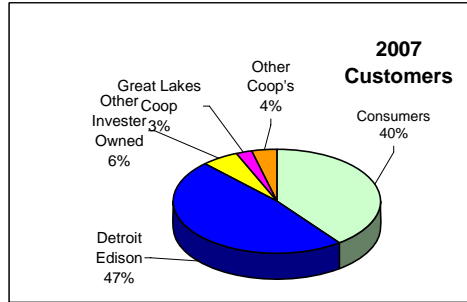
DATA FOR MICHIGAN BUSINESS ONLY

COMPANY	CUSTOMERS	REVENUE	MWH SALES
ALPENA POWER	17,697	26,745,996	204,574
CONSUMERS ENERGY	1,797,388	3,472,632,944	38,798,898
DETROIT EDISON	2,163,365	4,518,271,146	55,704,127
EDISON SAULT ELECTRIC	22,691	59,997,856	869,549
AMERICAN ELECTRIC POWER (I&M)	127,244	232,518,860	3,608,801
NO. STATES PWR dba XCEL ENERGY	9,481	12,603,079	153,160
UPPER PENINSULA POWER	51,857	120,961,874	1,261,220
WISCONSIN ELECTRIC	27,360	178,725,125	3,420,774
WISCONSIN PUBLIC SERVICE	8,981	61,919,277	1,216,114
TOTAL INVESTOR OWNED	4,226,064	8,684,376,157	105,237,217
ALGER DELTA	9,753	9,767,446	60,832
CHERRYLAND	33,115	36,278,891	350,494
CLOVERLAND	18,738	20,664,391	222,569
GREAT LAKES	120,525	138,603,613	1,322,405
MIDWEST ENERGY	34,704	52,521,951	572,548
ONTONAGON	4,786	4,702,031	26,142
PRESQUE ISLE	33,256	28,117,928	242,580
THUMB	12,309	15,109,930	149,126
TRI-COUNTY	25,369	34,671,827	319,189
TOTAL COOPERATIVES	292,555	340,438,008	3,265,885
TOTAL COOPs & IOUs	4,518,619	9,024,814,165	108,503,102

Source of Information

Investor Owned : FERC Form 1 , page 301 line 12

Cooperative : RUS Form 7 part R lines 10,11,12,19 & 9 or Part O



2007 MICHIGAN ELECTRIC SALES DATA
ULTIMATE CUSTOMER

CUSTOMERS

UTILITY RESIDENTIAL COMMERCIAL INDUSTRIAL OTHER TOTAL ULTIMATE RESALE TOTAL CUSTOMERS

Investor Owned

ALPENA POWER	13,685	3,808	5	199	17,697	0	17,697
CONSUMERS ENERC	1,575,386	211,365	8,621	2,015	1,797,387	1	1,797,388
DETROIT EDISON	1,967,223	193,114	1,051	1,972	2,163,360	5	2,163,365
EDISON SAULT	18,968	3,676	5	41	22,690	1	22,691
AMERICAN ELECTRIC	108,926	16,927	1,045	346	127,244	0	127,244
NORTHERN STATES	8,040	1,377	3	60	9,480	1	9,481
UPPER PEN. PWR	46,030	5,549	14	214	51,807	50	51,857
WISC ELEC POWER (24,290	2,969	12	77	27,348	12	27,360
WISC PUB SERV CO	8,043	851	36	21	8,951	30	8,981

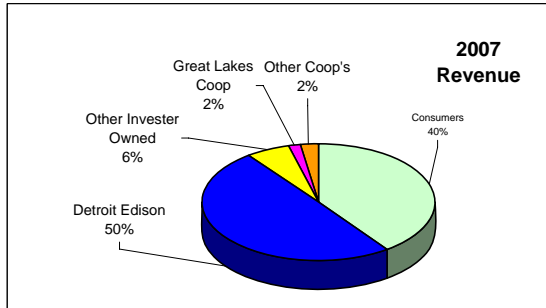
TOTAL IOU 3,770,591 439,636 10,792 4,945 4,225,964 100 4,226,064

Cooperatives

ALGER DELTA	9,428	302	0	23	9,753	0	9,753
CHERRYLAND	30,545	2,419	2	149	33,115	0	33,115
CLOVERLAND	17,292	1,172	4	269	18,737	1	18,738
GREAT LAKES	110,323	9,937	265	0	120,525	0	120,525
MIDWEST	30,140	4,560	4	0	34,704	0	34,704
ONTONAGON	4,437	191	0	158	4,786	0	4,786
PRESQUE ISLE	31,052	1,824	5	375	33,256	0	33,256
THUMB	11,556	753	0	0	12,309	0	12,309
TRI-COUNTY	22,311	2,894	4	160	25,369	0	25,369

TOTAL COOP 267,084 24,052 284 1,134 292,554 1 292,555

TOTAL MICHIGAN 4,037,675 463,688 11,076 6,079 4,518,518 101 4,518,619

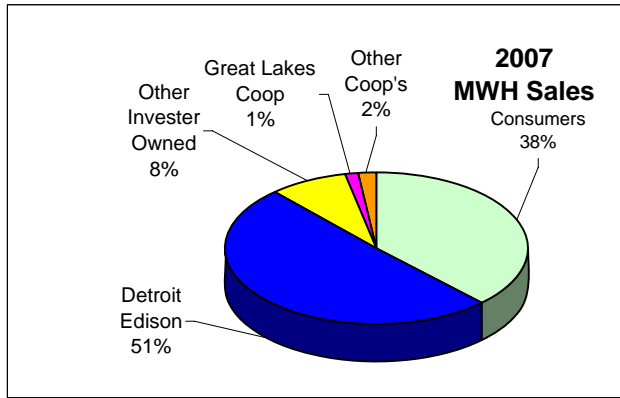


2007 MICHIGAN ELECTRIC SALES DATA

ULTIMATE CUSTOMER

REVENUES \$

<u>UTILITY</u>	<u>RESIDENTIAL</u>	<u>COMMERCIAL</u>	<u>INDUSTRIAL</u>	<u>OTHER</u>	<u>TOTAL ULTIMATE</u>	<u>RESALE</u>	<u>TOTAL SALES</u>
Investor Owned							
ALPENA POWER	9,472,756	10,257,687	6,990,353	25,200	26,745,996	0	26,745,996
CONSUMERS ENERC	1,358,900,257	1,144,188,120	824,077,312	30,503,209	3,357,668,898	114,964,046	3,472,632,944
DETROIT EDISON	1,680,344,385	1,650,755,560	806,520,336	54,990,837	4,192,611,118	325,660,028	4,518,271,146
EDISON SAULT	14,107,743	21,068,210	12,708,081	825,395	48,709,429	11,288,427	59,997,856
AMERICAN ELECTRII	78,285,779	55,607,301	51,110,586	1,420,183	186,423,849	46,095,011	232,518,860
NORTHERN STATES	5,188,954	4,562,313	1,852,421	263,206	11,866,894	736,185	12,603,079
UPPER PEN. PWR	41,009,587	30,343,813	22,390,138	1,234,799	94,978,337	25,983,537	120,961,874
WISC ELEC POWER	18,505,039	14,874,499	109,613,470	434,725	143,427,733	35,297,392	178,725,125
WISC PUB SERV CO	5,736,809	2,476,305	9,835,514	103,674	18,152,302	43,766,975	61,919,277
TOTAL IOU	3,211,551,309	2,934,133,808	1,845,098,211	89,801,228	8,080,584,556	603,791,601	8,684,376,157
Cooperatives							
ALGER DELTA	8,072,058	1,644,406	0	50,982	9,767,446	0	9,767,446
CHERRYLAND	26,697,853	8,021,181	1,049,475	510,382	36,278,891	0	36,278,891
CLOVERLAND	13,103,749	3,484,219	1,993,868	907,427	19,489,263	1,175,128	20,664,391
GREAT LAKES	92,571,733	19,529,658	26,502,222	0	138,603,613	0	138,603,613
MIDWEST	34,981,271	12,886,521	4,654,159	0	52,521,951	0	52,521,951
ONTONAGON	3,755,579	917,064	0	29,388	4,702,031	0	4,702,031
PRESQUE ISLE	20,391,419	5,375,494	1,685,920	665,095	28,117,928	0	28,117,928
THUMB	12,907,215	2,202,715	0	0	15,109,930	0	15,109,930
TRI-COUNTY	24,146,924	6,694,489	3,250,642	579,772	34,671,827	0	34,671,827
TOTAL COOP	236,627,801	60,755,747	39,136,286	2,743,046	339,262,880	1,175,128	340,438,008
TOTAL MICHIGAN	3,448,179,110	2,994,889,555	1,884,234,497	92,544,274	8,419,847,436	604,966,729	9,024,814,165



2007 MICHIGAN ELECTRIC SALES DATA
ULTIMATE CUSTOMER

SALES MWH

<u>UTILITY</u>	<u>RESIDENTIAL</u>	<u>COMMERCIAL</u>	<u>INDUSTRIAL</u>	<u>OTHER</u>	<u>TOTAL ULTIMATE</u>	<u>RESALE</u>	<u>TOTAL SALES</u>
<u>Investor Owned</u>							
ALPENA POWER	89,611	0	114,866	97	204,574	0	204,574
CONSUMERS ENERC	13,205,447	12,384,049	11,153,047	231,173	36,973,716	1,825,182	38,798,898
DETROIT EDISON	16,146,745	19,331,833	13,337,832	398,096	49,214,506	6,489,621	55,704,127
EDISON SAULT	170,569	244,873	208,824	50,165	674,431	195,118	869,549
AMERICAN ELECTRIK	1,260,537	834,860	1,008,558	12,114	3,116,069	492,732	3,608,801
NORTHERN STATES	54,702	54,519	28,365	1,832	139,418	13,742	153,160
UPPER PEN. PWR	277,968	247,987	329,523	5,927	861,405	399,815	1,261,220
WISC ELEC POWER (169,766	159,861	2,513,802	2,492	2,845,921	574,853	3,420,774
WISC PUB SERV CO	68,860	29,227	194,412	799	293,298	922,816	1,216,114
<u>TOTAL IOU</u>	31,444,205	33,287,209	28,889,229	702,695	94,323,338	10,913,879	105,237,217
<u>Cooperatives</u>							
ALGER DELTA	48,343	12,194	0	294	60,832	0	60,832
CHERRYLAND	242,737	87,873	14,530	5,355	350,494	0	350,494
CLOVERLAND	123,847	38,654	28,258	10,998	201,757	20,812	222,569
GREAT LAKES	762,353	175,014	385,038	0	1,322,405	0	1,322,405
MIDWEST	358,402	150,627	63,519	0	572,548	0	572,548
ONTONAGON	20,550	5,466	0	126	26,142	0	26,142
PRESQUE ISLE	162,194	54,411	20,021	5,954	242,580	0	242,580
THUMB	126,337	22,788	0	0	149,126	0	149,126
TRI-COUNTY	212,084	57,411	44,744	4,951	319,189	0	319,189
<u>TOTAL COOP</u>	2,056,847	604,439	556,110	27,677	3,245,074	20,812	3,265,885
<u>TOTAL MICHIGAN</u>	33,501,052	33,891,648	29,445,339	730,372	97,568,412	10,934,691	108,503,102

STATISTICAL DATA OF RETAIL SALES
ELECTRIC UTILITIES IN MICHIGAN

YEAR ENDED DECEMBER 31, 2006

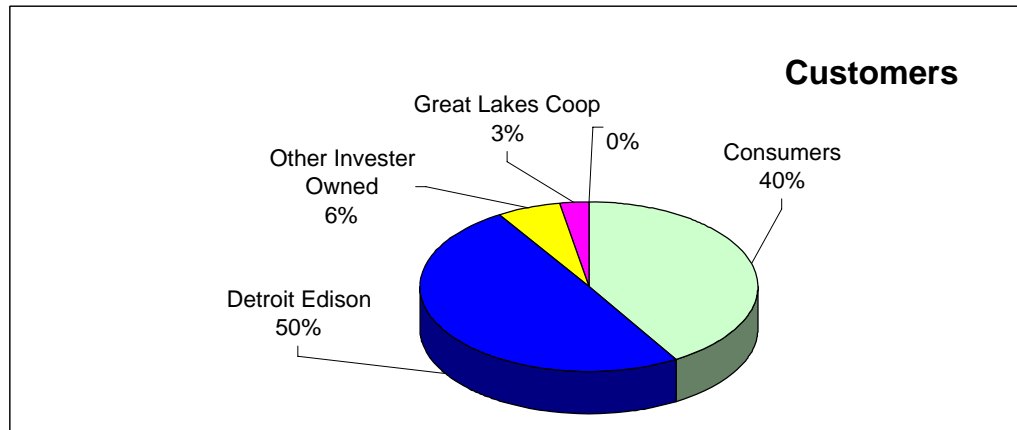
DATA FOR MICHIGAN BUSINESS ONLY

<u>Utility</u>	<u>Customers</u>	<u>Revenues</u>	<u>Sales in MWh</u>
Alpena Power Company	17,600	\$ 24,541,000	320,336
Consumers Energy Company	1,792,470	\$ 3,020,247,116	36,543,835
Detroit Edison Company	2,168,454	\$ 3,981,668,680	47,353,823
Edison Sault Electric Company	22,694	\$ 42,567,360	666,256
Indiana Michiagn Power (AEP)	126,547	\$ 176,738,021	3,006,729
Northern States Power (Excel Energy)	9,517	\$ 11,495,533	135,075
Upper Peninsula Power Company	51,861	\$ 86,986,517	799,650
Wisconsin Electric Power Company	27,263	\$ 132,920,038	2,737,312
Wisconsin Public Service Corp	8,919	\$ 17,570,327	294,688
TOTAL INVESTOR OWNED	4,225,325	\$ 7,494,734,592	91,857,704
Alger Delta Cooperative Electric Assn.	9,935	\$ 8,901,514	61,202
Cherryland Electric Cooperative	32,511	\$ 33,552,171	340,077
Cloverland Electric Cooperative	18,611	\$ 17,877,089	201,488
Great Lakes Energy Cooperative	119,414	\$ 123,980,528	1,257,311
Midwest Energy Cooperative	34,482	\$ 47,461,249	511,432
Ontonagon Cty Rural Electrification Assn.	4,750	\$ 4,296,645	26,675
Presque Isle Electric & Gas Cooperative	33,488	\$ 26,515,337	238,753
Thumb Electric Cooperative	12,299	\$ 13,512,592	141,999
Tri-County Electric Cooperative	25,217	\$ 30,362,095	287,522
TOTAL COOPERATIVES	290,707	\$ 306,459,220	3,066,459
TOTAL COOPs & IOUs	4,516,032	\$ 7,801,193,812	94,924,163

Source of Information

Investor Owned : FERC Form 1 , page 301 line 10

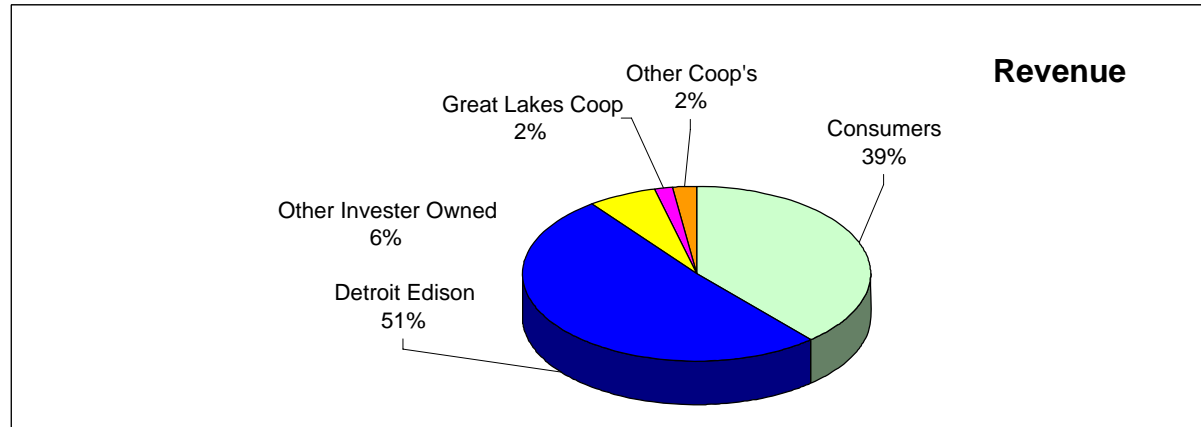
Cooperative : REA Form 7 part R lines 10,11,12,19 & 9 or Part O



2006 MICHIGAN ELECTRIC SALES DATA
ULTIMATE CUSTOMER

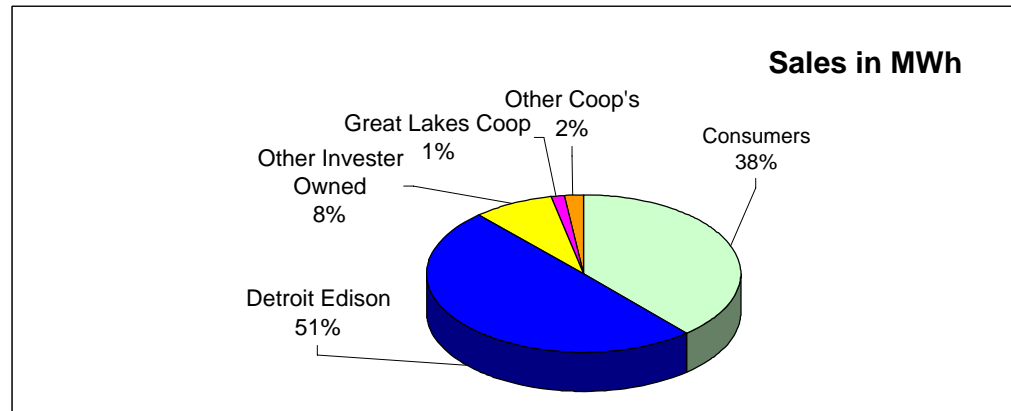
CUSTOMERS

UTILITY	RESIDENTIAL	COMMERCIAL	INDUSTRIAL	OTHER	TOTAL ULTIMATE	RESALE	TOTAL CUSTOMERS
Investor Owned							
Alpena Power Company	13,658	3,738	5	199	17,600	0	17,600
Consumers Energy Company	1,570,113	211,718	8,642	1,997	1,792,470	1	1,792,471
Detroit Edison Company	1,976,982	188,408	1,088	1,976	2,168,454	5	2,168,459
Edison Sault Electric Company	18,987	3,662	4	41	22,694	2	22,696
Indiana Michigan Power (AEP)	108,382	16,756	1,067	342	126,547	2	126,549
Northern States Power (Excel Energy)	8,098	1,361	5	53	9,517	1	9,518
Upper Peninsula Power Company	46,074	5,559	14	214	51,861	55	51,916
Wisconsin Electric Power Company	24,236	2,941	12	74	27,263	14	27,277
Wisconsin Public Service Corp	8,023	841	35	20	8,919	30	8,949
TOTAL IOU	3,774,553	434,984	10,872	4,916	4,225,325	110	4,225,435
Cooperatives							
Alger Delta Cooperative Electric Assn	9,605	307	0	23	9,935	0	9,935
Cherryland Electric Cooperative	29,990	2,369	2	150	32,511	0	32,511
Cloverland Electric Cooperative	17,250	1,094	3	264	18,611	1	18,612
Great Lakes Energy Cooperative	109,969	9,190	255	0	119,414	0	119,414
Midwest Energy Cooperative	30,143	4,337	2	0	34,482	0	34,482
Ontonagon Cty Rural Electrification Assn	4,400	191	0	159	4,750	0	4,750
Presque Isle Electric & Gas Cooperative	31,331	1,779	5	373	33,488	0	33,488
Thumb Electric Cooperative	11,568	731	0	0	12,299	0	12,299
Tri-County Electric Cooperative	22,238	2,816	4	159	25,217	0	25,217
TOTAL COOP	266,494	22,814	271	1,128	290,707	1	290,708
TOTAL MICHIGAN	4,041,047	457,798	11,143	6,044	4,516,032	111	4,516,143



2006 MICHIGAN ELECTRIC SALES DATA
ULTIMATE CUSTOMER

UTILITY	REVENUES \$				TOTAL ULTIMATE	RESALE	TOTAL SALES
	RESIDENTIAL	COMMERCIAL	INDUSTRIAL	OTHER			
Investor Owned							
Alpena Power Company	8,503,309	9,452,856	6,560,138	24,697	24,541,000	0	24,541,000
Consumers Energy Company	1,237,118,365	1,025,758,519	728,925,394	28,444,838	3,020,247,116	66,604,140	3,086,851,256
Detroit Edison Company	1,609,457,988	1,531,240,983	786,112,384	54,857,325	3,981,668,680	278,303,250	4,259,971,930
Edison Sault Electric Company	12,410,406	18,795,931	10,516,054	844,969	42,567,360	9,505,063	52,072,423
Indiana Michigan Power (AEP)	73,405,514	51,014,326	50,914,160	1,404,021	176,738,021	19,146,139	195,884,160
Northern States Power (Excel Energy)	5,032,635	4,558,683	1,647,659	256,556	11,495,533	622,052	12,117,585
Upper Peninsula Power Company	37,739,411	28,348,401	19,766,905	1,131,800	86,986,517	27,194,668	114,181,185
Wisconsin Electric Power Company	17,756,933	14,219,513	100,518,183	425,409	132,920,038	26,532,944	159,452,982
Wisconsin Public Service Corp	5,496,394	2,401,253	9,569,143	103,537	17,570,327	41,344,693	58,915,020
TOTAL IOU	3,006,920,955	2,685,790,465	1,714,530,020	87,493,152	7,494,734,592	469,252,949	7,963,987,541
Cooperatives							
Alger Delta Cooperative Electric Assn	7,363,879	1,490,556	0	47,079	8,901,514	0	8,901,514
Cherryland Electric Cooperative	24,952,375	7,255,487	901,632	442,677	33,552,171	0	33,552,171
Cloverland Electric Cooperative	11,892,718	3,145,263	2,011,003	828,105	17,877,089	929,463	18,806,552
Great Lakes Energy Cooperative	83,680,465	18,091,763	22,208,300	0	123,980,528	0	123,980,528
Midwest Energy Cooperative	33,783,747	12,166,051	1,511,451	0	47,461,249	0	47,461,249
Ontonagon City Rural Electrification Assn	3,387,012	881,818	0	27,815	4,296,645	0	4,296,645
Presque Isle Electric & Gas Cooperative	19,290,204	5,247,255	1,321,781	656,097	26,515,337	0	26,515,337
Thumb Electric Cooperative	11,686,922	1,825,670	0	0	13,512,592	0	13,512,592
Tri-County Electric Cooperative	22,305,127	5,644,331	1,880,198	532,439	30,362,095	0	30,362,095
TOTAL COOP	218,342,449	55,748,194	29,834,365	2,534,212	306,459,220	929,463	307,388,683
TOTAL MICHIGAN	3,225,263,404	2,741,538,659	1,744,364,385	90,027,364	7,801,193,812	470,182,412	8,271,376,224



2006 MICHIGAN ELECTRIC SALES DATA
ULTIMATE CUSTOMER

UTILITY	SALES in MWh				TOTAL ULTIMATE	RESALE	TOTAL SALES
	RESIDENTIAL	COMMERCIAL	INDUSTRIAL	OTHER			
Investor Owned							
Alpena Power Company	88,815	113,260	118,163	98	320,336	0	320,336
Consumers Energy Company	12,975,048	12,198,305	11,143,199	227,283	36,543,835	1,311,515	37,855,350
Detroit Edison Company	15,768,800	17,947,608	13,234,903	402,512	47,353,823	6,067,602	53,421,425
Edison Sault Electric Company	168,700	243,217	200,931	53,408	666,256	192,049	858,305
Indiana Michigan Power (AEP)	1,203,561	765,698	1,025,363	12,107	3,006,729	438,035	3,444,764
Northern States Power (Excel Energy)	53,376	54,275	25,588	1,836	135,075	13,324	148,399
Upper Peninsula Power Company	273,729	249,561	270,536	5,824	799,650	674,878	1,474,528
Wisconsin Electric Power Company	163,644	155,585	2,415,710	2,373	2,737,312	487,508	3,224,820
Wisconsin Public Service Corp	67,651	29,107	197,133	797	294,688	962,235	1,256,923
TOTAL IOU	30,763,324	31,756,616	28,631,526	706,238	91,857,704	10,147,146	102,004,850
Cooperatives							
Alger Delta Cooperative Electric Assn	48,424	12,488	0	290	61,202	0	61,202
Cherryland Electric Cooperative	236,674	84,055	14,618	4,730	340,077	0	340,077
Cloverland Electric Cooperative	120,014	37,901	32,922	10,651	201,488	20,633	222,120
Great Lakes Energy Cooperative	737,798	167,705	351,808	0	1,257,311	0	1,257,311
Midwest Energy Cooperative	350,879	142,589	17,963	0	511,432	0	511,432
Ontonagon Cty Rural Electrification Assn	20,651	5,927	0	97	26,675	0	26,675
Presque Isle Electric & Gas Cooperative	162,198	51,826	18,698	6,031	238,753	0	238,753
Thumb Electric Cooperative	122,046	19,953	0	0	141,999	0	141,999
Tri-County Electric Cooperative	206,531	49,423	26,463	5,106	287,522	0	287,522
TOTAL COOP	2,005,214	571,868	462,472	26,905	3,066,459	20,633	3,087,092
TOTAL MICHIGAN	32,768,538	32,328,484	29,093,998	733,143	94,924,163	10,167,779	105,091,942

**STATISTICAL DATA OF RETAIL SALES
ELECTRIC UTILITIES IN MICHIGAN**

YEAR ENDED DECEMBER 31, 2005

DATA FOR MICHIGAN BUSINESS ONLY

COMPANY	CUSTOMERS	REVENUE	MWH SALES
ALPENA POWER	17,486	22,477,143	314,046
CONSUMERS ENERGY	1,779,184	2,473,680,587	34,421,732
DETROIT EDISON	2,158,201	3,425,584,980	45,137,017
EDISON SAULT ELECTRIC	22,621	41,129,901	672,500
AMERICAN ELECTRIC POWER (I&M)	125,588	176,407,944	3,114,415
NO. STATES PWR dba XCEL ENERGY	9,531	9,048,339	135,441
UPPER PENINSULA POWER	52,111	79,880,930	740,817
WISCONSIN ELECTRIC POWER	27,168	139,333,203	3,037,536
WISCONSIN PUBLIC SERVICE	8,939	17,093,473	320,262
TOTAL INVESTOR OWNED	4,200,829	6,384,636,500	87,893,766
ALGER DELTA	9,858	7,424,036	61,067
CHERRYLAND	32,036	29,863,564	334,618
CLOVERLAND	18,454	17,147,703	202,318
GREAT LAKES	117,818	114,456,180	1,255,011
MIDWEST ENERGY	33,775	43,438,699	522,300
ONTONAGON	4,710	3,973,123	27,531
PRESQUE ISLE	33,062	22,739,662	238,693
THUMB	12,211	12,830,016	144,989
TRI-COUNTY	25,003	29,688,316	283,662
TOTAL COOPERATIVES	286,927	281,561,299	3,070,188
TOTAL COOPs & IOUs	4,487,756	6,666,197,799	90,963,954

Source of Information

Investor Owned : FERC Form 1 , page 301 line 10

Cooperative : REA Form 7 part R lines 10,11,12,19 & 9 or Part O

2005 MICHIGAN ELECTRIC SALES DATA
 ULTIMATE CUSTOMER

CUSTOMERS

UTILITY	RESIDENTIAL	COMMERCIAL	INDUSTRIAL	OTHER	TOTAL	ULTIMATE	RESALE	TOTAL CUSTOMERS
Investor Owned								
ALPENA POWER	13,606	3,676	5	199	17,486	0		17,486
CONSUMERS ENERGY	1,558,388	210,333	8,504	1,959	1,779,184	2		1,779,186
DETROIT EDISON	1,977,013	178,296	905	1,987	2,158,201	5		2,158,206
EDISON SAULT	18,933	3,643	4	41	22,621	2		22,623
AMERICAN ELECTRIC POWER (I&M)	107,723	16,437	1,084	344	125,588	4		125,592
NORTHERN STATES POWER d/b/a XCEL	8,107	1,368	3	53	9,531	1		9,532
UPPER PEN. PWR	46,219	5,636	15	241	52,111	34		52,145
WISC ELEC POWER CO	24,153	2,931	12	72	27,168	14		27,182
WISC PUB SERV CO	7,998	881	37	23	8,939	10		8,949
TOTAL IOU	3,762,140	423,201	10,569	4,919	4,200,829	72		4,200,901
Cooperatives								
ALGER DELTA	9,528	306	0	24	9,858	0		9,858
CHERRYLAND	29,585	2,314	2	135	32,036	0		32,036
CLOVERLAND	17,143	1,044	3	264	18,454	1		18,455
GREAT LAKES	108,521	9,048	249	0	117,818	0		117,818
MIDWEST	29,900	3,872	3	0	33,775	0		33,775
ONTONAGON	4,366	190	0	154	4,710	0		4,710
PRESQUE ISLE	30,948	1,742	4	368	33,062	0		33,062
THUMB	11,503	708	0	0	12,211	0		12,211
TRI-COUNTY	22,043	2,798	3	159	25,003	0		25,003
TOTAL COOP	263,537	22,022	264	1,104	286,927	1		286,928
TOTAL MICHIGAN	4,025,677	445,223	10,833	6,023	4,487,756	73		4,487,829

2005 MICHIGAN ELECTRIC SALES DATA
 ULTIMATE CUSTOMER

UTILITY	REVENUES \$					TOTAL ULTIMATE	RESALE	TOTAL SALES
	RESIDENTIAL	COMMERCIAL	INDUSTRIAL	OTHER				
Investor Owned								
ALPENA POWER	8,185,005	8,796,281	5,471,783	24,074		22,477,143	0	22,477,143
CONSUMERS ENERGY	1,069,385,896	844,878,127	532,989,619	26,426,945		2,473,680,587	64,205,542	2,537,886,129
DETROIT EDISON	1,452,113,022	1,265,007,229	655,671,402	52,793,327		3,425,584,980	453,200,686	3,878,785,666
EDISON SAULT	12,090,133	18,545,112	9,704,635	790,021		41,129,901	8,799,957	49,929,858
AMERICAN ELECTRIC POWER (I&M)	73,632,608	50,477,518	50,918,594	1,379,224		176,407,944	14,058,028	190,465,972
NORTHERN STATES POWER d/b/a XCEL ENERGY	4,222,130	3,620,362	990,461	215,386		9,048,339	625,961	9,674,300
UPPER PEN. PWR	35,658,593	27,154,467	15,977,099	1,090,771		79,880,930	23,764,110	103,645,040
WISC ELEC POWER CO	18,282,571	14,468,575	106,169,137	412,920		139,333,203	26,239,418	165,572,621
WISC PUB SERV CO	5,225,351	2,309,678	9,459,258	99,186		17,093,473	34,186,451	51,279,924
TOTAL IOU	2,678,795,309	2,235,257,349	1,387,351,988	83,231,854		6,384,636,500	625,080,153	7,009,716,653
Cooperatives								
ALGER DELTA	6,158,790	1,225,257	0	39,989		7,424,036	0	7,424,036
CHERRYLAND	22,219,874	6,322,763	941,375	379,552		29,863,564	0	29,863,564
CLOVERLAND	11,471,858	2,987,072	1,866,053	822,720		17,147,703	882,084	18,029,787
GREAT LAKES	79,232,063	16,247,041	18,977,076	0		114,456,180	0	114,456,180
MIDWEST	31,047,494	10,812,398	1,578,807	0		43,438,699	0	43,438,699
ONTONAGON	3,109,514	838,901	0	24,708		3,973,123	0	3,973,123
PRESQUE ISLE	16,620,828	4,412,018	1,141,409	565,407		22,739,662	1,602,931	24,342,593
THUMB	11,205,578	1,624,438	0	0		12,830,016	0	12,830,016
TRI-COUNTY	22,422,878	5,537,536	1,166,105	561,797		29,688,316	0	29,688,316
TOTAL COOP	203,488,877	50,007,424	25,670,825	2,394,173		281,561,299	2,485,015	284,046,314
TOTAL MICHIGAN	2,882,284,186	2,285,264,773	1,413,022,813	85,626,027		6,666,197,799	627,565,168	7,293,762,967

2005 MICHIGAN ELECTRIC SALES DATA
 ULTIMATE CUSTOMER

SALES MWH

UTILITY	RESIDENTIAL	COMMERCIAL	INDUSTRIAL	OTHER	TOTAL ULTIMATE	RESALE	TOTAL SALES
Investor Owned							
ALPENA POWER	91,362	113,031	109,555	98	314,046	0	314,046
CONSUMERS ENERGY	13,286,010	11,220,743	9,684,905	230,074	34,421,732	4,091,499	38,513,231
DETROIT EDISON	16,811,958	15,618,132	12,316,774	390,153	45,137,017	6,971,887	52,108,904
EDISON SAULT	173,052	248,739	197,770	52,939	672,500	197,887	870,387
AMERICAN ELECTRIC POWER (I&M)	1,247,360	783,841	1,071,063	12,151	3,114,415	358,103	3,472,518
NORTHERN STATES POWER d/b/a XCEL	55,562	56,740	21,460	1,679	135,441	13,437	148,878
UPPER PEN. PWR	277,183	250,114	207,593	5,927	740,817	381,427	1,122,244
WISC ELEC POWER CO	165,606	154,252	2,715,417	2,261	3,037,536	461,868	3,499,404
WISC PUB SERV CO	68,427	29,816	221,266	753	320,262	858,459	1,178,721
TOTAL IOU	32,176,520	28,475,408	26,545,803	696,035	87,893,766	13,334,567	101,228,333
Cooperatives							
ALGER DELTA	48,595	12,176	0	296	61,067	0	61,067
CHERRYLAND	233,791	81,270	15,116	4,440	334,618	0	334,618
CLOVERLAND	120,408	37,767	32,659	11,483	202,318	21,620	223,937
GREAT LAKES	765,690	159,197	330,123	0	1,255,011	0	1,255,011
MIDWEST	357,708	144,218	20,374	0	522,300	0	522,300
ONTONAGON	20,924	6,517	0	89	27,531	0	27,531
PRESQUE ISLE	163,084	51,908	17,662	6,039	238,693	0	238,693
THUMB	126,614	18,374	0	0	144,989	0	144,989
TRI-COUNTY	212,007	49,326	16,649	5,680	283,662	0	283,662
TOTAL COOP	2,048,822	560,754	432,584	28,028	3,070,188	21,620	3,091,807
TOTAL MICHIGAN	34,225,342	29,036,162	26,978,387	724,063	90,963,954	13,356,187	104,320,140

**STATISTICAL DATA OF RETAIL SALES
ELECTRIC UTILITIES IN MICHIGAN**

YEAR ENDED DECEMBER 31, 2004

DATA FOR MICHIGAN BUSINESS ONLY

COMPANY	CUSTOMERS	REVENUE	MWH SALES
ALPENA POWER	17,390	21,296,418	317,732
CONSUMERS ENERGY	1,760,880	2,367,896,393	33,039,318
DETROIT EDISON	2,146,636	2,916,686,847	40,378,836
EDISON SAULT ELECTRIC	22,305	35,949,794	673,049
AMERICAN ELECTRIC POWER (I&M)	124,582	167,800,073	2,973,958
NO. STATES PWR dba XCEL ENERGY	9,160	9,338,124	135,355
UPPER PENINSULA POWER	51,630	76,897,113	761,218
WISCONSIN ELECTRIC POWER	27,034	131,445,890	3,070,726
WISCONSIN PUBLIC SERVICE	8,948	15,412,418	304,133
TOTAL INVESTOR OWNED	4,168,565	5,742,723,070	81,654,325
ALGER DELTA	9,780	7,100,667	59,978
CHERRYLAND	31,254	28,341,468	312,993
CLOVERLAND	18,257	15,525,355	204,178
GREAT LAKES	115,661	108,162,010	1,185,365
MIDWEST ENERGY	33,244	37,874,263	484,145
ONTONAGON	4,643	3,717,726	27,436
PRESQUE ISLE	32,671	21,928,431	230,080
THUMB	12,102	11,828,672	137,061
TRI-COUNTY	24,717	25,781,513	269,065
TOTAL COOPERATIVES	282,329	260,260,105	2,910,303
TOTAL COOPs & IOUs	4,450,894	6,002,983,175	84,564,628

Source of Information

Investor Owned : FERC Form 1 , page 301 line 10

Cooperative : REA Form 7 part R lines 10,11,12,19 & 9 or Part O

2004 MICHIGAN ELECTRIC SALES DATA
 ULTIMATE CUSTOMER

UTILITY	CUSTOMERS				TOTAL ULTIMATE	RESALE	TOTAL CUSTOMERS
	RESIDENTIAL	COMMERCIAL	INDUSTRIAL	OTHER			
Investor Owned							
ALPENA POWER	13,578	3,610	5	197	17,390	0	17,390
CONSUMERS ENERGY	1,542,527	208,015	8,576	1,762	1,760,880	4	1,760,884
DETROIT EDISON	1,966,973	176,896	786	1,981	2,146,636	5	2,146,641
EDISON SAULT	18,676	3,583	5	41	22,305	2	22,307
AMERICAN ELECTRIC POWER (I&M)	107,081	16,057	1,105	339	124,582	5	124,587
NORTHERN STATES POWER d/b/a XCEL ENERGY	7,859	1,210	36	55	9,160	1	9,161
UPPER PEN. PWR	45,697	5,632	13	288	51,630	36	51,666
WISC ELEC POWER CO	24,042	2,911	13	68	27,034	14	27,048
WISC PUB SERV CO	7,988	898	33	29	8,948	10	8,958
TOTAL IOU	3,734,421	418,812	10,572	4,760	4,168,565	77	4,168,642
Cooperatives							
ALGER DELTA	9,450	306	0	24	9,780	0	9,780
CHERRYLAND	28,884	2,250	1	119	31,254	0	31,254
CLOVERLAND	17,024	963	3	267	18,257	1	18,258
GREAT LAKES	107,005	8,413	243	0	115,661	0	115,661
MIDWEST	29,536	3,706	2	0	33,244	0	33,244
ONTONAGON	4,308	189	0	146	4,643	0	4,643
PRESQUE ISLE	30,602	1,704	4	361	32,671	0	32,671
THUMB	11,420	682	0	0	12,102	0	12,102
TRI-COUNTY	21,879	2,677	3	158	24,717	0	24,717
TOTAL COOP	260,108	20,890	256	1,075	282,329	1	282,330
TOTAL MICHIGAN	3,994,529	439,702	10,828	5,835	4,450,894	78	4,450,972

2004 MICHIGAN ELECTRIC SALES DATA
 ULTIMATE CUSTOMER

UTILITY	REVENUES \$				TOTAL ULTIMATE	RESALE	TOTAL SALES
	RESIDENTIAL	COMMERCIAL	INDUSTRIAL	OTHER			
Investor Owned							
ALPENA POWER	7,670,645	8,374,842	5,227,197	23,734	21,296,418	0	21,296,418
CONSUMERS ENERGY	996,750,374	817,839,440	527,064,400	26,242,179	2,367,896,393	115,757,563	2,483,653,956
DETROIT EDISON	1,289,797,257	1,062,119,864	514,370,475	50,399,251	2,916,686,847	308,987,099	3,225,673,946
EDISON SAULT	10,587,499	16,129,282	8,476,802	756,211	35,949,794	7,417,589	43,367,383
AMERICAN ELECTRIC POWER (I&M)	67,696,615	47,950,346	50,777,931	1,375,181	167,800,073	13,572,359	181,372,432
NORTHERN STATES POWER d/b/a XCEL ENERGY	4,265,622	2,210,774	2,630,985	230,743	9,338,124	523,848	9,861,972
UPPER PEN. PWR	34,459,221	26,398,851	14,980,494	1,058,547	76,897,113	16,423,114	93,320,227
WISC ELEC POWER CO	16,828,157	12,721,842	101,486,215	409,676	131,445,890	21,062,659	152,508,549
WISC PUB SERV CO	4,810,171	2,309,221	8,190,793	102,233	15,412,418	16,474,622	31,887,040
TOTAL IOU	2,432,865,561	1,996,054,462	1,233,205,292	80,597,755	5,742,723,070	500,218,853	6,242,941,923
Cooperatives							
ALGER DELTA	5,890,650	1,170,489	0	39,528	7,100,667	0	7,100,667
CHERRYLAND	21,249,233	6,522,537	232,450	337,248	28,341,468	0	28,341,468
CLOVERLAND	10,421,098	2,732,507	1,648,698	723,052	15,525,355	700,143	16,225,498
GREAT LAKES	75,290,988	14,777,607	18,093,415	0	108,162,010	0	108,162,010
MIDWEST	27,396,603	9,475,912	1,001,748	0	37,874,263	0	37,874,263
ONTONAGON	2,937,660	755,844	0	24,222	3,717,726	0	3,717,726
PRESQUE ISLE	16,163,766	4,077,062	1,162,618	524,985	21,928,431	56,111	21,984,542
THUMB	10,331,204	1,497,468	0	0	11,828,672	0	11,828,672
TRI-COUNTY	19,530,895	4,600,291	1,141,088	509,239	25,781,513	0	25,781,513
TOTAL COOP	189,212,097	45,609,717	23,280,017	2,158,274	260,260,105	756,254	261,016,359
TOTAL MICHIGAN	2,622,077,658	2,041,664,179	1,256,485,309	82,756,029	6,002,983,175	500,975,107	6,503,958,282

2004 MICHIGAN ELECTRIC SALES DATA
 ULTIMATE CUSTOMER

UTILITY	SALES MWH				TOTAL ULTIMATE	RESALE	TOTAL SALES
	RESIDENTIAL	COMMERCIAL	INDUSTRIAL	OTHER			
Investor Owned							
ALPENA POWER	87,004	110,395	120,236	97	317,732	0	317,732
CONSUMERS ENERGY	12,346,200	10,785,207	9,677,929	229,982	33,039,318	2,941,428	35,980,746
DETROIT EDISON	15,081,590	13,424,847	11,471,597	400,802	40,378,836	8,569,145	48,947,981
EDISON SAULT	168,632	243,378	208,895	52,144	673,049	200,265	873,314
AMERICAN ELECTRIC POWER (I&M)	1,145,732	742,625	1,073,558	12,043	2,973,958	342,268	3,316,226
NORTHERN STATES POWER d/b/a XCEL ENERGY	54,397	30,190	48,976	1,792	135,355	13,902	149,257
UPPER PEN. PWR	273,812	250,344	231,224	5,838	761,218	224,872	986,090
WISC ELEC POWER CO	166,584	150,517	2,751,338	2,287	3,070,726	543,964	3,614,690
WISC PUB SERV CO	65,470	31,157	206,730	776	304,133	341,172	645,305
TOTAL IOU	29,389,421	25,768,660	25,790,483	705,761	81,654,325	13,177,016	94,831,341
Cooperatives							
ALGER DELTA	47,844	11,841	0	293	59,978	0	59,978
CHERRYLAND	219,056	85,829	4,312	3,796	312,993	0	312,993
CLOVERLAND	119,015	39,199	34,550	11,413	204,178	21,459	225,637
GREAT LAKES	727,323	143,813	314,229	0	1,185,365	0	1,185,365
MIDWEST	338,367	130,838	14,940	0	484,145	0	484,145
ONTONAGON	21,184	6,154	0	99	27,436	0	27,436
PRESQUE ISLE	157,677	46,447	20,333	5,623	230,080	0	230,080
THUMB	119,387	17,674	0	0	137,061	0	137,061
TRI-COUNTY	200,600	45,016	17,860	5,589	269,065	0	269,065
TOTAL COOP	1,950,453	526,812	406,225	26,814	2,910,303	21,459	2,931,761
TOTAL MICHIGAN	31,339,874	26,295,472	26,196,708	732,575	84,564,628	13,198,475	97,763,102

**STATISTICAL DATA OF RETAIL SALES
ELECTRIC UTILITIES IN MICHIGAN**

YEAR ENDED DECEMBER 31, 2003

DATA FOR MICHIGAN BUSINESS ONLY

COMPANY	CUSTOMERS	REVENUE	MWH SALES
ALPENA POWER	17,311	20,849,660	309,163
CONSUMERS ENERGY	1,741,397	2,420,001,038	34,238,970
DETROIT EDISON	2,136,357	3,192,922,144	43,671,787
EDISON SAULT ELECTRIC	22,102	35,072,567	665,643
AMERICAN ELECTRIC POWER (I&M)	123,715	161,415,130	2,946,225
NO. STATES PWR dba XCEL ENERGY	9,154	8,692,757	134,358
UPPER PENINSULA POWER	51,285	68,059,161	746,410
WISCONSIN ELECTRIC POWER	26,861	121,017,238	2,935,934
WISCONSIN PUBLIC SERVICE	8,928	13,847,175	312,830
TOTAL INVESTOR OWNED	4,137,110	6,041,876,870	85,961,320
ALGER DELTA	9,560	6,522,010	62,012
CHERRYLAND	30,430	27,805,786	304,994
CLOVERLAND	18,069	15,671,338	201,092
GREAT LAKES	116,030	107,631,627	1,147,686
MIDWEST ENERGY	32,809	35,055,150	468,272
ONTONAGON	4,558	3,432,190	27,298
PRESQUE ISLE	32,230	22,654,160	234,606
THUMB	11,977	11,598,596	135,943
TRI-COUNTY	24,345	25,991,625	265,513
TOTAL COOPERATIVES	280,008	256,362,482	2,847,416
TOTAL COOPs & IOUs	4,417,118	6,298,239,352	88,808,736

Source of Information

Investor Owned : FERC Form 1 , page 301 line 10

Cooperative : REA Form 7 part R lines 10,11,12,19 & 9 or Part O

2003 MICHIGAN ELECTRIC SALES DATA
 ULTIMATE CUSTOMER

UTILITY	CUSTOMERS				TOTAL ULTIMATE	RESALE	TOTAL SALES
	RESIDENTIAL	COMMERCIAL	INDUSTRIAL	OTHER			
Investor Owned							
ALPENA POWER	13,592	3,518	5	196	17,311	0	17,311
CONSUMERS ENERGY	1,530,540	200,148	8,795	1,914	1,741,397	10	1,741,407
DETROIT EDISON	1,952,000	181,462	909	1,986	2,136,357	5	2,136,362
EDISON SAULT	18,536	3,521	4	41	22,102	2	22,104
AMERICAN ELECTRIC POWER (I&M)	106,581	15,681	1,117	336	123,715	5	123,720
NORTHERN STATES POWER d/b/a XCEL ENERGY	7,862	1,202	35	55	9,154	1	9,155
UPPER PEN. PWR	45,401	5,591	12	281	51,285	35	51,320
WISC ELEC POWER CO	23,884	2,899	13	65	26,861	15	26,876
WISC PUB SERV CO	7,967	921	13	27	8,928	6	8,934
TOTAL IOU	3,706,363	414,943	10,903	4,901	4,137,110	79	4,137,189
Cooperatives							
ALGER DELTA	9,235	302	0	23	9,560	0	9,560
CHERRYLAND	28,107	2,209	0	114	30,430	0	30,430
CLOVERLAND	16,930	871	3	265	18,069	1	18,070
GREAT LAKES	107,642	8,154	234	0	116,030	0	116,030
MIDWEST	30,332	2,475	2	0	32,809	0	32,809
ONTONAGON	4,232	185	0	141	4,558	0	4,558
PRESQUE ISLE	30,193	1,668	4	365	32,230	0	32,230
THUMB	11,324	653	0	0	11,977	0	11,977
TRI-COUNTY	21,544	2,641	3	157	24,345	0	24,345
TOTAL COOP	259,539	19,158	246	1,065	280,008	1	280,009
TOTAL MICHIGAN	3,965,902	434,101	11,149	5,966	4,417,118	80	4,417,198

2003 MICHIGAN ELECTRIC SALES DATA
 ULTIMATE CUSTOMER

UTILITY	REVENUES \$				TOTAL ULTIMATE	RESALE	TOTAL SALES
	RESIDENTIAL	COMMERCIAL	INDUSTRIAL	OTHER			
Investor Owned							
ALPENA POWER	7,779,729	8,277,372	4,768,990	23,569	20,849,660	0	20,849,660
CONSUMERS ENERGY	1,005,246,998	826,733,863	562,252,314	25,767,863	2,420,001,038	75,698,488	2,495,699,526
DETROIT EDISON	1,299,535,120	1,243,977,306	602,122,622	47,287,096	3,192,922,144	201,608,294	3,394,530,438
EDISON SAULT	10,456,103	15,979,090	7,899,054	738,320	35,072,567	7,079,624	42,152,191
AMERICAN ELECTRIC POWER (I&M)	65,838,265	46,273,424	47,993,575	1,309,866	161,415,130	13,216,716	174,631,846
NORTHERN STATES POWER d/b/a XCEL ENERGY	4,085,565	2,108,855	2,270,519	227,818	8,692,757	508,404	9,201,161
UPPER PEN. PWR	31,525,622	23,977,486	11,576,462	979,591	68,059,161	10,932,249	78,991,410
WISC ELEC POWER CO	17,386,939	12,854,142	90,365,005	411,152	121,017,238	19,485,389	140,502,627
WISC PUB SERV CO	4,414,006	3,321,022	6,014,429	97,718	13,847,175	27,604,629	41,451,804
TOTAL IOU	2,446,268,347	2,183,502,560	1,335,262,970	76,842,993	6,041,876,870	356,133,793	6,398,010,663
Cooperatives							
ALGER DELTA	5,383,011	1,104,722	0	34,277	6,522,010	0	6,522,010
CHERRYLAND	20,863,439	6,644,976	0	297,371	27,805,786	0	27,805,786
CLOVERLAND	10,373,941	3,069,485	1,530,263	697,649	15,671,338	574,931	16,246,269
GREAT LAKES	75,374,126	11,632,225	20,625,276	0	107,631,627	0	107,631,627
MIDWEST	26,364,184	8,036,675	654,291	0	35,055,150	0	35,055,150
ONTONAGON	2,683,310	725,123	0	23,757	3,432,190	0	3,432,190
PRESQUE ISLE	16,835,733	4,068,246	1,166,598	583,583	22,654,160	0	22,654,160
THUMB	10,203,727	1,394,869	0	0	11,598,596	0	11,598,596
TRI-COUNTY	19,599,919	4,874,754	1,033,580	483,372	25,991,625	0	25,991,625
TOTAL COOP	187,681,390	41,551,075	25,010,008	2,120,009	256,362,482	574,931	256,937,413
TOTAL MICHIGAN	2,633,949,737	2,225,053,635	1,360,272,978	78,963,002	6,298,239,352	356,708,724	6,654,948,076

2003 MICHIGAN ELECTRIC SALES DATA
 ULTIMATE CUSTOMER

UTILITY	SALES MWH				TOTAL ULTIMATE	RESALE	TOTAL SALES
	RESIDENTIAL	COMMERCIAL	INDUSTRIAL	OTHER			
Investor Owned							
ALPENA POWER	88,432	108,364	112,271	96	309,163	0	309,163
CONSUMERS ENERGY	12,462,333	11,161,411	10,382,772	232,454	34,238,970	1,771,417	36,010,387
DETROIT EDISON	15,074,412	15,941,985	12,253,706	401,684	43,671,787	5,599,657	49,271,444
EDISON SAULT	170,484	247,462	199,981	47,716	665,643	199,934	865,577
AMERICAN ELECTRIC POWER (I&M)	1,147,469	733,478	1,053,582	11,696	2,946,225	337,054	3,283,279
NORTHERN STATES POWER d/b/a XCEL ENERGY	55,506	30,950	46,039	1,863	134,358	13,706	148,064
UPPER PEN. PWR	276,976	252,543	211,101	5,790	746,410	188,904	935,314
WISC ELEC POWER CO	167,357	146,210	2,620,094	2,273	2,935,934	506,484	3,442,418
WISC PUB SERV CO	67,680	55,830	188,547	773	312,830	312,830	625,660
TOTAL IOU	29,510,649	28,678,233	27,068,093	704,345	85,961,320	8,929,986	94,891,306
Cooperatives							
ALGER DELTA	48,518	13,196	0	298	62,012	0	62,012
CHERRYLAND	215,456	86,162	0	3,376	304,994	0	304,994
CLOVERLAND	119,635	38,255	32,773	10,429	201,092	21,421	222,513
GREAT LAKES	714,455	108,917	324,314	0	1,147,686	0	1,147,686
MIDWEST	340,456	118,192	9,624	0	468,272	0	468,272
ONTONAGON	21,007	6,193	0	98	27,298	0	27,298
PRESQUE ISLE	162,789	47,459	18,163	6,195	234,606	0	234,606
THUMB	119,596	16,347	0	0	135,943	0	135,943
TRI-COUNTY	197,666	46,717	15,897	5,233	265,513	0	265,513
TOTAL COOP	1,939,578	481,438	400,771	25,629	2,847,416	21,421	2,868,837
TOTAL MICHIGAN	31,450,227	29,159,671	27,468,864	729,974	88,808,736	8,951,407	97,760,143

**STATISTICAL DATA OF RETAIL SALES
ELECTRIC UTILITIES IN MICHIGAN**

YEAR ENDED DECEMBER 31, 2002

DATA FOR MICHIGAN BUSINESS ONLY

COMPANY	CUSTOMERS	REVENUE	MWH SALES
ALPENA POWER	17,292	20,356,318	299,048
CONSUMERS ENERGY	1,721,532	2,511,026,795	35,746,492
DETROIT EDISON	2,132,404	3,493,499,539	48,345,861
EDISON SAULT ELECTRIC	21,941	33,107,985	650,895
AMERICAN ELECTRIC POWER (I&M)	122,385	167,209,928	3,039,930
NO. STATES PWR dba XCEL ENERGY	9,161	10,199,766	136,753
UPPER PENINSULA POWER	50,922	55,120,268	772,201
WISCONSIN ELECTRIC POWER	26,627	108,358,959	2,711,308
WISCONSIN PUBLIC SERVICE	8,871	13,046,362	310,500
TOTAL INVESTOR OWNED	4,111,135	6,411,925,920	92,012,988
ALGER DELTA	9,469	5,883,487	59,037
CHERRYLAND	29,664	27,795,432	290,980
CLOVERLAND	17,814	14,566,508	197,895
GREAT LAKES	111,567	101,562,576	1,107,029
MIDWEST ENERGY	29,691	35,586,871	470,853
ONTONAGON	4,488	2,850,760	26,425
PRESQUE ISLE	31,428	22,368,599	223,765
THUMB	11,861	11,426,440	134,843
TRI-COUNTY	23,864	25,434,727	258,762
TOTAL COOPERATIVES	269,846	247,475,400	2,769,589
TOTAL COOPs & IOUs	4,380,981	6,659,401,320	94,782,577

Source of Information

Investor Owned : FERC Form 1 , page 301 line 10

Cooperative : REA Form 7 part R lines 10,11,12,19 & 9 or Part O

2002 MICHIGAN ELECTRIC SALES DATA
 ULTIMATE CUSTOMER

UTILITY	CUSTOMERS				TOTAL ULTIMATE	RESALE	TOTAL SALES
	RESIDENTIAL	COMMERCIAL	INDUSTRIAL	OTHER			
Investor Owned							
ALPENA POWER	13,724	3,371	5	192	17,292	0	17,292
CONSUMERS ENERGY	1,516,169	194,491	8,987	1,885	1,721,532	9	1,721,541
DETROIT EDISON	1,945,275	184,149	1,015	1,965	2,132,404	5	2,132,409
EDISON SAULT	18,430	3,466	4	41	21,941	2	21,943
AMERICAN ELECTRIC POWER (I&M)	105,594	15,330	1,127	334	122,385	6	122,391
NORTHERN STATES POWER d/b/a XCEL ENERGY	7,861	1,213	31	56	9,161	1	9,162
UPPER PEN. PWR	45,048	5,473	12	389	50,922	33	50,955
WISC ELEC POWER CO	23,665	2,888	13	61	26,627	17	26,644
WISC PUB SERV CO	7,921	915	8	27	8,871	5	8,876
TOTAL IOU	3,683,687	411,296	11,202	4,950	4,111,135	78	4,111,213
Cooperatives							
ALGER DELTA	9,141	302	0	26	9,469	0	9,469
CHERRYLAND	27,340	2,212	0	112	29,664	0	29,664
CLOVERLAND	16,784	792	3	235	17,814	1	17,815
GREAT LAKES	102,905	7,621	1,041	0	111,567	0	111,567
MIDWEST	28,259	1,237	47	148	29,691	0	29,691
ONTONAGON	4,179	181	0	128	4,488	0	4,488
PRESQUE ISLE	29,420	1,570	47	391	31,428	0	31,428
THUMB	11,236	596	0	29	11,861	0	11,861
TRI-COUNTY	22,129	1,377	3	355	23,864	0	23,864
TOTAL COOP	251,393	15,888	1,141	1,424	269,846	1	269,847
TOTAL MICHIGAN	3,935,080	427,184	12,343	6,374	4,380,981	79	4,381,060

2002 MICHIGAN ELECTRIC SALES DATA
 ULTIMATE CUSTOMER

UTILITY	REVENUES \$				TOTAL ULTIMATE	RESALE	TOTAL SALES
	RESIDENTIAL	COMMERCIAL	INDUSTRIAL	OTHER			
Investor Owned							
ALPENA POWER	7,717,803	8,276,130	4,339,373	23,012	20,356,318	0	20,356,318
CONSUMERS ENERGY	1,028,901,366	836,912,324	619,587,199	25,625,906	2,511,026,795	59,011,287	2,570,038,082
DETROIT EDISON	1,370,535,807	1,423,683,787	651,804,369	47,475,576	3,493,499,539	227,661,909	3,721,161,448
EDISON SAULT	9,612,051	15,271,630	7,538,906	685,398	33,107,985	6,057,466	39,165,451
AMERICAN ELECTRIC POWER (I&M)	69,262,335	47,386,271	49,189,435	1,371,887	167,209,928	13,536,698	180,746,626
NORTHERN STATES POWER d/b/a XCEL ENERGY	4,651,382	2,508,880	2,783,643	255,861	10,199,766	500,265	10,700,031
UPPER PEN. PWR	25,302,630	18,908,807	9,801,391	1,107,440	55,120,268	7,765,467	62,885,735
WISC ELEC POWER CO	14,244,691	10,827,816	82,894,160	392,292	108,358,959	15,846,668	124,205,627
WISC PUB SERV CO	4,097,973	3,536,547	5,318,388	93,454	13,046,362	21,950,879	34,997,241
TOTAL IOU	2,534,326,038	2,367,312,192	1,433,256,864	77,030,826	6,411,925,920	352,330,639	6,764,256,559
Cooperatives							
ALGER DELTA	4,857,907	993,017	0	32,563	5,883,487	0	5,883,487
CHERRYLAND	20,769,437	6,709,026	0	316,969	27,795,432	0	27,795,432
CLOVERLAND	9,458,847	2,809,008	1,582,978	715,675	14,566,508	574,931	15,141,439
GREAT LAKES	72,007,959	11,503,846	18,050,771	0	101,562,576	0	101,562,576
MIDWEST	27,623,902	6,576,615	746,673	639,681	35,586,871	0	35,586,871
ONTONAGON	2,293,656	538,029	0	19,075	2,850,760	0	2,850,760
PRESQUE ISLE	16,447,898	3,342,511	1,967,445	610,745	22,368,599	0	22,368,599
THUMB	10,039,974	1,360,525	0	25,941	11,426,440	0	11,426,440
TRI-COUNTY	19,900,465	3,331,080	1,041,668	1,161,514	25,434,727	0	25,434,727
TOTAL COOP	183,400,045	37,163,657	23,389,535	3,522,163	247,475,400	574,931	248,050,331
TOTAL MICHIGAN	2,717,726,083	2,404,475,849	1,456,646,399	80,552,989	6,659,401,320	352,905,570	7,012,306,890

2002 MICHIGAN ELECTRIC SALES DATA
 ULTIMATE CUSTOMER

UTILITY	SALES MWH				TOTAL ULTIMATE	RESALE	TOTAL SALES
	RESIDENTIAL	COMMERCIAL	INDUSTRIAL	OTHER			
Investor Owned							
ALPENA POWER	88,584	110,753	99,617	94	299,048	0	299,048
CONSUMERS ENERGY	12,698,034	11,379,985	11,435,050	233,423	35,746,492	1,625,253	37,371,745
DETROIT EDISON	15,957,874	18,395,314	13,589,485	403,188	48,345,861	6,128,452	54,474,313
EDISON SAULT	163,152	246,249	196,668	44,826	650,895	198,570	849,465
AMERICAN ELECTRIC POWER (I&M)	1,196,875	751,230	1,079,556	12,269	3,039,930	343,517	3,383,447
NORTHERN STATES POWER d/b/a XCEL ENERGY	55,456	31,900	47,384	2,013	136,753	13,433	150,186
UPPER PEN. PWR	277,921	257,662	227,371	9,247	772,201	195,736	967,937
WISC ELEC POWER CO	164,576	146,120	2,398,275	2,337	2,711,308	433,211	3,144,519
WISC PUB SERV CO	66,693	63,379	179,661	767	310,500	842,344	1,152,844
TOTAL IOU	30,669,165	31,382,592	29,253,067	708,164	92,012,988	9,780,516	101,793,504
Cooperatives							
ALGER DELTA	45,836	12,909	0	292	59,037	0	59,037
CHERRYLAND	209,036	78,372	0	3,572	290,980	0	290,980
CLOVERLAND	116,015	37,742	33,265	10,873	197,895	21,397	219,292
GREAT LAKES	704,980	117,328	284,721	0	1,107,029	0	1,107,029
MIDWEST	351,043	100,864	9,061	9,885	470,853	0	470,853
ONTONAGON	20,595	5,734	0	96	26,425	0	26,425
PRESQUE ISLE	153,368	35,239	28,971	6,187	223,765	0	223,765
THUMB	117,954	16,603	0	286	134,843	0	134,843
TRI-COUNTY	197,899	34,320	16,064	10,479	258,762	0	258,762
TOTAL COOP	1,916,726	439,111	372,082	41,670	2,769,589	21,397	2,790,986
TOTAL MICHIGAN	32,585,891	31,821,703	29,625,149	749,834	94,782,577	9,801,913	104,584,490

**STATISTICAL DATA OF RETAIL SALES
ELECTRIC UTILITIES IN MICHIGAN**

YEAR ENDED DECEMBER 31, 2001

DATA FOR MICHIGAN BUSINESS ONLY

COMPANY	CUSTOMERS	REVENUE	MWH SALES
ALPENA POWER	17,116	19,737,311	288,370
CONSUMERS ENERGY	1,700,014	2,457,181,481	35,504,051
DETROIT EDISON	2,117,948	3,510,985,299	48,089,315
EDISON SAULT ELECTRIC	21,783	33,766,628	645,293
AMERICAN ELECTRIC POWER (I&M)	121,435	160,412,471	2,907,942
NO. STATES PWR dba XCEL ENERGY	9,540	8,951,807	132,725
UPPER PENINSULA POWER	50,419	59,128,567	743,515
WISCONSIN ELECTRIC POWER	26,307	107,260,846	2,744,061
WISCONSIN PUBLIC SERVICE	8,829	13,298,633	297,663
TOTAL INVESTOR OWNED	4,073,391	6,370,723,043	91,352,935
ALGER DELTA	9,387	5,562,432	55,713
CHERRYLAND	27,147	25,786,363	277,199
CLOVERLAND	17,514	13,189,247	185,969
GREAT LAKES	109,383	93,415,850	1,028,713
MIDWEST ENERGY	32,103	32,473,715	449,370
ONTONAGON	4,422	2,739,451	25,041
PRESQUE ISLE	31,009	21,625,952	213,017
THUMB	11,732	11,082,240	129,261
TRI-COUNTY	23,378	23,677,499	249,722
TOTAL COOPERATIVES	266,075	229,552,749	2,614,005
TOTAL COOPs & IOUs	4,339,466	6,600,275,792	93,966,940

Source of Information

Investor Owned : FERC Form 1 , page 301 line 10

Cooperative : REA Form 7 part R lines 10,11,12,19 & 9 or Part O

2001 MICHIGAN ELECTRIC SALES DATA
 ULTIMATE CUSTOMER

UTILITY	CUSTOMERS				TOTAL ULTIMATE	RESALE	TOTAL SALES
	RESIDENTIAL	COMMERCIAL	INDUSTRIAL	OTHER			
Investor Owned							
ALPENA POWER	13,676	3,243	5	192	17,116	0	17,116
CONSUMERS ENERGY	1,497,558	191,440	9,156	1,860	1,700,014	10	1,700,024
DETROIT EDISON	1,930,478	184,471	1,057	1,942	2,117,948	5	2,117,953
EDISON SAULT	18,338	3,400	4	41	21,783	2	21,785
AMERICAN ELECTRIC POWER (I&M)	104,906	15,068	1,133	328	121,435	5	121,440
NORTHERN STATES POWER d/b/a XCEL ENERGY	8,103	1,351	30	56	9,540	1	9,541
UPPER PEN. PWR	44,582	5,462	12	363	50,419	0	50,419
WISC ELEC POWER CO	23,381	2,854	13	59	26,307	17	26,324
WISC PUB SERV CO	7,884	910	8	27	8,829	5	8,834
TOTAL IOU	3,648,906	408,199	11,418	4,868	4,073,391	45	4,073,436
Cooperatives							
ALGER DELTA	9,057	304	0	26	9,387	0	9,387
CHERRYLAND	24,867	2,176	0	104	27,147	0	27,147
CLOVERLAND	16,469	778	3	264	17,514	1	17,515
GREAT LAKES	100,593	8,763	27	0	109,383	0	109,383
MIDWEST	30,576	1,525	2	0	32,103	0	32,103
ONTONAGON	4,136	176	0	110	4,422	0	4,422
PRESQUE ISLE	29,045	1,561	35	368	31,009	0	31,009
THUMB	11,134	598	0	0	11,732	0	11,732
TRI-COUNTY	22,157	1,062	3	156	23,378	0	23,378
TOTAL COOP	248,034	16,943	70	1,028	266,075	1	266,076
TOTAL MICHIGAN	3,896,940	425,142	11,488	5,896	4,339,466	46	4,339,512

2001 MICHIGAN ELECTRIC SALES DATA
 ULTIMATE CUSTOMER

UTILITY	REVENUES \$				TOTAL ULTIMATE	RESALE	TOTAL SALES
	RESIDENTIAL	COMMERCIAL	INDUSTRIAL	OTHER			
Investor Owned							
ALPENA POWER	7,176,310	8,121,046	4,416,123	23,832	19,737,311	0	19,737,311
CONSUMERS ENERGY	947,656,905	822,596,877	661,734,699	25,193,000	2,457,181,481	149,702,794	2,606,884,275
DETROIT EDISON	1,256,621,686	1,475,671,241	732,194,034	46,498,338	3,510,985,299	254,211,221	3,765,196,520
EDISON SAULT	9,669,817	15,561,797	7,675,926	859,088	33,766,628	6,606,847	40,373,475
AMERICAN ELECTRIC POWER (I&M)	65,458,544	45,000,059	48,601,086	1,352,782	160,412,471	12,966,904	173,379,375
NORTHERN STATES POWER d/b/a XCEL ENERGY	4,052,529	2,198,096	2,467,475	233,707	8,951,807	511,153	9,462,960
UPPER PEN. PWR	26,250,407	20,605,622	11,148,094	1,124,444	59,128,567	6,625,300	65,753,867
WISC ELEC POWER CO	13,683,715	10,527,413	82,695,706	354,012	107,260,846	18,361,180	125,622,026
WISC PUB SERV CO	4,026,769	3,643,485	5,535,478	92,901	13,298,633	21,792,156	35,090,789
TOTAL IOU	2,334,596,682	2,403,925,636	1,556,468,621	75,732,104	6,370,723,043	470,777,555	6,841,500,598
Cooperatives							
ALGER DELTA	4,618,893	911,823	0	31,716	5,562,432	0	5,562,432
CHERRYLAND	18,963,036	6,501,113	0	322,214	25,786,363	0	25,786,363
CLOVERLAND	8,659,671	2,473,111	1,407,447	649,018	13,189,247	646,020	13,835,267
GREAT LAKES	64,564,533	19,272,274	9,252,784	326,259	93,415,850	0	93,415,850
MIDWEST	25,518,400	6,239,590	715,725	0	32,473,715	0	32,473,715
ONTONAGON	2,232,919	488,962	0	17,570	2,739,451	0	2,739,451
PRESQUE ISLE	15,874,084	3,894,648	1,308,235	548,985	21,625,952	0	21,625,952
THUMB	9,764,527	1,317,713	0	0	11,082,240	0	11,082,240
TRI-COUNTY	18,634,964	3,544,661	1,030,412	467,462	23,677,499	0	23,677,499
TOTAL COOP	168,831,027	44,643,895	13,714,603	2,363,224	229,552,749	646,020	230,198,769
TOTAL MICHIGAN	2,503,427,709	2,448,569,531	1,570,183,224	78,095,328	6,600,275,792	471,423,575	7,071,699,367

2001 MICHIGAN ELECTRIC SALES DATA
 ULTIMATE CUSTOMER

UTILITY	SALES MWH				TOTAL ULTIMATE	RESALE	TOTAL SALES
	RESIDENTIAL	COMMERCIAL	INDUSTRIAL	OTHER			
Investor Owned							
ALPENA POWER	85,123	112,792	90,361	94	288,370	0	288,370
CONSUMERS ENERGY	11,813,350	11,225,901	12,232,585	232,215	35,504,051	3,430,139	38,934,190
DETROIT EDISON	14,503,497	18,776,739	14,429,558	379,521	48,089,315	3,965,075	52,054,390
EDISON SAULT	157,759	241,155	194,620	51,759	645,293	186,358	831,651
AMERICAN ELECTRIC POWER (I&M)	1,132,727	723,082	1,040,073	12,060	2,907,942	327,979	3,235,921
NORTHERN STATES POWER d/b/a XCEL ENERGY	52,818	30,405	47,594	1,908	132,725	12,727	145,452
UPPER PEN. PWR	265,398	215,501	253,968	8,648	743,515	170,402	913,917
WISC ELEC POWER CO	156,914	141,429	2,443,561	2,157	2,744,061	432,066	3,176,127
WISC PUB SERV CO	63,524	62,983	170,393	763	297,663	803,116	1,100,779
TOTAL IOU	28,231,110	31,529,987	30,902,713	689,125	91,352,935	9,327,862	100,680,797
Cooperatives							
ALGER DELTA	43,615	11,813	0	285	55,713	0	55,713
CHERRYLAND	197,844	75,622	0	3,733	277,199	0	277,199
CLOVERLAND	109,377	34,294	31,445	10,853	185,969	20,434	206,403
GREAT LAKES	638,674	212,335	174,717	2,987	1,028,713	0	1,028,713
MIDWEST	340,415	99,831	9,124	0	449,370	0	449,370
ONTONAGON	19,901	5,043	0	97	25,041	0	25,041
PRESQUE ISLE	143,717	44,946	18,613	5,741	213,017	0	213,017
THUMB	112,947	16,314	0	0	129,261	0	129,261
TRI-COUNTY	189,253	38,863	16,460	5,146	249,722	0	249,722
TOTAL COOP	1,795,743	539,061	250,359	28,842	2,614,005	20,434	2,634,439
TOTAL MICHIGAN	30,026,853	32,069,048	31,153,072	717,967	93,966,940	9,348,296	103,315,236

**STATISTICAL DATA OF RETAIL SALES
ELECTRIC UTILITIES IN MICHIGAN**

YEAR ENDED DECEMBER 31, 2000

DATA FOR MICHIGAN BUSINESS ONLY

COMPANY	CUSTOMERS	REVENUE	MWH SALES
ALPENA POWER	16,700	20,107,363	311,280
CONSUMERS ENERGY	1,677,235	2,480,511,423	35,860,022
DETROIT EDISON	2,101,124	3,833,662,601	50,131,010
EDISON SAULT ELECTRIC	21,618	33,524,664	643,630
AMERICAN ELECTRIC POWER (I&M)	120,876	159,821,669	2,891,532
NO. STATES PWR dba XCEL ENERG	9,519	8,710,859	135,316
UPPER PENINSULA POWER	49,928	59,260,519	741,085
WISCONSIN ELECTRIC POWER	25,904	114,448,685	3,173,317
WISCONSIN PUBLIC SERVICE	8,763	13,315,875	314,836
TOTAL INVESTOR OWNED	4,031,667	6,723,363,658	94,202,028
ALGER DELTA	9,211	5,221,301	54,437
CHERRYLAND	28,279	24,373,209	263,537
CLOVERLAND	17,164	13,333,444	187,850
GREAT LAKES	107,137	80,591,690	985,968
MIDWEST ENERGY	31,466	31,756,404	422,993
ONTONAGON	4,364	2,559,648	24,816
PRESQUE ISLE	30,442	20,716,253	212,347
THUMB	11,565	10,427,484	124,974
TRI-COUNTY	22,991	22,647,899	236,237
TOTAL COOPERATIVES	262,619	211,627,332	2,513,159
TOTAL COOPs & IOUs	4,294,286	6,934,990,990	96,715,187

Source of Information

Investor Owned : FERC Form 1 , page 301 line 10

Cooperative : REA Form 7 part R lines 10,11,12,19 & 9

2000 MICHIGAN ELECTRIC SALES DATA
 ULTIMATE CUSTOMER

UTILITY	CUSTOMERS				TOTAL ULTIMATE	RESALE	TOTAL SALES
	RESIDENTIAL	COMMERCIAL	INDUSTRIAL	OTHER			
Investor Owned							
ALPENA POWER	13,341	3,163	5	191	16,700	0	16,700
CONSUMERS ENERGY	1,478,731	187,464	9,204	1,836	1,677,235	15	1,677,250
DETROIT EDISON	1,913,436	184,729	1,052	1,907	2,101,124	5	2,101,129
EDISON SAULT	18,258	3,315	4	41	21,618	1	21,619
AMERICAN ELECTRIC POWER (I&M)	104,604	14,807	1,140	325	120,876	4	120,880
NORTHERN STATES POWER d/b/a XCEL ENERGY	8,129	1,308	24	58	9,519	1	9,520
UPPER PEN. PWR	44,143	5,424	9	352	49,928	30	49,958
WISC ELEC POWER CO	23,037	2,796	12	59	25,904	15	25,919
WISC PUB SERV CO	7,831	897	8	27	8,763	5	8,768
TOTAL IOU	3,611,510	403,903	11,458	4,796	4,031,667	76	4,031,743
Cooperatives							
ALGER DELTA	8,865	319	0	27	9,211	0	9,211
CHERRYLAND	26,170	2,009	0	100	28,279	0	28,279
CLOVERLAND	16,144	765	3	252	17,164	1	17,165
GREAT LAKES	98,839	8,277	21	0	107,137	0	107,137
MIDWEST	30,060	1,191	215	0	31,466	0	31,466
ONTONAGON	4,096	163	0	105	4,364	0	4,364
PRESQUE ISLE	28,520	1,523	39	360	30,442	0	30,442
THUMB	11,015	550	0	0	11,565	0	11,565
TRI-COUNTY	21,826	1,005	3	157	22,991	0	22,991
TOTAL COOP	245,535	15,802	281	1,001	262,619	1	262,620
TOTAL MICHIGAN	3,857,045	419,705	11,739	5,797	4,294,286	77	4,294,363

2000 MICHIGAN ELECTRIC SALES DATA
ULTIMATE CUSTOMER

UTILITY	REVENUES \$				TOTAL ULTIMATE	RESALE	TOTAL SALES
	RESIDENTIAL	COMMERCIAL	INDUSTRIAL	OTHER			
Investor Owned							
ALPENA POWER	6,785,202	7,831,910	5,465,071	25,180	20,107,363	0	20,107,363
CONSUMERS ENERGY	953,446,173	814,842,479	686,941,405	25,281,366	2,480,511,423	166,455,709	2,646,967,132
DETROIT EDISON	1,264,745,033	1,669,818,839	848,302,096	50,796,633	3,833,662,601	190,602,243	4,024,264,844
EDISON SAULT	9,541,214	15,305,718	7,793,036	884,696	33,524,664	5,530,521	39,055,185
AMERICAN ELECTRIC POWER (I&M)	62,767,700	45,077,196	50,626,768	1,350,005	159,821,669	12,749,451	172,571,120
NORTHERN STATES POWER d/b/a XCEL ENERGY	3,935,213	2,257,130	2,245,259	273,257	8,710,859	486,626	9,197,485
UPPER PEN. PWR	26,329,421	20,968,003	10,829,846	1,133,249	59,260,519	6,244,506	65,505,025
WISC ELEC POWER CO	13,558,660	10,304,730	90,230,731	354,564	114,448,685	11,903,533	126,352,218
WISC PUB SERV CO	3,870,598	3,605,790	5,746,613	92,874	13,315,875	21,063,725	34,379,600
TOTAL IOU	2,344,979,214	2,590,011,795	1,708,180,825	80,191,824	6,723,363,658	415,036,314	7,138,399,972
Cooperatives							
ALGER DELTA	4,327,953	863,245	0	30,103	5,221,301	0	5,221,301
CHERRYLAND	17,922,623	6,132,789	0	317,797	24,373,209	0	24,373,209
CLOVERLAND	8,791,694	2,484,211	1,427,856	629,683	13,333,444	678,000	14,011,444
GREAT LAKES	60,908,433	18,728,944	640,140	314,173	80,591,690	0	80,591,690
MIDWEST	25,033,867	1,908,920	4,813,617	0	31,756,404	0	31,756,404
ONTONAGON	2,111,672	432,000	0	15,976	2,559,648	0	2,559,648
PRESQUE ISLE	14,963,826	3,301,256	1,929,437	521,734	20,716,253	0	20,716,253
THUMB	9,254,167	1,173,317	0	0	10,427,484	0	10,427,484
TRI-COUNTY	17,902,481	3,270,886	1,032,711	441,821	22,647,899	0	22,647,899
TOTAL COOP	161,216,716	38,295,568	9,843,761	2,271,287	211,627,332	678,000	212,305,332
TOTAL MICHIGAN	2,506,195,930	2,628,307,363	1,718,024,586	82,463,111	6,934,990,990	415,714,314	7,350,705,304

2000 MICHIGAN ELECTRIC SALES DATA
 ULTIMATE CUSTOMER

UTILITY	SALES MWH				TOTAL ULTIMATE	RESALE	TOTAL SALES
	RESIDENTIAL	COMMERCIAL	INDUSTRIAL	OTHER			
Investor Owned							
ALPENA POWER	82,885	110,362	117,939	94	311,280	0	311,280
CONSUMERS ENERGY	11,539,312	11,110,675	12,977,830	232,205	35,860,022	4,447,393	40,307,415
DETROIT EDISON	13,903,046	19,761,634	16,089,548	376,782	50,131,010	4,868,855	54,999,865
EDISON SAULT	155,600	237,153	197,878	52,999	643,630	175,567	819,197
AMERICAN ELECTRIC POWER (I&M)	1,083,398	703,497	1,092,695	11,942	2,891,532	322,732	3,214,264
NORTHERN STATES POWER d/b/a XCEL ENERGY	53,153	32,350	47,180	2,633	135,316	12,906	148,222
UPPER PEN. PWR	269,314	203,522	259,445	8,804	741,085	169,487	910,572
WISC ELEC POWER CO	158,896	142,859	2,869,307	2,255	3,173,317	357,771	3,531,088
WISC PUB SERV CO	61,789	63,755	188,527	765	314,836	766,659	1,081,495
TOTAL IOU	27,307,393	32,365,807	33,840,349	688,479	94,202,028	11,121,370	105,323,398
Cooperatives							
ALGER DELTA	42,533	11,619	0	285	54,437	0	54,437
CHERRYLAND	187,617	72,137	0	3,783	263,537	0	263,537
CLOVERLAND	112,693	34,540	30,501	10,116	187,850	19,652	207,502
GREAT LAKES	614,747	210,319	158,000	2,902	985,968	0	985,968
MIDWEST	324,831	24,524	73,638	0	422,993	0	422,993
ONTONAGON	19,821	4,907	0	88	24,816	0	24,816
PRESQUE ISLE	142,857	35,060	28,895	5,535	212,347	0	212,347
THUMB	109,777	15,197	0	0	124,974	0	124,974
TRI-COUNTY	180,658	33,756	16,932	4,891	236,237	0	236,237
TOTAL COOP	1,735,534	442,059	307,966	27,600	2,513,159	19,652	2,532,811
TOTAL MICHIGAN	29,042,927	32,807,866	34,148,315	716,079	96,715,187	11,141,022	107,856,209

**STATISTICAL DATA OF RETAIL SALES
ELECTRIC UTILITIES IN MICHIGAN**

YEAR ENDED DECEMBER 31, 1999

DATA FOR MICHIGAN BUSINESS ONLY

COMPANY	CUSTOMERS	REVENUE	MWH SALES
ALPENA POWER	16,538	19,930,242	310,181
CONSUMERS ENERGY	1,651,437	2,498,265,792	35,754,795
DETROIT EDISON	2,078,607	3,791,116,416	49,822,240
EDISON SAULT ELECTRIC	21,469	33,504,209	646,408
AMERICAN ELECTRIC POWER (I&M)	119,921	178,781,735	2,879,769
NORTHERN STATES POWER	9,636	8,896,303	137,989
UPPER PENINSULA POWER	62,709	56,031,915	738,872
WISCONSIN ELECTRIC POWER	25,467	104,690,959	2,923,500
WISCONSIN PUBLIC SERVICE	8,694	12,839,453	315,340
TOTAL INVESTOR OWNED	3,994,478	6,704,057,024	93,529,094
ALGER DELTA	9,070	5,026,218	52,930
CHERRYLAND	27,243	23,357,066	252,882
CLOVERLAND	16,724	12,554,337	176,491
GREAT LAKES	105,505	84,895,570	945,798
MIDWEST ENERGY	30,708	26,823,205	411,086
ONTONAGON	4,281	2,514,845	24,521
PRESQUE ISLE	29,857	20,029,454	206,740
THUMB	11,405	9,808,205	120,524
TRI-COUNTY	22,548	22,089,573	231,788
TOTAL COOPERATIVES	257,341	207,098,473	2,422,760
TOTAL COOPs & IOUs	4,251,819	6,911,155,497	95,951,854

Source of Information

Investor Owned : FERC Form 1 , page 301 line 10

Cooperative : REA Form 7 part R lines 10,11,12,19 & 9

1999 MICHIGAN ELECTRIC SALES DATA
 ULTIMATE CUSTOMER

UTILITY	CUSTOMERS				TOTAL ULTIMATE	RESALE	TOTAL SALES
	RESIDENTIAL	COMMERCIAL	INDUSTRIAL	OTHER			
Investor Owned							
ALPENA POWER	13,259	3,083	5	191	16,538	0	16,538
CONSUMERS ENERGY	1,457,459	182,958	9,196	1,824	1,651,437	16	1,651,453
DETROIT EDISON	1,893,736	181,893	1,046	1,932	2,078,607	12	2,078,619
EDISON SAULT	18,195	3,229	4	41	21,469	1	21,470
AMERICAN ELECTRIC POWER (I&M)	103,943	14,515	1,141	322	119,921	5	119,926
NORTHERN STATES	8,267	1,286	25	58	9,636	1	9,637
UPPER PEN. PWR	56,002	6,534	9	164	62,709	0	62,709
WISC ELEC POWER CO	22,645	2,751	13	58	25,467	13	25,480
WISC PUB SERV CO	7,778	883	8	25	8,694	5	8,699
TOTAL IOU	3,581,284	397,132	11,447	4,615	3,994,478	53	3,994,531
Cooperatives							
ALGER DELTA	8,663	380	0	27	9,070	0	9,070
CHERRYLAND	25,268	1,877	0	98	27,243	0	27,243
CLOVERLAND	15,734	743	3	244	16,724	1	16,725
GREAT LAKES	101,776	3,216	9	504	105,505	0	105,505
MIDWEST	29,359	1,097	252	0	30,708	0	30,708
ONTONAGON	4,023	156	0	102	4,281	0	4,281
PRESQUE ISLE	28,010	1,461	33	353	29,857	0	29,857
THUMB	10,889	516	0	0	11,405	0	11,405
TRI-COUNTY	212,833	8,930	297	1,328	223,388	1	223,389
TOTAL COOP	436,555	18,376	594	2,656	458,181	2	458,183
TOTAL MICHIGAN	4,017,839	415,508	12,041	7,271	4,452,659	55	4,452,714

1999 MICHIGAN ELECTRIC SALES DATA
 ULTIMATE CUSTOMER

UTILITY	REVENUES \$				TOTAL ULTIMATE	RESALE	TOTAL SALES
	RESIDENTIAL	COMMERCIAL	INDUSTRIAL	OTHER			
Investor Owned							
ALPENA POWER	6,545,729	7,631,851	5,726,352	26,310	19,930,242	0	19,930,242
CONSUMERS ENERGY	976,005,952	795,561,883	702,156,027	24,541,930	2,498,265,792	138,836,250	2,637,102,042
DETROIT EDISON	1,300,433,016	1,628,642,044	815,148,883	46,892,473	3,791,116,416	181,694,224	3,972,810,640
EDISON SAULT	9,574,602	14,850,123	8,187,208	892,276	33,504,209	4,589,761	38,093,970
AMERICAN ELECTRIC POWER (I&M)	72,251,412	48,572,409	56,548,340	1,409,574	178,781,735	20,542,334	199,324,069
NORTHERN STATES	3,794,903	2,191,798	2,610,141	299,461	8,896,303	480,429	9,376,732
UPPER PEN. PWR	25,109,018	19,035,137	10,808,893	1,078,867	56,031,915	4,865,262	60,897,177
WISC ELEC POWER CO	12,934,108	9,927,645	81,471,423	357,783	104,690,959	10,053,232	114,744,191
WISC PUB SERV CO	3,740,646	3,505,443	5,500,827	92,537	12,839,453	8,763,954	21,603,407
TOTAL IOU	2,410,389,386	2,529,918,333	1,688,158,094	75,591,211	6,704,057,024	369,825,446	7,073,882,470
Cooperatives							
ALGER DELTA	4,119,059	875,000	0	32,159	5,026,218	0	5,026,218
CHERRYLAND	17,231,156	5,827,813	0	298,097	23,357,066	0	23,357,066
CLOVERLAND	8,196,318	2,360,865	1,394,997	602,157	12,554,337	620,813	13,175,150
GREAT LAKES	62,488,928	18,554,120	3,387,505	465,017	84,895,570	0	84,895,570
MIDWEST	21,317,181	1,682,165	3,823,859	0	26,823,205	0	26,823,205
ONTONAGON	2,075,235	422,146	0	17,464	2,514,845	0	2,514,845
PRESQUE ISLE	14,209,091	4,839,592	516,049	464,722	20,029,454	0	20,029,454
THUMB	8,825,462	982,743	0	0	9,808,205	0	9,808,205
TRI-COUNTY	17,148,887	3,405,579	1,097,468	437,639	22,089,573	0	22,089,573
TOTAL COOP	155,611,317	38,950,023	10,219,878	2,317,255	207,098,473	620,813	207,719,286
TOTAL MICHIGAN	2,566,000,703	2,568,868,356	1,698,377,972	77,908,466	6,911,155,497	370,446,259	7,281,601,756

1999 MICHIGAN ELECTRIC SALES DATA
 ULTIMATE CUSTOMER

UTILITY	SALES MWH				TOTAL ULTIMATE	RESALE	TOTAL SALES
	RESIDENTIAL	COMMERCIAL	INDUSTRIAL	OTHER			
Investor Owned							
ALPENA POWER	82,456	107,365	120,210	150	310,181	0	310,181
CONSUMERS ENERGY	11,447,338	10,802,791	13,285,489	219,177	35,754,795	4,624,800	40,379,595
DETROIT EDISON	14,064,096	19,546,640	15,863,779	347,725	49,822,240	5,702,232	55,524,472
EDISON SAULT	156,219	229,518	209,251	51,420	646,408	165,974	812,382
AMERICAN ELECTRIC POWER (I&M)	1,099,219	697,170	1,071,567	11,813	2,879,769	475,582	3,355,351
NORTHERN STATES	52,598	30,648	51,492	3,251	137,989	12,668	150,657
UPPER PEN. PWR	263,742	239,698	226,913	8,519	738,872	138,762	877,634
WISC ELEC POWER CO	154,275	137,695	2,629,321	2,209	2,923,500	347,018	3,270,518
WISC PUB SERV CO	62,208	65,272	187,102	758	315,340	305,542	620,882
TOTAL IOU	27,382,151	31,856,797	33,645,124	645,022	93,529,094	11,772,578	105,301,672
Cooperatives							
ALGER DELTA	41,172	11,446	0	312	52,930	0	52,930
CHERRYLAND	180,138	69,265	0	3,479	252,882	0	252,882
CLOVERLAND	104,200	32,460	29,824	10,007	176,491	19,560	196,051
GREAT LAKES	640,729	243,435	57,005	4,629	945,798	0	945,798
MIDWEST	320,001	26,115	64,970	0	411,086	0	411,086
ONTONAGON	19,623	4,786	0	112	24,521	0	24,521
PRESQUE ISLE	135,525	53,409	12,920	4,886	206,740	0	206,740
THUMB	107,633	12,891	0	0	120,524	0	120,524
TRI-COUNTY	1,441,388	440,916	164,719	23,425	2,070,448	19,560	2,090,008
TOTAL COOP	2,990,409	894,723	329,438	46,850	4,261,420	39,120	4,300,540
TOTAL MICHIGAN	30,372,560	32,751,520	33,974,562	691,872	97,790,514	11,811,698	109,602,212

**STATISTICAL DATA OF RETAIL SALES
ELECTRIC UTILITIES IN MICHIGAN**

YEAR ENDED DECEMBER 31, 1998

DATA FOR MICHIGAN BUSINESS ONLY

COMPANY	CUSTOMERS	REVENUE	MWH SALES
ALPENA POWER	16,283	19,220,664	301,171
CONSUMERS ENERGY	1,627,792	2,441,167,863	35,061,067
DETROIT EDISON	2,061,667	3,612,853,081	47,905,201
EDISON SAULT ELECTRIC	21,287	32,501,708	631,878
AMERICAN ELECTRIC POWER (I&M)	118,774	180,720,956	2,776,809
NORTHERN STATES POWER	9,768	8,841,614	141,213
UPPER PENINSULA POWER	62,384	49,343,810	698,416
WISCONSIN ELECTRIC POWER	25,187	107,612,310	3,139,468
WISCONSIN PUBLIC SERVICE	8,643	12,588,675	312,791
TOTAL INVESTOR OWNED	3,951,785	6,464,850,681	90,968,014
ALGER DELTA	8,939	4,878,230	51,196
CHERRYLAND	26,224	22,697,411	245,842
CLOVERLAND	16,306	12,349,766	170,838
GREAT LAKES	40,931	32,759,544	380,924
MIDWEST ENERGY	30,165	26,803,229	399,800
ONTONAGON	4,215	2,333,253	22,644
PRESQUE ISLE	29,224	19,207,931	198,875
THUMB	11,341	8,462,542	115,294
TOP O'MICHIGAN	49,575	40,815,740	436,552
TRI-COUNTY	21,996	21,762,573	226,736
WESTERN MICHIGAN	11,986	6,894,159	62,041
TOTAL COOPERATIVES	250,902	198,964,378	2,310,742
TOTAL COOPs & IOUs	4,202,687	6,663,815,059	93,278,756

Source of Information

Investor Owned : FERC Form 1 , page 301 line 10

Cooperative : REA Form 7 part R lines 10,11,12,19 & 9

1998 MICHIGAN ELECTRIC SALES DATA
 ULTIMATE CUSTOMER

UTILITY	CUSTOMERS				TOTAL ULTIMATE	RESALE	TOTAL SALES
	RESIDENTIAL	COMMERCIAL	INDUSTRIAL	OTHER			
Investor Owned							
ALPENA POWER	13,086	2,999	5	193	16,283	0	16,283
CONSUMERS ENERGY	1,437,678	179,112	9,195	1,807	1,627,792	16	1,627,808
DETROIT EDISON	1,878,556	180,110	1,036	1,965	2,061,667	12	2,061,679
EDISON SAULT	18,051	3,191	4	41	21,287	1	21,288
AMERICAN ELECTRIC POWER (I&M)	103,042	14,257	1,140	335	118,774	8	118,782
NORTHERN STATES	8,405	1,281	24	58	9,768	1	9,769
UPPER PEN. PWR	55,800	6,406	9	169	62,384	25	62,409
WISC ELEC POWER CO	22,372	2,747	12	56	25,187	13	25,200
WISC PUB SERV CO	7,738	873	8	24	8,643	3	8,646
TOTAL IOU	3,544,728	390,976	11,433	4,648	3,951,785	79	3,951,864
Cooperatives							
ALGER DELTA	8,481	412	20	26	8,939	0	8,939
CHERRYLAND	24,277	1,851	0	96	26,224	0	26,224
CLOVERLAND	15,333	729	3	241	16,306	1	16,307
GREAT LAKES	38,973	1,746	0	212	40,931	0	40,931
MIDWEST	28,983	1,012	170	0	30,165	0	30,165
ONTONAGON	3,964	149	0	102	4,215	0	4,215
PRESQUE ISLE	27,415	1,435	25	349	29,224	0	29,224
THUMB	10,852	489	0	0	11,341	0	11,341
TOP O'MICH	48,401	945	9	220	49,575	0	49,575
TRI-COUNTY	20,913	926	3	154	21,996	0	21,996
WESTERN MICH	11,594	329	0	63	11,986	0	11,986
TOTAL COOP	239,186	10,023	230	1,463	250,902	1	250,903
TOTAL MICHIGAN	3,783,914	400,999	11,663	6,111	4,202,687	80	4,202,767

1998 MICHIGAN ELECTRIC SALES DATA
 ULTIMATE CUSTOMER

UTILITY	REVENUES \$				TOTAL ULTIMATE	RESALE	TOTAL SALES
	RESIDENTIAL	COMMERCIAL	INDUSTRIAL	OTHER			
Investor Owned							
ALPENA POWER	6,382,826	7,348,114	5,463,232	26,492	19,220,664	0	19,220,664
CONSUMERS ENERGY	938,454,612	774,696,365	703,877,754	24,139,132	2,441,167,863	123,888,810	2,565,056,673
DETROIT EDISON	1,252,988,226	1,553,099,330	757,503,726	49,261,799	3,612,853,081	195,997,960	3,808,851,041
EDISON SAULT	9,010,170	14,028,327	8,581,446	881,765	32,501,708	4,963,876	37,465,584
AMERICAN ELECTRIC POWER (I&M)	73,083,678	48,912,380	57,187,368	1,537,530	180,720,956	42,814,511	223,535,467
NORTHERN STATES	3,594,566	2,160,538	2,817,505	269,005	8,841,614	468,057	9,309,671
UPPER PEN. PWR	21,893,723	16,688,140	9,772,886	989,061	49,343,810	4,892,092	54,235,902
WISC ELEC POWER CO	12,325,218	9,543,818	85,389,304	353,970	107,612,310	10,098,902	117,711,212
WISC PUB SERV CO	3,609,794	3,385,461	5,500,253	93,167	12,588,675	411,944	13,000,619
TOTAL IOU	2,321,342,813	2,429,862,473	1,636,093,474	77,551,921	6,464,850,681	383,536,152	6,848,386,833
Cooperatives							
ALGER DELTA	3,952,809	492,482	399,866	33,073	4,878,230	0	4,878,230
CHERRYLAND	16,270,613	6,154,706	0	272,092	22,697,411	0	22,697,411
CLOVERLAND	8,044,978	2,327,488	1,395,790	581,510	12,349,766	675,094	13,024,860
GREAT LAKES	23,739,353	8,841,727	0	178,464	32,759,544	0	32,759,544
MIDWEST	21,875,718	1,683,477	3,244,034	0	26,803,229	0	26,803,229
ONTONAGON	1,955,694	359,563	0	17,996	2,333,253	0	2,333,253
PRESQUE ISLE	13,596,108	4,043,456	1,122,804	445,563	19,207,931	0	19,207,931
THUMB	7,659,553	802,989	0	0	8,462,542	0	8,462,542
TOP O'MICH	30,433,090	7,056,026	3,091,855	234,769	40,815,740	0	40,815,740
TRI-COUNTY	16,630,218	3,717,207	1,080,526	334,622	21,762,573	0	21,762,573
WESTERN MICH	5,845,933	1,037,027	0	11,199	6,894,159	0	6,894,159
TOTAL COOP	150,004,067	36,516,148	10,334,875	2,109,288	198,964,378	675,094	199,639,472
TOTAL MICHIGAN	2,471,346,880	2,466,378,621	1,646,428,349	79,661,209	6,663,815,059	384,211,246	7,048,026,305

1998 MICHIGAN ELECTRIC SALES DATA
 ULTIMATE CUSTOMER

UTILITY	SALES MWH				TOTAL ULTIMATE	RESALE	TOTAL SALES
	RESIDENTIAL	COMMERCIAL	INDUSTRIAL	OTHER			
Investor Owned							
ALPENA POWER	80,497	103,834	116,685	155	301,171	0	301,171
CONSUMERS ENERGY	11,031,902	10,539,032	13,270,517	219,616	35,061,067	4,705,440	39,766,507
DETROIT EDISON	13,751,782	18,896,626	14,883,859	372,934	47,905,201	7,007,397	54,912,598
EDISON SAULT	146,375	216,419	219,359	49,725	631,878	159,238	791,116
AMERICAN ELECTRIC POWER (I&M)	1,064,959	676,826	1,022,261	12,763	2,776,809	1,001,592	3,778,401
NORTHERN STATES	52,124	30,069	55,606	3,414	141,213	13,021	154,234
UPPER PEN. PWR	241,517	223,282	225,565	8,052	698,416	140,101	838,517
WISC ELEC POWER CO	153,251	136,321	2,847,667	2,229	3,139,468	348,951	3,488,419
WISC PUB SERV CO	60,098	63,512	188,421	760	312,791	11,207	323,998
TOTAL IOU	26,582,505	30,885,921	32,829,940	669,648	90,968,014	13,386,947	104,354,961
Cooperatives							
ALGER DELTA	39,626	5,945	5,309	316	51,196	0	51,196
CHERRYLAND	169,950	72,609	0	3,283	245,842	0	245,842
CLOVERLAND	101,176	31,559	28,742	9,361	170,838	19,227	190,065
GREAT LAKES	244,889	134,150	0	1,885	380,924	0	380,924
MIDWEST	321,181	25,432	53,187	0	399,800	0	399,800
ONTONAGON	18,527	3,998	0	119	22,644	0	22,644
PRESQUE ISLE	130,208	60,770	3,199	4,698	198,875	0	198,875
THUMB	104,020	11,274	0	0	115,294	0	115,294
TOP O'MICH	299,649	81,543	53,016	2,344	436,552	0	436,552
TRI-COUNTY	170,064	37,063	16,325	3,284	226,736	0	226,736
WESTERN MICH	51,257	10,708	0	76	62,041	0	62,041
TOTAL COOP	1,650,547	475,051	159,778	25,366	2,310,742	19,227	2,329,969
TOTAL MICHIGAN	28,233,052	31,360,972	32,989,718	695,014	93,278,756	13,406,174	106,684,930

**STATISTICAL DATA OF RETAIL SALES
ELECTRIC UTILITIES IN MICHIGAN**

YEAR ENDED DECEMBER 31, 1997

DATA FOR MICHIGAN BUSINESS ONLY

COMPANY	CUSTOMERS	REVENUE	MWH SALES
ALPENA POWER	16,101	18,465,501	299,590
CONSUMERS ENERGY	1,603,469	2,373,098,816	34,451,496
DETROIT EDISON	2,039,495	3,456,794,510	45,822,259
EDISON SAULT ELECTRIC	21,156	32,513,880	628,967
AMERICAN ELECTRIC POWER (I&M)	117,629	162,784,701	2,746,974
NORTHERN STATES POWER	9,763	8,801,887	143,946
UPPER PENINSULA POWER	62,396	49,499,664	706,246
WISCONSIN ELECTRIC POWER	24,933	102,136,339	2,974,627
WISCONSIN PUBLIC SERVICE	8,590	14,548,663	363,620
TOTAL INVESTOR OWNED	3,903,532	6,218,643,961	88,137,725
ALGER DELTA	8,785	4,739,695	51,230
CHERRYLAND	26,096	20,849,286	234,530
CLOVERLAND	15,985	12,024,100	165,415
MIDWEST ENERGY - FRUITBELT	24,876	21,576,886	322,903
GREAT LAKES - NEWAYGO (O&A)	27,983	20,872,901	243,530
GREAT LAKES - HART (OCEANA)	10,376	8,333,206	92,395
ONTONAGON	4,147	2,232,048	21,536
PRESQUE ISLE	28,631	18,308,839	196,717
MIDWEST ENERGY - SOUTHEASTERN	4,652	3,584,761	46,787
THUMB	11,006	9,637,513	114,244
TOP O'MICHIGAN	48,071	39,805,761	443,715
TRI-COUNTY	21,442	19,820,948	216,620
WESTERN MICHIGAN	11,807	6,480,900	61,800
TOTAL COOPERATIVES	243,857	188,266,844	2,211,422
TOTAL COOPs & IOUs	4,147,389	6,406,910,805	90,349,147

Source of Information

Investor Owned : FERC Form 1 , page 301 line 10

Cooperative : REA Form 7 part R lines 10,11,12,19 & 9

1997 MICHIGAN ELECTRIC SALES DATA
 ULTIMATE CUSTOMER

UTILITY	CUSTOMERS				TOTAL ULTIMATE	RESALE	TOTAL SALES
	RESIDENTIAL	COMMERCIAL	INDUSTRIAL	OTHER			
Investor Owned							
ALPENA POWER	12,979	2,925	5	192	16,101	0	16,101
CONSUMERS ENERGY	1,417,168	175,314	9,203	1,784	1,603,469	17	1,603,486
DETROIT EDISON	1859432	177088	1005	1970	2,039,495	12	2,039,507
EDISON SAULT	17,928	3,184	4	40	21,156	1	21,157
AMERICAN ELECTRIC POWER (I&M)	102250	13954	1139	286	117,629	9	117,638
NORTHERN STATES	8407	1275	22	59	9,763	1	9,764
UPPER PEN. PWR	55723	6499	9	165	62,396	23	62,419
WISC ELEC POWER CO	22151	2715	13	54	24,933	13	24,946
WISC PUB SERV CO	7684	876	7	23	8,590	3	8,593
TOTAL IOU	3503722	383830	11407	4573	3903532	79	3903611
Cooperatives							
ALGER DELTA	8322	441	0	22	8,785	0	8,785
CHERRYLAND	24071	1926	0	99	26,096	0	26,096
CLOVERLAND	15037	706	3	239	15,985	1	15,986
MIDWEST ENERGY - FRUITBELT DIVISION	24140	564	172	0	24,876	0	24,876
GREAT LAKES ENERGY - NEWAYGO (O & A)	26696	1187	0	100	27,983	0	27,983
GREAT LAKES ENERGY - HART (OCEANA)	9847	452	31	46	10,376	0	10,376
ONTONAGON	3901	144	0	102	4,147	0	4,147
PRESQUE ISLE	26884	1395	3	349	28,631	0	28,631
MIDWEST ENERGY - SOUTHEASTERN DIVISION	4411	202	11	28	4,652	0	4,652
THUMB	10553	453	0	0	11,006	0	11,006
TOP O'MICH	46927	927	10	207	48,071	0	48,071
TRI-COUNTY	20374	938	3	127	21,442	0	21,442
WESTERN MICH	11448	288	0	71	11,807	0	11,807
TOTAL COOP	232611	9623	233	1390	243857	1	243858
TOTAL MICHIGAN	3736333	393453	11640	5963	4147389	80	4147469

1997 MICHIGAN ELECTRIC SALES DATA
 ULTIMATE CUSTOMER

UTILITY	REVENUES \$				TOTAL ULTIMATE	RESALE	TOTAL SALES
	RESIDENTIAL	COMMERCIAL	INDUSTRIAL	OTHER			
Investor Owned							
ALPENA POWER	6,274,557	6,990,844	5,174,225	25,875	18,465,501	0	18,465,501
CONSUMERS ENERGY	907,968,319	735,928,771	705,361,261	23,840,465	2,373,098,816	98,528,676	2,471,627,492
DETROIT EDISON	1,178,902,821	1,501,039,438	730,791,076	46,061,175	3,456,794,510	135,269,324	3,592,063,834
EDISON SAULT	9,224,855	13,832,576	8,593,517	862,932	32,513,880	4,741,115	37,254,995
AMERICAN ELECTRIC POWER (I&M)	66,824,705	43,736,429	50,955,820	1,267,747	162,784,701	30,127,046	192,911,747
NORTHERN STATES	3,632,883	2,142,985	2,723,281	302,738	8,801,887	477,543	9,279,430
UPPER PEN. PWR	22,626,370	16,611,373	9,271,476	990,445	49,499,664	5,074,746	54,574,410
WISC ELEC POWER CO	11,959,529	9,088,590	80,754,618	333,602	102,136,339	15,775,934	117,912,273
WISC PUB SERV CO	3,730,705	3,470,966	7,254,111	92,881	14,548,663	412,566	14,961,229
TOTAL IOU	2,211,144,744	2,332,841,972	1,600,879,385	73,777,860	6,218,643,961	290,406,950	6,509,050,911
Cooperatives							
ALGER DELTA	3,813,546	894,231	0	31,918	4,739,695	0	4,739,695
CHERRYLAND	15,275,167	5,340,055	0	234,064	20,849,286	0	20,849,286
CLOVERLAND	8,017,215	2,262,064	1,177,214	567,607	12,024,100	687,527	12,711,627
MIDWEST ENERGY - FRUITBELT DIVISION	17,875,136	800,888	2,900,862	0	21,576,886	0	21,576,886
GREAT LAKES ENERGY - NEWAYGO (O & A)	16,102,532	4,640,061	0	130,308	20,872,901	0	20,872,901
GREAT LAKES ENERGY - HART (OCEANA)	6,218,864	704,400	1,368,236	41,706	8,333,206	0	8,333,206
ONTONAGON	1,936,461	278,240	0	17,347	2,232,048	0	2,232,048
PRESQUE ISLE	13,058,942	3,818,443	994,541	436,913	18,308,839	0	18,308,839
MIDWEST ENERGY - SOUTHEASTERN DIVISION	3,154,102	260,340	112,934	57,385	3,584,761	0	3,584,761
THUMB	8,791,103	846,410	0	0	9,637,513	0	9,637,513
TOP O'MICH	30,235,818	6,552,836	2,818,542	198,565	39,805,761	0	39,805,761
TRI-COUNTY	15,533,227	2,861,195	1,160,036	266,490	19,820,948	0	19,820,948
WESTERN MICH	5,488,538	974,734	0	17,628	6,480,900	0	6,480,900
TOTAL COOP	145,500,651	30,233,897	10,532,365	1,999,931	188,266,844	687,527	188,954,371
TOTAL MICHIGAN	2,356,645,395	2,363,075,869	1,611,411,750	75,777,791	6,406,910,805	291,094,477	6,698,005,282

1997 MICHIGAN ELECTRIC SALES DATA
 ULTIMATE CUSTOMER

UTILITY	SALES MWH				TOTAL ULTIMATE	RESALE	TOTAL SALES
	RESIDENTIAL	COMMERCIAL	INDUSTRIAL	OTHER			
Investor Owned							
ALPENA POWER	80,159	100,438	118,841	152	299,590	0	299,590
CONSUMERS ENERGY	10,812,365	10,121,635	13,297,389	220,107	34,451,496	3,429,218	37,880,714
DETROIT EDISON	12898365	17997214	14585004	341676	45,822,259	4820031	50,642,290
EDISON SAULT	150,777	212,999	221,553	43,638	628,967	160,733	789,700
AMERICAN ELECTRIC POWER (I&M)	1076414	650552	1009375	10633	2,746,974	860834	3,607,808
NORTHERN STATES	54333	30586	55418	3609	143,946	13021	156,967
UPPER PEN. PWR	252897	223040	222143	8166	706,246	139131	845,377
WISC ELEC POWER CO	149849	129523	2693105	2150	2,974,627	552370	3,526,997
WISC PUB SERV CO	59648	60868	242348	756	363,620	11002	374,622
TOTAL IOU	25534807	29526855	32445176	630887	88137725	9986340	98124065
Cooperatives							
ALGER DELTA	39808	11116	0	306	51,230	0	51,230
CHERRYLAND	167150	64435	0	2945	234,530	0	234,530
CLOVERLAND	102519	30993	22708	9195	165,415	18636	184,051
MIDWEST ENERGY - FRUITBELT DIVISION	264551	10637	47715	0	322,903	0	322,903
GREAT LAKES ENERGY - NEWAYGO (O & A)	171087	70996	0	1447	243,530	0	243,530
GREAT LAKES ENERGY - HART (OCEANA)	64939	7057	19998	401	92,395	0	92,395
ONTONAGON	18532	2889	0	115	21,536	0	21,536
PRESQUE ISLE	129934	47382	14615	4786	196,717	0	196,717
MIDWEST ENERGY - SOUTHEASTERN DIVISION	40910	3602	1476	799	46,787	0	46,787
THUMB	103714	10530	0	0	114,244	0	114,244
TOP O'MICH	312850	77968	50861	2036	443,715	0	443,715
TRI-COUNTY	167331	31372	15179	2738	216,620	0	216,620
WESTERN MICH	51170	10481	0	149	61,800	0	61,800
TOTAL COOP	1634495	379458	172552	24917	2211422	18636	2230058
TOTAL MICHIGAN	27169302	29906313	32617728	655804	90349147	10004976	100354123

**STATISTICAL DATA OF RETAIL SALES
ELECTRIC UTILITIES IN MICHIGAN**

YEAR ENDED DECEMBER 31, 1996

DATA FOR MICHIGAN BUSINESS ONLY

COMPANY	CUSTOMERS	REVENUE	MWH SALES
ALPENA POWER	15,074	17,715,889	286,869
CONSUMERS POWER	1,580,343	2,329,176,749	34,015,058
DETROIT EDISON	2,013,608	3,488,576,967	45,327,646
EDISON SAULT ELECTRIC	21,074	32,666,214	627,408
AMERICAN ELECTRIC POWER (I&M)	116,084	157,427,781	2,714,264
NORTHERN STATES POWER	9,618	9,023,894	148,192
UPPER PENINSULA POWER	62,309	49,796,988	677,417
WISCONSIN ELECTRIC POWER	24,594	104,071,304	3,053,788
WISCONSIN PUBLIC SERVICE	8,525	12,109,635	291,150
TOTAL INVESTOR OWNED	3,851,229	6,200,565,421	87,141,792
ALGER DELTA	8,711	4,849,409	51,491
CHERRYLAND	25,160	20,550,317	233,096
CLOVERLAND	15,701	11,418,774	168,769
FRUITBELT	24,400	23,071,781	322,652
O & A	27,983	20,872,901	243,530
OCEANA	10,376	8,333,206	92,395
ONTONAGON	4,066	2,296,983	20,953
PRESQUE ISLE	28,179	19,232,373	194,593
SOUTHEASTERN MICHIGAN	4,499	3,899,568	46,406
THUMB	10,293	9,606,321	114,253
TOP O'MICHIGAN	46,644	40,788,371	428,610
TRI-COUNTY	20,917	19,878,731	211,856
WESTERN MICHIGAN	11,619	6,443,924	60,778
TOTAL COOPERATIVES	238,548	191,242,659	2,189,382
TOTAL COOPs & IOUs	4,089,777	6,391,808,080	89,331,174

Source of Information

Investor Owned : FERC Form 1 , page 301 line 10

Cooperative : REA Form 7 part R lines 10,11,12,19 & 9

1996 MICHIGAN ELECTRIC SALES DATA
 ULTIMATE CUSTOMER

UTILITY	CUSTOMERS				TOTAL ULTIMATE	RESALE	TOTAL SALES
	RESIDENTIAL	COMMERCIAL	INDUSTRIAL	OTHER			
Investor Owned							
ALPENA POWER	12,308	2,575	5	186	15,074	0	15,074
CONSUMERS POWER	1,397,964	171,417	9,190	1,772	1,580,343	24	1,580,367
DETROIT EDISON	1,835,944	174,726	973	1,965	2,013,608	12	2,013,620
EDISON SAULT	17,893	3,137	4	40	21,074	1	21,075
AMERICAN ELECTRIC POWER (I&M)	101,034	13,624	1,135	291	116,084	8	116,092
NORTHERN STATES	8,274	1,267	19	58	9,618	1	9,619
UPPER PEN. PWR	55,689	6,445	10	165	62,309	23	62,332
WISC ELEC POWER CO	21,846	2,683	11	54	24,594	14	24,608
WISC PUB SERV CO	7,614	883	5	23	8,525	3	8,528
TOTAL IOU	3,458,566	376,757	11,352	4,554	3,851,229	86	3,851,315
Cooperatives							
ALGER DELTA	8,261	428	0	22	8,711	0	8,711
CHERRYLAND	23,197	1,865	0	98	25,160	0	25,160
CLOVERLAND	14,772	697	3	229	15,701	1	15,702
FRUITBELT	23,675	553	172	0	24,400	0	24,400
O & A	26,696	1,187	0	100	27,983	0	27,983
OCEANA	9,847	452	31	46	10,376	0	10,376
ONTONAGON	3,839	126	0	101	4,066	0	4,066
PRESQUE ISLE	26,540	1,292	3	344	28,179	0	28,179
S.E.MICH	4,266	193	12	28	4,499	0	4,499
THUMB	9,886	407	0	0	10,293	0	10,293
TOP O'MICH	45,543	897	10	194	46,644	0	46,644
TRI-COUNTY	19,870	933	3	111	20,917	0	20,917
WESTERN MICH	11,291	257	0	71	11,619	0	11,619
TOTAL COOP	227,683	9,287	234	1,344	238,548	1	238,549
TOTAL MICHIGAN	3,686,249	386,044	11,586	5,898	4,089,777	87	4,089,864

1996 MICHIGAN ELECTRIC SALES DATA
 ULTIMATE CUSTOMER

UTILITY	REVENUES \$				TOTAL ULTIMATE	RESALE	TOTAL SALES
	RESIDENTIAL	COMMERCIAL	INDUSTRIAL	OTHER			
Investor Owned							
ALPENA POWER	6,255,644	6,728,271	4,706,057	25,917	17,715,889	0	17,715,889
CONSUMERS POWER	872,848,425	733,236,955	700,529,542	22,561,827	2,329,176,749	81,678,779	2,410,855,528
DETROIT EDISON	1,198,265,383	1,505,613,036	736,075,235	48,623,313	3,488,576,967	89,450,220	3,578,027,187
EDISON SAULT	9,667,092	13,863,580	8,313,269	822,273	32,666,214	4,392,384	37,058,598
AMERICAN ELECTRIC POWER (I&M)	64,964,655	42,079,805	49,040,553	1,342,768	157,427,781	28,663,789	186,091,570
NORTHERN STATES	3,725,680	2,434,796	2,564,492	298,926	9,023,894	481,005	9,504,899
UPPER PEN. PWR	23,553,558	16,832,914	8,404,998	1,005,518	49,796,988	5,584,628	55,381,616
WISC ELEC POWER CO	12,257,155	9,439,491	82,029,637	345,021	104,071,304	16,660,431	120,731,735
WISC PUB SERV CO	3,695,985	3,340,629	4,980,565	92,456	12,109,635	406,196	12,515,831
TOTAL IOU	2,195,233,577	2,333,569,477	1,596,644,348	75,118,019	6,200,565,421	227,317,432	6,427,882,853
Cooperatives							
ALGER DELTA	3,915,055	902,529	0	31,825	4,849,409	0	4,849,409
CHERRYLAND	15,210,227	5,095,618	0	244,472	20,550,317	0	20,550,317
CLOVERLAND	7,675,142	2,016,364	1,208,061	519,207	11,418,774	601,575	12,020,349
FRUITBELT	19,512,000	726,710	2,833,071	0	23,071,781	0	23,071,781
O & A	16,102,532	4,640,061	0	130,308	20,872,901	0	20,872,901
OCEANA	6,218,864	704,400	1,368,236	41,706	8,333,206	0	8,333,206
ONTONAGON	2,011,979	266,749	0	18,255	2,296,983	0	2,296,983
PRESQUE ISLE	13,699,780	4,308,115	766,290	458,188	19,232,373	0	19,232,373
S.E.MICH	3,402,707	291,762	135,684	69,415	3,899,568	0	3,899,568
THUMB	8,758,927	847,394	0	0	9,606,321	0	9,606,321
TOP O'MICH	30,415,121	7,173,170	3,008,514	191,566	40,788,371	0	40,788,371
TRI-COUNTY	15,714,630	2,834,117	1,086,394	243,590	19,878,731	0	19,878,731
WESTERN MICH	5,483,681	941,100	0	19,143	6,443,924	0	6,443,924
TOTAL COOP	148,120,645	30,748,089	10,406,250	1,967,675	191,242,659	601,575	191,844,234
TOTAL MICHIGAN	2,343,354,222	2,364,317,566	1,607,050,598	77,085,694	6,391,808,080	227,919,007	6,619,727,087

1996 MICHIGAN ELECTRIC SALES DATA
 ULTIMATE CUSTOMER

UTILITY	SALES MWH				TOTAL ULTIMATE	RESALE	TOTAL SALES
	RESIDENTIAL	COMMERCIAL	INDUSTRIAL	OTHER			
Investor Owned							
ALPENA POWER	81,356	98,010	107,350	153	286,869	0	286,869
CONSUMERS POWER	10,920,777	9,959,694	12,915,455	219,132	34,015,058	3,036,213	37,051,271
DETROIT EDISON	12,948,602	17,705,938	14,309,823	363,283	45,327,646	3,125,114	48,452,760
EDISON SAULT	158,315	213,593	213,052	42,448	627,408	166,818	794,226
AMERICAN ELECTRIC POWER (I&M)	1,063,206	644,398	994,952	11,708	2,714,264	899,901	3,614,165
NORTHERN STATES	55,979	36,609	52,064	3,540	148,192	13,193	161,385
UPPER PEN. PWR	259,808	220,610	188,722	8,277	677,417	143,894	821,311
WISC ELEC POWER CO	154,277	133,819	2,763,502	2,190	3,053,788	592,223	3,646,011
WISC PUB SERV CO	61,311	61,089	167,994	756	291,150	10,991	302,141
TOTAL IOU	25,703,631	29,073,760	31,712,914	651,487	87,141,792	7,988,347	95,130,139
Cooperatives							
ALGER DELTA	40,269	10,924	0	298	51,491	0	51,491
CHERRYLAND	170,062	59,971	0	3,063	233,096	0	233,096
CLOVERLAND	103,180	28,947	27,786	8,856	168,769	18,477	187,246
FRUITBELT	266,980	10,736	44,936	0	322,652	0	322,652
O & A	171,087	70,996	0	1,447	243,530	0	243,530
OCEANA	64,939	7,057	19,998	401	92,395	0	92,395
ONTONAGON	18,217	2,613	0	123	20,953	0	20,953
PRESQUE ISLE	131,191	44,247	14,596	4,559	194,593	0	194,593
S.E.MICH	40,503	3,614	1,446	843	46,406	0	46,406
THUMB	103,731	10,522	0	0	114,253	0	114,253
TOP O'MICH	301,100	80,164	45,483	1,863	428,610	0	428,610
TRI-COUNTY	165,722	28,241	15,416	2,477	211,856	0	211,856
WESTERN MICH	50,680	9,928	0	170	60,778	0	60,778
TOTAL COOP	1,627,661	367,960	169,661	24,100	2,189,382	18,477	2,207,859
TOTAL MICHIGAN	27,331,292	29,441,720	31,882,575	675,587	89,331,174	8,006,824	97,337,998

**STATISTICAL DATA OF RETAIL SALES
ELECTRIC UTILITIES IN MICHIGAN**

YEAR ENDED DECEMBER 31, 1995

DATA FOR MICHIGAN BUSINESS ONLY

COMPANY	CUSTOMERS	REVENUE	MWH SALES
ALPENA POWER	16,189	17,171,531	280,408
CONSUMERS POWER	1,557,477	2,180,578,655	33,266,223
DETROIT EDISON	1,991,488	3,488,716,582	44,926,064
EDISON SAULT ELECTRIC	20,860	32,260,598	616,577
AMERICAN ELECTRIC POWER (I&M)	115,317	159,472,608	2,714,568
NORTHERN STATES POWER	10,015	9,198,368	147,900
UPPER PENINSULA POWER	62,416	50,649,827	706,722
WISCONSIN ELECTRIC POWER	24,219	110,067,198	2,937,948
WISCONSIN PUBLIC SERVICE	8,445	10,700,883	240,171
TOTAL INVESTOR OWNED	3,806,426	6,058,816,250	85,836,581
ALGER DELTA	8,552	5,337,113	51,693
CHERRYLAND	24,256	20,286,296	218,526
CLOVERLAND	15,349	10,929,663	155,308
FRUITBELT	23,999	23,120,372	318,353
O & A	27,400	20,352,477	230,215
OCEANA	19,272	8,299,521	85,767
ONTONAGON	3,995	2,360,882	20,355
PRESQUE ISLE	27,823	19,238,080	184,341
SOUTHEASTERN MICHIGAN	4,429	3,807,083	45,521
THUMB	10,210	9,101,357	109,835
TOP O'MICHIGAN	45,255	39,143,579	414,572
TRI-COUNTY	20,406	20,562,737	204,630
WESTERN MICHIGAN	11,477	6,415,564	59,667
TOTAL COOPERATIVES	242,423	188,954,724	2,098,783
TOTAL COOPs & IOUs	4,048,849	6,247,770,974	87,935,364

Source of Information

Investor Owned : FERC Form 1 , page 301 line 10

Cooperative : REA Form 7 part R lines 10,11,12,19 & 9

1995 MICHIGAN ELECTRIC SALES DATA
 ULTIMATE CUSTOMER

UTILITY	CUSTOMERS				TOTAL ULTIMATE	RESALE	TOTAL SALES
	RESIDENTIAL	COMMERCIAL	INDUSTRIAL	OTHER			
Investor Owned							
ALPENA POWER	13,138	2,855	5	191	16,189	0	16,189
CONSUMERS POWER	1,378,803	167,833	9,106	1,735	1,557,477	24	1,557,501
DETROIT EDISON	1,815,372	173,198	955	1,963	1,991,488	12	1,991,500
EDISON SAULT	17,719	3,097	4	40	20,860	2	20,862
AMERICAN ELECTRIC POWER (I&M)	100,541	13,342	1,143	291	115,317	6	115,323
NORTHERN STATES	8,680	1,236	44	55	10,015	1	10,016
UPPER PEN. PWR	55,596	6,645	10	165	62,416	24	62,440
WISC ELEC POWER CO	21,518	2,639	9	53	24,219	14	24,233
WISC PUB SERV CO	7,543	874	5	23	8,445	3	8,448
TOTAL IOU	3,418,910	371,719	11,281	4,516	3,806,426	86	3,806,512
Cooperatives							
ALGER DELTA	8,132	398	0	22	8,552	0	8,552
CHERRYLAND	22,364	1,793	0	99	24,256	0	24,256
CLOVERLAND	14,445	683	3	218	15,349	1	15,350
FRUITBELT	23,304	695	0	0	23,999	0	23,999
O & A	26,093	1,178	0	129	27,400	0	27,400
OCEANA	9,601	9,601	27	43	19,272	0	19,272
ONTONAGON	3,776	121	0	98	3,995	0	3,995
PRESQUE ISLE	26,242	1,242	3	336	27,823	0	27,823
S.E.MICH	4,211	179	11	28	4,429	0	4,429
THUMB	9,839	371	0	0	10,210	0	10,210
TOP O'MICH	44,213	849	9	184	45,255	0	45,255
TRI-COUNTY	19,373	919	3	111	20,406	0	20,406
WESTERN MICH	11,153	252	0	72	11,477	0	11,477
TOTAL COOP	222,746	18,281	56	1,340	242,423	1	242,424
TOTAL MICHIGAN	3,641,656	390,000	11,337	5,856	4,048,849	87	4,048,936

1995 MICHIGAN ELECTRIC SALES DATA
 ULTIMATE CUSTOMER

UTILITY	REVENUES \$				TOTAL ULTIMATE	RESALE	TOTAL SALES
	RESIDENTIAL	COMMERCIAL	INDUSTRIAL	OTHER			
Investor Owned							
ALPENA POWER	6,077,347	6,358,263	4,709,902	26,019	17,171,531	0	17,171,531
CONSUMERS POWER	806,037,737	671,562,445	682,248,805	20,729,668	2,180,578,655	67,562,219	2,248,140,874
DETROIT EDISON	1,210,924,600	1,495,819,917	734,127,433	47,844,632	3,488,716,582	96,087,272	3,584,803,854
EDISON SAULT	9,527,165	13,596,095	8,325,916	811,422	32,260,598	4,071,284	36,331,882
AMERICAN ELECTRIC POWER (I&M)	66,461,182	42,197,269	49,473,630	1,340,527	159,472,608	30,427,768	189,900,376
NORTHERN STATES	3,759,034	2,069,396	3,071,621	298,317	9,198,368	506,758	9,705,126
UPPER PEN. PWR	23,266,634	16,581,018	9,793,971	1,008,204	50,649,827	5,823,895	56,473,722
WISC ELEC POWER CO	11,889,989	9,502,918	88,324,381	349,910	110,067,198	19,897,320	129,964,518
WISC PUB SERV CO	3,694,118	3,288,649	3,625,915	92,201	10,700,883	408,772	11,109,655
TOTAL IOU	2,141,637,806	2,260,975,970	1,583,701,574	72,500,900	6,058,816,250	224,785,288	6,283,601,538
Cooperatives							
ALGER DELTA	4,102,091	1,206,594	0	28,428	5,337,113	0	5,337,113
CHERRYLAND	14,891,164	5,146,588	0	248,544	20,286,296	0	20,286,296
CLOVERLAND	7,554,422	1,851,027	1,082,398	441,816	10,929,663	598,766	11,528,429
FRUITBELT	19,012,913	4,107,459	0	0	23,120,372	0	23,120,372
O & A	15,648,093	4,597,481	0	106,903	20,352,477	0	20,352,477
OCEANA	6,218,285	748,116	1,292,581	40,539	8,299,521	0	8,299,521
ONTONAGON	2,058,285	283,857	0	18,740	2,360,882	0	2,360,882
PRESQUE ISLE	13,585,134	4,057,388	1,140,171	455,387	19,238,080	0	19,238,080
S.E.MICH	3,340,675	266,870	129,194	70,344	3,807,083	0	3,807,083
THUMB	8,300,589	800,768	0	0	9,101,357	0	9,101,357
TOP O'MICH	28,894,748	7,368,740	2,698,001	182,090	39,143,579	0	39,143,579
TRI-COUNTY	16,250,831	2,858,162	1,206,780	246,964	20,562,737	0	20,562,737
WESTERN MICH	5,397,314	998,524	0	19,726	6,415,564	0	6,415,564
TOTAL COOP	145,254,544	34,291,574	7,549,125	1,859,481	188,954,724	598,766	189,553,490
TOTAL MICHIGAN	2,286,892,350	2,295,267,544	1,591,250,699	74,360,381	6,247,770,974	225,384,054	6,473,155,028

1995 MICHIGAN ELECTRIC SALES DATA
 ULTIMATE CUSTOMER

UTILITY	SALES MWH				TOTAL ULTIMATE	RESALE	TOTAL SALES
	RESIDENTIAL	COMMERCIAL	INDUSTRIAL	OTHER			
Investor Owned							
ALPENA POWER	79,072	93,271	107,911	154	280,408	0	280,408
CONSUMERS POWER	10,711,599	9,649,274	12,688,148	217,202	33,266,223	2,240,077	35,506,300
DETROIT EDISON	13,006,210	17,470,922	14,092,083	356,849	44,926,064	4,015,639	48,941,703
EDISON SAULT	155,818	209,491	210,114	41,154	616,577	152,270	768,847
AMERICAN ELECTRIC POWER (I&M)	1,077,084	637,900	987,979	11,605	2,714,568	934,286	3,648,854
NORTHERN STATES	55,429	28,676	60,268	3,527	147,900	13,223	161,123
UPPER PEN. PWR	254,999	215,424	228,015	8,284	706,722	140,229	846,951
WISC ELEC POWER CO	147,892	131,142	2,656,731	2,183	2,937,948	697,910	3,635,858
WISC PUB SERV CO	60,287	59,006	120,126	752	240,171	10,778	250,949
TOTAL IOU	25,548,390	28,495,106	31,151,375	641,710	85,836,581	8,204,412	94,040,993
Cooperatives							
ALGER DELTA	38,889	12,505	0	299	51,693	0	51,693
CHERRYLAND	156,496	58,958	0	3,072	218,526	0	218,526
CLOVERLAND	99,030	25,298	24,314	6,666	155,308	18,184	173,492
FRUITBELT	261,300	57,053	0	0	318,353	0	318,353
O & A	166,435	62,595	0	1,185	230,215	0	230,215
OCEANA	61,294	7,018	17,088	367	85,767	0	85,767
ONTONAGON	17,673	2,565	0	117	20,355	0	20,355
PRESQUE ISLE	123,145	42,120	14,724	4,352	184,341	0	184,341
S.E.MICH	39,975	3,316	1,398	832	45,521	0	45,521
THUMB	100,068	9,767	0	0	109,835	0	109,835
TOP O'MICH	287,599	84,436	40,756	1,781	414,572	0	414,572
TRI-COUNTY	159,674	27,445	15,166	2,345	204,630	0	204,630
WESTERN MICH	48,944	10,554	0	169	59,667	0	59,667
TOTAL COOP	1,560,522	403,630	113,446	21,185	2,098,783	18,184	2,116,967
TOTAL MICHIGAN	27,108,912	28,898,736	31,264,821	662,895	87,935,364	8,222,596	96,157,960